
Workpapers - 2021 Financial Year

Stevema Superannuation Fund

Preparer: Steven Lee

Reviewer: Sandra Lee

Printed: 06 June 2022

Lead Schedule

2021 Financial Year

Code	Workpaper	CY Balance	LY Balance	Change	Status
23800	Distributions Received	(\$444,195.98)		100%	Completed
23900	Dividends Received	(\$26.56)	(\$25.62)	3.67%	Completed
24200	Contributions	(\$20,191.92)	(\$25,000.00)	(19.23)%	Completed
24700	Changes in Market Values of Investments	(\$42,493.64)	(\$102,333.64)	(58.48)%	Completed
24800	Changes in Market Values of Other Assets		\$379,525.04	100%	Completed
25000	Interest Received	(\$0.55)	(\$3.03)	(81.85)%	Completed
28000	Property Income	(\$30,318.00)	(\$39,568.55)	(23.38)%	Completed
28500	Transfers In	(\$400,014.02)	(\$165,028.56)	142.39%	Completed
30100	Accountancy Fees	\$5,050.00	\$4,400.00	14.77%	Completed
30400	ATO Supervisory Levy	\$518.00	\$259.00	100%	Completed
30700	Auditor's Remuneration	\$450.00	\$550.00	(18.18)%	Completed
30800	ASIC Fees	\$334.00	\$475.00	(29.68)%	Completed
31500	Bank Charges	\$963.90	\$639.00	50.85%	Completed
41600	Pensions Paid	\$36,980.00		100%	Completed
41930	Property Expenses - Agents Management Fees	\$1,669.25		100%	Completed
41960	Property Expenses - Council Rates	\$5,050.33	\$5,277.06	(4.3)%	Completed
42010	Property Expenses - Interest on Loans	\$33,287.19	\$42,941.70	(22.48)%	Completed

Code	Workpaper	CY Balance	LY Balance	Change	Status
42060	Property Expenses - Repairs Maintenance	\$4,062.88	\$2,995.00	35.66%	Completed
42110	Property Expenses - Sundry Expenses	\$3,956.00		100%	Completed
46000	Benefits Paid/Transfers Out	\$855,719.31	\$265,716.21	222.04%	Completed
48100	Division 293 Tax	\$7,432.40		100%	Completed
48500	Income Tax Expense	\$54,996.36	\$176,531.31	(68.85)%	Rework Required
49000	Profit/Loss Allocation Account	(\$73,228.95)	(\$547,349.92)	(86.62)%	Rework Required
50000	Members	(\$4,211,031.80)	(\$4,284,260.75)	(1.71)%	Rework Required
60400	Bank Accounts	\$76,303.44	\$155,924.14	(51.06)%	Completed
62000	Dividends Receivable	\$361.92	\$335.36	7.92%	Completed
77200	Real Estate Properties (Australian - Residential)	\$5,500,000.00	\$5,500,000.00	0%	Completed
77600	Shares in Listed Companies (Australian)	\$15,028.05	\$129,210.08	(88.37)%	Completed
85000	Income Tax Payable /Refundable	(\$2,682.62)	\$27,019.73	(109.93)%	Rework Required
85500	Limited Recourse Borrowing Arrangements	(\$1,141,690.56)	(\$1,199,638.05)	(4.83)%	Completed
85503	Old Pitt Road Property Option		(\$44,195.98)	100%	Completed
86000	PAYG Payable		(\$13,438.00)	100%	Completed
88000	Sundry Creditors	(\$7,432.40)	(\$94,414.24)	(92.13)%	Completed

Code	Workpaper	CY Balance	LY Balance	Change	Status
89000	Deferred Tax Liability /Asset	(\$228,856.03)	(\$176,542.29)	29.63%	Rework Required
A	Financial Statements				Completed
B	Permanent Documents				Completed
C	Other Documents				Completed
D	Pension Documentation				Completed
E	Estate Planning				Completed

23800 - Distributions Received

2021 Financial Year

Preparer Steven Lee

Reviewer Sandra Lee

Status Completed

Account Code	Description	CY Balance	LY Balance	Change
12701	127 Old Pitt Town Road, Box Hill NSW, Australia	(\$444,195.98)		100%
TOTAL		CY Balance	LY Balance	
		(\$444,195.98)		

Supporting Documents

- Distribution Reconciliation Report [Report](#)

Standard Checklist

- Attach a copy of all Tax Statements
- Attach a copy of Distribution Reconciliation Report
- Ensure all Distributions have been reviewed on [Distribution Tax Automation](#)

Stevema Superannuation Fund

Distribution Reconciliation Report

For The Period 01 July 2020 - 30 June 2021

Date	Payment Received	Non Primary Production Income (A) * ₁			Distributed Capital Gains (B) * ₂				Foreign Income * ₃		Non-Assessable			Taxable Income	
		Franked	Unfranked	Interest/ Other	Franking Credits	Discounted (After Discount)	Rate * ₅	CGT Concession	Indexed	Other	Foreign Income	Foreign Credits	Tax Exempt		Tax Free
Real Estate Properties (Australian - Residential)															
127ol 127 Old Pitt Town Road, Box Hill NSW, Australia															
01/07/2020	44,195.98						S							0.00	
13/08/2020	80,000.00						S							0.00	
14/08/2020	80,000.00						S							0.00	
17/08/2020	40,000.00						S							0.00	
12/05/2021	200,000.00						S							0.00	
30/06/2021	0.00					100,000.00	I	100,000.00		244,195.98				0.00	344,195.98
	444,195.98					100,000.00		100,000.00		244,195.98				0.00	344,195.98
<i>Net Cash Distribution:</i>		<i>444,195.98</i>													
	444,195.98					100,000.00		100,000.00		244,195.98				0.00	344,195.98

Stevema Superannuation Fund

Distribution Reconciliation Report

For The Period 01 July 2020 - 30 June 2021

Date	Non Primary Production Income (A) * ₁				Distributed Capital Gains (B) * ₂				Foreign Income * ₃			Non-Assessable				
	Payment Received	Franked	Unfranked	Interest/ Other	Franking Credits	Discounted (After Discount)	Rate * ₅	CGT Concession	Indexed	Other	Foreign Income	Foreign Credits	Tax Exempt	Tax Free	Tax Deferred / AMIT * ₆	Taxable Income
TOTAL	444,195.98					100,000.00		100,000.00		244,195.98					0.00	344,195.98

Total Distributed Gains

Discount Rate	Discounted	Gross
Superfund 1/3	0.00	0.00
Individual 50%(I)	100,000.00	444,195.98
Total	100,000.00	444,195.98

*₁ Summary of Non Primary Production Income (A)

Tax Label	Franked	Unfranked	Interest/Other	Less Other Deduction	Income Before Credits * ₇	Franking Credits	Total Including Credits
11M Gross trust distributions					0.00		0.00

*₂ Forms part of the Net Capital Gains calculation for Tax Label 11A.

*₃ Forms part of the Foreign Credits calculation for Tax Label 11D, D1, 13C1.

*₄ Taxable Income is designed to match Tax Statement provided by Fund Manager.

Taxable Income in the SMSF Annual Return will be different due to application of Capital Losses in Net Capital Gain calculation and application of different discount method.

*₅ This is the discount rate selected for the transaction. "S" being Super Funds at 1/3 and "I" being Individual at 50%.

*₆ AMIT cost base net increase is reflected as negative amount i.e. negative tax deferred and AMIT cost base net decrease is reflected as positive amount i.e. positive tax deferred.

*₇ Sum of Income Before Credits reconciles with Taxable Trust Distributions in Statement of Taxable Income.

^ Variance between Payment Received and Net Cash Distribution.

23900 - Dividends Received

2021 Financial Year

Preparer Steven Lee

Reviewer Sandra Lee

Status Completed

Account Code	Description	CY Balance	LY Balance	Change
BKL.AX	Blackmores Limited	(\$3.48)	(\$8.40)	(58.57)%
RMS.AX	Ramelius Resources Limited	(\$20.00)	(\$10.00)	100%
S32.AX	South32 Limited	(\$3.08)	(\$7.22)	(57.34)%
TOTAL		CY Balance	LY Balance	
		(\$26.56)	(\$25.62)	

Supporting Documents

- Dividend Reconciliation Report [Report](#)
- Investment Income Comparison Report [Report](#)

Standard Checklist

- Attach copies of all dividend statements
- Attach copy of Dividend Reconciliation Report
- Attach copy of Investment Income Comparison Report

Stevema Superannuation Fund

Dividend Reconciliation Report

For The Period 01 July 2020 - 30 June 2021

Date	Net Payment Received	Australian Income			Foreign Income			Withheld		
		Unfranked	Franked	Franking Credits	Foreign Income	Foreign Credits	NZ Credits	TFN Withheld	Non-Resident	LIC Deduction
Shares in Listed Companies (Australian)										
BKL.AX Blackmores Limited										
12/04/2021	3.48	0.00	3.48	1.49						
	3.48	0.00	3.48	1.49						
RMS.AX Ramelius Resources Limited										
02/09/2020	20.00	0.00	20.00	8.57						
	20.00	0.00	20.00	8.57						
S32.AX South32 Limited										
08/10/2020	1.33	0.00	1.33	0.57						
08/04/2021	1.75	0.00	1.75	0.75						
	3.08	0.00	3.08	1.32						
	26.56	0.00	26.56	11.38						

Stevema Superannuation Fund
Dividend Reconciliation Report

For The Period 01 July 2020 - 30 June 2021

Date	Net Payment Received	Australian Income			Foreign Income			Withheld		
		Unfranked	Franked	Franking Credits	Foreign Income	Foreign Credits	NZ Credits	TFN Withheld	Non-Resident	LIC Deduction
TOTAL	26.56	0.00	26.56	11.38						

Tax Return Reconciliation

	Totals	Tax Return Label
Unfranked	0.00	J
Franked Dividends	26.56	K
Franking Credits	11.38	L

Stevema Superannuation Fund

Investment Income Comparison Report

As at 30 June 2021

Investment	Ledger Data			ASX & UUT Data							
	Transaction Date	Income Amount	Franking Credit	Date Payable	Ex Div/Dist Date	Units On Hand	45 Day Qualified	Amount per share/unit	Estimated Income	Estimated Franking*	
Reconciled											
Shares in Listed Companies (Australian)											
BKL.AX	Blackmores Limited	12/04/2021	3.48	1.49	12/04/2021	22/03/2021	12.00	12.00	0.2900	3.48	1.49
RMS.AX	Ramelius Resources Limited	02/09/2020	20.00	8.57							
RMS.AX	Ramelius Resources Limited				02/10/2020	01/09/2020	1,000.00	1,000.00	0.0200	20.00	8.57
S32.AX	South32 Limited	08/10/2020	1.33	0.57	08/10/2020	10/09/2020	97.00	97.00	0.0137	1.33	0.57
S32.AX	South32 Limited	08/04/2021	1.75	0.75	08/04/2021	11/03/2021	97.00	97.00	0.0181	1.75	0.75
			26.56	11.38					0.3418	26.56	11.38
Unreconciled											
Real Estate Properties (Australian - Residential)											
127ol	127 Old Pitt Town Road, Box Hill NSW, Australia	01/07/2020	44,195.98								
127ol	127 Old Pitt Town Road, Box Hill NSW, Australia	13/08/2020	80,000.00								
127ol	127 Old Pitt Town Road, Box Hill NSW, Australia	14/08/2020	80,000.00								
127ol	127 Old Pitt Town Road, Box Hill NSW, Australia	17/08/2020	40,000.00								
127ol	127 Old Pitt Town Road, Box Hill NSW, Australia	12/05/2021	200,000.00								
			444,195.98								
			444,222.54	11.38					0.3418	26.56	11.38

*Franking credit is estimated using 45 day qualified units. The estimation might not be accurate for preference shares and hedging arrangements.

24200 - Contributions

2021 Financial Year

Preparer Steven Lee

Reviewer Sandra Lee

Status Completed

Account Code	Description	CY Balance	LY Balance	Change
MASEUN00002A	(Contributions) Ma, Seungjin Steve - Accumulation (Accumulation)	(\$20,191.92)	(\$25,000.00)	(19.23)%
TOTAL		CY Balance	LY Balance	
		(\$20,191.92)	(\$25,000.00)	

Supporting Documents

- Contributions Breakdown Report [Report](#)

Standard Checklist

- Attach copies of S290-170 notices (if necessary)
- Attach copy of Contributions Breakdown Report
- Attach SuperStream Contribution Data Report
- Check Fund is registered for SuperStream (if necessary)
- Ensure all Contributions have been allocated from Bank Accounts
- Ensure Work Test is satisfied if members are over 65

Stevema Superannuation Fund

Contributions Breakdown Report

For The Period 01 July 2020 - 30 June 2021

Summary

Member	D.O.B	Age (at 30/06/2020)	Total Super Balance (at 30/06/2020) *1	Concessional	Non-Concessional	Other	Reserves	Total
Ma, Hyeok Helen	Provided	60	1,840,916.82	0.00	0.00	0.00	0.00	0.00
Ma, Seungjin Steve	Provided	65	4,404,952.42	20,191.92	0.00	0.00	0.00	20,191.92
All Members				20,191.92	0.00	0.00	0.00	20,191.92

*1 TSB can include information external to current fund's transaction records. The amount is per individual across all funds.

Contribution Caps

Member	Contribution Type	Contributions	Cap	Current Position
Ma, Hyeok Helen	Concessional	0.00	25,000.00	25,000.00 Below Cap
	Non-Concessional	0.00	0.00	Total Super Balance Over TBC
Ma, Seungjin Steve	Concessional	20,191.92	25,000.00	4,808.08 Below Cap
	Non-Concessional	0.00	0.00	Total Super Balance Over TBC

Carry Forward Unused Concessional Contribution Cap

Member	2016	2017	2018	2019	2020	2021	Current Position
Ma, Hyeok Helen							
Concessional Contribution Cap	35,000.00	35,000.00	25,000.00	25,000.00	25,000.00	25,000.00	
Concessional Contribution	0.00	0.00	0.00	0.00	0.00	0.00	
Unused Concessional Contribution	0.00	0.00	0.00	25,000.00	25,000.00	25,000.00	
Cumulative Carry Forward Unused	N/A	N/A	N/A	0.00	0.00	0.00	
Maximum Cap Available	35,000.00	35,000.00	25,000.00	25,000.00	25,000.00	25,000.00	25,000.00 Below Cap
Total Super Balance	0.00	0.00	0.00	1,384,660.00	1,272,595.08	1,840,916.82	

Ma, Seungjin Steve

Concessional Contribution Cap	35,000.00	35,000.00	25,000.00	25,000.00	25,000.00	25,000.00	
Concessional Contribution	0.00	0.00	0.00	4,749.94	25,000.00	20,191.92	
Unused Concessional Contribution	0.00	0.00	0.00	20,250.06	0.00	4,808.08	
Cumulative Carry Forward Unused	N/A	N/A	N/A	0.00	0.00	0.00	
Maximum Cap Available	35,000.00	35,000.00	25,000.00	25,000.00	25,000.00	25,000.00	4,808.08 Below Cap
Total Super Balance	0.00	0.00	0.00	3,624,717.00	4,831,610.67	4,404,952.42	

NCC Bring Forward Caps

Member	Bring Forward Cap	2018	2019	2020	2021	Total	Current Position
Ma, Hyeok Helen	N/A	0.00	0.00	0.00	0.00	N/A	Bring Forward Not Triggered
Ma, Seungjin Steve	N/A	0.00	0.00	0.00	0.00	N/A	Bring Forward Not Triggered

Ma, Seungjin Steve

Date	Transaction Description	Contribution Type	Ledger Data				SuperStream Data					
			Concessional	Non-Concession	Other	Reserves	Contribution	Employer	Concessional	Non-Concess	Other	
03/08/2020	FY20Q4SteveSuper	Employer	3,365.32									
26/10/2020	FY21Q1Super	Employer	6,249.88									
28/01/2021	Remitter=ALEXAND RIA Ref=FY21Q2SteveSuper	Employer	6,249.88									
15/03/2021	Remitter=ALEXAND RIA Ref=FY21Q3Super	Employer	4,326.84									
Total - Ma, Seungjin Steve			20,191.92	0.00	0.00	0.00				0.00	0.00	0.00

Total for All Members	20,191.92	0.00	0.00	0.00
------------------------------	-----------	------	------	------

24700 - Changes in Market Values of Investments

2021 Financial Year

Preparer Steven Lee

Reviewer Sandra Lee

Status Completed

Account Code	Description	CY Balance	LY Balance	Change
24700	Changes in Market Values of Investments	(\$42,493.64)	(\$102,333.64)	(58.48)%
TOTAL		CY Balance	LY Balance	
		(\$42,493.64)	(\$102,333.64)	

Supporting Documents

- Market Movement [Report](#)
- Net Capital Gains Reconciliation [Report](#)
- Realised Capital Gain Report [Report](#)

Standard Checklist

- Attach copies of Source Documentation (Contract Notes, Broker Statements, Chess Statements, Contracts of Sale, Managed Fund Statements etc)
- Attach copy of Market Movement report
- Attach copy of Net Capital Gains Reconciliation
- Attach copy of Realised Capital Gain Report
- Ensure all Asset Disposals have been entered
- Ensure all Market Values have been entered for June 30
- Ensure all Tax Deferred Distributions have been entered

Stevema Superannuation Fund

Market Movement Report

As at 30 June 2021

Investment	Date	Description	Unrealised				Realised			Total
			Units	Accounting Cost Movement	Market Movement	Depreciation	Balance	Consideration	Accounting Cost Base	
127ol - 127 Old Pitt Town Road, Box Hill NSW, Australia										
	01/07/2020	Opening Balance	1.00	0.00	0.00	0.00	5,500,000.00	0.00	0.00	0.00
	30/06/2021		1.00	0.00	0.00	0.00	5,500,000.00	0.00	0.00	0.00
AQX.AX - Alice Queen Ltd - Ordinary Fully Paid (formerly Callabonna Uranium Ltd)										
	24/11/2020	Purchase	300,000.00	9,026.95	0.00	0.00	9,026.95	0.00	0.00	0.00
	06/01/2021	Disposal	(300,000.00)	(9,026.95)	0.00	0.00	0.00	8,973.05	9,026.95	(53.90)
	30/06/2021		0.00	0.00	0.00	0.00	0.00	8,973.05	9,026.95	(53.90)
AVZ.AX - AVZ Minerals Limited										
	01/07/2020	Opening Balance	8,674.00	0.00	0.00	0.00	451.05	0.00	0.00	0.00
	30/06/2021	Revaluation	0.00	0.00	936.79	0.00	1,387.84	0.00	0.00	0.00
	30/06/2021		8,674.00	0.00	936.79	0.00	1,387.84	0.00	0.00	0.00
BKL.AX - Blackmores Limited										
	01/07/2020	Opening Balance	12.00	0.00	0.00	0.00	935.40	0.00	0.00	0.00
	30/06/2021	Revaluation	0.00	0.00	(53.76)	0.00	881.64	0.00	0.00	0.00
	30/06/2021		12.00	0.00	(53.76)	0.00	881.64	0.00	0.00	0.00
BRK.AX - Brookside Energy Limited										
	01/07/2020	Opening Balance	157.00	0.00	0.00	0.00	0.79	0.00	0.00	0.00
	30/06/2021	Revaluation	0.00	0.00	2.82	0.00	3.61	0.00	0.00	0.00
	30/06/2021		157.00	0.00	2.82	0.00	3.61	0.00	0.00	0.00
ENT.AX - Enterprise Metals Limited										
	01/07/2020	Opening Balance	10,000.00	0.00	0.00	0.00	130.00	0.00	0.00	0.00
	30/06/2021	Revaluation	0.00	0.00	30.00	0.00	160.00	0.00	0.00	0.00
	30/06/2021		10,000.00	0.00	30.00	0.00	160.00	0.00	0.00	0.00
GLA.AX - Gladiator Resources Limited										
	01/07/2020	Opening Balance	121,212.00	0.00	0.00	0.00	121.21	0.00	0.00	0.00
	20/11/2020	Share Consolidation	(109,090.00)	0.00	0.00	0.00	121.21	0.00	0.00	0.00
	30/06/2021	Revaluation	0.00	0.00	60.62	0.00	181.83	0.00	0.00	0.00
	30/06/2021		12,122.00	0.00	60.62	0.00	181.83	0.00	0.00	0.00
HHI.AX - Health House International Limited										
	24/03/2021	Code/Class Change	100.00	45.00	0.00	0.00	45.00	0.00	0.00	0.00
	30/06/2021	Revaluation	0.00	0.00	(30.50)	0.00	14.50	0.00	0.00	0.00
	30/06/2021		100.00	45.00	(30.50)	0.00	14.50	0.00	0.00	0.00

Stevema Superannuation Fund

Market Movement Report

As at 30 June 2021

Investment	Date	Description	Unrealised				Realised			Total
			Units	Accounting Cost Movement	Market Movement	Depreciation	Balance	Consideration	Accounting Cost Base	
IHL.AX - Incannex Healthcare Limited										
	30/11/2020	Purchase	6,896.00	992.39	0.00	0.00	992.39	0.00	0.00	0.00
	30/06/2021	Revaluation	0.00	0.00	731.61	0.00	1,724.00	0.00	0.00	0.00
	30/06/2021		6,896.00	992.39	731.61	0.00	1,724.00	0.00	0.00	0.00
JAT.AX - Jatenergy Limited										
	01/07/2020	Opening Balance	7,229.00	0.00	0.00	0.00	245.79	0.00	0.00	0.00
	30/06/2021	Revaluation	0.00	0.00	(86.75)	0.00	159.04	0.00	0.00	0.00
	30/06/2021		7,229.00	0.00	(86.75)	0.00	159.04	0.00	0.00	0.00
KRR.AX - King River Resources Limited										
	01/07/2020	Opening Balance	10,000.00	0.00	0.00	0.00	320.00	0.00	0.00	0.00
	30/06/2021	Revaluation	0.00	0.00	(60.00)	0.00	260.00	0.00	0.00	0.00
	30/06/2021		10,000.00	0.00	(60.00)	0.00	260.00	0.00	0.00	0.00
KRROB.AX - King River Resources Limited (Option Expiring 31-JUL-2020)										
	01/07/2020	Opening Balance	3,334.00	0.00	0.00	0.00	3.33	0.00	0.00	0.00
	31/07/2020	Disposal	(3,334.00)	0.00	0.00	0.00	3.33	0.00	0.00	0.00
	31/07/2020	Writeback	0.00	0.00	(3.33)	0.00	0.00	0.00	0.00	0.00
	30/06/2021		0.00	0.00	(3.33)	0.00	0.00	0.00	0.00	0.00
LON.AX - Longtable Group Limited										
	01/07/2020	Opening Balance	3,520.00	0.00	0.00	0.00	492.80	0.00	0.00	0.00
	22/07/2020	Code/Class Change	(3,520.00)	0.00	0.00	0.00	492.80	0.00	0.00	0.00
	22/07/2020	Code/Class Change	0.00	(3,539.01)	0.00	0.00	(3,046.21)	3,539.01	3,539.01	0.00
	30/06/2021	Revaluation	0.00	0.00	3,046.21	0.00	0.00	0.00	0.00	0.00
	30/06/2021		0.00	(3,539.01)	3,046.21	0.00	0.00	3,539.01	3,539.01	0.00
LOT.AX - Lotus Resources Limited										
	06/04/2021	Purchase	314,503.00	40,932.37	0.00	0.00	40,932.37	0.00	0.00	0.00
	07/04/2021	Purchase	76,145.00	9,909.73	0.00	0.00	50,842.10	0.00	0.00	0.00
	29/04/2021	Disposal	(390,648.00)	(50,842.10)	0.00	0.00	0.00	48,852.95	50,842.10	(1,989.15)
	30/06/2021		0.00	0.00	0.00	0.00	0.00	48,852.95	50,842.10	(1,989.15)
MBH.AX - Maggie Beer Holdings Ltd										
	22/07/2020	Code/Class Change	3,520.00	3,539.01	0.00	0.00	3,539.01	0.00	0.00	0.00
	30/06/2021	Revaluation	0.00	0.00	(2,166.21)	0.00	1,372.80	0.00	0.00	0.00
	30/06/2021		3,520.00	3,539.01	(2,166.21)	0.00	1,372.80	0.00	0.00	0.00

Stevema Superannuation Fund

Market Movement Report

As at 30 June 2021

Investment	Date	Description	Unrealised				Realised			Total
			Units	Accounting Cost Movement	Market Movement	Depreciation	Balance	Consideration	Accounting Cost Base	
MYX.AX - Mayne Pharma Group Limited										
	01/07/2020	Opening Balance	93.00	0.00	0.00	0.00	35.81	0.00	0.00	0.00
	30/06/2021	Revaluation	0.00	0.00	(6.05)	0.00	29.76	0.00	0.00	0.00
	30/06/2021		93.00	0.00	(6.05)	0.00	29.76	0.00	0.00	0.00
PDN.AX - Paladin Energy Ltd										
	01/07/2020	Opening Balance	2,727.00	0.00	0.00	0.00	272.70	0.00	0.00	0.00
	30/06/2021	Revaluation	0.00	0.00	1,131.71	0.00	1,404.41	0.00	0.00	0.00
	30/06/2021		2,727.00	0.00	1,131.71	0.00	1,404.41	0.00	0.00	0.00
PEN.AX - Peninsula Energy Limited										
	01/07/2020	Opening Balance	772.00	0.00	0.00	0.00	55.58	0.00	0.00	0.00
	30/06/2021	Revaluation	0.00	0.00	75.66	0.00	131.24	0.00	0.00	0.00
	30/06/2021		772.00	0.00	75.66	0.00	131.24	0.00	0.00	0.00
PENRC.AX - Peninsula Energy Limited - Rights										
	01/07/2020	Opening Balance	1,390.00	0.00	0.00	0.00	1.39	0.00	0.00	0.00
	31/07/2020	Disposal	(1,390.00)	0.00	0.00	0.00	1.39	0.00	0.00	0.00
	31/07/2020	Writeback	0.00	0.00	(1.39)	0.00	0.00	0.00	0.00	0.00
	30/06/2021		0.00	0.00	(1.39)	0.00	0.00	0.00	0.00	0.00
PLS.AX - Pilbara Minerals Limited										
	01/07/2020	Opening Balance	945.00	0.00	0.00	0.00	236.25	0.00	0.00	0.00
	30/06/2021	Revaluation	0.00	0.00	1,134.00	0.00	1,370.25	0.00	0.00	0.00
	30/06/2021		945.00	0.00	1,134.00	0.00	1,370.25	0.00	0.00	0.00
RFG.AX - Retail Food Group Limited										
	01/07/2020	Opening Balance	376.00	0.00	0.00	0.00	26.32	0.00	0.00	0.00
	30/06/2021	Revaluation	0.00	0.00	(1.13)	0.00	25.19	0.00	0.00	0.00
	30/06/2021		376.00	0.00	(1.13)	0.00	25.19	0.00	0.00	0.00
RIM.AX - Rimfire Pacific Mining NI										
	01/07/2020	Opening Balance	17,286,831.0	0.00	0.00	0.00	121,007.82	0.00	0.00	0.00
	02/11/2020	Disposal	(2,000,000.0)	(44,501.39)	0.00	0.00	76,506.43	21,973.05	44,501.39	(22,528.34)
	02/11/2020	Writeback	0.00	0.00	15,166.35	0.00	91,672.78	0.00	0.00	0.00
	02/12/2020	Purchase	267,900.00	2,705.95	0.00	0.00	94,378.73	0.00	0.00	0.00
	03/12/2020	Purchase	1,550,281.00	15,502.81	0.00	0.00	109,881.54	0.00	0.00	0.00
	19/02/2021	Disposal	(3,200,000.0)	(67,478.27)	0.00	0.00	42,403.27	28,766.32	67,478.27	(38,711.95)
	19/02/2021	Disposal	(8,905,012.0)	(122,335.99)	0.00	0.00	(79,932.72)	80,239.15	122,335.99	(42,096.84)

Stevema Superannuation Fund

Market Movement Report

As at 30 June 2021

Investment	Date	Description	Unrealised				Realised			Total
			Units	Accounting Cost Movement	Market Movement	Depreciation	Balance	Consideration	Accounting Cost Base	
	19/02/2021	Writeback	0.00	0.00	63,821.36	0.00	(16,111.36)	0.00	0.00	0.00
	19/02/2021	Writeback	0.00	0.00	20,332.24	0.00	4,220.88	0.00	0.00	0.00
	23/02/2021	Disposal	(3,000,000.0)	(12,703.17)	0.00	0.00	(8,482.29)	26,968.30	12,703.17	14,265.13
	23/02/2021	Writeback	0.00	0.00	21,500.71	0.00	13,018.42	0.00	0.00	0.00
	08/03/2021	Disposal	(2,000,000.0)	(6,000.00)	0.00	0.00	7,018.42	19,973.05	6,000.00	13,973.05
	08/03/2021	Writeback	0.00	0.00	(120,820.66)	0.00	(113,802.24)	0.00	0.00	0.00
	30/06/2021	Revaluation	0.00	0.00	113,802.24	0.00	0.00	0.00	0.00	0.00
	30/06/2021		0.00	(234,810.06)	113,802.24	0.00	0.00	177,919.87	253,018.82	(75,098.95)
RMS.AX - Ramelius Resources Limited										
	01/07/2020	Opening Balance	1,000.00	0.00	0.00	0.00	1,990.00	0.00	0.00	0.00
	30/06/2021	Revaluation	0.00	0.00	(295.00)	0.00	1,695.00	0.00	0.00	0.00
	30/06/2021		1,000.00	0.00	(295.00)	0.00	1,695.00	0.00	0.00	0.00
S32.AX - South32 Limited										
	01/07/2020	Opening Balance	97.00	0.00	0.00	0.00	197.88	0.00	0.00	0.00
	30/06/2021	Revaluation	0.00	0.00	86.33	0.00	284.21	0.00	0.00	0.00
	30/06/2021		97.00	0.00	86.33	0.00	284.21	0.00	0.00	0.00
VPC.AX - Vpcl Ltd										
	01/07/2020	Opening Balance	5,000.00	0.00	0.00	0.00	20.00	0.00	0.00	0.00
	03/02/2021	Share Consolidation	(4,900.00)	0.00	0.00	0.00	20.00	0.00	0.00	0.00
	24/03/2021	Code/Class Change	(100.00)	0.00	0.00	0.00	20.00	0.00	0.00	0.00
	24/03/2021	Code/Class Change	0.00	(45.00)	0.00	0.00	(25.00)	45.00	45.00	0.00
	30/06/2021	Revaluation	0.00	0.00	25.00	0.00	0.00	0.00	0.00	0.00
	30/06/2021		0.00	(45.00)	25.00	0.00	0.00	45.00	45.00	0.00
WEB.AX - Webjet Limited										
	01/07/2020	Opening Balance	803.00	0.00	0.00	0.00	2,665.96	0.00	0.00	0.00
	30/06/2021	Revaluation	0.00	0.00	1,276.77	0.00	3,942.73	0.00	0.00	0.00
	30/06/2021		803.00	0.00	1,276.77	0.00	3,942.73	0.00	0.00	0.00
Total Market Movement					119,635.64				(77,142.00)	42,493.64

Stevema Superannuation Fund

Capital Gains Reconciliation Report

For The Period 01 July 2020 - 30 June 2021

	Total	Discounted	Indexed	Other	Notional
Losses available to offset					
Carried forward from prior losses	264,825.51				
Carried forward from prior losses - Collectables	0.00				
Current year capital losses	106,303.39				
Current year capital losses - Collectables	0.00				
Total Losses Available	371,128.90				
Total Losses Available - Collectables	0.00				
Capital Gains					
Capital gains from disposal of assets	29,161.39	29,161.39	0.00	0.00	0.00
Capital gains from disposal of assets - Collectables	0.00	0.00	0.00	0.00	0.00
Capital gains from trust distributions	0.00	0.00	0.00	0.00	0.00
Capital Gains Before Losses applied	29,161.39	29,161.39	0.00	0.00	0.00
Losses and discount applied					
Losses applied	29,161.39	29,161.39	0.00	0.00	0.00
Losses applied - Collectables	0.00	0.00	0.00	0.00	0.00
Capital gains after losses applied	0.00	0.00	0.00	0.00	0.00
Capital gains after losses applied - Collectables	0.00	0.00	0.00	0.00	0.00
CGT Discount applied	0.00				
CGT Discount applied - Collectables	0.00				

Stevema Superannuation Fund

Capital Gains Reconciliation Report

For The Period 01 July 2020 - 30 June 2021

	Total	Discounted	Indexed	Other	Notional
Net Capital Gain					
Net capital gain	0.00				
Net capital gain - Collectables	0.00				
Total Net Capital Gain (11A)	0.00				
Net Capital Losses Carried Forward to later income					
Net Capital Losses Carried Forward to later income years	341,967.51				
Net Capital Losses Carried Forward to later income years - Collectables	0.00				
Total Net Capital Losses Carried Forward to later income years (14V)	341,967.51				

Note

Refer to Realised Gains Report for details of Disposals at a Security level

Refer to Distribution Reconciliation Report for Trust Distribution details at a Security level

Stevema Superannuation Fund

Realised Capital Gains Report

For The Period 01 July 2020 - 30 June 2021

Investment		Accounting Treatment				Tax Treatment						
Purchase Contract Date	Disposal Contract Date	Units	Cost	Proceeds	Accounting Profit/(Loss)	Adjusted Cost Base	Reduced Cost Base	Indexed Cost Base	Indexed Gains	Discounted Gains (Gross)	Other Gains	Capital Loss
Shares in Listed Companies (Australian)												
AQX.AX - Alice Queen Ltd - Ordinary Fully Paid (formerly Callabonna Uranium Ltd)												
24/11/2020	06/01/2021	300,000.00	9,026.95	8,973.05	(53.90)	9,026.95	9,026.95	0.00	0.00	0.00	0.00	(53.90)
		300,000.00	9,026.95	8,973.05	(53.90)	9,026.95	9,026.95	0.00	0.00	0.00	0.00	(53.90)
KRROB.AX - King River Resources Limited (Option Expiring 31-JUL-2020)												
19/07/2018	31/07/2020	3,334.00	0.00	0.00	0.00	0.00	0.00	0.00	0.00	0.00	0.00	0.00
		3,334.00	0.00	0.00	0.00	0.00	0.00	0.00	0.00	0.00	0.00	0.00
LOT.AX - Lotus Resources Limited												
06/04/2021	29/04/2021	314,503.00	40,932.37	39,330.55	(1,601.82)	40,932.37	40,932.37	0.00	0.00	0.00	0.00	(1,601.82)
07/04/2021	29/04/2021	76,145.00	9,909.73	9,522.40	(387.33)	9,909.73	9,909.73	0.00	0.00	0.00	0.00	(387.33)
		390,648.00	50,842.10	48,852.95	(1,989.15)	50,842.10	50,842.10	0.00	0.00	0.00	0.00	(1,989.15)
PENRC.AX - Peninsula Energy Limited - Rights												
01/07/2017	31/07/2020	1,390.00	0.00	0.00	0.00	0.00	0.00	0.00	0.00	0.00	0.00	0.00
		1,390.00	0.00	0.00	0.00	0.00	0.00	0.00	0.00	0.00	0.00	0.00
RIM.AX - Rimfire Pacific Mining NI												
01/11/2016	02/11/2020	9,000.00	761.45	98.88	(662.57)	761.45	761.45	0.00	0.00	0.00	0.00	(662.57)
02/11/2016	02/11/2020	1,338,000.00	29,789.73	14,699.97	(15,089.76)	29,789.73	29,789.73	0.00	0.00	0.00	0.00	(15,089.76)
19/12/2016	02/11/2020	653,000.00	13,950.21	7,174.20	(6,776.01)	13,950.21	13,950.21	0.00	0.00	0.00	0.00	(6,776.01)
		2,000,000.00	44,501.39	21,973.05	(22,528.34)	44,501.39	44,501.39	0.00	0.00	0.00	0.00	(22,528.34)
19/12/2016	19/02/2021	847,000.00	18,094.69	7,614.09	(10,480.60)	18,094.69	18,094.69	0.00	0.00	0.00	0.00	(10,480.60)
12/12/2016	19/02/2021	1,371,974.00	29,215.74	12,333.33	(16,882.41)	29,215.74	29,215.74	0.00	0.00	0.00	0.00	(16,882.41)
07/12/2016	19/02/2021	721,276.00	14,901.62	6,483.89	(8,417.73)	14,901.62	14,901.62	0.00	0.00	0.00	0.00	(8,417.73)

Stevema Superannuation Fund

Realised Capital Gains Report

For The Period 01 July 2020 - 30 June 2021

Investment		Accounting Treatment				Tax Treatment						
Purchase Contract Date	Disposal Contract Date	Units	Cost	Proceeds	Accounting Profit/(Loss)	Adjusted Cost Base	Reduced Cost Base	Indexed Cost Base	Indexed Gains	Discounted Gains (Gross)	Other Gains	Capital Loss
Shares in Listed Companies (Australian)												
19/12/2016	19/02/2021	259,750.00	5,266.22	2,335.02	(2,931.21)	5,266.22	5,266.22	0.00	0.00	0.00	0.00	(2,931.21)
		3,200,000.00	67,478.27	28,766.33	(38,711.95)	67,478.27	67,478.27	0.00	0.00	0.00	0.00	(38,711.95)
19/12/2016	19/02/2021	300,250.00	6,087.33	2,705.42	(3,381.91)	6,087.33	6,087.33	0.00	0.00	0.00	0.00	(3,381.91)
01/12/2016	19/02/2021	996,347.00	19,946.92	8,977.64	(10,969.28)	19,946.92	19,946.92	0.00	0.00	0.00	0.00	(10,969.28)
25/11/2016	19/02/2021	820,681.00	16,267.85	7,394.80	(8,873.05)	16,267.85	16,267.85	0.00	0.00	0.00	0.00	(8,873.05)
28/09/2016	19/02/2021	770,631.00	15,214.80	6,943.82	(8,270.98)	15,214.80	15,214.80	0.00	0.00	0.00	0.00	(8,270.98)
20/09/2016	19/02/2021	480,000.00	9,111.55	4,325.07	(4,786.48)	9,111.55	9,111.55	0.00	0.00	0.00	0.00	(4,786.48)
08/12/2016	19/02/2021	206,750.00	3,555.10	1,862.93	(1,692.17)	3,555.10	3,555.10	0.00	0.00	0.00	0.00	(1,692.17)
13/12/2016	19/02/2021	182,972.00	2,853.23	1,648.68	(1,204.55)	2,853.23	2,853.23	0.00	0.00	0.00	0.00	(1,204.55)
25/07/2018	19/02/2021	325,266.00	3,930.14	2,930.83	(999.31)	3,930.14	3,930.14	0.00	0.00	0.00	0.00	(999.31)
02/12/2020	19/02/2021	267,900.00	2,705.95	2,413.93	(292.02)	2,705.95	2,705.95	0.00	0.00	0.00	0.00	(292.02)
02/08/2018	19/02/2021	1,000,000.00	10,026.95	9,010.56	(1,016.39)	10,026.95	10,026.95	0.00	0.00	0.00	0.00	(1,016.39)
03/12/2020	19/02/2021	1,550,281.00	15,502.81	13,968.90	(1,533.91)	15,502.81	15,502.81	0.00	0.00	0.00	0.00	(1,533.91)
29/10/2018	19/02/2021	2,003,934.00	17,133.36	18,056.57	923.21	17,133.36	17,133.36	0.00	0.00	923.21	0.00	0.00
		8,905,012.00	122,335.99	80,239.15	(42,096.84)	122,335.99	122,335.99	0.00	0.00	923.21	0.00	(43,020.05)
29/10/2018	23/02/2021	589,090.00	5,036.64	5,295.59	258.95	5,036.64	5,036.64	0.00	0.00	258.95	0.00	0.00
20/09/2016	23/02/2021	89,200.00	701.40	801.86	100.46	701.40	701.40	0.00	0.00	100.46	0.00	0.00
24/07/2019	23/02/2021	2,321,710.00	6,965.13	20,870.86	13,905.73	6,965.13	6,965.13	0.00	0.00	13,905.73	0.00	0.00
		3,000,000.00	12,703.17	26,968.31	14,265.14	12,703.17	12,703.17	0.00	0.00	14,265.14	0.00	0.00
24/07/2019	08/03/2021	2,000,000.00	6,000.00	19,973.05	13,973.05	6,000.00	6,000.00	0.00	0.00	13,973.05	0.00	0.00
		2,000,000.00	6,000.00	19,973.05	13,973.05	6,000.00	6,000.00	0.00	0.00	13,973.05	0.00	0.00

Stevema Superannuation Fund
Realised Capital Gains Report

For The Period 01 July 2020 - 30 June 2021

Investment		Accounting Treatment				Tax Treatment						
Purchase Contract Date	Disposal Contract Date	Units	Cost	Proceeds	Accounting Profit/(Loss)	Adjusted Cost Base	Reduced Cost Base	Indexed Cost Base	Indexed Gains	Discounted Gains (Gross)	Other Gains	Capital Loss
Shares in Listed Companies (Australian)												
		19,800,384.00	312,887.87	235,745.89	(77,141.99)	312,887.87	312,887.87	0.00	0.00	29,161.40	0.00	(106,303.39)
		19,800,384.00	312,887.87	235,745.89	(77,141.99)	312,887.87	312,887.87	0.00	0.00	29,161.40	0.00	(106,303.39)

24800 - Changes in Market Values of Other Assets

2021 Financial Year

Preparer Steven Lee

Reviewer Sandra Lee

Status Completed

Account Code	Description	CY Balance	LY Balance	Change
24800	Changes in Market Values of Other Assets		\$379,525.04	100%
TOTAL		CY Balance	LY Balance	
			\$379,525.04	

Supporting Documents

- General Ledger [Report](#)

Standard Checklist

- Attach all supporting Documentation
- Has the Fund received any non-arm's length income? If so, it may be taxed at 47%

Stevema Superannuation Fund

General Ledger

As at 30 June 2021

Transaction Date	Description	Units	Debit	Credit	Balance \$
					0.00 DR

Total Debits: 0.00

Total Credits: 0.00

25000 - Interest Received

2021 Financial Year

Preparer Steven Lee

Reviewer Sandra Lee

Status Completed

Account Code	Description	CY Balance	LY Balance	Change
WBC204601	Westpac Business One Flexi 204 601	(\$0.55)	(\$2.53)	(78.26)%
WBC347629	Westpac DIY Super Savings Account 347 629		(\$0.50)	100%
TOTAL		CY Balance	LY Balance	
		(\$0.55)	(\$3.03)	

Supporting Documents

- Interest Reconciliation Report [Report](#)

Standard Checklist

- Attach Interest Reconciliation Report
- Ensure all interest has been recorded from Bank Statements
- Review Statements to ensure all TFN withheld has been input

Stevema Superannuation Fund
Interest Reconciliation Report

For The Period 01 July 2020 - 30 June 2021

Date	Payment Amount	Gross Interest	TFN Withheld	Foreign Income	Foreign Credits
Bank Accounts					
WBC204601 Westpac Business One Flexi 204 601					
31/07/2020	0.31	0.31			
31/08/2020	0.04	0.04			
30/09/2020	0.04	0.04			
30/10/2020	0.05	0.05			
30/11/2020	0.11	0.11			
	0.55	0.55			
	0.55	0.55			
TOTAL	0.55	0.55			

Tax Return Reconciliation

	Totals	Tax Return Label
Gross Interest	0.55	11C

28000 - Property Income

2021 Financial Year

Preparer Steven Lee

Reviewer Sandra Lee

Status Completed

Account Code	Description	CY Balance	LY Balance	Change
127ol	127 Old Pitt Town Road, Box Hill NSW, Australia	(\$30,318.00)	(\$39,568.55)	(23.38)%
TOTAL		CY Balance	LY Balance	
		(\$30,318.00)	(\$39,568.55)	

Supporting Documents

- General Ledger [Report](#)
- 127 FY21 IncomeExpenditure_OPTR 688_20200701_20210630.pdf

Standard Checklist

- Attach all source documentation e.g. Rental Statements, Lease Statements
- Attach Rental Property Statement Report

Stevema Superannuation Fund

General Ledger

As at 30 June 2021

Transaction Date	Description	Units	Debit	Credit	Balance \$
Property Income (28000)					
<u>127 Old Pitt Town Road, Box Hill NSW, Australia (127ol)</u>					
15/07/2020	RENT PAYMENT Century 21 The H BHSF Pty Ltd INTER-BANK CREDIT			1,793.85	1,793.85 CR
31/07/2020	RENT PAYMENT Century 21 The H BHSF Pty Ltd INTER-BANK CREDIT			1,370.84	3,164.69 CR
17/08/2020	RENT PAYMENT Century 21 The H BHSF Pty Ltd INTER-BANK CREDIT			1,718.85	4,883.54 CR
31/08/2020	RENT PAYMENT Century 21 The H BHSF Pty Ltd INTER-BANK CREDIT			1,293.85	6,177.39 CR
15/09/2020	RENT PAYMENT Century 21 The H BHSF Pty Ltd INTER-BANK CREDIT			2,691.60	8,868.99 CR
30/09/2020	RENT PAYMENT Century 21 The H BHSF Pty Ltd INTER-BANK CREDIT			1,793.85	10,662.84 CR
15/10/2020	RENT PAYMENT Century 21 The H BHSF Pty Ltd INTER-BANK CREDIT			858.85	11,521.69 CR
30/10/2020	RENT PAYMENT Century 21 The H BHSF Pty Ltd INTER-BANK CREDIT			1,793.85	13,315.54 CR
30/11/2020	RENT PAYMENT Century 21 The H BHSF Pty Ltd INTER-BANK CREDIT			1,265.33	14,580.87 CR
15/12/2020	RENT PAYMENT Century 21 The H BHSF Pty Ltd INTER-BANK CREDIT			2,691.60	17,272.47 CR
31/12/2020	RENT PAYMENT Century 21 The H BHSF Pty Ltd INTER-BANK CREDIT			1,793.85	19,066.32 CR
15/01/2021	INTERNET MULTI TFR RENT PAYMENT Century 21 The H 364049			1,793.85	20,860.17 CR
29/01/2021	INTERNET MULTI TFR RENT PAYMENT Century 21 The H 364049			1,793.85	22,654.02 CR
15/02/2021	INTERNET MULTI TFR RENT PAYMENT Century 21 The H 364049			1,793.85	24,447.87 CR
30/06/2021	Property expenses as per the summary report			5,870.13	30,318.00 CR
				30,318.00	30,318.00 CR

Total Debits: 0.00

Total Credits: 30,318.00

Income & Expenditure Summary

BHSF PTY LTD
168 Euston Road
Alexandria NSW 2015

Date 1/07/2020 to 30/06/2021

From Statement: **4 (30/06/2020)**
To Statement: **19 (30/04/2021)**

BHSF Pty Ltd (ID: 688)

	Debit	Credit	Total
Opening Balance			\$0.00
Owner Contributions			\$418.00

Residential Properties

127 Old Pitt Town Road, Box Hill, NSW 2765

Property Income

Residential Rent	\$0.00	\$29,900.00	\$29,900.00
	\$0.00	\$29,900.00	\$29,900.00
			<i>(GST Total: \$0.00)</i>

Property Expenses

Budgeted Outgoings	\$380.00	\$0.00	\$380.00
+ GST	\$38.00	\$0.00	\$38.00
Fire Protection	\$68.18	\$0.00	\$68.18
+ GST	\$6.82	\$0.00	\$6.82
General Repairs and Maintenance	\$454.55	\$0.00	\$454.55
+ GST	\$45.45	\$0.00	\$45.45
Plumbing	\$2,916.25	\$0.00	\$2,916.25
+ GST	\$291.63	\$0.00	\$291.63
Residential Management Fee	\$1,495.00	\$0.00	\$1,495.00
+ GST	\$149.50	\$0.00	\$149.50
	\$5,845.38	\$0.00	\$5,845.38
			<i>(GST Total: \$531.40)</i>

PROPERTY BALANCE: \$24,054.62

(GST Balance: -\$531.40)

Ownership Expenses & Payments

Owner Expenses

Report shows all transactions reported on statements created within reporting period.

Income & Expenditure Summary

Administration Fee	\$22.50	\$0.00	\$22.50
+ GST	\$2.25	\$0.00	\$2.25
	\$24.75	\$0.00	\$24.75
			<i>(GST Total: \$2.25)</i>

Owner Payments

BHSF Pty Ltd			\$24,447.87
			\$24,447.87

CLOSING BALANCE: \$0.00

Report shows all transactions reported on statements created within reporting period.

28500 - Transfers In

2021 Financial Year

Preparer Steven Lee

Reviewer Sandra Lee

Status Completed

Account Code	Description	CY Balance	LY Balance	Change
MAHYEO00030A	(Transfers In) Ma, Hyeok Helen - Accumulation (Accumulation)	(\$400,014.02)		100%
MASEUN00002A	(Transfers In) Ma, Seungjin Steve - Accumulation (Accumulation)		(\$165,028.56)	100%
TOTAL		CY Balance	LY Balance	
		(\$400,014.02)	(\$165,028.56)	

Supporting Documents

- General Ledger [Report](#)
- RBS_Helen.pdf [MAHYEO00030A](#)

Standard Checklist

- Attached copies of all Transfer Statements and Rollover Benefits Statements

Stevema Superannuation Fund

General Ledger

As at 30 June 2021

Transaction Date	Description	Units	Debit	Credit	Balance \$
Transfers In (28500)					
(Transfers In) Ma, Hyeok Helen - Accumulation (MAHYEO00030A)					
27/04/2021	DEPOSIT ONLINE 2235877 TFR Westpac Cas RollWbSthIn2WbSmSf			100,007.01	100,007.01 CR
14/05/2021	DEPOSIT ONLINE 2216898 TFR Westpac Cas RollOvSthm2SmSuper			300,007.01	400,014.02 CR
				400,014.02	400,014.02 CR

Total Debits: 0.00

Total Credits: 400,014.02

Rollover benefits statement

When to use this statement

- ❗ Use this form for all rollover benefits transactions other than death benefit rollovers.

If you need to rollover a death benefit, use NAT 74924-06.2017.

If you need to correct an error for a payment made before 1 July 2013, use NAT 70944-05.2007.

Complete this form (or a similar form you create that collects the same information) if you are a trustee of a superannuation fund or provider of a retirement savings account (RSA) and any of the following apply:

- you are paying a rollover superannuation benefit other than a death benefit rollover to another fund or RSA, and you are not already providing all of this information electronically under the rollover data standards
- you have paid a rollover superannuation benefit to another fund or RSA and are providing a statement about the rollover to your member
- you are the trustee of a non-complying fund and are paying member benefits to another superannuation fund or RSA (complete section **D** instead of section **C**).

- ❗ You must provide your member with a member statement using this form (or a similar form you create that includes the same information) for all rollovers, including if you applied the data standards and you didn't use this form for the fund-to-fund transaction.

Completing this statement

- Print clearly in BLOCK LETTERS using a black pen only.
- Place **X** in ALL applicable boxes.
- Use a separate form for each rollover payment you are making.

- ❗ Read the instructions carefully. Penalties may apply if you make a false or misleading statement on this form without taking reasonable care.

Section A: Receiving fund

1 **Australian business number (ABN)**

2 **Fund name**

3 **Postal address**

Suburb/town/locality

State/territory

Postcode

Country if other than Australia

4 (a) **Unique superannuation identifier (USI)**

(b) **Member client identifier**

Section B: Member's details

5 Tax file number (TFN)

6 Full name

Title:

Family name

First given name

Other given names

7 Residential address

Suburb/town/locality

State/territory

Postcode

Country if other than Australia

8 Date of birth

9 Sex

10 Daytime phone number (include area code)

11 Email address (if applicable)

Section C: Rollover transaction details

! Include dollars and cents. The totals at item 13 and 14 must both equal the amount of the rollover payment.

12 Service period start date

13 Tax components

Tax-free component \$

KiwiSaver tax-free component \$

Taxable component:

Element taxed in the fund \$

Element untaxed in the fund \$

Tax components TOTAL \$

! Make sure you apply the proportioning rule to the tax components if you are not rolling over the member's full interest in your superannuation fund.

14 Preservation amounts

Preserved amount \$ 300007.01
KiwiSaver preserved amount \$
Restricted non-preserved amount \$
Unrestricted non-preserved amount \$

Preservation amounts TOTAL \$ 300007.01

❗ If the rollover payment contains a **KiwiSaver preserved amount**, you can't make the rollover payment to a self-managed superannuation fund (SMSF) under the preservation rules.

Section D: Non-complying funds

❗ Only complete this section if you are a trustee of a non-complying fund.

15 Contributions made to a non-complying fund on or after 10 May 2006

\$

Section E: Transferring fund

16 Fund ABN 72637326195

17 Fund name

STHM SUPERANNUATION FUND

18 Contact name

Title:

Family name MA

First given name HYEOK HELEN

Other given names

19 Daytime phone number (include area code)

1300736453

20 Email address (if applicable)

Section F: Declaration

Complete the declaration that applies to you. Print your full name then sign and date declaration.

- ⚠ Before you sign the declaration, check that you have provided true and correct information. Penalties may be imposed for giving false or misleading information.

Trustee, director or authorised officer declaration

Complete this declaration if you are the trustee, director or authorised officer of the superannuation fund or other provider shown in section E.

I declare that the information contained in the statement is true and correct.

Name (BLOCK LETTERS)

Trustee, director or authorised officer signature

Date

OR

Authorised representative declaration

Complete this declaration if you are an authorised representative of the superannuation fund or other provider shown in section E.

I declare that:

- *I have prepared the statement with the information supplied by the superannuation provider*
- *I have received a declaration made by the superannuation provider that the information provided to me for the preparation of this statement is true and correct*
- *I am authorised by the superannuation provider to give the information in the statement to the ATO.*

Name (BLOCK LETTERS)

Authorised representative signature

Date

Tax agent number (if you are a registered tax agent)

Where to send this form

- ⚠ Do not send this form to the ATO.

If the rollover data standards do not apply to the transaction, you must do all of the following:

- send the form to the receiving fund in section **A** within seven days of paying the rollover
- provide a copy to the member in section **B** within 30 days of paying the rollover
- keep a copy in your records for five years.

If the rollover data standards do apply to the transaction, you must do all of the following:

- comply with the data standard requirements for the fund-to-fund interaction (do not send this form to the receiving fund in section **A**)
- use this form only to provide a statement to the member in section **B** within 30 days of paying the rollover
- keep a copy of the member statement in your records for five years.

Rollover benefits statement

When to use this statement

- ❗ Use this form for all rollover benefits transactions other than death benefit rollovers.

If you need to rollover a death benefit, use NAT 74924-06.2017.

If you need to correct an error for a payment made before 1 July 2013, use NAT 70944-05.2007.

Complete this form (or a similar form you create that collects the same information) if you are a trustee of a superannuation fund or provider of a retirement savings account (RSA) and any of the following apply:

- you are paying a rollover superannuation benefit other than a death benefit rollover to another fund or RSA, and you are not already providing all of this information electronically under the rollover data standards
- you have paid a rollover superannuation benefit to another fund or RSA and are providing a statement about the rollover to your member
- you are the trustee of a non-complying fund and are paying member benefits to another superannuation fund or RSA (complete section **D** instead of section **C**).

- ❗ You must provide your member with a member statement using this form (or a similar form you create that includes the same information) for all rollovers, including if you applied the data standards and you didn't use this form for the fund-to-fund transaction.

Completing this statement

- Print clearly in BLOCK LETTERS using a black pen only.
- Place **X** in ALL applicable boxes.
- Use a separate form for each rollover payment you are making.

- ❗ Read the instructions carefully. Penalties may apply if you make a false or misleading statement on this form without taking reasonable care.

Section A: Receiving fund

1 **Australian business number (ABN)**

2 **Fund name**

3 **Postal address**

Suburb/town/locality

State/territory

Postcode

Country if other than Australia

4 (a) **Unique superannuation identifier (USI)**

(b) **Member client identifier**

Section B: Member's details

5 Tax file number (TFN)

6 Full name

Title:

Family name

First given name

Other given names

7 Residential address

Suburb/town/locality

State/territory

Postcode

Country if other than Australia

8 Date of birth

9 Sex

10 Daytime phone number (include area code)

11 Email address (if applicable)

Section C: Rollover transaction details

! Include dollars and cents. The totals at item 13 and 14 must both equal the amount of the rollover payment.

12 Service period start date

13 Tax components

Tax-free component \$

KiwiSaver tax-free component \$

Taxable component:

Element taxed in the fund \$

Element untaxed in the fund \$

Tax components TOTAL \$

! Make sure you apply the proportioning rule to the tax components if you are not rolling over the member's full interest in your superannuation fund.

14 Preservation amounts

Preserved amount \$ 100007.01
KiwiSaver preserved amount \$
Restricted non-preserved amount \$
Unrestricted non-preserved amount \$

Preservation amounts TOTAL \$ 100007.01

❗ If the rollover payment contains a **KiwiSaver preserved amount**, you can't make the rollover payment to a self-managed superannuation fund (SMSF) under the preservation rules.

Section D: Non-complying funds

❗ Only complete this section if you are a trustee of a non-complying fund.

15 Contributions made to a non-complying fund on or after 10 May 2006

\$

Section E: Transferring fund

16 Fund ABN

17 Fund name

18 Contact name

Title:

Family name

First given name

Other given names

19 Daytime phone number (include area code)

20 Email address (if applicable)

Section F: Declaration

Complete the declaration that applies to you. Print your full name then sign and date declaration.

- ⚠ Before you sign the declaration, check that you have provided true and correct information. Penalties may be imposed for giving false or misleading information.

Trustee, director or authorised officer declaration

Complete this declaration if you are the trustee, director or authorised officer of the superannuation fund or other provider shown in section E.

I declare that the information contained in the statement is true and correct.

Name (BLOCK LETTERS)

Trustee, director or authorised officer signature

Date

OR

Authorised representative declaration

Complete this declaration if you are an authorised representative of the superannuation fund or other provider shown in section E.

I declare that:

- *I have prepared the statement with the information supplied by the superannuation provider*
- *I have received a declaration made by the superannuation provider that the information provided to me for the preparation of this statement is true and correct*
- *I am authorised by the superannuation provider to give the information in the statement to the ATO.*

Name (BLOCK LETTERS)

Authorised representative signature

Date

Tax agent number (if you are a registered tax agent)

Where to send this form

- ⚠ Do not send this form to the ATO.

If the rollover data standards do not apply to the transaction, you must do all of the following:

- send the form to the receiving fund in section **A** within seven days of paying the rollover
- provide a copy to the member in section **B** within 30 days of paying the rollover
- keep a copy in your records for five years.

If the rollover data standards do apply to the transaction, you must do all of the following:

- comply with the data standard requirements for the fund-to-fund interaction (do not send this form to the receiving fund in section **A**)
- use this form only to provide a statement to the member in section **B** within 30 days of paying the rollover
- keep a copy of the member statement in your records for five years.

30100 - Accountancy Fees

2021 Financial Year

Preparer Steven Lee

Reviewer Sandra Lee

Status Completed

Account Code	Description	CY Balance	LY Balance	Change
30100	Accountancy Fees	\$5,050.00	\$4,400.00	14.77%
TOTAL		CY Balance	LY Balance	
		\$5,050.00	\$4,400.00	

Supporting Documents

- General Ledger [Report](#)
- Tax Invoice to Stevama Super.pdf

Standard Checklist

- Attach all source documentation
- Ensure all Transactions have been entered

Stevema Superannuation Fund

General Ledger

As at 30 June 2021

Transaction Date	Description	Units	Debit	Credit	Balance \$
Accountancy Fees (30100)					
<u>Accountancy Fees (30100)</u>					
30/07/2020	R and M advisor Pty Ltd		5,050.00		5,050.00 DR
			5,050.00		5,050.00 DR
Total Debits:	5,050.00				
Total Credits:	0.00				

TAX INVOICE

Stevema Superannuation Fund

Invoice Date
29 Jul 2020

Invoice Number
INV-0048

ABN
39 607 960 485

R AND M ADVISOR PTY.
LTD
Suite2.9 56 Delhi Road
NORTH RYDE NSW 2113

Description	Quantity	Unit Price	GST	Amount AUD
2019 Annual Administration - First Year	1.00	1,670.91	10%	1,670.91
2020 Annual Administration - Base Fee	1.00	1,636.36	10%	1,636.36
Corporate Registry Maintenance	1.00	136.36	10%	136.36
Document handling fee	1.00	1,556.36	10%	1,556.36
			Subtotal	4,999.99
			TOTAL GST 10%	500.01
			TOTAL AUD	5,500.00

Due Date: 17 Aug 2020

PAYMENT ADVICE

To: R AND M ADVISOR PTY. LTD
Suite2.9 56 Delhi Road
NORTH RYDE NSW 2113

Customer Stevema Superannuation Fund
Invoice Number INV-0048
Amount Due **5,500.00**
Due Date 17 Aug 2020
Amount Enclosed _____

Enter the amount you are paying above

30400 - ATO Supervisory Levy

2021 Financial Year

Preparer Steven Lee

Reviewer Sandra Lee

Status Completed

Account Code	Description	CY Balance	LY Balance	Change
30400	ATO Supervisory Levy	\$518.00	\$259.00	100%
TOTAL		CY Balance	LY Balance	
		\$518.00	\$259.00	

Supporting Documents

○ General Ledger [Report](#)

Standard Checklist

- Attach all source documentation
- Ensure all Transactions have been entered

Stevema Superannuation Fund

General Ledger

As at 30 June 2021

Transaction Date	Description	Units	Debit	Credit	Balance \$
ATO Supervisory Levy (30400)					
<u>ATO Supervisory Levy (30400)</u>					
14/08/2020	Tax Office		259.00		259.00 DR
03/05/2021	Remitter=ATO Ref=ATO004000014364014		259.00		518.00 DR
			518.00		518.00 DR

Total Debits: 518.00

Total Credits: 0.00

30700 - Auditor's Remuneration

2021 Financial Year

Preparer Steven Lee

Reviewer Sandra Lee

Status Completed

Account Code	Description	CY Balance	LY Balance	Change
30700	Auditor's Remuneration	\$450.00	\$550.00	(18.18)%
TOTAL		CY Balance	LY Balance	
		\$450.00	\$550.00	

Supporting Documents

- General Ledger [Report](#)

Standard Checklist

- Attach all source documentation
- Ensure all Transactions have been entered

Stevema Superannuation Fund

General Ledger

As at 30 June 2021

Transaction Date	Description	Units	Debit	Credit	Balance \$
Auditor's Remuneration (30700)					
Auditor's Remuneration (30700)					
30/07/2020	R and M advisor Pty Ltd		450.00		450.00 DR
			450.00		450.00 DR
Total Debits:	450.00				
Total Credits:	0.00				

30800 - ASIC Fees

2021 Financial Year

Preparer Steven Lee

Reviewer Sandra Lee

Status Completed

Account Code	Description	CY Balance	LY Balance	Change
30800	ASIC Fees	\$334.00	\$475.00	(29.68)%
TOTAL		CY Balance	LY Balance	
		\$334.00	\$475.00	

Supporting Documents

○ General Ledger [Report](#)

Standard Checklist

- Attach all source documentation
- Ensure all Transactions have been entered

Stevema Superannuation Fund

General Ledger

As at 30 June 2021

Transaction Date	Description	Units	Debit	Credit	Balance \$
ASIC Fees (30800)					
ASIC Fees (30800)					
30/07/2020	ASIC		54.00		54.00 DR
17/05/2021	INTERNET BILL PAYMNT INTERNET BPAY PMT 000182169718 ASIC		280.00		334.00 DR
			334.00		334.00 DR

Total Debits: 334.00

Total Credits: 0.00

31500 - Bank Charges

2021 Financial Year

Preparer Steven Lee

Reviewer Sandra Lee

Status Completed

Account Code	Description	CY Balance	LY Balance	Change
31500	Bank Charges	\$963.90	\$639.00	50.85%
TOTAL		CY Balance	LY Balance	
		\$963.90	\$639.00	

Supporting Documents

○ General Ledger [Report](#)

Standard Checklist

- Attach all source documentation
- Ensure all Transactions have been entered

Stevema Superannuation Fund

General Ledger

As at 30 June 2021

Transaction Date	Description	Units	Debit	Credit	Balance \$
Bank Charges (31500)					
<u>Bank Charges (31500)</u>					
01/07/2020	Transaction Fee		5.50		5.50 DR
31/07/2020	ACCOUNT FEES A.K.F. BHSF FEES		20.00		25.50 DR
03/08/2020	Transaction Fee		3.50		29.00 DR
31/08/2020	ACCOUNT FEES A.K.F. BHSF FEES		20.00		49.00 DR
01/09/2020	Transaction Fee		1.00		50.00 DR
01/10/2020	Transaction Fee		4.50		54.50 DR
02/11/2020	Transaction Fee		0.50		55.00 DR
01/12/2020	TRANSACTION FEE		1.50		56.50 DR
21/12/2020	ANNUAL PACKAGE FEE FEES		395.00		451.50 DR
04/01/2021	TRANSACTION FEE		1.00		452.50 DR
01/02/2021	TRANSACTION FEE		1.00		453.50 DR
01/03/2021	TRANSACTION FEE		6.50		460.00 DR
01/04/2021	TRANSACTION FEE		1.00		461.00 DR
03/05/2021	TRANSACTION FEE		3.50		464.50 DR
01/06/2021	TRANSACTION FEE		3.00		467.50 DR
10/06/2021	PREPARE DISCHARGE FE		350.00		817.50 DR
10/06/2021	DISCHARGE MTGE FEE		146.40		963.90 DR
			963.90		963.90 DR

Total Debits: 963.90

Total Credits: 0.00

41600 - Pensions Paid

2021 Financial Year

Preparer Steven Lee

Reviewer Sandra Lee

Status Completed

Account Code	Description	CY Balance	LY Balance	Change
MASEUN00009P	(Pensions Paid) Ma, Seungjin Steve - Pension (Account Based Pension)	\$36,980.00		100%
TOTAL		CY Balance	LY Balance	
		\$36,980.00		

Supporting Documents

- Pension Summary Report [Report](#)
- Pension_Calc.pdf

Standard Checklist

- Attach copy of Pension Summary Report
- Ensure Member(s) have been advised of pension for coming year
- Ensure Minimum Pension has been paid for each account

Stevema Superannuation Fund

Pension Summary

As at 30 June 2021

Member Name : Ma, Seungjin Steve

Member Age : 65* (Date of Birth : Provided)

Member Code	Pension Type	Pension Start Date	Tax Free	Min / PF	Minimum	Maximum	Gross Pension Payments	PAYG	Net Pension Payment	Amount to reach Minimum
MASEUN 00009P	Account Based Pension	01/07/2020	16.29%	2.50%	\$36,980.00*	N/A	\$36,980.00	\$0.00	\$36,980.00	\$0.00

*COVID-19 50% reduction has been applied to the minimum pension amount.

					\$36,980.00	\$0.00	\$36,980.00	\$0.00	\$36,980.00	\$0.00
--	--	--	--	--	--------------------	---------------	--------------------	---------------	--------------------	---------------

Total :

					\$36,980.00	\$0.00	\$36,980.00	\$0.00	\$36,980.00	\$0.00
--	--	--	--	--	--------------------	---------------	--------------------	---------------	--------------------	---------------

*Age as at 01/07/2020 or pension start date for new pensions.



SuperHelp Australia Pty Ltd

ABN 60 061 126 663

P O Box 454

Burwood, NSW 1805

Phone: 1 300 736 453

Fax: (02) 8456 5904

Website: www.superhelp.com.au

Date: 06 June 2022

Dear Sir/Madam,

**Re: Pension Requirements for Pension Member(s) for
Stevema Superannuation Fund**

Please find attached your pension requirement(s) for the 2021-2022 financial year.

Please ensure that the pension for the 2021-2022 income year fits within these Minimum and Maximum levels. Please note that any pensions that would have been commenced during the 2021-2022 income year are not included in the calculations.

Sincerely Yours,

Superhelp Australia Pty Ltd

Stevema Superannuation Fund
Yearly Projected Pension Calculation Report

As at 01 July 2021

Member Name	Member Code	Pension Type	Pension Start/ Conversion Date	Age (as at 01/07/2021)	Opening Balance	Minimum Amount *	Maximum Amount	Tax Free %	Min Tax Free Payments	Min Taxable Payments
Ma, Seungjin Steve	MASEUN00009P	Account Based Pension	01/07/2020	66	733,907.64	18,350.00	N/A	16.29	2,989.22	15,360.78
					733,907.64	18,350.00			2,989.22	15,360.78
					733,907.64	18,350.00			2,989.22	15,360.78

* COVID-19 50% reduction has been applied to the minimum pension amount

41930 - Property Expenses - Agents Management Fees

2021 Financial Year

Preparer Steven Lee

Reviewer Sandra Lee

Status Completed

Account Code	Description	CY Balance	LY Balance	Change
127ol	127 Old Pitt Town Road, Box Hill NSW, Australia	\$1,669.25		100%
TOTAL		CY Balance	LY Balance	
		\$1,669.25		

Supporting Documents

○ General Ledger [Report](#)

Standard Checklist

- Attach Agent statements (either monthly or annual)
- Attach any other statements, notices or invoices

Stevema Superannuation Fund

General Ledger

As at 30 June 2021

Transaction Date	Description	Units	Debit	Credit	Balance \$
Property Expenses - Agents Management Fees (41930)					
<u>127 Old Pitt Town Road, Box Hill NSW, Australia (127ol)</u>					
30/06/2021	Property expenses as per the summary report		1,644.50		1,644.50 DR
30/06/2021	Property expenses as per the summary report		24.75		1,669.25 DR
			1,669.25		1,669.25 DR

Total Debits: 1,669.25

Total Credits: 0.00

41960 - Property Expenses - Council Rates

2021 Financial Year

Preparer Steven Lee

Reviewer Sandra Lee

Status Completed

Account Code	Description	CY Balance	LY Balance	Change
127ol	127 Old Pitt Town Road, Box Hill NSW, Australia	\$5,050.33	\$5,277.06	(4.3)%
TOTAL		CY Balance	LY Balance	
		\$5,050.33	\$5,277.06	

Supporting Documents

- General Ledger [Report](#)
- 127 BHSF council rate 2020.pdf

Standard Checklist

- Attach Agent statements (either monthly or annual)
- Attach any other statements, notices or invoices

Stevema Superannuation Fund

General Ledger

As at 30 June 2021

Transaction Date	Description	Units	Debit	Credit	Balance \$
Property Expenses - Council Rates (41960)					
<u>127 Old Pitt Town Road, Box Hill NSW, Australia (127ol)</u>					
01/10/2020	INTERNET BPAY PMT 000168204142 The Hills Shre Cncl TRANSFER DEBIT		1,264.33		1,264.33 DR
23/11/2020	INTERNET BPAY PMT 000171334535 The Hills Shre Cncl TRANSFER DEBIT		1,262.00		2,526.33 DR
22/02/2021	INTERNET BILL PAYMNT INTERNET BPAY PMT 000176745389 The Hills Shre Cncl		1,262.00		3,788.33 DR
27/04/2021	WITHDRAWAL ONLINE 3635343 BPAY The Hills The Hills Shre 127		1,262.00		5,050.33 DR
			5,050.33		5,050.33 DR

Total Debits: 5,050.33

Total Credits: 0.00



3rd INSTALMENT NOTICE
1 JULY 2019 TO 30 JUNE 2020



BHSF Pty Ltd
168-174 Euston Rd
ALEXANDRIA NSW 2015



011
1031819
R4_5757

Assessment Number	0659094
Due Date	28 Feb 2020
Posting Date	23 Jan 2020
Rate Category	Residential
Interest Rate	7.5%

For emailed notices:
thehills.enotices.com.au
eNotices Reference No: 9593D6A99M

PROPERTY LOCATION AND DESCRIPTION

127 Old Pitt Town Road, BOX HILL NSW 2765
Lot 70 DP 1034652

Previous Instalments	\$27.15
Current Instalment	\$1,059.00

PAID

26/02/20

BHSF
NAB

Daily interest is charged on arrears at 7.5% per annum

**TOTAL
AMOUNT DUE**

Please deduct any payments made since 19 January 2020

\$1,086.15

PAYMENT METHODS



Direct Debit - Visit www.thehills.nsw.gov.au



Online - Visit www.thehills.nsw.gov.au > Make a Payment



By Phone - 1300 720 992. Assessment No: 0659094



Bill Code: 4374
Reference: 0659094

BPAY® this payment via Internet or phone banking.
BPAY View® - View and pay this bill using internet banking.
BPAY View Registration No.: 0659094



Post Billpay
Billpay Code: 0289
Reference: 0659 094

Pay in-store at Australia Post,
online at auspost.com.au/postbillpay,
by phone 13 18 16 or via AusPost app

POST billpay



*289 0659094

Assessment Number	0659094
Name	BHSF Pty Ltd
Address	127 Old Pitt Town Road BOX HILL NSW 2765
Due Date	28 Feb 2020
Amount Due	\$1,086.15
OR Amount Paid	

N/G Z



RATES & CHARGES NOTICE
1 JULY 2019 TO 30 JUNE 2020



BHSF Pty Ltd
168-174 Euston Rd
ALEXANDRIA NSW 2015



010
I040738
R5_4719

Assessment Number	0659094
Due Date	31-Aug-2019
Posting Date	12-Jul-2019
Rateable Value	3,540,000
Valuation Base Date	01 July 2016
Rate Category	Residential
Interest Rate	7.5%

For emailed notices:
thehills.enotices.com.au
eNotices Reference No: C18DE3721Z

PROPERTY LOCATION AND DESCRIPTION

127 Old Pitt Town Road, BOX HILL NSW 2765
Lot 70 DP 1034652

BHSF

PARTICULARS OF RATES AND CHARGES	RATE IN \$ / UNIT CHARGE	RATEABLE VALUE / UNITS	AMOUNT
Residential AdValorem	0.00081399	3,540,000	2,881.52
Residential Base Amt			507.66
Domestic Waste Management Charge	375	1	375.00
Domestic Waste Management Charge	475	1	475.00
Arrears			1,037.73

PAID 1st instal
06 SEP 2019
BY: NAD

PLEASE DEDUCT ANY PAYMENTS
MADE SINCE 07-JUL-2019

1st INSTALMENT	2nd INSTALMENT	3rd INSTALMENT	4th INSTALMENT	TOTAL AMOUNT DUE
Due Date	Due Date	Due Date	Due Date	
31-Aug-2019	30-Nov-2019	28-Feb-2020	31-May-2020	\$5,276.91
\$2,099.91	\$1,059.00	\$1,059.00	\$1,059.00	

PAYMENT METHODS

- Direct Debit** - Visit www.thehills.nsw.gov.au
- Online** - Visit www.thehills.nsw.gov.au > Make a Payment
- By Phone** - 1300 720 992. **Assessment No: 0659094**

B **PAY** Biller Code: 4374 Reference: 0659094
BPAY® this payment via Internet or phone banking.
BPAY View® - View and pay this bill using internet banking.
BPAY View Registration No.: 0659094

P **Post Billpay** Billpay Code: 0289 Reference: 0659 094
Pay in-store at Australia Post, online at auspost.com.au/postbillpay, by phone 13 18 16 or via AusPost app



*289 0659094

Assessment Number	0659094
Name	BHSF Pty Ltd
Address	127 Old Pitt Town Road BOX HILL NSW 2765
Due Date	31-Aug-2019
Current Instalment Due	\$2,099.91
OR Amount Paid	N/G Z

42010 - Property Expenses - Interest on Loans

2021 Financial Year

Preparer Steven Lee

Reviewer Sandra Lee

Status Completed

Account Code	Description	CY Balance	LY Balance	Change
127ol	127 Old Pitt Town Road, Box Hill NSW, Australia	\$33,287.19	\$42,941.70	(22.48)%
TOTAL		CY Balance	LY Balance	
		\$33,287.19	\$42,941.70	

Supporting Documents

- General Ledger [Report](#)

Standard Checklist

- Attach Agent statements (either monthly or annual)
- Attach any other statements, notices or invoices

Stevema Superannuation Fund

General Ledger

As at 30 June 2021

Transaction Date	Description	Units	Debit	Credit	Balance \$
Property Expenses - Interest on Loans (42010)					
<u>127 Old Pitt Town Road, Box Hill NSW, Australia (127ol)</u>					
31/07/2020	INTEREST CHARGED INTEREST CHARGED		3,469.10		3,469.10 DR
31/08/2020	INTEREST CHARGED INTEREST CHARGED		3,237.63		6,706.73 DR
30/09/2020	INTEREST CHARGED INTEREST CHARGED		2,881.00		9,587.73 DR
30/10/2020	INTEREST CHARGED INTEREST CHARGED		2,892.55		12,480.28 DR
30/11/2020	INTEREST CHARGED INTEREST CHARGED		3,016.50		15,496.78 DR
31/12/2020	INTEREST CHARGED INTEREST CHARGED		2,834.80		18,331.58 DR
29/01/2021	Debit Interest		2,282.97		20,614.55 DR
26/02/2021	Debit Interest		2,209.49		22,824.04 DR
31/03/2021	Debit Interest		2,610.01		25,434.05 DR
30/04/2021	Debit Interest		2,379.15		27,813.20 DR
31/05/2021	Debit Interest		2,761.88		30,575.08 DR
30/06/2021	Debit Interest		2,712.11		33,287.19 DR
			33,287.19		33,287.19 DR

Total Debits: 33,287.19

Total Credits: 0.00

42060 - Property Expenses - Repairs Maintenance

2021 Financial Year

Preparer Steven Lee

Reviewer Sandra Lee

Status Completed

Account Code	Description	CY Balance	LY Balance	Change
127ol	127 Old Pitt Town Road, Box Hill NSW, Australia	\$4,062.88	\$2,995.00	35.66%
TOTAL		CY Balance	LY Balance	
		\$4,062.88	\$2,995.00	

Supporting Documents

○ General Ledger [Report](#)

Standard Checklist

- Attach Agent statements (either monthly or annual)
- Attach any other statements, notices or invoices

Stevema Superannuation Fund

General Ledger

As at 30 June 2021

Transaction Date	Description	Units	Debit	Credit	Balance \$
Property Expenses - Repairs Maintenance (42060)					
<u>127 Old Pitt Town Road, Box Hill NSW, Australia (127ol)</u>					
06/05/2021	WITHDRAWAL-OSKO PAYMENT 1100351 Daniel Ma Helenma PL lock change Helenma P		355.00		355.00 DR
30/06/2021	Property expenses as per the summary report		3,707.88		4,062.88 DR
			4,062.88		4,062.88 DR

Total Debits: 4,062.88

Total Credits: 0.00

42110 - Property Expenses - Sundry Expenses

2021 Financial Year

Preparer Steven Lee

Reviewer Sandra Lee

Status Completed

Account Code	Description	CY Balance	LY Balance	Change
127ol	127 Old Pitt Town Road, Box Hill NSW, Australia	\$3,956.00		100%
TOTAL		CY Balance	LY Balance	
		\$3,956.00		

Supporting Documents

○ General Ledger [Report](#)

Standard Checklist

- Attach Agent statements (either monthly or annual)
- Attach any other statements, notices or invoices

Stevema Superannuation Fund

General Ledger

As at 30 June 2021

Transaction Date	Description	Units	Debit	Credit	Balance \$
Property Expenses - Sundry Expenses (42110)					
<u>127 Old Pitt Town Road, Box Hill NSW, Australia (127ol)</u>					
21/09/2020	MASCOT CENTRAL			135.00	135.00 CR
18/02/2021	WITHDRAWAL MOBILE 1678689 PYMT K Kwok VAL 106-21 127OPTR		3,300.00		3,165.00 DR
24/02/2021	DEPOSIT ROCKDALE NSW			120.00	3,045.00 DR
28/04/2021	WITHDRAWAL-OSKO PAYMENT 1932266 C21 PM TRUST c21MNGFee127final8wks C21 PM		418.00		3,463.00 DR
30/06/2021	Property expenses as per the summary report		493.00		3,956.00 DR
			4,211.00	255.00	3,956.00 DR

Total Debits: 4,211.00

Total Credits: 255.00

46000 - Benefits Paid/Transfers Out

2021 Financial Year

Preparer Steven Lee

Reviewer Sandra Lee

Status Completed

Account Code	Description	CY Balance	LY Balance	Change
MASEUN00002A	(Benefits Paid/Transfers Out) Ma, Seungjin Steve - Accumulation (Accumulation)		\$265,716.21	100%
MASEUN00009P	(Benefits Paid/Transfers Out) Ma, Seungjin Steve - Pension (Account Based Pension)	\$855,719.31		100%
TOTAL		CY Balance	LY Balance	
		\$855,719.31	\$265,716.21	

Supporting Documents

○ General Ledger [Report](#)

Standard Checklist

- Attach appropriate documentation in case of death or disability benefits or marriage breakdown
- Attach copies of Minutes, Rollover Benefits Statement, Lump Sum Payment form etc
- Ensure benefit calculated in accordance with Trust Deed

Stevema Superannuation Fund

General Ledger

As at 30 June 2021

Transaction Date	Description	Units	Debit	Credit	Balance \$
Benefits Paid/Transfers Out (46000)					
<i>(Benefits Paid/Transfers Out) Ma. Seungjin Steve - Pension (Account Based Pension) (MASEUN00009P)</i>					
30/04/2021	WITHDRAWAL ONLINE 1886539 TFR Westpac Cas PensionPmntSmsf2Sm		420,001.15		420,001.15 DR
17/05/2021	WITHDRAWAL ONLINE 1148668 TFR Westpac Cas PensionPMNT2WbSM		435,718.16		855,719.31 DR
			855,719.31		855,719.31 DR

Total Debits: 855,719.31

Total Credits: 0.00

48100 - Division 293 Tax

2021 Financial Year

Preparer Steven Lee

Reviewer Sandra Lee

Status Completed

Account Code	Description	CY Balance	LY Balance	Change
MASEUN00002A	(Division 293 Tax) Ma, Seungjin Steve - Accumulation (Accumulation)	\$7,432.40		100%
TOTAL		CY Balance	LY Balance	
		\$7,432.40		

Supporting Documents

- General Ledger [Report](#)
- ATO \$3750 Additional tax 2020.pdf

Standard Checklist

- Attach all correspondence between member and the Fund
- Attach correspondence between the ATO and the Fund

Stevema Superannuation Fund

General Ledger

As at 30 June 2021

Transaction Date	Description	Units	Debit	Credit	Balance \$
Division 293 Tax (48100)					
(Division 293 Tax) Ma, Seungjin Steve - Accumulation (MASEUN00002A)					
30/06/2021	Div 293 tax paid from the wrong account		3,750.00		3,750.00 DR
30/06/2021	Div 293 tax paid from the wrong account		3,682.40		7,432.40 DR
			7,432.40		7,432.40 DR

Total Debits: 7,432.40

Total Credits: 0.00



001950



MR SEUNGJIN STEVE MA
C/- ELLIOTT C K KIM & CO
280A BEAMISH ST
CAMPSIE NSW 2194

Our reference: 7121940472886
Phone: 13 10 20
Website: ato.gov.au/division293
TFN: 166 069 088
21 May 2021

Additional tax on concessional contributions (Division 293) notice for 2019-20

Dear SEUNGJIN STEVE

There is an additional tax on super contributions which reduces the tax concession for individuals whose combined income and contributions are more than the \$250,000 threshold.

Why does the additional tax apply to you

For the 2019-20 financial year, your combined income and super contributions were more than \$250,000. This means you now have to pay an additional tax of 15% on your concessional contributions.

How much additional tax do you need to pay

Your additional tax for this notice is:

Taxable super contributions	\$25,000.00
Additional tax due and payable	\$3,750.00
Due date for payment	15 June 2021
Your Payment Reference Number for this amount is:	5510 0166 0690 8836 11

What you need to do now

There are two options for making a payment (your payment can be made using any combination of these):

1. Pay with your own money
2. Elect to release money from any of your existing super balances by completing a Division 293 election form online, instructions to do this are on the final page of this notice.

HOW TO PAY

Your payment reference number (PRN) is: 551001660690883611

BPAY®



Billers code: 75556
Ref: 551001660690883611

Telephone & Internet Banking – BPAY®

Contact your bank or financial institution to make this payment from your cheque, savings, debit or credit card account.
More info: www.bpay.com.au

CREDIT OR DEBIT CARD

Pay online with your credit or debit card at www.governmenteasypay.gov.au/PayATO

To pay by phone, call the Government EasyPay service on **1300 898 089**.

A card payment fee applies.

For other payment options, visit ato.gov.au/paymentoptions

RELEASE MONEY FROM SUPER

You can ask your fund to pay some or all of the amount from your existing super balance. To do this, access our online services through myGov and complete the Division 293 election form.

48500 - Income Tax Expense

2021 Financial Year

Preparer Steven Lee

Reviewer Sandra Lee

Status Rework Required

Account Code	Description	CY Balance	LY Balance	Change
48500	Income Tax Expense	\$54,996.36	\$176,531.31	(68.85)%
TOTAL		CY Balance	LY Balance	
		\$54,996.36	\$176,531.31	

Supporting Documents

No supporting documents

49000 - Profit/Loss Allocation Account

2021 Financial Year

Preparer Steven Lee

Reviewer Sandra Lee

Status Rework Required

Account Code	Description	CY Balance	LY Balance	Change
49000	Profit/Loss Allocation Account	(\$73,228.95)	(\$547,349.92)	(86.62)%
TOTAL		CY Balance	LY Balance	
		(\$73,228.95)	(\$547,349.92)	

Supporting Documents

No supporting documents

50000 - Members

2021 Financial Year

Preparer Steven Lee

Reviewer Sandra Lee

Status Rework Required

Account Code	Description	Opening Balance	Contribution Income	Earnings	Member Payments	Tax & Fees	Closing Balance	Change
MAHYEO00030A	Ma, Hyeok Helen - Accumulation (Accumulation)		(\$400,014.02)	(\$6,279.18)		\$1,034.38	(\$405,258.82)	
MASEUN00002A	Ma, Seungjin Steve - Accumulation (Accumulation)	(\$4,284,260.75)	(\$20,191.92)	(\$307,818.43)	\$1,479,000.00	\$61,405.76	(\$3,071,865.34)	(28.3)%
MASEUN00009P	Ma, Seungjin Steve - Pension (Account Based Pension)		(\$1,479,000.00)	(\$147,606.95)	\$892,699.31		(\$733,907.64)	
TOTAL		Opening Balance	Contribution Income	Earnings	Member Payments	Tax & Fees	Closing Balance	
		(\$4,284,260.75)	(\$1,899,205.94)	(\$461,704.56)	\$2,371,699.31	\$62,440.14	(\$4,211,031.80)	

Supporting Documents

○ Members Summary [Report](#)

- Members Statements [Report](#)

Standard Checklist

- Attach copies of Members Statements

Stevema Superannuation Fund

Members Statement

Seungjin Steve Ma
 191 The Promenade
 San Souci, New South Wales, 2219, Australia

Your Details

Date of Birth : Provided
 Age: 66
 Tax File Number: Provided
 Date Joined Fund: 21/06/2007
 Service Period Start Date:
 Date Left Fund:
 Member Code: MASEUN00002A
 Account Start Date: 21/06/2007
 Account Phase: Accumulation Phase
 Account Description: Accumulation

Nominated Beneficiaries N/A
 Vested Benefits 3,071,865.34
 Total Death Benefit 3,071,865.34

Your Balance

Total Benefits 3,071,865.34

Preservation Components
 Preserved 3,698,585.29
 Unrestricted Non Preserved 266,604.59
 Restricted Non Preserved

Tax Components
 Tax Free 457,010.14
 Taxable 2,614,855.20

Your Detailed Account Summary

	This Year	Last Year
Opening balance at 01/07/2020	4,284,260.75	4,831,610.67
<u>Increases to Member account during the period</u>		
Employer Contributions	20,191.92	25,000.00
Personal Contributions (Concessional)		
Personal Contributions (Non Concessional)		
Government Co-Contributions		
Other Contributions		
Proceeds of Insurance Policies		
Transfers In		165,028.56
Net Earnings	307,818.43	(295,119.98)
Internal Transfer In		
<u>Decreases to Member account during the period</u>		
Pensions Paid		
Contributions Tax	3,028.79	3,749.99
Income Tax	50,944.57	172,792.30
No TFN Excess Contributions Tax		
Excess Contributions Tax		
Refund Excess Contributions		
Division 293 Tax	7,432.40	
Insurance Policy Premiums Paid		
Management Fees		
Member Expenses		
Benefits Paid/Transfers Out		265,716.21
Superannuation Surcharge Tax		
Internal Transfer Out	1,479,000.00	
Closing balance at 30/06/2021	3,071,865.34	4,284,260.75

Stevema Superannuation Fund
Members Statement

Trustee's Disclaimer

This statement has been prepared by the Trustee for the member whose name appears at the top of this statement. Every effort has been made by the Trustee to ensure the accuracy and completeness of this Statement. The Trustee does not accept any liability for any error, omission or misprint. All amounts shown in relation to benefits do not take into account any amounts which may be withheld to satisfy the requirements imposed by the Income Tax Assessment Act 1936.

Signed by all the trustees of the fund

Seungjin Steve Ma
Director

Grace Ma
Director

Hyeok Helen Ma
Director

Stevema Superannuation Fund

Members Statement

Seungjin Steve Ma
 191 The Promenade
 San Souci, New South Wales, 2219, Australia

Your Details

Date of Birth : Provided
 Age: 66
 Tax File Number: Provided
 Date Joined Fund: 21/06/2007
 Service Period Start Date:
 Date Left Fund:
 Member Code: MASEUN00009P
 Account Start Date: 01/07/2020
 Account Phase: Retirement Phase
 Account Description: Account Based Pension

Nominated Beneficiaries Hyeok Helen Ma
 Vested Benefits 733,907.64
 Total Death Benefit 733,907.64

Your Balance

Total Benefits 733,907.64

Preservation Components
 Preserved
 Unrestricted Non Preserved 733,907.64
 Restricted Non Preserved

Tax Components
 Tax Free (16.29%) 119,553.08
 Taxable 614,354.56

Your Detailed Account Summary

	This Year	Last Year
Opening balance at 01/07/2020		
<u>Increases to Member account during the period</u>		
Employer Contributions		
Personal Contributions (Concessional)		
Personal Contributions (Non Concessional)		
Government Co-Contributions		
Other Contributions		
Proceeds of Insurance Policies		
Transfers In		
Net Earnings	147,606.95	
Internal Transfer In	1,479,000.00	
<u>Decreases to Member account during the period</u>		
Pensions Paid	36,980.00	
Contributions Tax		
Income Tax		
No TFN Excess Contributions Tax		
Excess Contributions Tax		
Refund Excess Contributions		
Division 293 Tax		
Insurance Policy Premiums Paid		
Management Fees		
Member Expenses		
Benefits Paid/Transfers Out	855,719.31	
Superannuation Surcharge Tax		
Internal Transfer Out		
Closing balance at 30/06/2021	733,907.64	0.00

Stevema Superannuation Fund
Members Statement

Trustee's Disclaimer

This statement has been prepared by the Trustee for the member whose name appears at the top of this statement. Every effort has been made by the Trustee to ensure the accuracy and completeness of this Statement. The Trustee does not accept any liability for any error, omission or misprint. All amounts shown in relation to benefits do not take into account any amounts which may be withheld to satisfy the requirements imposed by the Income Tax Assessment Act 1936.

Signed by all the trustees of the fund

Seungjin Steve Ma
Director

Grace Ma
Director

Hyeok Helen Ma
Director

Stevema Superannuation Fund

Members Statement

Hyeok Helen Ma
 191 The Promenade
 San Souci, New South Wales, 2219, Australia

Your Details		Nominated Beneficiaries	N/A
Date of Birth :	Provided	Vested Benefits	405,258.82
Age:	61	Total Death Benefit	405,258.82
Tax File Number:	Provided		
Date Joined Fund:	01/07/2020		
Service Period Start Date:	20/10/2010		
Date Left Fund:			
Member Code:	MAHYEO00030A		
Account Start Date:	01/07/2020		
Account Phase:	Accumulation Phase		
Account Description:	Accumulation		

Your Balance	
Total Benefits	405,258.82
<u>Preservation Components</u>	
Preserved	405,258.82
Unrestricted Non Preserved	
Restricted Non Preserved	
<u>Tax Components</u>	
Tax Free	76,331.65
Taxable	328,927.17

Your Detailed Account Summary		This Year	Last Year
Opening balance at	01/07/2020		
<u>Increases to Member account during the period</u>			
Employer Contributions			
Personal Contributions (Concessional)			
Personal Contributions (Non Concessional)			
Government Co-Contributions			
Other Contributions			
Proceeds of Insurance Policies			
Transfers In		400,014.02	
Net Earnings		6,279.18	
Internal Transfer In			
<u>Decreases to Member account during the period</u>			
Pensions Paid			
Contributions Tax			
Income Tax		1,034.38	
No TFN Excess Contributions Tax			
Excess Contributions Tax			
Refund Excess Contributions			
Division 293 Tax			
Insurance Policy Premiums Paid			
Management Fees			
Member Expenses			
Benefits Paid/Transfers Out			
Superannuation Surcharge Tax			
Internal Transfer Out			
Closing balance at	30/06/2021	405,258.82	0.00

Stevema Superannuation Fund
Members Statement

Trustee's Disclaimer

This statement has been prepared by the Trustee for the member whose name appears at the top of this statement. Every effort has been made by the Trustee to ensure the accuracy and completeness of this Statement. The Trustee does not accept any liability for any error, omission or misprint. All amounts shown in relation to benefits do not take into account any amounts which may be withheld to satisfy the requirements imposed by the Income Tax Assessment Act 1936.

Signed by all the trustees of the fund

Seungjin Steve Ma
Director

Grace Ma
Director

Hyeok Helen Ma
Director

Stevema Superannuation Fund
Members Summary

As at 30 June 2021

Opening Balances	Increases				Decreases					Closing Balance	
	Contributions	Transfers In	Net Earnings	Insurance Proceeds	Pensions Paid	Contributions Tax	Taxes Paid	Benefits Paid/ Transfers Out	Insurance Premiums		Member Expenses
Seungjin Steve Ma (Age: 66)											
MASEUN00002A - Accumulation											
4,284,260.75	20,191.92		307,818.43			10,461.19	50,944.57	1,479,000.00			3,071,865.34
MASEUN00009P - Account Based Pension - Tax Free: 16.29%											
		1,479,000.00	147,606.95		36,980.00			855,719.31			733,907.64
4,284,260.75	20,191.92	1,479,000.00	455,425.38		36,980.00	10,461.19	50,944.57	2,334,719.31			3,805,772.98
Hyeok Helen Ma (Age: 61)											
MAHYEO00030A - Accumulation											
		400,014.02	6,279.18				1,034.38				405,258.82
		400,014.02	6,279.18				1,034.38				405,258.82
4,284,260.75	20,191.92	1,879,014.02	461,704.56		36,980.00	10,461.19	51,978.95	2,334,719.31			4,211,031.80

60400 - Bank Accounts

2021 Financial Year

Preparer Steven Lee

Reviewer Sandra Lee

Status Completed

Account Code	Description	CY Balance	LY Balance	Change
ANZ485506885	ANZ Cash Investment Acct 4855-06885	\$0.73	\$0.73	0%
NAB125956014	NAB Classic Banking 12-595-6014	\$35,221.45	\$102,121.01	(65.51)%
NAB825538913	NAB Corporate Cheque Account 82-553-8913	\$9,716.99	\$9,379.01	3.6%
WBC204601	Westpac Business One Flexi 204 601	\$30,794.17	\$43,853.29	(29.78)%
WBC347629	Westpac DIY Super Savings Account 347 629	\$570.10	\$570.10	0%
TOTAL		CY Balance	LY Balance	
		\$76,303.44	\$155,924.14	

Supporting Documents

- Bank Statement Report [Report](#)
- Bank_Stats_ANZ_300620.pdf [ANZ485506885](#)
- NAB 6014 BHSFPL BAL 30062021 estatement 20.pdf [NAB125956014](#) 6014 transaction 01072020_15012021 Connect.pdf [NAB125956014](#)
- NAB SF 8913 transaction 01072020_15012021 Connect.pdf [NAB825538913](#)
- Stevema Super 204601 activity 29072020_17112020.pdf [WBC204601](#) stats_Westpac_601_300620.pdf [WBC204601](#)
- WBC 204601 HELENMA PL BAL 30062021 estatement 169.pdf [WBC204601](#)
- WBC 347629 HELENMA PL BAL 30062021 estatement 62.pdf [WBC347629](#)
- ANZ SF06885 SNT27 09042021.pdf [ANZ485506885](#)
- ANZ 06885 HELENMA PL BAL 30062021 estatement 28.pdf [ANZ485506885](#)
- NAB 8913 BHSFPL BAL 30062021 estatement 52.pdf [NAB825538913](#)
- WBC 347629 SF 30042021 - Account activity - Westpac Online Banking.pdf [WBC347629](#)

Standard Checklist

- Attach Copies of Bank Statements
- Attach copy of Bank Statement Report
- Ensure all Balances match Statement Balances at June 30
- Ensure all Transactions have been entered

Stevema Superannuation Fund
Bank Statement Report

For The Period 01 July 2020 to 30 June 2021

Chart Code: 60400 / ANZ485506885

Account Name: ANZ Cash Investment Acct 4855-06885

BSB and Account Number: 012012 485506885

Opening Balance - **Total Debits** + **Total Credits** = **Closing Balance**
 \$ 0.73 \$ 0.73

Data Feed Used
 BGL Bank Data Service

Date	Description	Debit \$	Credit \$	Ledger Balance \$	Statement Balance \$	Variance \$
01/07/2020	Opening Balance			0.73		
30/06/2021	CLOSING BALANCE			0.73		

Stevema Superannuation Fund

Bank Statement Report

For The Period 01 July 2020 to 30 June 2021

Chart Code: 60400 / NAB125956014

Account Name: NAB Classic Banking 12-595-6014

BSB and Account Number: 082201 125956014

Opening Balance - **Total Debits** + **Total Credits** = **Closing Balance**

\$ 102,121.01 \$ 486,912.70 \$ 420,013.14 \$ 35,221.45

Data Feed Used

BGL Bank Data Service

Date	Description	Debit \$	Credit \$	Ledger Balance \$	Statement Balance \$	Variance \$
01/07/2020	Opening Balance			102,121.01		
30/07/2020	Helen Ma pl AFT S su164427604 TFna14SMsf2wb01SMs TRANSFER DEBIT [BHSF PTY LTD]	33,014.01		69,107.00		
30/07/2020	Helen Ma pl AFT S su164452421 TFRnaSMSF2wpSMSF TRANSFER DEBIT [BHSF PTY LTD]	5,014.01		64,092.99		
13/08/2020	KWL & ASSOCIATES PTY Release of 3rd Call TRANSFER CREDIT		80,000.00	144,092.99		
14/08/2020	KWL & ASSOCIATES PTY Release of 3rd Call TRANSFER CREDIT		80,000.00	224,092.99		
17/08/2020	KWL & ASSOCIATES PTY Release of 3rd Call TRANSFER CREDIT		40,000.00	264,092.99		
24/08/2020	Internet Transfer PYMT-ID 165837545 interestHL47NAB TRANSFER DEBIT [BHSF TRANSFER CREDIT]	7,614.47		256,478.52		
25/08/2020	LOAN INSTALMENT TO A/C 125967047 BHSF PTY LTD TRANSFER DEBIT [LOAN INSTALMENT BHSF PTY LTD FROM A/C 12-595-6014 MISCELLANEOUS CREDIT]	7,602.89		248,875.63		
21/09/2020	LOAN INSTALMENT TO A/C 125967047 BHSF PTY LTD TRANSFER DEBIT [LOAN INSTALMENT BHSF PTY LTD FROM A/C 12-595-6014 MISCELLANEOUS CREDIT]	7,602.89		241,272.74		
20/10/2020	LOAN INSTALMENT TO A/C 125967047 BHSF PTY LTD TRANSFER DEBIT [LOAN INSTALMENT BHSF PTY LTD FROM A/C 12-595-6014 MISCELLANEOUS CREDIT]	7,602.89		233,669.85		
26/10/2020	INTERNET BPAY PMT 000169630482 TAX OFFICE PAYMENTS TRANSFER DEBIT	6,719.00		226,950.85		
20/11/2020	LOAN INSTALMENT TO A/C 125967047 BHSF PTY LTD TRANSFER DEBIT [LOAN INSTALMENT BHSF	7,602.89		219,347.96		

Stevema Superannuation Fund
Bank Statement Report

For The Period 01 July 2020 to 30 June 2021

Date	Description	Debit \$	Credit \$	Ledger Balance \$	Statement Balance \$	Variance \$
	MISCELLANEOUS CREDIT]					
21/12/2020	LOAN INSTALMENT TO A/C 125967047 BHSF PTY LTD TRANSFER DEBIT [LOAN INSTALMENT BHSF PTY LTD FROM A/C 12-595-6014 MISCELLANEOUS CREDIT]	7,602.89		211,745.07		
21/12/2020	ANNUAL PACKAGE FEE FEES	395.00		211,350.07		
20/01/2021	LOAN INSTALMENT TO AC 125967047 244344 [DIRECT DEBIT PAYMENT LOAN INSTALMENT BHSF PTY LTD FROM AC 12-595-6014]	7,602.89		203,747.18	203,747.18	
22/02/2021	LOAN INSTALMENT TO AC 125967047 244344 [DIRECT DEBIT PAYMENT LOAN INSTALMENT BHSF PTY LTD FROM AC 12-595-6014]	7,602.89		196,144.29	196,144.29	
22/03/2021	DIRECT DEBIT PAYMENT LOAN INSTALMENT BHSF PTY LTD FROM AC 12-595-6014 [LOAN INSTALMENT TO AC 125967047 244344]	7,602.89		188,541.40	188,541.40	
20/04/2021	LOAN INSTALMENT TO AC 125967047 244344 [DIRECT DEBIT PAYMENT LOAN INSTALMENT BHSF PTY LTD FROM AC 12-595-6014]	7,602.89		180,938.51	180,938.51	
30/04/2021	INTERNET TRANSFER TfNaBhCq2NaBhSv BHSF [INTERNET TRANSFER Internet Transfer PYMT-ID 181235055 TfNaBhCq2NaBhSv]		20,013.14	200,951.65		
30/04/2021	Helen Ma PL ATF Stev181235587 TfNaBhSf2WbSmSf [DEPOSIT-OSKO PAYMENT 2784503 BHSF PTY LTD TfNaBhSf2WbSmSf]	150,014.01		50,937.64	50,937.64	
12/05/2021	KWL & ASSOCIATES PTYRelease of 4th call		200,000.00	250,937.64	250,937.64	
14/05/2021	Remitter=BHSF Ref=TfNaBhSf2WbSmSf [INTERNET TRANSFER Internet Transfer PYMT-ID 182115258 TfNaBhSf2WbSmSf]	200,014.01		50,923.63	50,923.63	
20/05/2021	DIRECT DEBIT PAYMENT LOAN INSTALMENT BHSF PTY LTD FROM AC 12-595-6014 [LOAN INSTALMENT TO AC 125967047 244344]	7,602.89		43,320.74	43,320.74	
10/06/2021	PREPARE DISCHARGE FE	350.00		42,970.74		
10/06/2021	DISCHARGE MTGE FEE	146.40		42,824.34	42,824.34	
21/06/2021	DIRECT DEBIT PAYMENT LOAN INSTALMENT BHSF PTY LTD FROM AC 12-595-6014 [LOAN INSTALMENT TO AC 125967047 244344]	7,602.89		35,221.45	35,221.45	
30/06/2021	CLOSING BALANCE			35,221.45	35,221.45	

Stevema Superannuation Fund
Bank Statement Report

For The Period 01 July 2020 to 30 June 2021

Date	Description	Debit \$	Credit \$	Ledger Balance \$	Statement Balance \$	Variance \$
		<u>486,912.70</u>	<u>420,013.14</u>			

Stevema Superannuation Fund

Bank Statement Report

For The Period 01 July 2020 to 30 June 2021

Chart Code: 60400 / NAB825538913
Account Name: NAB Corporate Cheque Account 82-553-8913
BSB and Account Number: 082201 825538913

Opening Balance	-	Total Debits	+	Total Credits	=	Closing Balance	Data Feed Used
\$ 9,379.01		\$ 31,724.36		\$ 32,062.34		\$ 9,716.99	BGL Bank Data Service

Date	Description	Debit \$	Credit \$	Ledger Balance \$	Statement Balance \$	Variance \$
01/07/2020	Opening Balance			9,379.01		
15/07/2020	RENT PAYMENT Century 21 The H BHSF Pty Ltd INTER-BANK CREDIT		1,793.85	11,172.86		
28/07/2020	REPAYMENT MISCELLANEOUS CREDIT [HOME LOAN REPAYMENT 20/07/2020 MISCELLANEOUS DEBIT]	7,602.89		3,569.97		
31/07/2020	ACCOUNT FEES A.K.F. BHSF FEES	20.00		3,549.97		
31/07/2020	RENT PAYMENT Century 21 The H BHSF Pty Ltd INTER-BANK CREDIT		1,370.84	4,920.81		
17/08/2020	RENT PAYMENT Century 21 The H BHSF Pty Ltd INTER-BANK CREDIT		1,718.85	6,639.66		
24/08/2020	Internet Transfer PYMT-ID 165837545 interestHL47NAB TRANSFER DEBIT [BHSF TRANSFER CREDIT]		7,614.47	14,254.13		
31/08/2020	ACCOUNT FEES A.K.F. BHSF FEES	20.00		14,234.13		
31/08/2020	RENT PAYMENT Century 21 The H BHSF Pty Ltd INTER-BANK CREDIT		1,293.85	15,527.98		
15/09/2020	RENT PAYMENT Century 21 The H BHSF Pty Ltd INTER-BANK CREDIT		2,691.60	18,219.58		
30/09/2020	RENT PAYMENT Century 21 The H BHSF Pty Ltd INTER-BANK CREDIT		1,793.85	20,013.43		
01/10/2020	INTERNET BPAY PMT 000168204142 The Hills Shre Cncl TRANSFER DEBIT	1,264.33		18,749.10		
15/10/2020	RENT PAYMENT Century 21 The H BHSF Pty Ltd INTER-BANK CREDIT		858.85	19,607.95		
30/10/2020	RENT PAYMENT Century 21 The H BHSF Pty Ltd INTER-BANK CREDIT		1,793.85	21,401.80		
23/11/2020	INTERNET BPAY PMT 000171334535 The Hills Shre Cncl TRANSFER DEBIT	1,262.00		20,139.80		
30/11/2020	RENT PAYMENT Century 21 The H BHSF Pty Ltd INTER-BANK CREDIT		1,265.33	21,405.13		

Stevema Superannuation Fund
Bank Statement Report

For The Period 01 July 2020 to 30 June 2021

Date	Description	Debit \$	Credit \$	Ledger Balance \$	Statement Balance \$	Variance \$
15/12/2020	RENT PAYMENT Century 21 The H BHSF Pty Ltd INTER-BANK CREDIT		2,691.60	24,096.73		
31/12/2020	RENT PAYMENT Century 21 The H BHSF Pty Ltd INTER-BANK CREDIT		1,793.85	25,890.58		
15/01/2021	INTERNET MULTI TFR RENT PAYMENT Century 21 The H 364049		1,793.85	27,684.43	27,684.43	
29/01/2021	INTERNET MULTI TFR RENT PAYMENT Century 21 The H 364049		1,793.85	29,478.28	29,478.28	
15/02/2021	INTERNET MULTI TFR RENT PAYMENT Century 21 The H 364049		1,793.85	31,272.13	31,272.13	
22/02/2021	INTERNET BILL PAYMNT INTERNET BPAY PMT 000176745389 The Hills Shre Cncl	1,262.00		30,010.13	30,010.13	
30/04/2021	INTERNET TRANSFER TfNaBhCq2NaBhSv BHSF [INTERNET TRANSFER Internet Transfer PYMT-ID 181235055 TfNaBhCq2NaBhSv]	20,013.14		9,996.99	9,996.99	
17/05/2021	INTERNET BILL PAYMNT INTERNET BPAY PMT 000182169718 ASIC	280.00		9,716.99	9,716.99	
30/06/2021	CLOSING BALANCE			9,716.99	9,716.99	
		<u>31,724.36</u>	<u>32,062.34</u>			

Stevema Superannuation Fund Bank Statement Report

For The Period 01 July 2020 to 30 June 2021

Chart Code: 60400 / WBC204601

Account Name: Westpac Business One Flexi 204 601

BSB and Account Number: 032010 204601

Opening Balance - Total Debits + Total Credits = Closing Balance
 \$ 43,853.29 \$ 1,083,950.50 \$ 1,070,891.38 \$ 30,794.17

Data Feed Used

BGL Bank Data Service

Date	Description	Debit \$	Credit \$	Ledger Balance \$	Statement Balance \$	Variance \$
01/07/2020	Opening Balance			43,853.29		
01/07/2020	Transaction Fee	5.50		43,847.79		
06/07/2020	Tax Office	6,719.00		37,128.79		
30/07/2020	TFR Classic Plu RTNwbSMSF2wbSMpri	67,111.25		(29,982.46)		
30/07/2020	ASIC	54.00		(30,036.46)		
30/07/2020	R and M advisor Pty Ltd	5,500.00		(35,536.46)		
30/07/2020	Helen Ma pl AFT S su164452421 TFRnaSMSF2wpSMSF TRANSFER DEBIT [BHSF PTY LTD]		5,014.01	(30,522.45)		
30/07/2020	Helen Ma pl AFT S su164427604 TFna14SMsf2wb01SMs TRANSFER DEBIT [BHSF PTY LTD]		33,014.01	2,491.56		
31/07/2020	INTEREST PAID		0.31	2,491.87		
03/08/2020	Transaction Fee	3.50		2,488.37		
03/08/2020	FY20Q4SteveSuper		3,365.32	5,853.69		
14/08/2020	Tax Office	126.25		5,727.44		
31/08/2020	INTEREST PAID		0.04	5,727.48		
01/09/2020	Transaction Fee	1.00		5,726.48		
21/09/2020	MASCOT CENTRAL		135.00	5,861.48		
30/09/2020	INTEREST PAID		0.04	5,861.52		

Stevema Superannuation Fund

Bank Statement Report

For The Period 01 July 2020 to 30 June 2021

Date	Description	Debit \$	Credit \$	Ledger Balance \$	Statement Balance \$	Variance \$
01/10/2020	Transaction Fee	4.50		5,857.02		
26/10/2020	FY21Q1Super		6,249.88	12,106.90		
30/10/2020	INTEREST PAID		0.05	12,106.95		
02/11/2020	Transaction Fee	0.50		12,106.45		
02/11/2020	WESTPAC SECURITI [SELL 2000000 RIM]		21,973.05	34,079.50		
24/11/2020	PAYMENT BY AUTHORITY TO AUSTRALIAN INVESTMENT EXCHANGE LIMITED WESTPAC SECURITI B AQX 34267838-00 [BUY 300000 AQX]	9,026.95		25,052.55	25,052.55	
30/11/2020	PAYMENT BY AUTHORITY TO AUSTRALIAN INVESTMENT EXCHANGE LIMITED WESTPAC SECURITI B IHL 34326598-00 [BUY 6896 IHL]	992.39		24,060.16		
30/11/2020	INTEREST PAID		0.11	24,060.27		
01/12/2020	TRANSACTION FEE	1.50		24,058.77	24,058.77	
02/12/2020	PAYMENT BY AUTHORITY TO AUSTRALIAN INVESTMENT EXCHANGE LIMITED WESTPAC SECURITI B RIM 34364343-00 [BUY 267900 RIM]	2,705.95		21,352.82	21,352.82	
03/12/2020	PAYMENT BY AUTHORITY TO AUSTRALIAN INVESTMENT EXCHANGE LIMITED WESTPAC SECURITI B RIM 34371304-00 [BUY 1550281 RIM]	15,502.81		5,850.01	5,850.01	
04/01/2021	TRANSACTION FEE	1.00		5,849.01		
06/01/2021	Remitter=WESTPAC SECURITI Ref=S AQX 34625707-00 [SELL 300000 AQX]		8,973.05	14,822.06	14,822.06	
28/01/2021	Remitter=ALEXANDRIA Ref=FY21Q2SteveSuper		6,249.88	21,071.94	21,071.94	
01/02/2021	TRANSACTION FEE	1.00		21,070.94	21,070.94	
18/02/2021	WITHDRAWAL MOBILE 1678689 PYMT K Kwok VAL 106-21 127OPTR	3,300.00		17,770.94	17,770.94	
19/02/2021	Remitter=WESTPAC SECURITI Ref=S RIM 35067291-00 [SELL 3200000 RIM]		28,766.32	46,537.26		
19/02/2021	Remitter=WESTPAC SECURITI Ref=S RIM 35067228-00 [SELL 8905012 RIM]		80,239.15	126,776.41	126,776.41	
23/02/2021	Remitter=WESTPAC SECURITI Ref=S RIM 35111956-00 [SELL 3000000 RIM]		26,968.30	153,744.71	153,744.71	

Stevema Superannuation Fund

Bank Statement Report

For The Period 01 July 2020 to 30 June 2021

Date	Description	Debit \$	Credit \$	Ledger Balance \$	Statement Balance \$	Variance \$
24/02/2021	DEPOSIT ROCKDALE NSW		120.00	153,864.71	153,864.71	
01/03/2021	TRANSACTION FEE	6.50		153,858.21	153,858.21	
08/03/2021	Remitter=WESTPAC SECURITI Ref=S RIM 35250336-00 [SELL 2000000 RIM]		19,973.05	173,831.26	173,831.26	
15/03/2021	Remitter=ALEXANDRIA Ref=FY21Q3Super		4,326.84	178,158.10		
01/04/2021	TRANSACTION FEE	1.00		178,157.10	178,157.10	
06/04/2021	PAYMENT BY AUTHORITY TO AUSTRALIAN INVESTMENT EXCHANGE LIMITED WESTPAC SECURITI B LOT 35493759-00 [BUY 314503 LOT]	40,932.37		137,224.73	137,224.73	
07/04/2021	PAYMENT BY AUTHORITY TO AUSTRALIAN INVESTMENT EXCHANGE LIMITED WESTPAC SECURITI B LOT 35505454-00 [BUY 76145 LOT]	9,909.73		127,315.00	127,315.00	
27/04/2021	DEPOSIT ONLINE 2235877 TFR Westpac Cas RolIWbSthln2WbSmSf		100,007.01	227,322.01		
27/04/2021	WITHDRAWAL ONLINE 3635343 BPAY The Hills The Hills Shre 127	1,262.00		226,060.01	226,060.01	
28/04/2021	WITHDRAWAL-OSKO PAYMENT 1932266 C21 PM TRUST c21MNGFee127final8wks C21 PM	418.00		225,642.01	225,642.01	
29/04/2021	Remitter=WESTPAC SECURITI Ref=S LOT 35688825-00 [SELL 390648 LOT]		48,852.95	274,494.96	274,494.96	
30/04/2021	WITHDRAWAL ONLINE 1886539 TFR Westpac Cas PensionPmntSmsf2Sm	420,001.15		(145,506.19)		
30/04/2021	Helen Ma PL ATF Stev181235587 TfNaBhSf2WbSmSf [DEPOSIT-OSKO PAYMENT 2784503 BHSF PTY LTD TfNaBhSf2WbSmSf]		150,014.01	4,507.82	4,507.82	
03/05/2021	TRANSACTION FEE	3.50		4,504.32		
03/05/2021	Remitter=ATO Ref=ATO004000014364014		26,627.98	31,132.30	31,132.30	
06/05/2021	WITHDRAWAL-OSKO PAYMENT 1100351 Daniel Ma Helenma PL lock change Helenma P	355.00		30,777.30	30,777.30	
14/05/2021	Remitter=BHSF Ref=TfNaBhSf2WbSmSf [INTERNET TRANSFER Internet Transfer PYMT-ID 182115258 TfNaBhSf2WbSmSf]		200,014.01	230,791.31		
14/05/2021	DEPOSIT ONLINE 2216898 TFR Westpac Cas RolIOvSthm2SmSuper		300,007.01	530,798.32	530,798.32	
17/05/2021	WITHDRAWAL ONLINE 1148668 TFR Westpac Cas PentionPMNT2WbSM	500,001.15		30,797.17	30,797.17	

Stevema Superannuation Fund
Bank Statement Report

For The Period 01 July 2020 to 30 June 2021

Date	Description	Debit \$	Credit \$	Ledger Balance \$	Statement Balance \$	Variance \$
01/06/2021	TRANSACTION FEE	3.00		30,794.17	30,794.17	
30/06/2021	CLOSING BALANCE			30,794.17	30,794.17	
		<u>1,083,950.50</u>	<u>1,070,891.38</u>			

Stevema Superannuation Fund
Bank Statement Report

For The Period 01 July 2020 to 30 June 2021

Chart Code: 60400 / WBC347629
Account Name: Westpac DIY Super Savings Account 347 629
BSB and Account Number: 032010 347629

Opening Balance - **Total Debits** + **Total Credits** = **Closing Balance**
 \$ 570.10 \$ 570.10

Data Feed Used
 BGL Bank Data Service

Date	Description	Debit \$	Credit \$	Ledger Balance \$	Statement Balance \$	Variance \$
01/07/2020	Opening Balance			570.10		
30/06/2021	CLOSING BALANCE			570.10	570.10	

Stevema Superannuation Fund

Bank Statement Report

For The Period 01 July 2020 to 30 June 2021

Chart Code: 85500 / NAB125967047
Account Name: NAB Choice Package Offset Home Loan 12-596-7047
BSB and Account Number: 082201 125967047

Opening Balance	-	Total Debits	+	Total Credits	=	Closing Balance	Data Feed Used
\$ (1,199,638.05)		\$ 33,287.19		\$ 91,234.68		\$ (1,141,690.56)	BGL Bank Data Service

Date	Description	Debit \$	Credit \$	Ledger Balance \$	Statement Balance \$	Variance \$
01/07/2020	Opening Balance			(1,199,638.05)		
28/07/2020	REPAYMENT MISCELLANEOUS CREDIT [HOME LOAN REPAYMENT 20/07/2020 MISCELLANEOUS DEBIT]		7,602.89	(1,192,035.16)		
31/07/2020	INTEREST CHARGED INTEREST CHARGED	3,469.10		(1,195,504.26)		
25/08/2020	LOAN INSTALMENT TO A/C 125967047 BHSF PTY LTD TRANSFER DEBIT [LOAN INSTALMENT BHSF PTY LTD FROM A/C 12-595-6014 MISCELLANEOUS CREDIT]		7,602.89	(1,187,901.37)		
31/08/2020	INTEREST CHARGED INTEREST CHARGED	3,237.63		(1,191,139.00)		
21/09/2020	LOAN INSTALMENT TO A/C 125967047 BHSF PTY LTD TRANSFER DEBIT [LOAN INSTALMENT BHSF PTY LTD FROM A/C 12-595-6014 MISCELLANEOUS CREDIT]		7,602.89	(1,183,536.11)		
30/09/2020	INTEREST CHARGED INTEREST CHARGED	2,881.00		(1,186,417.11)		
20/10/2020	LOAN INSTALMENT TO A/C 125967047 BHSF PTY LTD TRANSFER DEBIT [LOAN INSTALMENT BHSF PTY LTD FROM A/C 12-595-6014 MISCELLANEOUS CREDIT]		7,602.89	(1,178,814.22)		
30/10/2020	INTEREST CHARGED INTEREST CHARGED	2,892.55		(1,181,706.77)		
20/11/2020	LOAN INSTALMENT TO A/C 125967047 BHSF PTY LTD TRANSFER DEBIT [LOAN INSTALMENT BHSF PTY LTD FROM A/C 12-595-6014 MISCELLANEOUS CREDIT]		7,602.89	(1,174,103.88)		
30/11/2020	INTEREST CHARGED INTEREST CHARGED	3,016.50		(1,177,120.38)		
21/12/2020	LOAN INSTALMENT TO A/C 125967047 BHSF PTY LTD TRANSFER DEBIT [LOAN INSTALMENT BHSF		7,602.89	(1,169,517.49)		

Stevema Superannuation Fund
Bank Statement Report

For The Period 01 July 2020 to 30 June 2021

Date	Description	Debit \$	Credit \$	Ledger Balance \$	Statement Balance \$	Variance \$
	MISCELLANEOUS CREDIT]					
31/12/2020	INTEREST CHARGED INTEREST CHARGED	2,834.80		(1,172,352.29)		
20/01/2021	LOAN INSTALMENT TO AC 125967047 244344 [DIRECT DEBIT PAYMENT LOAN INSTALMENT BHSF PTY LTD FROM AC 12-595-6014]		7,602.89	(1,164,749.40)	(1,164,749.40)	
29/01/2021	Debit Interest	2,282.97		(1,167,032.37)	(1,167,032.37)	
22/02/2021	LOAN INSTALMENT TO AC 125967047 244344 [DIRECT DEBIT PAYMENT LOAN INSTALMENT BHSF PTY LTD FROM AC 12-595-6014]		7,602.89	(1,159,429.48)	(1,159,429.48)	
26/02/2021	Debit Interest	2,209.49		(1,161,638.97)	(1,161,638.97)	
22/03/2021	DIRECT DEBIT PAYMENT LOAN INSTALMENT BHSF PTY LTD FROM AC 12-595-6014 [LOAN INSTALMENT TO AC 125967047 244344]		7,602.89	(1,154,036.08)	(1,154,036.08)	
31/03/2021	Debit Interest	2,610.01		(1,156,646.09)	(1,156,646.09)	
20/04/2021	LOAN INSTALMENT TO AC 125967047 244344 [DIRECT DEBIT PAYMENT LOAN INSTALMENT BHSF PTY LTD FROM AC 12-595-6014]		7,602.89	(1,149,043.20)	(1,149,043.20)	
30/04/2021	Debit Interest	2,379.15		(1,151,422.35)	(1,151,422.35)	
20/05/2021	DIRECT DEBIT PAYMENT LOAN INSTALMENT BHSF PTY LTD FROM AC 12-595-6014 [LOAN INSTALMENT TO AC 125967047 244344]		7,602.89	(1,143,819.46)	(1,143,819.46)	
31/05/2021	Debit Interest	2,761.88		(1,146,581.34)	(1,146,581.34)	
21/06/2021	DIRECT DEBIT PAYMENT LOAN INSTALMENT BHSF PTY LTD FROM AC 12-595-6014 [LOAN INSTALMENT TO AC 125967047 244344]		7,602.89	(1,138,978.45)	(1,138,978.45)	
30/06/2021	Debit Interest	2,712.11		(1,141,690.56)	(1,141,690.56)	
30/06/2021	CLOSING BALANCE			(1,141,690.56)	(1,141,690.56)	
		<u>33,287.19</u>	<u>91,234.68</u>			



ANZ CASH INVESTMENT ACCT STATEMENT

STATEMENT NUMBER 27
09 OCTOBER 2020 TO 09 APRIL 2021

HELEN MA P/L
PO BOX 282
STRATHFIELD NSW 2135

WELCOME TO YOUR ANZ ACCOUNT AT A GLANCE

Account Details

SHARE INVESTING LIMITED
STEVEMA S/F

Branch Number (BSB)


012-012

Account Number

4855-06885

Account Descriptor

TRUST ACCOUNT



NEED TO GET IN TOUCH?



ANZ Internet Banking
anz.com

OR



Enquiries: 133350
Lost/Stolen Cards: 1800 033 844

ANZ CASH INVESTMENT ACCT STATEMENT

Account Number 4855-06885

Transaction Details

Please retain this statement for taxation purposes

Date	Transaction Details	Withdrawals (\$)	Deposits (\$)	Balance (\$)
2020				
09 OCT	OPENING BALANCE			0.73
	TOTALS AT END OF PAGE	\$0.00	\$0.00	
	TOTALS AT END OF PERIOD	\$0.00	\$0.00	\$0.73

IMPORTANT INFORMATION

PLEASE CHECK THE ENTRIES AND CALL 13 13 14 REGARDING ANY ERRORS ON THIS STATEMENT.

All entries generated are subject to authorisation and verification and if necessary, adjustments will appear on a later statement.

If you have a complaint or unresolved issue with ANZ's product or service please call our National Feedback Line **1800 805 154** and advise us. Further information in relation to ANZ's dispute resolution process and this product (including details of benefits or fees and charges) is available on request and you can access this information by reviewing the Terms and Conditions, and Fees and Charges brochures which can be found at www.anz.com or by calling **13 13 14**.



ANZ CASH INVESTMENT ACCT STATEMENT

STATEMENT NUMBER 26
09 APRIL 2020 TO 09 OCTOBER 2020

HELEN MA P/L
PO BOX 282
STRATHFIELD NSW 2135

WELCOME TO YOUR ANZ ACCOUNT AT A GLANCE

Account Details

SHARE INVESTING LIMITED
STEVEMA S/F

Branch Number (BSB)


012-012

Account Number

4855-06885

Account Descriptor

TRUST ACCOUNT



NEED TO GET IN TOUCH?



ANZ Internet Banking
anz.com

OR



Enquiries: 133350
Lost/Stolen Cards: 1800 033 844

ANZ CASH INVESTMENT ACCT STATEMENT

Account Number 4855-06885

Transaction Details

Please retain this statement for taxation purposes

Date	Transaction Details	Withdrawals (\$)	Deposits (\$)	Balance (\$)
2020				
09 APR	OPENING BALANCE			0.73
	TOTALS AT END OF PAGE	\$0.00	\$0.00	
	TOTALS AT END OF PERIOD	\$0.00	\$0.00	\$0.73

Update your profile in the ANZ App or ANZ Internet Banking

New mobile number or email address? No worries. You can update your details via Profile in the ANZ App or ANZ Internet Banking. By keeping your details up to date, we can contact you for security purposes (e.g. send you an SMS one-time passcode or verify transactions), or send you account information.

Forgot your password? We've all been there. You can also securely reset your ANZ App PIN or change ANZ Internet Banking password too. It's all in one place – your Profile.

Visit www.anz.com.au/ways-to-bank to learn about how you can manage your money, simply and securely.

Daily cash deposit limit at ANZ ATMs

A daily transaction limit now applies for all cash deposits at ANZ ATMs that accept cash deposits, as previously advised by ANZ in the Australian Financial Review on 20 January 2020.

You can find out the current ATM Cash deposit limit on your account, as well as other options which may be available to make cash deposits into your account by contacting ANZ on 13 13 14.

IMPORTANT INFORMATION

PLEASE CHECK THE ENTRIES AND CALL 13 13 14 REGARDING ANY ERRORS ON THIS STATEMENT.

All entries generated are subject to authorisation and verification and if necessary, adjustments will appear on a later statement.

If you have a complaint or unresolved issue with ANZ's product or service please call our National Feedback Line **1800 805 154** and advise us. Further information in relation to ANZ's dispute resolution process and this product (including details of benefits or fees and charges) is available on request and you can access this information by reviewing the Terms and Conditions, and Fees and Charges brochures which can be found at www.anz.com or by calling **13 13 14**.



ANZ CASH INVESTMENT ACCT STATEMENT

STATEMENT NUMBER 28

09 APRIL 2021 TO 08 OCTOBER 2021

HELEN MA P/L
PO BOX 282
STRATHFIELD NSW 2135

WELCOME TO YOUR ANZ ACCOUNT AT A GLANCE

Account Details

SHARE INVESTING LIMITED
STEVEMA S/F

Branch Number (BSB)


012-012

Account Number

4855-06885

Account Descriptor

TRUST ACCOUNT



NEED TO GET IN TOUCH?



ANZ Internet Banking
anz.com

OR



Enquiries: 133350
Lost/Stolen Cards: 1800 033 844

ANZ CASH INVESTMENT ACCT STATEMENT

Account Number 4855-06885

Transaction Details

Please retain this statement for taxation purposes

Date	Transaction Details	Withdrawals (\$)	Deposits (\$)	Balance (\$)
2021				
09 APR	OPENING BALANCE			0.73
	TOTALS AT END OF PAGE	\$0.00	\$0.00	
	TOTALS AT END OF PERIOD	\$0.00	\$0.00	\$0.73

No transaction fees* for ANZ cardholders across the new atm by Armaguard network

As an ANZ cardholder you can withdraw cash or make a balance enquiry, with no transaction fee* at any atm by Armaguard ATM.

*Terms and conditions apply.

Visit www.anz.com.au/ways-to-bank/atms for further detail and terms and conditions.

IMPORTANT INFORMATION

PLEASE CHECK THE ENTRIES AND CALL 13 13 14 REGARDING ANY ERRORS ON THIS STATEMENT.

All entries generated are subject to authorisation and verification and if necessary, adjustments will appear on a later statement.

If you have a complaint or unresolved issue with ANZ's product or service please call our National Feedback Line **1800 805 154** and advise us. Further information in relation to ANZ's dispute resolution process and this product (including details of benefits or fees and charges) is available on request and you can access this information by reviewing the Terms and Conditions, and Fees and Charges brochures which can be found at www.anz.com or by calling **13 13 14**.



NAB Classic Banking

For further information call 13 22 65 for Personal Accounts or 13 10 12 for Business Accounts.

011/004063



BHSF PTY LTD
168-174 EUSTON ROAD
ALEXANDRIA NSW 2015

Account Balance Summary

Opening balance	\$43,320.74	Cr
Total credits	\$90,000.00	
Total debits	\$46,113.74	
Closing balance	\$87,207.00	Cr

Statement starts 5 June 2021
Statement ends 3 December 2021

Outlet Details

Chatswood
300 Victoria Ave, Chatswood NSW 2067

Account Details

BHSF PTY LIMITED
BSB number 082-201
Account number 12-595-6014

Home Loan Details

BSB 082-201
Account number 12-596-7047

Transaction Details

Date	Particulars	Debits	Credits	Balance
5 Jun 2021	Brought forward			43,320.74 Cr
10 Jun 2021	Prepare Discharge Fee	350.00		
	Discharge Of Mortgage Fee	146.40		42,824.34 Cr
21 Jun 2021	Loan Instalment To A/C 125967047			
	244344.....	7,602.89		35,221.45 Cr
20 Jul 2021	Loan Instalment To A/C 125967047			
	244344.....	7,602.89		27,618.56 Cr
10 Aug 2021	Kwl & Associates Pty 5th Call Option Fee		30,000.00	57,618.56 Cr
20 Aug 2021	Loan Instalment To A/C 125967047			
	244344.....	7,602.89		50,015.67 Cr
13 Sep 2021	Kwl & Associates Pty Release of 6th Call.....		30,000.00	80,015.67 Cr
20 Sep 2021	Loan Instalment To A/C 125967047			
	244344.....	7,602.89		72,412.78 Cr
11 Oct 2021	Kwl & Associates Pty P2656 - Release of 7.....		30,000.00	102,412.78 Cr
20 Oct 2021	Loan Instalment To A/C 125967047			
	244344.....	7,602.89		94,809.89 Cr
22 Nov 2021	Loan Instalment To A/C 125967047			
	244344.....	7,602.89		87,207.00 Cr

337/72/01/004063/S007384/014767

Summary of Government Charges

	From 1 July to date	Last year to 30 June
Government		
Withholding tax	\$0.00	\$0.00
Bank Account Debit (BAD) tax	\$0.00	\$0.00

Bank Accounts Debits (BAD) Tax or State Debits Duty has been abolished for all states & territories effective 1/7/2005. Any amount shown on this statement applies to debits processed on or before 30/06/2005.

For further information on any applicable rebates, fees or government charges, please refer to the NAB's "A Guide to Fees & Charges" booklet. Please retain this statement for taxation purposes

Explanatory Notes

Please check all entries and report any apparent error or possible unauthorised transaction immediately.

We may subsequently adjust debits and credits, which may result in a change to your account balance to accurately reflect the obligations between us.

For information on resolving problems or disputes, contact us on 1800 152 015, or ask at any NAB branch.



NAB CONNECT

Print

TRANSACTION HISTORY

BHSF2122AC047CR913D...
082-201 12-595-6014

AUD 102,121.01 CR
Opening balance as at 01/07/2020

AUD 211,350.07 CR
Closing balance as at 15/01/2021

Date	Narrative Type	Debit	Credit	Running balance
21/12/2020	LOAN INSTALMENT TO A/C 125967047 BHSF PTY LTD TRANSFER DEBIT	7,602.89		211,350.07 CR
21/12/2020	ANNUAL PACKAGE FEE FEES	395.00		218,952.96 CR
20/11/2020	LOAN INSTALMENT TO A/C 125967047 BHSF PTY LTD TRANSFER DEBIT	7,602.89		219,347.96 CR
26/10/2020	INTERNET BPAY PMT 000169630482 TAX OFFICE PAYMENTS TRANSFER DEBIT	6,719.00		226,950.85 CR
20/10/2020	LOAN INSTALMENT TO A/C 125967047 BHSF PTY LTD TRANSFER DEBIT	7,602.89		233,669.85 CR
21/09/2020	LOAN INSTALMENT TO A/C 125967047 BHSF PTY LTD TRANSFER DEBIT	7,602.89		241,272.74 CR
25/08/2020	LOAN INSTALMENT TO A/C 125967047 BHSF PTY LTD TRANSFER DEBIT	7,602.89		248,875.63 CR
24/08/2020	Internet Transfer PYMT-ID 165837545 interestHL47NAB TRANSFER DEBIT	7,614.47		256,478.52 CR
17/08/2020	KWL & ASSOCIATES PTY Release of 3rd Call TRANSFER CREDIT		40,000.00	264,092.99 CR
14/08/2020	KWL & ASSOCIATES PTY Release of 3rd Call TRANSFER CREDIT		80,000.00	224,092.99 CR
13/08/2020	KWL & ASSOCIATES PTY Release of 3rd Call TRANSFER CREDIT		80,000.00	144,092.99 CR
30/07/2020	Helen Ma pl AFT S su164427604 TFna14SMsf2wb01SMs TRANSFER DEBIT	33,014.01		64,092.99 CR
30/07/2020	Helen Ma pl AFT S su164452421 TFRnaSMSF2wpSMSF TRANSFER DEBIT	5,014.01		97,107.00 CR

13 of 13 transactions found for the period 01/07/2020 to 15/01/2021 as at 06:48 PM AEST, Friday 30 April 2021.
Transaction history is provisional until confirmed in a statement of account.

© National Australia Bank Limited.

Use of the information contained on this page is governed by Australian Law and is subject to the disclaimers which can be read on the disclaimer page.



NAB CONNECT

Print

TRANSACTION HISTORY

BHSF PL CQ INTER
082-201 82-553-8913

AUD 9,379.01 CR
Opening balance as at 01/07/2020

AUD 27,684.43 CR
Closing balance as at 15/01/2021

Date	Narrative Type	Debit	Credit	Running balance
15/01/2021	RENT PAYMENT Century 21 The H BHSF Pty Ltd INTER-BANK CREDIT		1,793.85	27,684.43 CR
31/12/2020	RENT PAYMENT Century 21 The H BHSF Pty Ltd INTER-BANK CREDIT		1,793.85	25,890.58 CR
15/12/2020	RENT PAYMENT Century 21 The H BHSF Pty Ltd INTER-BANK CREDIT		2,691.60	24,096.73 CR
30/11/2020	RENT PAYMENT Century 21 The H BHSF Pty Ltd INTER-BANK CREDIT		1,265.33	21,405.13 CR
23/11/2020	INTERNET BPAY PMT 000171334535 The Hills Shre Cncl TRANSFER DEBIT	1,262.00		20,139.80 CR
30/10/2020	RENT PAYMENT Century 21 The H BHSF Pty Ltd INTER-BANK CREDIT		1,793.85	21,401.80 CR
15/10/2020	RENT PAYMENT Century 21 The H BHSF Pty Ltd INTER-BANK CREDIT		858.85	19,607.95 CR
01/10/2020	INTERNET BPAY PMT 000168204142 The Hills Shre Cncl TRANSFER DEBIT	1,264.33		18,749.10 CR
30/09/2020	RENT PAYMENT Century 21 The H BHSF Pty Ltd INTER-BANK CREDIT		1,793.85	20,013.43 CR
15/09/2020	RENT PAYMENT Century 21 The H BHSF Pty Ltd INTER-BANK CREDIT		2,691.60	18,219.58 CR
31/08/2020	ACCOUNT FEES A.K.F. BHSF FEES	20.00		15,527.98 CR
31/08/2020	RENT PAYMENT Century 21 The H BHSF Pty Ltd INTER-BANK CREDIT		1,293.85	15,547.98 CR
24/08/2020	BHSF TRANSFER CREDIT		7,614.47	14,254.13 CR
17/08/2020	RENT PAYMENT Century 21 The H BHSF Pty Ltd INTER-BANK CREDIT		1,718.85	6,639.66 CR
31/07/2020	ACCOUNT FEES A.K.F. BHSF FEES	20.00		4,920.81 CR
31/07/2020	RENT PAYMENT Century 21 The H BHSF Pty Ltd INTER-BANK CREDIT		1,370.84	4,940.81 CR
28/07/2020	HOME LOAN REPAYMENT 20/07/2020 MISCELLANEOUS DEBIT	7,602.89		3,569.97 CR
15/07/2020	RENT PAYMENT Century 21 The H BHSF Pty Ltd INTER-BANK CREDIT		1,793.85	11,172.86 CR

18 of 18 transactions found for the period 01/07/2020 to 15/01/2021 as at 06:42 PM AEST, Friday 30 April 2021.
Transaction history is provisional until confirmed in a statement of account.

© National Australia Bank Limited.

Use of the information contained on this page is governed by Australian Law and is subject to the disclaimers which can be read on the disclaimer page.



Corporate Cheque Account

For further information call 13 22 65 for Personal Accounts or 13 10 12 for Business Accounts.

011/001024



BHSF PTY LTD
168-174 EUSTON ROAD
ALEXANDRIA NSW 2015

Account Balance Summary

Opening balance	\$9,996.99 Cr
Total credits	\$0.00
Total debits	\$280.00
Closing balance	\$9,716.99 Cr

Statement starts 6 May 2021
Statement ends 5 August 2021

Outlet Details

Chatswood
300 Victoria Ave, Chatswood NSW 2067

Account Details

BHSF PTY LTD
BUSINESS CHEQUE ACC
BSB number 082-201
Account number 82-553-8913

Transaction Details

Date	Particulars	Debits	Credits	Balance
6 May 2021	Brought forward			9,996.99 Cr
17 May 2021	Internet Bpay PMT 000182169718 Asic.....	280.00		9,716.99 Cr

Summary of Government Charges

Government	From 1 July to date	Last year to 30 June
Withholding tax	\$0.00	\$0.00
Bank Account Debit (BAD) tax	\$0.00	\$0.00

Bank Accounts Debits (BAD) Tax or State Debits Duty has been abolished for all states & territories effective 1/7/2005. Any amount shown on this statement applies to debits processed on or before 30/06/2005.

For further information on any applicable rebates, fees or government charges, please refer to the NAB's "A Guide to Fees & Charges" booklet. Please retain this statement for taxation purposes

Explanatory Notes

Please check all entries and report any apparent error or possible unauthorised transaction immediately.

We may subsequently adjust debits and credits, which may result in a change to your account balance to accurately reflect the obligations between us.

For information on resolving problems or disputes, contact us on 1800 152 015, or ask at any NAB branch.

21/7/2021/001024/S002422/001843



Transaction Search

Accounts: Westpac Business One Flexi - 204601
(\$4507.8200)

Searched for: all
Search fields:
Type: all
Date Range: 29 Jul 2020 - 17 Nov 2020
Amount Range: -

Date	Account	Description	Debit	Credit
02 Nov 2020	stevema super 032-010 204601	DEPOSIT WESTPAC SECURITI RIM 34072204-00	S	\$21973.05
02 Nov 2020	stevema super 032-010 204601	TRANSACTION FEE	-\$0.50	
30 Oct 2020	stevema super 032-010 204601	INTEREST PAID		\$0.05
26 Oct 2020	stevema super 032-010 204601	DEPOSIT ALEXANDRIA FY21Q1Super		\$6249.88
01 Oct 2020	stevema super 032-010 204601	TRANSACTION FEE	-\$4.50	
30 Sep 2020	stevema super 032-010 204601	INTEREST PAID		\$0.04
21 Sep 2020	stevema super 032-010 204601	DEPOSIT MASCOT CENTRAL NSW		\$135.00
01 Sep 2020	stevema super 032-010 204601	TRANSACTION FEE	-\$1.00	
31 Aug 2020	stevema super 032-010 204601	INTEREST PAID		\$0.04
14 Aug 2020	stevema super 032-010 204601	WITHDRAWAL ONLINE 6852987 BPAY TAX OFFICE fy19STEVEMAINcomeT	-\$126.25	
03 Aug 2020	stevema super 032-010 204601	DEPOSIT ALEXANDRIA FY20Q4SteveSuper		\$3365.32
03 Aug 2020	stevema super 032-010 204601	TRANSACTION FEE	-\$3.50	
31 Jul 2020	stevema super 032-010 204601	INTEREST PAID		\$0.31
30 Jul 2020	stevema super 032-010 204601	DEPOSIT-OSKO PAYMENT 2449316 BHSF PTY LTD TFna14SMsf2wb01SMs		\$33014.01
30 Jul 2020	stevema super 032-010 204601	DEPOSIT-OSKO PAYMENT 2694555 BHSF PTY LTD TFRnaSMSF2wpSMSF		\$5014.01
30 Jul 2020	stevema super 032-010 204601	WITHDRAWAL-OSKO PAYMENT 1674202 R and M advisor Pty Ltd. R&D SSF19, 20fee INV0048	-\$5500.00	
30 Jul 2020	stevema super 032-010 204601	WITHDRAWAL ONLINE 1144388 BPAY ASIC FY20ASICannREVIEW	-\$54.00	
30 Jul 2020	stevema super 032-010 204601	WITHDRAWAL ONLINE 1490809 TFR Classic Plu RTNwbSMSF2wbSMpri	-\$67111.25	

- end of report -

Things you should know

The PDF report will show only those transactions that have been processed and won't include the intraday transactions.



Statement Period
26 June 2020 - 28 July 2020

Westpac Business One Flexi

Account Name
HELEN MA PTY LIMITED ATF STEVEMA
SUPERANNUATION FUND

Customer ID
7458 6315 HELEN MA PTY LIMITED

BSB Account Number
032-010 204 601

Opening Balance	+ \$43,853.09
Total Credits	+ \$0.20
Total Debits	- \$6,724.50
Closing Balance	+ \$37,128.79

INTEREST RATES (PER ANNUM) ON CREDIT BALANCES

Effective Date	\$0 to \$1999	Over \$1999 to \$9999	Over \$9999 to \$19999	Over \$19999 to \$49999
17 Mar 2020	0.01 %	0.01 %	0.01 %	0.01 %

Effective Date	Over \$49999 to \$99999	Over \$99999 to \$249999	Over \$249999 to \$499999	Over \$499999
17 Mar 2020	0.01 %	0.01 %	0.01 %	0.02 %

TRANSACTIONS

Please check all entries on this statement and promptly inform Westpac of any possible error or unauthorised transaction

DATE	TRANSACTION DESCRIPTION	DEBIT	CREDIT	BALANCE
26/06/20	STATEMENT OPENING BALANCE			43,853.09
30/06/20	Interest Paid		0.20	43,853.29
01/07/20	Transaction Fee	5.50		43,847.79
06/07/20	Withdrawal Online 9338435 Bpay Tax Office Atostevemapagy2/4	6,719.00		37,128.79
28/07/20	CLOSING BALANCE			37,128.79

CONVENIENCE AT YOUR FINGERTIPS

Use Online, Mobile or Tablet Banking to pay bills, transfer funds, check your account balances and much more



TRANSACTION FEE SUMMARY

To reconcile your Transaction Fee Summary you may need to refer to transactions listed on your previous statement(s).

Fee(s) charged to account 032-010 20-4601

01 JUL 2020

		Volume	Unit Price	Fee
Total	Electronic Credits	2	\$0.50	\$1.00
\$5.50	Cheques Collected	2	\$1.00	\$2.00
	Branch Deposits	1	\$2.50	\$2.50

ANNUAL INFORMATION FOR THE PERIOD 1 JULY 2019 TO 30 JUNE 2020

For account: 2010/204601

Total interest credited \$2.53

These details are provided for your records and taxation purposes

MORE INFORMATION

Further information in relation to your account, including details of product benefits and applicable fees and charges, is available on request. That information is also contained in the Product Disclosure Statement (PDS) or other disclosure document for your account. For a copy of that document, or if you have any other enquiries, you can call Telephone Banking on 132 032 from Australia or +61 2 9293 9270 from overseas.

The above Closing Balance amount may not be the same as the balance payable to you on closure of your account (the 'termination value'). Details of the termination value can be obtained by calling Telephone Banking on the numbers quoted above. Further information on how to close accounts, including calculation of the termination value, is contained in the Product Disclosure Statement (PDS) booklet or other disclosure document for your account.

We have an internal process for handling and resolving any problem you may have with, or complaints relating to, your account or this product. Information about this process can be found in the Product Disclosure Statement (PDS) or other disclosure document for your account, or you can contact us on 1300 130 467.

Westpac Live



Manage your banking
anytime, anywhere with
Online Banking

Telephone Banking



Call us on 132 032
+61 2 9293 9270 if overseas

Local Branch



Find branches and ATMs at
westpac.com.au/locateus

THANK YOU FOR BANKING WITH WESTPAC



Westpac Business One Flexi

Statement Period
28 June 2021 - 27 August 2021

Account Name
**HELEN MA PTY LIMITED ATF STEVEMA
SUPERANNUATION FUND**

Customer ID
7458 6315 HELEN MA PTY LIMITED

BSB Account Number
032-010 204 601

Opening Balance	+ \$30,794.17
Total Credits	+ \$0.00
Total Debits	- \$19,050.33
Closing Balance	+ \$11,743.84

INTEREST RATES (PER ANNUM) ON CREDIT BALANCES

Effective Date	\$0 to \$1999	Over \$1999 to \$9999	Over \$9999 to \$19999	Over \$19999 to \$49999
13 Nov 2020	0.00 %	0.00 %	0.00 %	0.00 %
Effective Date	Over \$49999 to \$99999	Over \$99999 to \$249999	Over \$249999 to \$499999	Over \$499999
13 Nov 2020	0.00 %	0.00 %	0.00 %	0.00 %

TRANSACTIONS

Please check all entries on this statement and promptly inform Westpac of any possible error or unauthorised transaction

DATE	TRANSACTION DESCRIPTION	DEBIT	CREDIT	BALANCE
28/06/21	STATEMENT OPENING BALANCE			30,794.17
29/07/21	Withdrawal Online 9461450 Bpay The Hills Hillsrate31Aug1st	1,284.83		29,509.34
02/08/21	Transaction Fee	0.50		29,508.84
27/08/21	Withdrawal-Osko Payment 1508334 Best C&s PI Bhsf127Repair2Bestc&spl Bcs050	17,765.00		11,743.84
27/08/21	CLOSING BALANCE			11,743.84

CONVENIENCE AT YOUR FINGERTIPS

Use Online, Mobile or Tablet Banking to pay bills, transfer funds, check your account balances and much more



TRANSACTION FEE SUMMARY

To reconcile your Transaction Fee Summary you may need to refer to transactions listed on your previous statement(s).

Fee(s) charged to account 032-010 20-4601

01 JUL 2021

Total
\$0.00

02 AUG 2021

Total
\$0.50

Electronic Debits

Volume	Unit Price	Fee
1	\$0.50	\$0.50



MORE INFORMATION

Further information in relation to your account, including details of product benefits and applicable fees and charges, is available on request. That information is also contained in the Product Disclosure Statement (PDS) or other disclosure document for your account. For a copy of that document, or if you have any other enquiries, you can call Telephone Banking on 132 032 from Australia or +61 2 9293 9270 from overseas.

The above Closing Balance amount may not be the same as the balance payable to you on closure of your account (the 'termination value'). Details of the termination value can be obtained by calling Telephone Banking on the numbers quoted above. Further information on how to close accounts, including calculation of the termination value, is contained in the Product Disclosure Statement (PDS) booklet or other disclosure document for your account.

We have an internal process for handling and resolving any problem you may have with, or complaints relating to, your account or this product. Information about this process can be found in the Product Disclosure Statement (PDS) or other disclosure document for your account, or you can contact us on 1300 130 467.

Remember, if you have a card, always keep your passcode (PIN) secret - don't tell anyone or let them see it. Never write your passcode on your card or on anything that could be lost or stolen. If you do need to record a reminder, you must make every effort to disguise it. You may be liable for losses if you don't protect your passcode. To help you learn how you can protect your card against unauthorised transactions, you can find more information at westpac.com.au/dispute. If you are a business customer, please go to westpac.com.au/businessdispute

Information for customers that have a Westpac Transaction account for personal use, and have a Commonwealth Concession or Health Care card (Concession card).

The Westpac Choice Concession account is a transaction account designed for Concession card holders and offers no monthly service fees, no outward dishonour fees, no account overdrawn fees and there are no informal overdrafts (except where it is impossible or reasonably impractical for us to prevent your account from being overdrawn).

To be eligible for this account, you must have your government payments paid into the account. There is a limit of one Westpac Choice Concession account per customer, this includes joint account holders. All account holders must be eligible.

If you would like more information or would like to apply for the Westpac Choice Concession account please visit www.westpac.com.au/personal-banking/bank-accounts/transaction/choice/basic/, call 132 032 or visit your local branch.

Before making a decision about any of our products, please read all the terms and conditions available at westpac.com.au and consider whether the product is right for you. Please consider that the features of the Concession account may differ to the features and benefits of your existing account. To view our full range of transaction accounts visit www.westpac.com.au/personal-banking/bank-accounts/transaction/

Westpac Live



**Manage your banking
anytime, anywhere with
Online Banking**

Telephone Banking



**Call us on 132 032
+61 2 9293 9270 if overseas**

Local Branch



**Find branches and ATMs at
westpac.com.au/locateus**

THANK YOU FOR BANKING WITH WESTPAC



Account activity

Westpac DIY Super
Savings Account
032-010 347629

\$570.10

- Account details
- Statements
- Account settings
- Activate card
- Exports and reports

[Advanced search](#)

<u>Date</u> ▼	<u>Description</u>	<u>Debit</u>	<u>Credit</u>	<u>Balance</u> ¹
31 Mar 2020	<u>INTEREST PAID</u>		\$0.03	\$570.10
28 Feb 2020	<u>INTEREST PAID</u>		\$0.04	\$570.07
31 Jan 2020	<u>INTEREST PAID</u>		\$0.04	\$570.03
31 Dec 2019	<u>INTEREST PAID</u>		\$0.04	\$569.99
29 Nov 2019	<u>INTEREST PAID</u>		\$0.04	\$569.95
31 Oct 2019	<u>INTEREST PAID</u>		\$0.06	\$569.91
30 Sep 2019	<u>INTEREST PAID</u>		\$0.07	\$569.85
30 Aug 2019	<u>INTEREST PAID</u>		\$0.06	\$569.78
31 Jul 2019	<u>INTEREST PAID</u>		\$0.12	\$569.72
28 Jun 2019	<u>INTEREST PAID</u>		\$0.19	\$569.60
31 May 2019	<u>INTEREST PAID</u>		\$0.24	\$569.41
30 Apr 2019	<u>INTEREST PAID</u>		\$0.24	\$569.17
29 Mar 2019	<u>INTEREST PAID</u>		\$0.33	\$568.93
28 Feb 2019	<u>INTEREST PAID</u>		\$0.43	\$568.60
31 Jan 2019	<u>INTEREST PAID</u>		\$0.48	\$568.17
31 Dec 2018	<u>INTEREST PAID</u>		\$0.48	\$567.69
30 Nov 2018	<u>INTEREST PAID</u>		\$0.46	\$567.21
31 Oct 2018	<u>INTEREST PAID</u>		\$0.51	\$566.75
28 Sep 2018	<u>INTEREST PAID</u>		\$0.53	\$566.24
31 Aug 2018	<u>INTEREST PAID</u>		\$0.59	\$565.71
31 Jul 2018	<u>INTEREST PAID</u>		\$0.61	\$565.12

<u>Date</u> ▼	<u>Description</u>	<u>Debit</u>	<u>Credit</u>	<u>Balance</u> ¹
29 Jun 2018	<u>INTEREST PAID</u>		\$57.01	\$564.51
5 Jun 2018	<u>WITHDRAWAL ONLINE 1916878 TFR Westpac Bus</u> <u>TFRwpSFsv2wpSFcq</u>	-\$330,029.01		\$507.50
31 May 2018	<u>INTEREST PAID</u>		\$192.48	\$330,536.51
14 May 2018	<u>DEPOSIT ONLINE 2222596 TFR Westpac Business</u> <u>OneTFRwpSPcq2wpSPsv</u>		\$330,001.29	\$330,344.03
30 Apr 2018	<u>INTEREST PAID</u>		\$0.37	\$342.74

[Save as PDF](#) ⓘ**Things you should know**

1. Running balance means the balance in your account, based on the deposits and withdrawals we've recorded on your account at a particular point in time. ↵



Statement Period
31 May 2021 - 30 June 2021

Westpac DIY Super Savings Account

Account Name
HELEN MA PTY LIMITED ATF STEVEMA
SUPERANNUATION FUND

Customer ID
7458 6315 HELEN MA PTY LIMITED

BSB Account Number
032-010 347 629

Opening Balance	+ \$570.10
Total Credits	+ \$0.00
Total Debits	- \$0.00
Closing Balance	+ \$570.10

INTEREST RATES (PER ANNUM) ON CREDIT BALANCES

Effective Date	\$0 to \$9999	Over \$9999 to \$49999	Over \$49999 to \$99999	Over \$99999 to \$499999
17 Mar 2020	0.01 %	0.05 %	0.05 %	0.05 %

Effective Date	Over \$499999
17 Mar 2020	0.05 %

TRANSACTIONS

Please check all entries on this statement and promptly inform Westpac of any possible error or unauthorised transaction

DATE	TRANSACTION DESCRIPTION	DEBIT	CREDIT	BALANCE
31/05/21	STATEMENT OPENING BALANCE			570.10
30/06/21	CLOSING BALANCE			570.10

CONVENIENCE AT YOUR FINGERTIPS

Use Online, Mobile or Tablet Banking to pay bills, transfer funds, check your account balances and much more



MORE INFORMATION

Further information in relation to your account, including details of product benefits and applicable fees and charges, is available on request. That information is also contained in the Product Disclosure Statement (PDS) or other disclosure document for your account. For a copy of that document, or if you have any other enquiries, you can call Telephone Banking on 132 032 from Australia or +61 2 9293 9270 from overseas.

The above Closing Balance amount may not be the same as the balance payable to you on closure of your account (the 'termination value'). Details of the termination value can be obtained by calling Telephone Banking on the numbers quoted above. Further information on how to close accounts, including calculation of the termination value, is contained in the Product Disclosure Statement (PDS) booklet or other disclosure document for your account.

We have an internal process for handling and resolving any problem you may have with, or complaints relating to, your account or this product. Information about this process can be found in the Product Disclosure Statement (PDS) or other disclosure document for your account, or you can contact us on 1300 130 467.

Remember, if you have a card, always keep your passcode (PIN) secret - don't tell anyone or let them see it. Never write your passcode on your card or on anything that could be lost or stolen. If you do need to record a reminder, you must make every effort to disguise it. You may be liable for losses if you don't protect your passcode. To help you learn how you can protect your card against unauthorised transactions, you can find more information at westpac.com.au/dispute. If you are a business customer, please go to westpac.com.au/businessdispute

Information for customers that have a Westpac Transaction account for personal use, and have a Commonwealth Concession or Health Care card (Concession card).

The Westpac Choice Concession account is a transaction account designed for Concession card holders and offers no monthly service fees, no outward dishonour fees, no account overdrawn fees and there are no informal overdrafts (except where it is impossible or reasonably impractical for us to prevent your account from being overdrawn).

To be eligible for this account, you must have your government payments paid into the account. There is a limit of one Westpac Choice Concession account per customer, this includes joint account holders. All account holders must be eligible.

If you would like more information or would like to apply for the Westpac Choice Concession account please visit www.westpac.com.au/personal-banking/bank-accounts/transaction/choice/basic/, call 132 032 or visit your local branch.

Before making a decision about any of our products, please read all the terms and conditions available at westpac.com.au and consider whether the product is right for you. Please consider that the features of the Concession account may differ to the features and benefits of your existing account. To view our full range of transaction accounts visit www.westpac.com.au/personal-banking/bank-accounts/transaction/

Westpac Live



Find out about Online Banking
at westpac.com.au/westpaclive

Telephone Banking



Call us on 132 032
+61 2 9293 9270 if overseas

Local Branch



Find branches and ATMs at
westpac.com.au/locateus

THANK YOU FOR BANKING WITH WESTPAC

62000 - Dividends Receivable

2021 Financial Year

Preparer Steven Lee

Reviewer Sandra Lee

Status Completed

Account Code	Description	CY Balance	LY Balance	Change
BKL.AX	Blackmores Limited	\$48.48	\$45.00	7.73%
RMS.AX	Ramelius Resources Limited	\$30.00	\$10.00	200%
S32.AX	South32 Limited	\$283.44	\$280.36	1.1%
TOTAL		CY Balance	LY Balance	
		\$361.92	\$335.36	

Supporting Documents

- General Ledger [Report](#)
- S32_Payment_Advice_2020_10_08.pdf
- RMS_Payment_Advice_2020_10_02.pdf
- BKL_Payment_Advice_2021_04_12.pdf
- S32_Payment_Advice_2021_04_08.pdf

Standard Checklist

- Review aging of amounts receivable and comment on any delay in payment

Stevema Superannuation Fund

General Ledger

As at 30 June 2021

Transaction Date	Description	Units	Debit	Credit	Balance \$
Dividends Receivable (62000)					
<u>Blackmores Limited (BKL.AX)</u>					
01/07/2020	Opening Balance				45.00 DR
12/04/2021	BKL dividend, not paid		3.48		48.48 DR
			3.48		48.48 DR
<u>Ramelius Resources Limited (RMS.AX)</u>					
01/07/2020	Opening Balance				10.00 DR
02/09/2020	RMS dividend, not paid		20.00		30.00 DR
			20.00		30.00 DR
<u>South32 Limited (S32.AX)</u>					
01/07/2020	Opening Balance				280.36 DR
08/10/2020	S32 dividend, not paid		1.33		281.69 DR
08/04/2021	S32 dividend, not paid		1.75		283.44 DR
			3.08		283.44 DR
Total Debits:	26.56				
Total Credits:	0.00				

000027 000 BKL



HELEN MA PTY LTD
<STEVEMA SUPER FUND A/C>
168-174 EUSTON ROAD
ALEXANDRIA NSW 2015

2021 Interim Dividend

Dear Shareholder,

This payment represents an interim dividend of \$0.29 per share for the half year ended 31 December 2020. This dividend is paid on the shares that are registered in your name and are entitled to participate as at the Record Date of 23 March 2021. This payment is 100% franked at the Corporate Tax Rate of 30%.

Please register at www.computershare.com.au/easyupdate/bkl in order to update your TFN, banking instructions and other details online.

Cecile Cooper
Company Secretary

Class Description	Amount per Security	Number of Securities	Franked Amount	Unfranked Amount	Gross Payment
Ordinary Shares	\$0.29	12	\$3.48	\$0.00	\$3.48
Net Payment					\$3.48
Franking Credit					\$1.49

Please note you have previous payments that remain unrepresented.
To request replacement payments please log in to www.investorcentre.com/au and follow the prompts.

Note: You should retain this statement to assist you in preparing your tax return.

Update your information:

Online:
www.computershare.com.au/easyupdate/bkl

By Mail:
Computershare Investor Services Pty Limited
GPO Box 2975 Melbourne
Victoria 3001 Australia


Enquiries:

(within Australia) 1300 855 080
(international) +61 3 9415 4000

Holder Identification Number (HIN)

HIN WITHHELD

ASX Code	BKL
TFN/ABN Status	Quoted
Record Date	23 March 2021
Payment Date	12 April 2021
Cheque Number	95634



Ramelius Resources Limited

ABN 51 001 717 540

000042 000 RMS



HELEN MA PTY LTD
<STEVEMA SUPER FUND A/C>
168-174 EUSTON ROAD
ALEXANDRIA NSW 2015

2020 FINAL DIVIDEND

Dear Securityholder,

This payment represents the final dividend of 2 cents per share for the year ended 30 June 2020. This dividend is paid on the shares registered in your name and entitled to participate as at the record date of 2 September 2020. This payment is 100% franked at the corporate tax rate of 30%.

Please register at www.computershare.com.au/easyupdate/RMS in order to update your TFN, bank account and other details online.

Richard Jones
Company Secretary

Class Description	Amount per Security	Number of Securities	Franked Amount	Unfranked Amount	Gross Payment
Ordinary Shares	2 cents	1,000	\$20.00	\$0.00	\$20.00
Net Payment					\$20.00
Franking Credit					\$8.57

Note 1: You should retain this statement to assist you in preparing your tax return.

Note 2: If you require your payment to be re-issued, you may be charged an administrative fee which will be deducted from your payment.

PLEASE BANK THIS CHEQUE PROMPTLY

267729_CHQ_AU/000042/000042/i

Update your information:



Online:

www.computershare.com.au/easyupdate/RMS



By Mail:

Computershare Investor Services Pty Limited
GPO Box 2975 Melbourne
Victoria 3001 Australia

Enquiries:

(within Australia) 1300 556 161
(international) +61 3 9415 4000

Holder Identification Number (HIN)

HIN WITHHELD

ASX Code	RMS
TFN/ABN Status	Quoted
Record Date	2 September 2020
Payment Date	2 October 2020
Cheque Number	2760



South32 Limited
ABN 84 093 732 597

000222 010 S32



HELEN MA PTY LTD
<STEVEMA SUPER FUND A/C>
168-174 EUSTON ROAD
ALEXANDRIA NSW 2015

UPDATE YOUR INFORMATION



ONLINE:

www.computershare.com.au/investor



MAIL:

Computershare Investor Services Pty Limited
GPO Box 2975 Melbourne
Victoria 3001 Australia

ENQUIRIES



PHONE:

1800 019 953 (within Australia)
+61 3 9415 4169 (outside Australia)

HOLDER IDENTIFICATION NUMBER (HIN)

HIN WITHHELD

ASX Code:	S32
TFN/ABN Status:	Quoted
Record Date:	11 September 2020
Payment Date:	8 October 2020

2020 FINAL DIVIDEND

This payment represents a final dividend of 1 US cent (equivalent to 1.368903 Australian cents) per share for the full year ended 30 June 2020. This dividend is paid on the Ordinary Shares registered in your name and entitled to participate as at the Record Date of 11 September 2020. All amounts are in Australian Dollars, except where indicated.

The final dividend has been franked at a rate of 100% in Australia. The company tax rate used to determine the franking credit is 30%.

If you would like to provide your TFN/ABN/Exemptions, view any outstanding payments, change payment options or view your shareholding, please visit www.computershare.com.au/investor.

CLASS DESCRIPTION	AMOUNT PER SECURITY	NUMBER OF SECURITIES	FRANKED AMOUNT	UNFRANKED AMOUNT	GROSS PAYMENT
Ordinary Shares	1.368903 cents	97	\$1.33	\$0.00	\$1.33
Net Payment					\$1.33
Franking Credit					\$0.57

Note: You should retain this statement to assist you in preparing your tax return.



IMPORTANT NOTICE REGARDING YOUR PAYMENT

We note that as at the Record Date the Company had not received your direct credit banking instruction. The Company has been unable to effect payment of your dividend entitlement. Your dividend entitlement will be deposited into your nominated account after receipt of your valid direct credit instruction.

To provide your direct credit bank or financial institution account, please visit www.computershare.com.au/investor.

If you have submitted your instruction since the Record Date, we will be banking your dividend entitlement shortly. A further advice will be sent in due course to your registered address to confirm the deposit of that amount.



South32 Limited
ABN 84 093 732 597

000759 000 S32



HELEN MA PTY LTD
<STEVEMA SUPER FUND A/C>
168-174 EUSTON ROAD
ALEXANDRIA NSW 2015

UPDATE YOUR INFORMATION



ONLINE:

www.computershare.com.au/investor



MAIL:

Computershare Investor Services Pty Limited
GPO Box 2975 Melbourne
Victoria 3001 Australia

ENQUIRIES



PHONE:

1800 019 953 (within Australia)
+61 3 9415 4169 (outside Australia)

HOLDER IDENTIFICATION NUMBER (HIN)

HIN WITHHELD

ASX Code:	S32
TFN/ABN Status:	Quoted
Record Date:	12 March 2021
Payment Date:	8 April 2021

2021 INTERIM DIVIDEND

This payment represents an interim dividend of 1.4 US cents (equivalent to 1.808825 Australian cents) per share for the half year ended 31 December 2020. This dividend is paid on the Ordinary Shares registered in your name and entitled to participate as at the Record Date of 12 March 2021. All amounts are in Australian Dollars, except where indicated.

The interim dividend has been franked at a rate of 100% in Australia. The company tax rate used to determine the franking credit is 30%.

If you would like to provide your TFN/ABN/Exemptions, view any outstanding payments, change payment options or view your shareholding, please visit www.computershare.com.au/investor.

CLASS DESCRIPTION	AMOUNT PER SECURITY	NUMBER OF SECURITIES	FRANKED AMOUNT	UNFRANKED AMOUNT	GROSS PAYMENT
Ordinary Shares	1.808825 cents	97	\$1.75	\$0.00	\$1.75
Net Payment					\$1.75
Franking Credit					\$0.75

Note: You should retain this statement to assist you in preparing your tax return.



IMPORTANT NOTICE REGARDING YOUR PAYMENT

We note that as at the Record Date the Share Registry has not received your direct credit banking instruction. The Company has been unable to effect payment of your dividend entitlement. Your dividend entitlement will be deposited into your nominated account after receipt of your valid direct credit instruction.

To provide your direct credit bank or financial institution account, please visit www.computershare.com.au/investor.

If you have submitted your instruction since the Record Date, we will deposit your dividend entitlement shortly. A further advice will be sent in due course to your registered address to confirm the deposit of that amount.

77200 - Real Estate Properties (Australian - Residential)

2021 Financial Year

Preparer Steven Lee

Reviewer Sandra Lee

Status Completed

Account Code	Description	CY Units	CY Balance	LY Units	LY Balance	Change
127ol	127 Old Pitt Town Road, Box Hill NSW, Australia	1.000000	\$5,500,000.00	1.000000	\$5,500,000.00	0%
TOTAL		CY Units	CY Balance	LY Units	LY Balance	
		1.000000	\$5,500,000.00	1.000000	\$5,500,000.00	

Supporting Documents

- Investment Movement Report [Report](#)

Standard Checklist

- Attach copies of Purchase or Sale contracts if property was purchased or disposed of during the year
- Attach copy of current certificate of title.
- Attach current building insurance policy
- Attach Declaration of Trust
- Ensure all Investments are valued correctly at June 30
- Ensure the investment is in accordance with the Fund's investment strategy
- Ensure the investment is in accordance with the SIS Act

Stevema Superannuation Fund

Investment Movement Report

As at 30 June 2021

Investment	Opening Balance		Additions		Disposals			Closing Balance		
	Units	Cost	Units	Cost	Units	Cost	Accounting Profit/(Loss)	Units	Cost	Market Value
Bank Accounts										
ANZ Cash Investment Acct 4855-06885		0.73							0.73	0.73
NAB Classic Banking 12-595-6014		102,121.01		420,013.14		(486,912.70)			35,221.45	35,221.45
NAB Corporate Cheque Account 82-553-8913		9,379.01		32,062.34		(31,724.36)			9,716.99	9,716.99
Westpac Business One Flexi 204 601		43,853.29		1,070,891.38		(1,083,950.50)			30,794.17	30,794.17
Westpac DIY Super Savings Account 347 629		570.10							570.10	570.10
		155,924.14		1,522,966.86		(1,602,587.56)			76,303.44	76,303.44
Real Estate Properties (Australian - Residential)										
127ol - 127 Old Pitt Town Road, Box Hill NSW, Australia	1.00	3,145,097.00						1.00	3,145,097.00	5,500,000.00
		3,145,097.00							3,145,097.00	5,500,000.00
Shares in Listed Companies (Australian)										
AQX.AX - Alice Queen Ltd - Ordinary Fully Paid (formerly Callabonna Uranium Ltd)			300,000.00	9,026.95	(300,000.00)	(9,026.95)	(53.90)		0.00	
AVZ.AX - AVZ Minerals Limited	8,674.00	2,305.00						8,674.00	2,305.00	1,387.84
BKL.AX - Blackmores Limited	12.00	1,512.00						12.00	1,512.00	881.64

Stevema Superannuation Fund

Investment Movement Report

As at 30 June 2021

Investment	Opening Balance		Additions		Disposals			Closing Balance		
	Units	Cost	Units	Cost	Units	Cost	Accounting Profit/(Loss)	Units	Cost	Market Value
BRK.AX - Brookside Energy Limited	157.00	3.00						157.00	3.00	3.61
ENT.AX - Enterprise Metals Limited	10,000.00	2,225.00						10,000.00	2,225.00	160.00
GLA.AX - Gladiator Resources Limited	121,212.00	1,219.00			(109,090.00)			12,122.00	1,219.00	181.83
HHI.AX - Health House International Limited			100.00	45.00				100.00	45.00	14.50
IHL.AX - Incannex Healthcare Limited			6,896.00	992.39				6,896.00	992.39	1,724.00
JAT.AX - Jatenergy Limited	7,229.00	1,527.00						7,229.00	1,527.00	159.04
KRR.AX - King River Resources Limited	10,000.00	597.00						10,000.00	597.00	260.00
KRROB.AX - King River Resources Limited (Option Expiring 31-JUL-2020)	3,334.00	0.00			(3,334.00)	0.00	0.00		0.00	
LON.AX - Longtable Group Limited	3,520.00	3,539.01			(3,520.00)	(3,539.01)			0.00	
LOT.AX - Lotus Resources Limited			390,648.00	50,842.10	(390,648.00)	(50,842.10)	(1,989.15)		0.00	
MBH.AX - Maggie Beer Holdings Ltd			3,520.00	3,539.01				3,520.00	3,539.01	1,372.80
MYX.AX - Mayne Pharma Group Limited	93.00	71.07						93.00	71.07	29.76

Stevema Superannuation Fund

Investment Movement Report

As at 30 June 2021

Investment	Opening Balance		Additions		Disposals			Closing Balance		
	Units	Cost	Units	Cost	Units	Cost	Accounting Profit/(Loss)	Units	Cost	Market Value
PDN.AX - Paladin Energy Ltd	2,727.00	599.62						2,727.00	599.62	1,404.41
PEN.AX - Peninsula Energy Limited	772.00	821.15						772.00	821.15	131.24
PENRC.AX - Peninsula Energy Limited - Rights	1,390.00	0.00			(1,390.00)	0.00	0.00		0.00	
PLS.AX - Pilbara Minerals Limited	945.00	860.93						945.00	860.93	1,370.25
RMS.AX - Ramelius Resources Limited	1,000.00	57.00						1,000.00	57.00	1,695.00
RFG.AX - Retail Food Group Limited	376.00	429.00						376.00	429.00	25.19
RIM.AX - Rimfire Pacific Mining NI	17,286,831.00	234,810.06	1,818,181.00	18,208.76	(19,105,012.00)	(253,018.82)	(75,098.95)		0.00	
S32.AX - South32 Limited	97.00	325.73						97.00	325.73	284.21
VPC.AX - Vpcl Ltd	5,000.00	45.00			(5,000.00)	(45.00)			0.00	
WEB.AX - Webjet Limited	803.00	2,403.77						803.00	2,403.77	3,942.73
	253,350.34	82,654.21				(316,471.88)	(77,142.00)		19,532.67	15,028.05
	3,554,371.48	1,605,621.07				(1,919,059.44)	(77,142.00)		3,240,933.11	5,591,331.49

77600 - Shares in Listed Companies (Australian)

2021 Financial Year

Preparer Steven Lee

Reviewer Sandra Lee

Status Completed

Account Code	Description	CY Units	CY Balance	LY Units	LY Balance	Change
AQX.AX	Alice Queen Ltd - Ordinary Fully Paid (formerly Callabonna Uranium Ltd)	0.000000				0%
AVZ.AX	AVZ Minerals Limited	8674.000000	\$1,387.84	8674.000000	\$451.05	207.69%
BKL.AX	Blackmores Limited	12.000000	\$881.64	12.000000	\$935.40	(5.75)%
BRK.AX	Brookside Energy Limited	157.000000	\$3.61	157.000000	\$0.79	356.96%
ENT.AX	Enterprise Metals Limited	10000.000000	\$160.00	10000.000000	\$130.00	23.08%
GLA.AX	Gladiator Resources Limited	12122.000000	\$181.83	121212.000000	\$121.21	50.01%
HHI.AX	Health House International Limited	100.000000	\$14.50			100%
IHL.AX	Incannex Healthcare Limited	6896.000000	\$1,724.00			100%
JAT.AX	Jatenergy Limited	7229.000000	\$159.04	7229.000000	\$245.79	(35.29)%
KRR.AX	King River Resources Limited	10000.000000	\$260.00	10000.000000	\$320.00	(18.75)%

Account Code	Description	CY Units	CY Balance	LY Units	LY Balance	Change
KRROB.AX	King River Resources Limited (Option Expiring 31-JUL-2020)	0.000000		3334.000000	\$3.33	100%
LON.AX	Longtable Group Limited	0.000000		3520.000000	\$492.80	100%
LOT.AX	Lotus Resources Limited	0.000000				0%
MBH.AX	Maggie Beer Holdings Ltd	3520.000000	\$1,372.80			100%
MYX.AX	Mayne Pharma Group Limited	93.000000	\$29.76	93.000000	\$35.81	(16.89)%
PDN.AX	Paladin Energy Ltd	2727.000000	\$1,404.41	2727.000000	\$272.70	415%
PEN.AX	Peninsula Energy Limited	772.000000	\$131.24	772.000000	\$55.58	136.13%
PENRC.AX	Peninsula Energy Limited - Rights	0.000000		1390.000000	\$1.39	100%
PLS.AX	Pilbara Minerals Limited	945.000000	\$1,370.25	945.000000	\$236.25	480%
RFG.AX	Retail Food Group Limited	376.000000	\$25.19	376.000000	\$26.32	(4.29)%
RIM.AX	Rimfire Pacific Mining NI	0.000000		17286831.000000	\$121,007.82	100%
RMS.AX	Ramelius Resources Limited	1000.000000	\$1,695.00	1000.000000	\$1,990.00	(14.82)%
S32.AX	South32 Limited	97.000000	\$284.21	97.000000	\$197.88	43.63%
VPC.AX	Vpcl Ltd	0.000000		5000.000000	\$20.00	100%

Account Code	Description	CY Units	CY Balance	LY Units	LY Balance	Change
WEB.AX	Webjet Limited	803.000000	\$3,942.73	803.000000	\$2,665.96	47.89%
TOTAL		CY Units	CY Balance	LY Units	LY Balance	
		65523.000000	\$15,028.05	17464172.000000	\$129,210.08	

Supporting Documents

- Balance Review Report [Report](#)
- Investment Movement Report [Report](#)
- FY21 WBC SHARE STEVEMA Holdings Financial Year Summary 30062021.pdf

Standard Checklist

- Attach Balance Review Report
- Attach copies of HIN/SRN or Chess Statements, Broker Statements, Contract Notes Corporate Action documentation and any other relevant Source Documentation
- Attach Investment Movement Report
- Ensure all Investments are valued correctly at June 30
- Ensure the investment is in accordance with the Fund's investment strategy

Stevema Superannuation Fund

Balance Review Report

As at 30 June 2021

Investment Code	Investment Name	Holding Reference	Third Party Data			BGL Ledger	Variance
			Data Feed Provider	Balance Date	Balance Amount	Balance	
60400	Bank Accounts						
ANZ485506885	ANZ Cash Investment Acct 4855-06885					0.73	
NAB125956014	NAB Classic Banking 12-595-6014	082201125956014	BGL Bank Data Service	30/06/2021	\$ 35,221.45	\$ 35,221.45	0.00
NAB825538913	NAB Corporate Cheque Account 82-553-8913	082201825538913	BGL Bank Data Service	30/06/2021	\$ 9,716.99	\$ 9,716.99	0.00
WBC204601	Westpac Business One Flexi 204 601	032010204601	BGL Bank Data Service	30/06/2021	\$ 30,794.17	\$ 30,794.17	0.00
WBC347629	Westpac DIY Super Savings Account 347 629	032010347629	BGL Bank Data Service	30/06/2021	\$ 570.10	\$ 570.10	0.00
77200	Real Estate Properties (Australian - Residential)						
127ol	127 Old Pitt Town Road, Box Hill NSW, Australia					1.0000	
77600	Shares in Listed Companies (Australian)						
AVZ.AX	AVZ Minerals Limited				Verify	8,674.0000	8,674.0000
BKL.AX	Blackmores Limited				Setup	12.0000	12.0000
BRK.AX	Brookside Energy Limited				Verify	157.0000	157.0000
ENT.AX	Enterprise Metals Limited				Verify	10,000.0000	10,000.0000
GLA.AX	Gladiator Resources Limited				Verify	12,122.0000	12,122.0000
HHI.AX	Health House International Limited				Setup	100.0000	100.0000
IHL.AX	Incannex Healthcare Limited				Verify	6,896.0000	6,896.0000
JAT.AX	Jatenergy Limited				Verify	7,229.0000	7,229.0000
KRR.AX	King River Resources Limited				Verify	10,000.0000	10,000.0000
MBH.AX	Maggie Beer Holdings Ltd				Setup	3,520.0000	3,520.0000

Stevema Superannuation Fund

Balance Review Report

As at 30 June 2021

Investment Code	Investment Name	Holding Reference	Third Party Data			BGL Ledger	Variance
			Data Feed Provider	Balance Date	Balance Amount	Balance	
MYX.AX	Mayne Pharma Group Limited				Setup	93.0000	93.0000
PDN.AX	Paladin Energy Ltd				Setup	2,727.0000	2,727.0000
PEN.AX	Peninsula Energy Limited				Setup	772.0000	772.0000
PLS.AX	Pilbara Minerals Limited				Setup	945.0000	945.0000
RMS.AX	Ramelius Resources Limited				Setup	1,000.0000	1,000.0000
RFG.AX	Retail Food Group Limited				Setup	376.0000	376.0000
S32.AX	South32 Limited				Setup	97.0000	97.0000
WEB.AX	Webjet Limited				Setup	803.0000	803.0000
85500	Limited Recourse Borrowing Arrangements						
NAB125967047	NAB Choice Package Offset Home Loan 12-596-7047	082201125967047	BGL Bank Data Service	30/06/2021		\$ -1,141,690.56	0.00

Stevema Superannuation Fund

Investment Movement Report

As at 30 June 2021

Investment	Opening Balance		Additions		Disposals			Closing Balance		
	Units	Cost	Units	Cost	Units	Cost	Accounting Profit/(Loss)	Units	Cost	Market Value
Bank Accounts										
ANZ Cash Investment Acct 4855-06885		0.73							0.73	0.73
NAB Classic Banking 12-595-6014		102,121.01		420,013.14		(486,912.70)			35,221.45	35,221.45
NAB Corporate Cheque Account 82-553-8913		9,379.01		32,062.34		(31,724.36)			9,716.99	9,716.99
Westpac Business One Flexi 204 601		43,853.29		1,070,891.38		(1,083,950.50)			30,794.17	30,794.17
Westpac DIY Super Savings Account 347 629		570.10							570.10	570.10
		155,924.14		1,522,966.86		(1,602,587.56)			76,303.44	76,303.44
Real Estate Properties (Australian - Residential)										
127ol - 127 Old Pitt Town Road, Box Hill NSW, Australia	1.00	3,145,097.00						1.00	3,145,097.00	5,500,000.00
		3,145,097.00							3,145,097.00	5,500,000.00
Shares in Listed Companies (Australian)										
AQX.AX - Alice Queen Ltd - Ordinary Fully Paid (formerly Callabonna Uranium Ltd)			300,000.00	9,026.95	(300,000.00)	(9,026.95)	(53.90)		0.00	
AVZ.AX - AVZ Minerals Limited	8,674.00	2,305.00						8,674.00	2,305.00	1,387.84
BKL.AX - Blackmores Limited	12.00	1,512.00						12.00	1,512.00	881.64

Stevema Superannuation Fund

Investment Movement Report

As at 30 June 2021

Investment	Opening Balance		Additions		Disposals			Closing Balance		
	Units	Cost	Units	Cost	Units	Cost	Accounting Profit/(Loss)	Units	Cost	Market Value
BRK.AX - Brookside Energy Limited	157.00	3.00						157.00	3.00	3.61
ENT.AX - Enterprise Metals Limited	10,000.00	2,225.00						10,000.00	2,225.00	160.00
GLA.AX - Gladiator Resources Limited	121,212.00	1,219.00			(109,090.00)			12,122.00	1,219.00	181.83
HHI.AX - Health House International Limited			100.00	45.00				100.00	45.00	14.50
IHL.AX - Incannex Healthcare Limited			6,896.00	992.39				6,896.00	992.39	1,724.00
JAT.AX - Jatenergy Limited	7,229.00	1,527.00						7,229.00	1,527.00	159.04
KRR.AX - King River Resources Limited	10,000.00	597.00						10,000.00	597.00	260.00
KRROB.AX - King River Resources Limited (Option Expiring 31-JUL-2020)	3,334.00	0.00			(3,334.00)	0.00	0.00		0.00	
LON.AX - Longtable Group Limited	3,520.00	3,539.01			(3,520.00)	(3,539.01)			0.00	
LOT.AX - Lotus Resources Limited			390,648.00	50,842.10	(390,648.00)	(50,842.10)	(1,989.15)		0.00	
MBH.AX - Maggie Beer Holdings Ltd			3,520.00	3,539.01				3,520.00	3,539.01	1,372.80
MYX.AX - Mayne Pharma Group Limited	93.00	71.07						93.00	71.07	29.76

Stevema Superannuation Fund

Investment Movement Report

As at 30 June 2021

Investment	Opening Balance		Additions		Disposals			Closing Balance		
	Units	Cost	Units	Cost	Units	Cost	Accounting Profit/(Loss)	Units	Cost	Market Value
PDN.AX - Paladin Energy Ltd	2,727.00	599.62						2,727.00	599.62	1,404.41
PEN.AX - Peninsula Energy Limited	772.00	821.15						772.00	821.15	131.24
PENRC.AX - Peninsula Energy Limited - Rights	1,390.00	0.00			(1,390.00)	0.00	0.00		0.00	
PLS.AX - Pilbara Minerals Limited	945.00	860.93						945.00	860.93	1,370.25
RMS.AX - Ramelius Resources Limited	1,000.00	57.00						1,000.00	57.00	1,695.00
RFG.AX - Retail Food Group Limited	376.00	429.00						376.00	429.00	25.19
RIM.AX - Rimfire Pacific Mining NI	17,286,831.00	234,810.06	1,818,181.00	18,208.76	(19,105,012.00)	(253,018.82)	(75,098.95)		0.00	
S32.AX - South32 Limited	97.00	325.73						97.00	325.73	284.21
VPC.AX - Vpcl Ltd	5,000.00	45.00			(5,000.00)	(45.00)			0.00	
WEB.AX - Webjet Limited	803.00	2,403.77						803.00	2,403.77	3,942.73
	253,350.34	82,654.21				(316,471.88)	(77,142.00)		19,532.67	15,028.05
	3,554,371.48	1,605,621.07				(1,919,059.44)	(77,142.00)		3,240,933.11	5,591,331.49



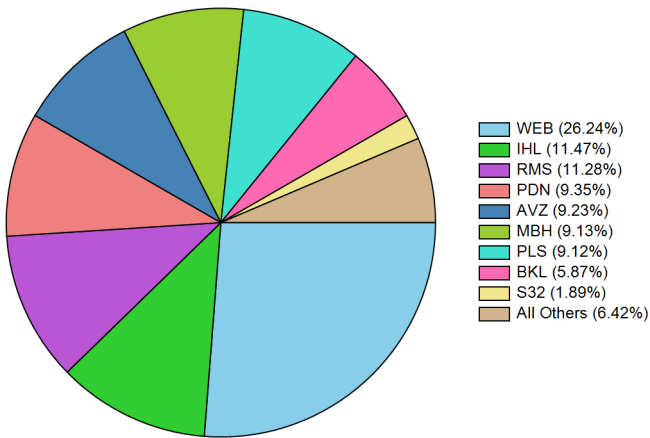
Financial Year Summary

1 JULY 2020 - 30 JUNE 2021

Portfolio Valuation	Account Number	Account Name	Value as at 30 June 2021
Shares	2052535	HELEN MA PTY LTD - <STEVE MA SUPER FUND A/C>	\$15,028.05
TOTAL PORTFOLIO VALUE			\$15,028.05

Allocation as at 30 June 2021

Shares in your portfolio



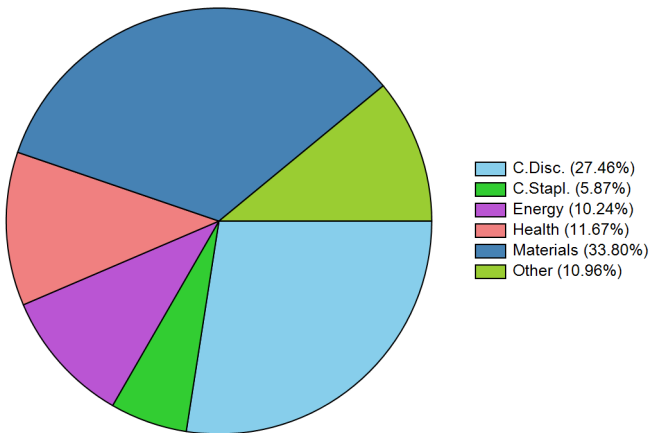
Estimated Interest & Dividends 2020-2021 Financial Year

Est. Franked Dividends	\$26.56
Est. Unfranked Dividends	\$0.00
Est. Franking Credits	\$11.38
Est. Interest Received from Interest Rate Securities	\$0.00
TOTAL INCOME	\$26.56

Fees & Charges 2020-2021 Financial Year

Total Brokerage (inc. GST)	\$431.10
Total Subscriptions (inc. GST)	\$0.00
Other Fees (inc. GST)	Nil
TOTAL FEES & CHARGES	\$431.10

Sectors in your portfolio



DISCLAIMER

This statement relates to Westpac Online Investing share trading activities which are provided through Westpac Securities Limited ABN 39 087 924 221, AFSL 233723 ("Westpac Securities") by Australian Investment Exchange Limited ABN 71 076 515 930, AFSL 241400 ("the Participant"), a participant of the ASX Group and Chi-X Australia. Information contained in this statement is believed to be accurate at the time the statement is generated. Westpac Securities and its related entities do not accept any liability for any errors or omissions contained in this statement, or any responsibility for any action taken in reliance on this statement. This statement is a summary document only and it is not intended to replace any document which contains information that may be required for taxation purposes. It does not constitute tax advice. Although we can give you information about your accounts, we are unable to give you tax advice. If you need more information to complete your tax return, please consult your accountant or tax adviser to obtain professional tax advice. You should retain your CHES statements, dividend statements, confirmation contract notes and bank account statements for income tax purposes. If there are any errors in this statement, please contact us on 13 13 31 (within Australia) or +61 2 8241 0208 (outside Australia), Monday to Friday between 8am and 7pm (AEST).



Portfolio Valuation

30 JUNE 2021

SHARES - 2052535 - HIN 47448212

HELEN MA PTY LTD - <STEVE MA SUPER FUND A/C>

Portfolio	Units	Unit Price	Portfolio Value	% of Portfolio
AVZ - AVZ MINERALS LTD FPO (ORDINARY FULLY PAID)	8,674	\$0.1600	\$1,387.84	9.23%
BKL - BLACKMORES LIMITED FPO (ORDINARY FULLY PAID)	12	\$73.4700	\$881.64	5.87%
BRK - BROOKSIDE ENERGY LTD FPO (ORDINARY FULLY PAID)	157	\$0.0230	\$3.61	0.02%
ENT - ENTERPRISE METALS FPO (ORDINARY FULLY PAID)	10,000	\$0.0160	\$160.00	1.06%
GLA - GLADIATOR RESOURCES FPO (ORDINARY FULLY PAID)	12,122	\$0.0150	\$181.83	1.21%
HHI - HEALTH HOUSE INT LTD FPO (ORDINARY FULLY PAID)	100	\$0.1450	\$14.50	0.10%
IHL - INCANNEX HEALTHCARE FPO (ORDINARY FULLY PAID)	6,896	\$0.2500	\$1,724.00	11.47%
JAT - JATCORP LIMITED FPO (ORDINARY FULLY PAID)	7,229	\$0.0220	\$159.04	1.06%
KRR - KING RIVER RESOURCES FPO (ORDINARY FULLY PAID)	10,000	\$0.0260	\$260.00	1.73%
MBH - MAGGIE BEER HOLDINGS FPO (ORDINARY FULLY PAID)	3,520	\$0.3900	\$1,372.80	9.13%
MYX - MAYNE PHARMA LTD FPO (ORDINARY FULLY PAID)	93	\$0.3200	\$29.76	0.20%
PDN - PALADIN ENERGY LTD FPO (ORDINARY FULLY PAID)	2,727	\$0.5150	\$1,404.41	9.35%
PEN - PENINSULA ENERGY LTD FPO (ORDINARY FULLY PAID)	772	\$0.1700	\$131.24	0.87%
PLS - PILBARA MIN LTD FPO (ORDINARY FULLY PAID)	945	\$1.4500	\$1,370.25	9.12%
RFG - RETAIL FOOD GROUP FPO (ORDINARY FULLY PAID)	376	\$0.0670	\$25.19	0.17%
RMS - RAMELIUS RESOURCES FPO (ORDINARY FULLY PAID)	1,000	\$1.6950	\$1,695.00	11.28%
S32 - SOUTH32 LIMITED FPO (ORDINARY FULLY PAID)	97	\$2.9300	\$284.21	1.89%
WEB - WEBJET LIMITED FPO (ORDINARY FULLY PAID)	803	\$4.9100	\$3,942.73	26.24%
		TOTAL	\$15,028.05	100.00%

DISCLAIMER

This statement relates to Westpac Online Investing share trading activities which are provided through Westpac Securities Limited ABN 39 087 924 221, AFSL 233723 ("Westpac Securities") by Australian Investment Exchange Limited ABN 71 076 515 930, AFSL 241400 ("the Participant"), a participant of the ASX Group and Chi-X Australia. Information contained in this statement is believed to be accurate at the time the statement is generated. Westpac Securities and its related entities do not accept any liability for any errors or omissions contained in this statement, or any responsibility for any action taken in reliance on this statement. This statement is a summary document only and it is not intended to replace any document which contains information that may be required for taxation purposes. It does not constitute tax advice. Although we can give you information about your accounts, we are unable to give you tax advice. If you need more information to complete your tax return, please consult your accountant or tax adviser to obtain professional tax advice. You should retain your CHES statements, dividend statements, confirmation contract notes and bank account statements for income tax purposes. If there are any errors in this statement, please contact us on 13 13 31 (within Australia) or +61 2 8241 0208 (outside Australia), Monday to Friday between 8am and 7pm (AEST).



Transaction Summary

1 JULY 2020 - 30 JUNE 2021

SHARES - 2052535 - HIN 47448212

HELEN MA PTY LTD - <STEVEMA SUPER FUND A/C>

Total Buys and Sells	2020 - 2021 Financial Year
Total Buys (inc. Brokerage + GST)	\$79,070.20
Total Sells (inc. Brokerage + GST)	\$235,745.87

AQX - ALICE QUEEN LTD FPO (ORDINARY FULLY PAID)

Date	Type	Quantity	Unit Price	Trade Value	Brokerage+GST	GST	CNote	Total Value
04-Jan-2021	Sell	-300,000	\$0.0300	-\$9,000.00	\$26.95	\$2.45	34625707	-\$8,973.05
20-Nov-2020	Buy	300,000	\$0.0300	\$9,000.00	\$26.95	\$2.45	34267838	\$9,026.95
Sub Total					\$53.90	\$4.90		\$53.90

IHL - INCANNEX HEALTHCARE FPO (ORDINARY FULLY PAID)

Date	Type	Quantity	Unit Price	Trade Value	Brokerage+GST	GST	CNote	Total Value
26-Nov-2020	Buy	6,896	\$0.1400	\$965.44	\$26.95	\$2.45	34326598	\$992.39
Sub Total					\$26.95	\$2.45		\$992.39

LOT - LOTUS RESOURCES LTD FPO (ORDINARY FULLY PAID)

Date	Type	Quantity	Unit Price	Trade Value	Brokerage+GST	GST	CNote	Total Value
27-Apr-2021	Sell	-390,648	\$0.1252	-\$48,908.75	\$55.80	\$5.07	35688825	-\$48,852.95
01-Apr-2021	Buy	76,145	\$0.1300	\$9,898.85	\$10.88	\$0.99	35505454	\$9,909.73
31-Mar-2021	Buy	314,503	\$0.1300	\$40,885.39	\$46.98	\$4.27	35493759	\$40,932.37
Sub Total					\$113.66	\$10.33		\$1,989.15

RIM - RIMFIRE PACIFIC FPO (ORDINARY FULLY PAID)

Date	Type	Quantity	Unit Price	Trade Value	Brokerage+GST	GST	CNote	Total Value
04-Mar-2021	Sell	-2,000,000	\$0.0100	-\$20,000.00	\$26.95	\$2.45	35250336	-\$19,973.05
19-Feb-2021	Sell	-3,000,000	\$0.0090	-\$27,000.00	\$31.70	\$2.88	35111956	-\$26,968.30
17-Feb-2021	Sell	-3,200,000	\$0.0090	-\$28,800.00	\$33.68	\$3.06	35067291	-\$28,766.32
17-Feb-2021	Sell	-8,905,012	\$0.0090	-\$80,329.51	\$90.36	\$8.21	35067228	-\$80,239.15
01-Dec-2020	Buy	1,550,281	\$0.0100	\$15,502.81	\$0.00	\$0.00	34371304	\$15,502.81
30-Nov-2020	Buy	267,900	\$0.0100	\$2,679.00	\$26.95	\$2.45	34364343	\$2,705.95
29-Oct-2020	Sell	-2,000,000	\$0.0110	-\$22,000.00	\$26.95	\$2.45	34072204	-\$21,973.05
Sub Total					\$236.59	\$21.50		-\$159,711.11

The transaction summary is only able to display information available to us. Transactions regarding corporate actions or stock transfers are not included and can be found on your statements as issued by the company or the share registry. Transactions for Issuer Sponsored holdings placed through alternative Brokers or the Share Registry are also not included in this summary. Links to some of the key share registries can be found below:

Computershare (<http://www.computershare.com/au/Pages/default.aspx>)
Link Market Services (<https://investorcentre.linkmarketservices.com.au/Login.aspx/Login>)
Security Transfer Registrars (<https://www.securitytransfer.com.au/>)
Advanced Share Registry Services (<http://www.advancedshare.com.au/Home.aspx>)

DISCLAIMER

This statement relates to Westpac Online Investing share trading activities which are provided through Westpac Securities Limited ABN 39 087 924 221, AFSL 233723 ("Westpac Securities") by Australian Investment Exchange Limited ABN 71 076 515 930, AFSL 241400 ("the Participant"), a participant of the ASX Group and Chi-X Australia. Information contained in this statement is believed to be accurate at the time the statement is generated. Westpac Securities and its related entities do not accept any liability for any errors or omissions contained in this statement, or any responsibility for any action taken in reliance on this statement. This statement is a summary document only and it is not intended to replace any document which contains information that may be required for taxation purposes. It does not constitute tax advice. Although we can give you information about your accounts, we are unable to give you tax advice. If you need more information to complete your tax return, please consult your accountant or tax adviser to obtain professional tax advice. You should retain your CHESS statements, dividend statements, confirmation contract notes and bank account statements for income tax purposes. If there are any errors in this statement, please contact us on 13 13 31 (within Australia) or +61 2 8241 0208 (outside Australia), Monday to Friday between 8am and 7pm (AEST).



Interest & Estimated Dividend Summary

1 JULY 2020 - 30 JUNE 2021

SHARES - 2052535 - HIN 47448212

HELEN MA PTY LTD - <STEHEMA SUPER FUND A/C>

ESTIMATED DIVIDEND SUMMARY

BKL - BLACKMORES LIMITED FPO (ORDINARY FULLY PAID)

Ex-div date	Payment Date	Type	Dividend per share	Units	Est. Unfranked Amount	Est. Franked Amount	Est. Total Dividend	Est. Franking Credit
22-Mar-2021	12-Apr-2021	Interim	\$0.2900	12	\$0.00	\$3.48	\$3.48	\$1.49
Sub Total					\$0.00	\$3.48	\$3.48	\$1.49

RMS - RAMELIUS RESOURCES FPO (ORDINARY FULLY PAID)

Ex-div date	Payment Date	Type	Dividend per share	Units	Est. Unfranked Amount	Est. Franked Amount	Est. Total Dividend	Est. Franking Credit
01-Sep-2020	02-Oct-2020	Final	\$0.0200	1,000	\$0.00	\$20.00	\$20.00	\$8.57
Sub Total					\$0.00	\$20.00	\$20.00	\$8.57

S32 - SOUTH32 LIMITED FPO (ORDINARY FULLY PAID)

Ex-div date	Payment Date	Type	Dividend per share	Units	Est. Unfranked Amount	Est. Franked Amount	Est. Total Dividend	Est. Franking Credit
11-Mar-2021	08-Apr-2021	Interim	\$0.0181	97	\$0.00	\$1.75	\$1.75	\$0.75
10-Sep-2020	08-Oct-2020	Final	\$0.0137	97	\$0.00	\$1.33	\$1.33	\$0.57
Sub Total					\$0.00	\$3.08	\$3.08	\$1.32
TOTAL					\$0.00	\$26.56	\$26.56	\$11.38

ESTIMATED INTEREST RECEIVED

There are no transactions on this account for the given period.

TOTAL	\$0.00
--------------	---------------

(1) This is an estimate prepared by AUSIEX based upon units that you hold in accordance with our records. Your actual entitlement will be determined by whether or not a company's share registry shows you as owning shares at the relevant record dates. Amounts that may have been withheld for failing to provide your tax file number to your share registries are not disclosed on this report.

Dividends are estimated by AUSIEX based on the total registered Units held on the Record Date of the dividend. The following fields are estimated in accordance with the calculations outlined below:

- (a) Units = Total registered units of security held on the Record Date of the dividend
- (b) Est. Unfranked Amount = Units X Dividend per security X Unfranked %
- (c) Est. Franked Amount = Units X Dividend per security X Franked %
- (d) Est. Franking Credit = (Est. Franked Amount X company tax rate)/(100 - company tax rate)
- (e) Est. Total Dividend = Units x Dividend per security

(2) If you have total franking credit amounts greater than \$5,000, in order to be eligible to claim the benefit of the franking credit, you must have held the security for at least 45 consecutive days, not including date of purchase and date of sale. Where the 45 day holding requirement has not been satisfied, the holding period rule (also known as the 45 day rule) may apply to deny the franking credits attached to the dividend received in respect of the particular security. If you have bought shares in the special 2 day trading period that is available after a company's shares go "ex-dividend" then you may not be entitled to franking credits on these shares. If that situation applies to you please speak to your tax adviser.

Please refer to your dividend statement provided by the Share Registry for any foreign tax credits you may be entitled to and breakdown of any trust distribution you may have received.

For details of the components of your ASX listed trust distributions you will need to refer to the Annual Tax Statement issued by the trust manager.

DISCLAIMER

This statement relates to Westpac Online Investing share trading activities which are provided through Westpac Securities Limited ABN 39 087 924 221, AFSL 233723 ("Westpac Securities") by Australian Investment Exchange Limited ABN 71 076 515 930, AFSL 241400 ("the Participant"), a participant of the ASX Group and Chi-X Australia. Information contained in this statement is believed to be accurate at the time the statement is generated. Westpac Securities and its related entities do not accept any liability for any errors or omissions contained in this statement, or any responsibility for any action taken in reliance on this statement. This statement is a summary document only and it is not intended to replace any document which contains information that may be required for taxation purposes. It does not constitute tax advice. Although we can give you information about your accounts, we are unable to give you tax advice. If you need more information to complete your tax return, please consult your accountant or tax adviser to obtain professional tax advice. You should retain your CHESS statements, dividend statements, confirmation contract notes and bank account statements for income tax purposes. If there are any errors in this statement, please contact us on 13 13 31 (within Australia) or +61 2 8241 0208 (outside Australia), Monday to Friday between 8am and 7pm (AEST).

GLOSSARY	
Units	The number of registered securities that you own.
Unit Price	The Portfolio Valuation 'Unit Price' is calculated using a 'Reference' Price provided by the ASX which takes into account an adjustment to determine value at Close of Market if the Security does not trade in the Closing Single Price Auction on the Valuation Date. The Unit Price in the Transaction Summary is the average price paid for each unit of stock as detailed in your contract note.
Brokerage	The fee or charge that is paid by you when transacting a buy or sell.
Holder Identification Number (HIN)	When you are CHESS sponsored with a Broker you will be issued a unique number, called a HIN. Multiple holdings can be registered under the single HIN. A HIN starts with the letter X and usually followed by 10 numbers, e.g. X0001234567.
Dividend	A dividend is a payment made to shareholders from the company. This payment is a portion of the company's profits. ASX listed companies typically pay dividends twice a year, usually as an 'interim' dividend and a 'final dividend'. From time to time, a company may also pay a 'special' dividend.
Ex-dividend date	The ex-dividend date occurs two business days before the company's Record Date. To be entitled to a dividend a shareholder must have purchased the shares before the ex-dividend date. If you purchase shares on or after that date, the previous owner of the shares (and not you) is entitled to the dividend.
Interim dividend	A dividend paid during a year representing a return based on the previous six months' financial performance and the outlook for the future.
Final dividend	A dividend paid during a year representing a return based on the previous twelve months' financial performance.
Special dividend	A dividend paid by the company outside typical recurring (interim and final) dividend cycle.
Record date	The record date is the date the share registries use in determining who is entitled to a dividend or entitlement associated with a security. Those who held the security in the company and were on the register on the record date are eligible for the entitlement.
Payment date	The date on which a declared dividend is scheduled to be paid.
Unfranked dividend	Dividends which do not carry a franking credit.
Franked dividend	Franked dividends are paid to security holders out of profits on which the company has already paid tax.
Franking /Imputation Credit	A franking credit is your share of tax paid by a company on the profits from which your dividend are paid. They are also known as Imputation Credits.
Total subscriptions	Total subscriptions can include, but are not limited to: Trader Pro fees, Morningstar research subscription fees and trading alerts.
Other fees	Other fees can include, but are not limited to: Off market transfer fees, conditional trading fees (added as brokerage), rejection fees, early and late settlement fees, fail fees, SRN query, rebooking fees, cheque payment fee or cheque dishonour fees and the printing and posting of contract notes.
Corporate action (CA)	Any action initiated by the company or corporation, for the purpose of giving an entitlement to shareholders.

85000 - Income Tax Payable/Refundable

2021 Financial Year

Preparer Steven Lee

Reviewer Sandra Lee

Status Rework Required

Account Code	Description	CY Balance	LY Balance	Change
85000	Income Tax Payable/Refundable	(\$2,682.62)	\$27,019.73	(109.93)%
TOTAL		CY Balance	LY Balance	
		(\$2,682.62)	\$27,019.73	

Supporting Documents

- Statement of Taxable Income [Report](#)
- Tax Reconciliation Report [Report](#)
- Exempt Pension Reconciliation [Report](#)
- Non Deductible Expense Reconciliation [Report](#)
- ATO Integrated.pdf
- ZA13400641154 - Certificate.pdf
- ATO Income Tax.pdf

Standard Checklist

- Attach Actuarial Certificate (if applicable)
- Attach any other Tax reconciliations
- Attach copy of Exempt Pension Reconciliation (if applicable)
- Attach copy of Non Deductible Expense Reconciliation (if applicable)
- Attach copy of Statement of Taxable Income
- Attach copy of Tax Reconciliation Report
- Confirm Transactions in ATO Portal

Stevema Superannuation Fund

Exempt Current Pension Income Reconciliation

For The Period 01 July 2020 - 30 June 2021

	Date	Account Code	Account Description	Taxable Amount	Actuary/Pool %	Exempt Amount
Label A						
Final calculations 01 July 2020 - 30 June 2021			Net Capital Gains	68,152.31	31.97 %	21,788.20
Segment - 01 July 2020 to 30 June 2021						
Label B						
	15/07/2020	28000/127ol	127 Old Pitt Town Road, Box Hill NSW,	1,793.85		
	31/07/2020	28000/127ol	127 Old Pitt Town Road, Box Hill NSW,	1,370.84		
	17/08/2020	28000/127ol	127 Old Pitt Town Road, Box Hill NSW,	1,718.85		
	31/08/2020	28000/127ol	127 Old Pitt Town Road, Box Hill NSW,	1,293.85		
	15/09/2020	28000/127ol	127 Old Pitt Town Road, Box Hill NSW,	2,691.60		
	30/09/2020	28000/127ol	127 Old Pitt Town Road, Box Hill NSW,	1,793.85		
	15/10/2020	28000/127ol	127 Old Pitt Town Road, Box Hill NSW,	858.85		
	30/10/2020	28000/127ol	127 Old Pitt Town Road, Box Hill NSW,	1,793.85		
	30/11/2020	28000/127ol	127 Old Pitt Town Road, Box Hill NSW,	1,265.33		
	15/12/2020	28000/127ol	127 Old Pitt Town Road, Box Hill NSW,	2,691.60		
	31/12/2020	28000/127ol	127 Old Pitt Town Road, Box Hill NSW,	1,793.85		
	15/01/2021	28000/127ol	127 Old Pitt Town Road, Box Hill NSW,	1,793.85		
	29/01/2021	28000/127ol	127 Old Pitt Town Road, Box Hill NSW,	1,793.85		
	15/02/2021	28000/127ol	127 Old Pitt Town Road, Box Hill NSW,	1,793.85		
	30/06/2021	28000/127ol	127 Old Pitt Town Road, Box Hill NSW,	5,870.13		
			Total	30,318.00	31.970 %	9,692.67
Label C						
	31/07/2020	25000/WBC204601	Westpac Business One Flexi 204 601	0.31		
	31/08/2020	25000/WBC204601	Westpac Business One Flexi 204 601	0.04		

Stevema Superannuation Fund

Exempt Current Pension Income Reconciliation

For The Period 01 July 2020 - 30 June 2021

	Date	Account Code	Account Description	Taxable Amount	Actuary/Pool %	Exempt Amount
Label C						
	30/09/2020	25000/WBC204601	Westpac Business One Flexi 204 601	0.04		
	30/10/2020	25000/WBC204601	Westpac Business One Flexi 204 601	0.05		
	30/11/2020	25000/WBC204601	Westpac Business One Flexi 204 601	0.11		
			Total	0.55	31.970 %	0.18
Label K						
	02/09/2020	23900/RMS.AX	Ramelius Resources Limited	20.00		
	08/10/2020	23900/S32.AX	South32 Limited	1.33		
	08/04/2021	23900/S32.AX	South32 Limited	1.75		
	12/04/2021	23900/BKL.AX	Blackmores Limited	3.48		
			Total	26.56	31.970 %	8.50
Label L						
	02/09/2020	23900/RMS.AX	Ramelius Resources Limited	8.57		
	08/10/2020	23900/S32.AX	South32 Limited	0.57		
	08/04/2021	23900/S32.AX	South32 Limited	0.75		
	12/04/2021	23900/BKL.AX	Blackmores Limited	1.49		
			Total	11.38	31.970 %	3.64
					Total Segment ECPI *	9,704.99

Stevema Superannuation Fund

Exempt Current Pension Income Reconciliation

For The Period 01 July 2020 - 30 June 2021

Date	Account Code	Account Description	Taxable Amount	Actuary/Pool %	Exempt Amount
				SMSF Annual Return Rounding	2.19
				Total ECPI	31,491.00

* Total Segment ECPI does not include ECPI amounts from Label A. The total ECPI from Label A is shown separately at the start of the report.

Stevema Superannuation Fund

Pension Non Deductible Expense Report

For The Period 01 July 2020 - 30 June 2021

	Date	Account Code	Account Description	Amount	Expense %	Deductible	Non Deductible
Segment - 01 July 2020 to 30 June 2021							
Label M1							
			Tax Losses Deducted Label M1	29,674.00			
			Total	29,674.00	0 %	29,674.00	0.00
Label A							
	29/01/2021	42010/127ol	127 Old Pitt Town Road, Box Hill NSW, Australia	2,282.97			
	31/05/2021	42010/127ol	127 Old Pitt Town Road, Box Hill NSW, Australia	2,761.88			
	30/09/2020	42010/127ol	127 Old Pitt Town Road, Box Hill NSW, Australia	2,881.00			
	30/04/2021	42010/127ol	127 Old Pitt Town Road, Box Hill NSW, Australia	2,379.15			
	31/12/2020	42010/127ol	127 Old Pitt Town Road, Box Hill NSW, Australia	2,834.80			
	31/08/2020	42010/127ol	127 Old Pitt Town Road, Box Hill NSW, Australia	3,237.63			
	31/03/2021	42010/127ol	127 Old Pitt Town Road, Box Hill NSW, Australia	2,610.01			
	30/11/2020	42010/127ol	127 Old Pitt Town Road, Box Hill NSW, Australia	3,016.50			
	30/10/2020	42010/127ol	127 Old Pitt Town Road, Box Hill NSW, Australia	2,892.55			
	26/02/2021	42010/127ol	127 Old Pitt Town Road, Box Hill NSW, Australia	2,209.49			
	30/06/2021	42010/127ol	127 Old Pitt Town Road, Box Hill NSW, Australia	2,712.11			
	31/07/2020	42010/127ol	127 Old Pitt Town Road, Box Hill NSW, Australia	3,469.10			
			Total	33,287.19	31.968 %	22,645.93	10,641.26

Label H

Stevema Superannuation Fund

Pension Non Deductible Expense Report

For The Period 01 July 2020 - 30 June 2021

	Date	Account Code	Account Description	Amount	Expense %	Deductible	Non Deductible
Label H							
	30/07/2020	30700	Auditor's Remuneration	450.00			
			Total	450.00	6.071 %	422.68	27.32

Label I							
	27/04/2021	41960/127ol	127 Old Pitt Town Road, Box Hill NSW, Australia	1,262.00			
	30/06/2021	42060/127ol	127 Old Pitt Town Road, Box Hill NSW, Australia	3,707.88			
	23/11/2020	41960/127ol	127 Old Pitt Town Road, Box Hill NSW, Australia	1,262.00			
	30/06/2021	41930/127ol	127 Old Pitt Town Road, Box Hill NSW, Australia	1,644.50			
	06/05/2021	42060/127ol	127 Old Pitt Town Road, Box Hill NSW, Australia	355.00			
	21/09/2020	42110/127ol	127 Old Pitt Town Road, Box Hill NSW, Australia	(135.00)			
	01/10/2020	41960/127ol	127 Old Pitt Town Road, Box Hill NSW, Australia	1,264.33			
	22/02/2021	41960/127ol	127 Old Pitt Town Road, Box Hill NSW, Australia	1,262.00			
	30/06/2021	42110/127ol	127 Old Pitt Town Road, Box Hill NSW, Australia	493.00			
	28/04/2021	42110/127ol	127 Old Pitt Town Road, Box Hill NSW, Australia	418.00			
	30/06/2021	41930/127ol	127 Old Pitt Town Road, Box Hill NSW, Australia	24.75			
	24/02/2021	42110/127ol	127 Old Pitt Town Road, Box Hill NSW, Australia	(120.00)			
	18/02/2021	42110/127ol	127 Old Pitt Town Road, Box Hill NSW, Australia	3,300.00			
			Total	14,738.46	31.968 %	10,026.86	4,711.60

Label J

Stevema Superannuation Fund

Pension Non Deductible Expense Report

For The Period 01 July 2020 - 30 June 2021

	Date	Account Code	Account Description	Amount	Expense %	Deductible	Non Deductible
Label J							
	01/07/2020	31500	Bank Charges	5.50			
	01/02/2021	31500	Bank Charges	1.00			
	21/12/2020	31500	Bank Charges	395.00			
	31/08/2020	31500	Bank Charges	20.00			
	01/10/2020	31500	Bank Charges	4.50			
	01/09/2020	31500	Bank Charges	1.00			
	01/04/2021	31500	Bank Charges	1.00			
	10/06/2021	31500	Bank Charges	350.00			
	02/11/2020	31500	Bank Charges	0.50			
	10/06/2021	31500	Bank Charges	146.40			
	03/05/2021	31500	Bank Charges	3.50			
	01/06/2021	31500	Bank Charges	3.00			
	17/05/2021	30800	ASIC Fees	280.00			
	04/01/2021	31500	Bank Charges	1.00			
	30/07/2020	30100	Accountancy Fees	5,050.00			
	01/03/2021	31500	Bank Charges	6.50			
	01/12/2020	31500	Bank Charges	1.50			
	30/07/2020	30800	ASIC Fees	54.00			
	31/07/2020	31500	Bank Charges	20.00			
	03/08/2020	31500	Bank Charges	3.50			
			Total	6,347.90	6.071 %	5,962.54	385.36

Stevema Superannuation Fund

Pension Non Deductible Expense Report

For The Period 01 July 2020 - 30 June 2021

	Date	Account Code	Account Description	Amount	Expense %	Deductible	Non Deductible
Label J							
	14/08/2020	30400	ATO Supervisory Levy	259.00			
	03/05/2021	30400	ATO Supervisory Levy	259.00			
			Total	518.00	0.000 %	518.00	0.00
					Label Total	6,480.54	385.36
					Total Segment Expenses	69,250.01	15,765.54
					Total Expenses *	69,250.01	15,765.54

* General expense percentage - 6.071 %

* Investment expense percentage - 31.968 %

Stevema Superannuation Fund

Statement of Taxable Income

For the year ended 30 June 2021

	2021
	\$
Benefits accrued as a result of operations	(18,232.59)
Less	
Non Taxable Transfer In	400,014.02
Increase in MV of investments	119,635.64
Exempt current pension income	31,491.00
Tax Losses Deducted	29,674.00
Realised Accounting Capital Gains	(77,142.00)
Accounting Trust Distributions	444,195.98
	<hr/> 947,868.64
Add	
Other Non Deductible Expenses	7,432.40
SMSF non deductible expenses	15,764.00
Pension Payments	36,980.00
Franking Credits	11.38
Net Capital Gains	68,152.00
Benefits Paid/Transfers Out	855,719.31
	<hr/> 984,059.09
SMSF Annual Return Rounding	2.14
	<hr/> 17,960.00
Taxable Income or Loss	<hr/> 17,960.00
Income Tax on Taxable Income or Loss	2,694.00
Less	
Franking Credits	11.38
	<hr/>
CURRENT TAX OR REFUND	<hr/> 2,682.62
Supervisory Levy	259.00
	<hr/>
AMOUNT DUE OR REFUNDABLE	<hr/> 2,941.62

Stevema Superannuation Fund

Tax Reconciliation Report

For the year ended 30 June 2021

Tax Return Label	Date	Account Code	Account Name	Amount \$
A - Net capital gain				
				68,152.31
Sub-Total				68,152.31
Ignore Cents				0.31
Total				68,152.00
B - Income - Gross rent and other leasing and hiring income				
	15/07/2020	28000/127ol	127 Old Pitt Town Road, Box Hill NSW, Australia	1,793.85
	31/07/2020	28000/127ol	127 Old Pitt Town Road, Box Hill NSW, Australia	1,370.84
	17/08/2020	28000/127ol	127 Old Pitt Town Road, Box Hill NSW, Australia	1,718.85
	31/08/2020	28000/127ol	127 Old Pitt Town Road, Box Hill NSW, Australia	1,293.85
	15/09/2020	28000/127ol	127 Old Pitt Town Road, Box Hill NSW, Australia	2,691.60
	30/09/2020	28000/127ol	127 Old Pitt Town Road, Box Hill NSW, Australia	1,793.85
	15/10/2020	28000/127ol	127 Old Pitt Town Road, Box Hill NSW, Australia	858.85
	30/10/2020	28000/127ol	127 Old Pitt Town Road, Box Hill NSW, Australia	1,793.85
	30/11/2020	28000/127ol	127 Old Pitt Town Road, Box Hill NSW, Australia	1,265.33
	15/12/2020	28000/127ol	127 Old Pitt Town Road, Box Hill NSW, Australia	2,691.60
	31/12/2020	28000/127ol	127 Old Pitt Town Road, Box Hill NSW, Australia	1,793.85
	15/01/2021	28000/127ol	127 Old Pitt Town Road, Box Hill NSW, Australia	1,793.85
	29/01/2021	28000/127ol	127 Old Pitt Town Road, Box Hill NSW, Australia	1,793.85
	15/02/2021	28000/127ol	127 Old Pitt Town Road, Box Hill NSW, Australia	1,793.85
	30/06/2021	28000/127ol	127 Old Pitt Town Road, Box Hill NSW, Australia	5,870.13
Sub-Total				30,318.00
Ignore Cents				0.00
Total				30,318.00
C - Income - Gross interest				
	31/07/2020	25000/WBC204601	Westpac Business One Flexi 204 601	0.31
	31/08/2020	25000/WBC204601	Westpac Business One Flexi 204 601	0.04
	30/09/2020	25000/WBC204601	Westpac Business One Flexi 204 601	0.04
	30/10/2020	25000/WBC204601	Westpac Business One Flexi 204 601	0.05
	30/11/2020	25000/WBC204601	Westpac Business One Flexi 204 601	0.11
Sub-Total				0.55
Ignore Cents				0.55
Total				0.00
K - Franked dividend amount				
	02/09/2020	23900/RMS.AX	Ramelius Resources Limited	20.00
	08/10/2020	23900/S32.AX	South32 Limited	1.33
	08/04/2021	23900/S32.AX	South32 Limited	1.75

Stevema Superannuation Fund

Tax Reconciliation Report

For the year ended 30 June 2021

Tax Return Label	Date	Account Code	Account Name	Amount \$
K - Franked dividend amount				
	12/04/2021	23900/BKL.AX	Blackmores Limited	3.48
Sub-Total				26.56
Ignore Cents				0.56
Total				26.00
L - Income - Dividend franking credit				
	02/09/2020	23900/RMS.AX	Ramelius Resources Limited	8.57
	08/10/2020	23900/S32.AX	South32 Limited	0.57
	08/04/2021	23900/S32.AX	South32 Limited	0.75
	12/04/2021	23900/BKL.AX	Blackmores Limited	1.49
Sub-Total				11.38
Ignore Cents				0.38
Total				11.00
R1 - Assessable employer contributions				
	03/08/2020	24200/MASEUN00002A	(Contributions) Ma, Seungjin Steve - Accumulation (Accumulation)	3,365.32
	26/10/2020	24200/MASEUN00002A	(Contributions) Ma, Seungjin Steve - Accumulation (Accumulation)	6,249.88
	28/01/2021	24200/MASEUN00002A	(Contributions) Ma, Seungjin Steve - Accumulation (Accumulation)	6,249.88
	15/03/2021	24200/MASEUN00002A	(Contributions) Ma, Seungjin Steve - Accumulation (Accumulation)	4,326.84
Sub-Total				20,191.92
Ignore Cents				0.92
Total				20,191.00
R - Assessable contributions (R1 plus R2 plus R3 less R6)				
			Assessable employer contributions	20,191.92
Sub-Total				20,191.92
Ignore Cents				0.92
Total				20,191.00
W - GROSS INCOME (Sum of labels A to U)				
				118,698.00
Sub-Total				118,698.00
Ignore Cents				0.00
Total				118,698.00
Y - Income - Exempt current pension income				
				31,491.00
Sub-Total				31,491.00
Ignore Cents				0.00
Total				31,491.00
V - TOTAL ASSESSABLE INCOME (W less Y)				
				87,207.00

Stevema Superannuation Fund

Tax Reconciliation Report

For the year ended 30 June 2021

Tax Return Label	Date	Account Code	Account Name	Amount \$
V - TOTAL ASSESSABLE INCOME (W less Y)				
Sub-Total				87,207.00
Ignore Cents				0.00
Total				87,207.00
A1 - Expenses - Interest expenses within Australia				
	31/07/2020	42010/127ol	127 Old Pitt Town Road, Box Hill NSW, Australia	2,360.10
	31/08/2020	42010/127ol	127 Old Pitt Town Road, Box Hill NSW, Australia	2,202.62
	30/09/2020	42010/127ol	127 Old Pitt Town Road, Box Hill NSW, Australia	1,960.00
	30/10/2020	42010/127ol	127 Old Pitt Town Road, Box Hill NSW, Australia	1,967.86
	30/11/2020	42010/127ol	127 Old Pitt Town Road, Box Hill NSW, Australia	2,052.19
	31/12/2020	42010/127ol	127 Old Pitt Town Road, Box Hill NSW, Australia	1,928.57
	29/01/2021	42010/127ol	127 Old Pitt Town Road, Box Hill NSW, Australia	1,553.15
	26/02/2021	42010/127ol	127 Old Pitt Town Road, Box Hill NSW, Australia	1,503.16
	31/03/2021	42010/127ol	127 Old Pitt Town Road, Box Hill NSW, Australia	1,775.64
	30/04/2021	42010/127ol	127 Old Pitt Town Road, Box Hill NSW, Australia	1,618.58
	31/05/2021	42010/127ol	127 Old Pitt Town Road, Box Hill NSW, Australia	1,878.96
	30/06/2021	42010/127ol	127 Old Pitt Town Road, Box Hill NSW, Australia	1,845.10
Sub-Total				22,645.94
Ignore Cents				0.94
Total				22,645.00
A2 - Expenses - Interest expenses within Australia non deductible				
	31/07/2020	42010/127ol	127 Old Pitt Town Road, Box Hill NSW, Australia	1,109.00
	31/08/2020	42010/127ol	127 Old Pitt Town Road, Box Hill NSW, Australia	1,035.01
	30/09/2020	42010/127ol	127 Old Pitt Town Road, Box Hill NSW, Australia	921.00
	30/10/2020	42010/127ol	127 Old Pitt Town Road, Box Hill NSW, Australia	924.69
	30/11/2020	42010/127ol	127 Old Pitt Town Road, Box Hill NSW, Australia	964.31
	31/12/2020	42010/127ol	127 Old Pitt Town Road, Box Hill NSW, Australia	906.23
	29/01/2021	42010/127ol	127 Old Pitt Town Road, Box Hill NSW, Australia	729.82
	26/02/2021	42010/127ol	127 Old Pitt Town Road, Box Hill NSW, Australia	706.33
	31/03/2021	42010/127ol	127 Old Pitt Town Road, Box Hill NSW, Australia	834.37
	30/04/2021	42010/127ol	127 Old Pitt Town Road, Box Hill NSW, Australia	760.57
	31/05/2021	42010/127ol	127 Old Pitt Town Road, Box Hill NSW, Australia	882.92
	30/06/2021	42010/127ol	127 Old Pitt Town Road, Box Hill NSW, Australia	867.01

Stevema Superannuation Fund

Tax Reconciliation Report

For the year ended 30 June 2021

Tax Return Label	Date	Account Code	Account Name	Amount \$
A2 - Expenses - Interest expenses within Australia non deductible				
Sub-Total				10,641.25
Ignore Cents				0.25
Total				10,641.00
H1 - Expenses - SMSF auditor fee				
	30/07/2020	30700	Auditor's Remuneration	422.68
Sub-Total				422.68
Ignore Cents				0.68
Total				422.00
H2 - Expenses - SMSF auditor fee non deductible				
	30/07/2020	30700	Auditor's Remuneration	27.32
Sub-Total				27.32
Ignore Cents				0.32
Total				27.00
I1 - Expenses - Investment expenses				
	30/06/2021	41930/127ol	127 Old Pitt Town Road, Box Hill NSW, Australia	1,118.79
	30/06/2021	41930/127ol	127 Old Pitt Town Road, Box Hill NSW, Australia	16.84
	01/10/2020	41960/127ol	127 Old Pitt Town Road, Box Hill NSW, Australia	860.15
	23/11/2020	41960/127ol	127 Old Pitt Town Road, Box Hill NSW, Australia	858.56
	22/02/2021	41960/127ol	127 Old Pitt Town Road, Box Hill NSW, Australia	858.56
	27/04/2021	41960/127ol	127 Old Pitt Town Road, Box Hill NSW, Australia	858.56
	06/05/2021	42060/127ol	127 Old Pitt Town Road, Box Hill NSW, Australia	241.51
	30/06/2021	42060/127ol	127 Old Pitt Town Road, Box Hill NSW, Australia	2,522.54
	21/09/2020	42110/127ol	127 Old Pitt Town Road, Box Hill NSW, Australia	(91.84)
	18/02/2021	42110/127ol	127 Old Pitt Town Road, Box Hill NSW, Australia	2,245.06
	24/02/2021	42110/127ol	127 Old Pitt Town Road, Box Hill NSW, Australia	(81.64)
	28/04/2021	42110/127ol	127 Old Pitt Town Road, Box Hill NSW, Australia	284.37
	30/06/2021	42110/127ol	127 Old Pitt Town Road, Box Hill NSW, Australia	335.40
Sub-Total				10,026.87
Ignore Cents				0.87
Total				10,026.00
I2 - Expenses - Investment expenses non deductible				
	30/06/2021	41930/127ol	127 Old Pitt Town Road, Box Hill NSW, Australia	525.71
	30/06/2021	41930/127ol	127 Old Pitt Town Road, Box Hill NSW, Australia	7.91
	01/10/2020	41960/127ol	127 Old Pitt Town Road, Box Hill NSW, Australia	404.18
	23/11/2020	41960/127ol	127 Old Pitt Town Road, Box Hill	403.44

Stevema Superannuation Fund

Tax Reconciliation Report

For the year ended 30 June 2021

Tax Return Label	Date	Account Code	Account Name	Amount \$
I2 - Expenses - Investment expenses non deductible				
			NSW, Australia	
	22/02/2021	41960/127ol	127 Old Pitt Town Road, Box Hill NSW, Australia	403.44
	27/04/2021	41960/127ol	127 Old Pitt Town Road, Box Hill NSW, Australia	403.44
	06/05/2021	42060/127ol	127 Old Pitt Town Road, Box Hill NSW, Australia	113.49
	30/06/2021	42060/127ol	127 Old Pitt Town Road, Box Hill NSW, Australia	1,185.34
	21/09/2020	42110/127ol	127 Old Pitt Town Road, Box Hill NSW, Australia	(43.16)
	18/02/2021	42110/127ol	127 Old Pitt Town Road, Box Hill NSW, Australia	1,054.94
	24/02/2021	42110/127ol	127 Old Pitt Town Road, Box Hill NSW, Australia	(38.36)
	28/04/2021	42110/127ol	127 Old Pitt Town Road, Box Hill NSW, Australia	133.63
	30/06/2021	42110/127ol	127 Old Pitt Town Road, Box Hill NSW, Australia	157.60
Sub-Total				4,711.59
Ignore Cents				0.59
Total				4,711.00
J1 - Expenses - Management and administration expenses				
	01/07/2020	31500	Bank Charges	5.17
	30/07/2020	30800	ASIC Fees	50.72
	30/07/2020	30100	Accountancy Fees	4,743.41
	31/07/2020	31500	Bank Charges	18.79
	03/08/2020	31500	Bank Charges	3.29
	31/08/2020	31500	Bank Charges	18.79
	01/09/2020	31500	Bank Charges	0.94
	01/10/2020	31500	Bank Charges	4.23
	02/11/2020	31500	Bank Charges	0.47
	01/12/2020	31500	Bank Charges	1.41
	21/12/2020	31500	Bank Charges	371.02
	04/01/2021	31500	Bank Charges	0.94
	01/02/2021	31500	Bank Charges	0.94
	01/03/2021	31500	Bank Charges	6.11
	01/04/2021	31500	Bank Charges	0.94
	03/05/2021	31500	Bank Charges	3.29
	17/05/2021	30800	ASIC Fees	263.00
	01/06/2021	31500	Bank Charges	2.82
	10/06/2021	31500	Bank Charges	328.75
	10/06/2021	31500	Bank Charges	137.51
	14/08/2020	30400	ATO Supervisory Levy	259.00
	03/05/2021	30400	ATO Supervisory Levy	259.00
Sub-Total				6,480.52
Ignore Cents				0.52
Total				6,480.00

Stevema Superannuation Fund

Tax Reconciliation Report

For the year ended 30 June 2021

Tax Return Label	Date	Account Code	Account Name	Amount \$
J2 - Expenses - Management and administration expenses non deductible				
	01/07/2020	31500	Bank Charges	0.33
	30/07/2020	30800	ASIC Fees	3.28
	30/07/2020	30100	Accountancy Fees	306.59
	31/07/2020	31500	Bank Charges	1.21
	03/08/2020	31500	Bank Charges	0.21
	31/08/2020	31500	Bank Charges	1.21
	01/09/2020	31500	Bank Charges	0.06
	01/10/2020	31500	Bank Charges	0.27
	02/11/2020	31500	Bank Charges	0.03
	01/12/2020	31500	Bank Charges	0.09
	21/12/2020	31500	Bank Charges	23.98
	04/01/2021	31500	Bank Charges	0.06
	01/02/2021	31500	Bank Charges	0.06
	01/03/2021	31500	Bank Charges	0.39
	01/04/2021	31500	Bank Charges	0.06
	03/05/2021	31500	Bank Charges	0.21
	17/05/2021	30800	ASIC Fees	17.00
	01/06/2021	31500	Bank Charges	0.18
	10/06/2021	31500	Bank Charges	21.25
	10/06/2021	31500	Bank Charges	8.89
Sub-Total				385.38
Ignore Cents				0.38
Total				385.00
M1 - Expenses - Tax losses deducted				
				29,674.00
Sub-Total				29,674.00
Ignore Cents				0.00
Total				29,674.00
N - TOTAL DEDUCTIONS				
				69,247.00
Sub-Total				69,247.00
Ignore Cents				0.00
Total				69,247.00
Y - TOTAL NON DEDUCTIBLE EXPENSES				
				15,764.00
Sub-Total				15,764.00
Ignore Cents				0.00
Total				15,764.00
O - TAXABLE INCOME OR LOSS				
				17,960.00

Stevema Superannuation Fund

Tax Reconciliation Report

For the year ended 30 June 2021

Tax Return Label	Date	Account Code	Account Name	Amount \$
O - TAXABLE INCOME OR LOSS				
Sub-Total				17,960.00
Ignore Cents				0.00
Total				17,960.00
Z - TOTAL SMSF EXPENSES				
				85,011.00
Sub-Total				85,011.00
Ignore Cents				0.00
Total				85,011.00
A - Taxable income				
				17,960.00
Sub-Total				17,960.00
Ignore Cents				0.00
Total				17,960.00
T1 - Tax on taxable income				
				2,694.00
Sub-Total				2,694.00
Ignore Cents				0.00
Total				2,694.00
B - Gross Tax				
				2,694.00
Sub-Total				2,694.00
Ignore Cents				0.00
Total				2,694.00
T2 - SUBTOTAL				
				2,694.00
Sub-Total				2,694.00
Ignore Cents				0.00
Total				2,694.00
T3 - SUBTOTAL 2				
				2,694.00
Sub-Total				2,694.00
Ignore Cents				0.00
Total				2,694.00
E1 - Complying fund's franking credits tax offset				
	02/09/2020	23900/RMS.AX	Ramelius Resources Limited	8.57
	08/10/2020	23900/S32.AX	South32 Limited	0.57
	08/04/2021	23900/S32.AX	South32 Limited	0.75
	12/04/2021	23900/BKL.AX	Blackmores Limited	1.49

Stevema Superannuation Fund Tax Reconciliation Report

For the year ended 30 June 2021

Tax Return Label	Date	Account Code	Account Name	Amount \$
E1 - Complying fund's franking credits tax offset				
Sub-Total				11.38
Ignore Cents				0.00
Total				11.38
E - Refundable tax offsets				
				11.38
Sub-Total				11.38
Ignore Cents				0.00
Total				11.38
T5 - TAX PAYABLE				
				2,682.62
Sub-Total				2,682.62
Ignore Cents				0.00
Total				2,682.62
L - Supervisory levy				
				259.00
Sub-Total				259.00
Ignore Cents				0.00
Total				259.00
S - AMOUNT DUE OR REFUNDABLE				
				2,941.62
Sub-Total				2,941.62
Ignore Cents				0.00
Total				2,941.62



Income tax 551

Date generated	07/09/2021
Overdue	\$0.00
Not yet due	\$0.00
Balance	\$0.00

Transactions

9 results found - from **07 September 2019** to **07 September 2021** sorted by **processed date** ordered **newest to oldest**

Processed date	Effective date	Description	Debit (DR)	Credit (CR)	Balance
28 Apr 2021	3 May 2021	EFT refund for Income Tax for the period from 01 Jul 19 to 30 Jun 20	\$26,627.98		\$0.00
28 Apr 2021	28 Apr 2021	Tax return Self Man Superfund - Income Tax for the period from 01 Jul 19 to 30 Jun 20		\$26,627.98	\$26,627.98 CR
17 Aug 2020	17 Aug 2020	General interest charge			\$0.00
17 Aug 2020	14 Aug 2020	Payment received		\$126.25	\$0.00
17 Aug 2020	1 Jul 2020	General interest charge			\$126.25 DR
13 Aug 2020	30 Jun 2020	Tax return Self Man Superfund - Income Tax for the period from 01 Jul 18 to 30 Jun 19	\$126.25		\$126.25 DR
10 Sep 2019	10 Sep 2019	General interest charge			\$0.00
10 Sep 2019	9 Sep 2019	Payment received		\$259.00	\$0.00
10 Sep 2019	1 Jul 2019	General interest charge			\$259.00 DR



Activity statement 001

Date generated	07/09/2021
Overdue	\$0.00
Not yet due	\$0.00
Balance	\$0.00

Transactions

14 results found - from **07 September 2019** to **07 September 2021** sorted by **processed date** ordered **newest to oldest**

Processed date	Effective date	Description	Debit (DR)	Credit (CR)	Balance
27 Oct 2020	27 Oct 2020	General interest charge			\$0.00
27 Oct 2020	26 Oct 2020	Payment received		\$6,719.00	\$0.00
3 Aug 2020	3 Aug 2020	General interest charge			\$6,719.00 DR
2 Aug 2020	28 Jul 2020	Original Activity Statement for the period ending 30 Jun 20 - PAYG Instalments	\$6,719.00		\$6,719.00 DR
7 Jul 2020	7 Jul 2020	General interest charge			\$0.00
7 Jul 2020	6 Jul 2020	Payment received		\$6,719.00	\$0.00
1 Jun 2020	1 May 2020	General interest charge			\$6,719.00 DR
10 May 2020	28 Apr 2020	Original Activity Statement for the period ending 31 Mar 20 - PAYG Instalments	\$6,719.00		\$6,719.00 DR
8 Apr 2020	8 Apr 2020	General interest charge			\$0.00
8 Apr 2020	7 Apr 2020	Payment received		\$13,438.00	\$0.00
1 Apr 2020	1 Apr 2020	General interest charge			\$13,438.00 DR
1 Mar 2020	28 Feb 2020	Original Activity Statement for the period ending 31 Dec 19 - PAYG Instalments	\$6,719.00		\$13,438.00 DR

Processed date	Effective date	Description	Debit (DR)	Credit (CR)	Balance
14 Dec 2019	30 Nov 2019	General interest charge			\$6,719.00 DR
8 Dec 2019	28 Oct 2019	Original Activity Statement for the period ending 30 Sep 19 - PAYG Instalments	\$6,719.00		\$6,719.00 DR

3 June 2022

The Trustee
Stevema Superannuation Fund

Dear Trustee,

**Subject: Actuarial Certificate – Tax Exempt Percentage for the 2020/21 year
Stevema Superannuation Fund**

Thank you for requesting this actuarial certificate from Verus SMSF Actuaries.

Results

We calculate that the tax exempt percentage for Stevema Superannuation Fund in the 2020/21 financial year is **31.97%**.

More Information

Further details regarding this actuarial certificate are contained in the appendices, including:

- Appendix 1: Data Summary
- Appendix 2: Detailed Results
- Appendix 3: Further Information

Note that the results in this certificate are based on the information provided to us. If there are any material changes to the information provided, please contact us, as the results may need to be updated.

If you would like to discuss any aspect of this actuarial certificate, please don't hesitate to contact us.

Yours sincerely,



Alfred Au, B.Com, LL.B. (Hons), FIAA
Consulting Actuary

Verus Reference Number: ZA13400641154

Appendix 1 - Data Summary

Fund Details

Fund Name	Stevema Superannuation Fund
Name of Trustee	Helen Ma Pty Limited
Tax Year for Actuarial Certificate	2020/21
ABN of Fund	97 936 368 717

Member Details

Members' Names	Seungjin Steve Ma
	Hyeok Helen Ma

Financial Details

	Amount (\$)
Opening Balance at 1 July 2020	4,284,260.75
Concessional Contributions	20,191.92
Non-concessional Contributions	0.00
Rollovers-in	400,014.02
Rollovers-out	0.00
Lump Sum and Pension Benefits Paid	900,131.71
Other Net Income	404,199.47
Closing Balance at 30 June 2021	4,208,534.45

We understand that the Fund's financial statements have not been audited at the time this certificate has been prepared.

Segregation

The Fund did not have any segregated current pension assets during the financial year.

Appendix 2 - Detailed Results

Tax Exempt Percentage

This actuarial certificate has been prepared to provide the tax exempt percentage applying to Stevema Superannuation Fund for the 2020/21 financial year.

During the 2020/21 financial year, the Fund contained only member accounts in accumulation phase and account based pensions. Therefore no assumptions about future inflation, investment returns or discount rates have been required to calculate the tax exempt percentage. Only data regarding the Fund’s balances in accumulation phase and the Fund’s balances in retirement phase plus details of transactions within, to and from the Fund during the year have been provided for this calculation.

Using the data supplied, we have calculated the tax exempt percentage based on the ratio below:

$$\frac{\text{Average value of current pension liabilities}}{\text{Average value of superannuation liabilities}}$$

$$= \$1,349,784 / \$4,222,688$$

$$= 31.97\%$$

The values for the current pension liabilities and the superannuation liabilities shown above are time weighted average balances over the financial year. Segregated current pension assets and segregated non-current assets (if any) have been excluded from the values shown above.

Member Breakdown

To assist you, we have also calculated the breakdown of the tax exempt percentage between the Fund’s members, as follows:

Member Name	Tax Exempt Percentage	Taxable Percentage
Seungjin Steve Ma	31.97%	66.67%
Hyeok Helen Ma	0.00%	1.36%
Reserve	0.00%	0.00%
Total	31.97%	68.03%

This breakdown between members is not required for the Fund’s tax return, but may assist in other ways, for example with allocating the Fund’s tax liabilities between members.

Appendix 3 - Further Information

Actuarial Standards

This actuarial certificate has been prepared in accordance with Professional Standard 406 of the Institute of Actuaries of Australia.

Other Comments

We have been informed by the trustee and/or their advisors that the relevant pension liabilities meet the requirements to be considered a retirement phase superannuation income stream. We have relied upon this information in preparing this actuarial certificate.

As required under Professional Standard 406, we are satisfied that the value of particular liabilities of the Fund at a particular time as set out in this certificate is the amount of the Fund's assets, together with any future contributions in respect of the benefits concerned and expected earnings on the assets and contributions after that time, that would provide the amount required to discharge those liabilities as they fall due.

Requirement for and Use of Actuarial Certification

This actuarial certificate is required so that the Fund can claim an exemption from tax on the investment income derived from the unsegregated assets supporting members' balances that are in retirement phase. The certificate should be obtained before the Fund submits its tax return. It does not need to be submitted with the Fund's tax return, but should be retained in the Fund's records.

An actuarial certificate is required for a Fund that has been partly in retirement phase and partly in accumulation phase during the year and which is not applying the segregated method throughout the year. Therefore an actuarial certificate is not required if:

- The Fund was entirely in accumulation phase for the whole of the tax year; or
- The Fund was entirely in retirement phase for the whole of the tax year; or
- The Fund's retirement phase assets and accumulation phase assets were fully segregated throughout the tax year.

The tax exempt percentage should be applied to the Fund's assessable income (excluding any non-arm's length income, concessional contributions and any income derived from segregated assets) to determine how much income is exempt from tax.

85500 - Limited Recourse Borrowing Arrangements

2021 Financial Year

Preparer Steven Lee

Reviewer Sandra Lee

Status Completed

Account Code	Description	CY Balance	LY Balance	Change
NAB125967047	NAB Choice Package Offset Home Loan 12-596-7047	(\$1,141,690.56)	(\$1,199,638.05)	(4.83)%
TOTAL		CY Balance	LY Balance	
		(\$1,141,690.56)	(\$1,199,638.05)	

Supporting Documents

- General Ledger [Report](#)
- FY21 NAB BHSF 7047 SNT 20 20210604-statement.pdf [NAB125967047](#)
- FY21 NAB BHSF 7047 SNT 19 20201204-statement (3).pdf [NAB125967047](#)
- FY21 NAB BHSF 7047 20210531_20210720 Transaction history - NAB Connect.pdf [NAB125967047](#)

Standard Checklist

- Attach Bank Statements, Loan statements and Loan Agreements
- Attach Security/Holding Trust deed
- Copy of bare trust agreement

Stevema Superannuation Fund

General Ledger

As at 30 June 2021

Transaction Date	Description	Units	Debit	Credit	Balance \$
Limited Recourse Borrowing Arrangements (85500)					
<u>NAB Choice Package Offset Home Loan 12-596-7047 (NAB125967047)</u>					
01/07/2020	Opening Balance				1,199,638.05 CR
28/07/2020	REPAYMENT MISCELLANEOUS CREDIT [HOME LOAN REPAYMENT 20/07/2020 MISCELLANEOUS DEBIT]		7,602.89		1,192,035.16 CR
31/07/2020	INTEREST CHARGED INTEREST CHARGED			3,469.10	1,195,504.26 CR
25/08/2020	LOAN INSTALMENT TO A/C 125967047 BHSF PTY LTD TRANSFER DEBIT [LOAN INSTALMENT BHSF PTY LTD FROM A/C 12-595-6014 MISCELLANEOUS CREDIT]		7,602.89		1,187,901.37 CR
31/08/2020	INTEREST CHARGED INTEREST CHARGED			3,237.63	1,191,139.00 CR
21/09/2020	LOAN INSTALMENT TO A/C 125967047 BHSF PTY LTD TRANSFER DEBIT [LOAN INSTALMENT BHSF PTY LTD FROM A/C 12-595-6014 MISCELLANEOUS CREDIT]		7,602.89		1,183,536.11 CR
30/09/2020	INTEREST CHARGED INTEREST CHARGED			2,881.00	1,186,417.11 CR
20/10/2020	LOAN INSTALMENT TO A/C 125967047 BHSF PTY LTD TRANSFER DEBIT [LOAN INSTALMENT BHSF PTY LTD FROM A/C 12-595-6014 MISCELLANEOUS CREDIT]		7,602.89		1,178,814.22 CR
30/10/2020	INTEREST CHARGED INTEREST CHARGED			2,892.55	1,181,706.77 CR
20/11/2020	LOAN INSTALMENT TO A/C 125967047 BHSF PTY LTD TRANSFER DEBIT [LOAN INSTALMENT BHSF PTY LTD FROM A/C 12-595-6014 MISCELLANEOUS CREDIT]		7,602.89		1,174,103.88 CR
30/11/2020	INTEREST CHARGED INTEREST CHARGED			3,016.50	1,177,120.38 CR
21/12/2020	LOAN INSTALMENT TO A/C 125967047 BHSF PTY LTD TRANSFER DEBIT [LOAN INSTALMENT BHSF PTY LTD FROM A/C 12-595-6014 MISCELLANEOUS CREDIT]		7,602.89		1,169,517.49 CR
31/12/2020	INTEREST CHARGED INTEREST CHARGED			2,834.80	1,172,352.29 CR
20/01/2021	LOAN INSTALMENT TO AC 125967047 244344 [DIRECT DEBIT PAYMENT LOAN INSTALMENT BHSF PTY LTD FROM AC 12-595-6014]		7,602.89		1,164,749.40 CR
29/01/2021	Debit Interest			2,282.97	1,167,032.37 CR
22/02/2021	LOAN INSTALMENT TO AC 125967047 244344 [DIRECT DEBIT PAYMENT LOAN INSTALMENT BHSF PTY LTD FROM AC 12-595-6014]		7,602.89		1,159,429.48 CR
26/02/2021	Debit Interest			2,209.49	1,161,638.97 CR
22/03/2021	DIRECT DEBIT PAYMENT LOAN INSTALMENT BHSF PTY LTD FROM AC 12-595-6014 [LOAN INSTALMENT TO AC 125967047 244344]		7,602.89		1,154,036.08 CR
31/03/2021	Debit Interest			2,610.01	1,156,646.09 CR
20/04/2021	LOAN INSTALMENT TO AC 125967047 244344 [DIRECT DEBIT PAYMENT LOAN INSTALMENT BHSF PTY LTD FROM AC 12-595-6014]		7,602.89		1,149,043.20 CR
30/04/2021	Debit Interest			2,379.15	1,151,422.35 CR
20/05/2021	DIRECT DEBIT PAYMENT LOAN INSTALMENT BHSF PTY LTD FROM AC 12-595-6014 [LOAN INSTALMENT TO AC 125967047 244344]		7,602.89		1,143,819.46 CR
31/05/2021	Debit Interest			2,761.88	1,146,581.34 CR
21/06/2021	DIRECT DEBIT PAYMENT LOAN INSTALMENT BHSF PTY LTD FROM AC		7,602.89		1,138,978.45 CR

Stevema Superannuation Fund

General Ledger

As at 30 June 2021

Transaction Date	Description	Units	Debit	Credit	Balance \$
30/06/2021	12-595-6014 [LOAN INSTALMENT TO AC 125967047 244344] Debit Interest			2,712.11	1,141,690.56 CR
			91,234.68	33,287.19	1,141,690.56 CR

Total Debits: 91,234.68

Total Credits: 33,287.19



NAB Choice Package Home Loan

For further information call 13 22 65 for Personal Accounts or 13 10 12 for Business Accounts.

011/006567



BHSF PTY LTD
168-174 EUSTON ROAD
ALEXANDRIA NSW 2015

Account Balance Summary

Opening balance	\$1,177,120.38	Dr
Total credits	\$45,617.34	
Total debits	\$15,078.30	
Closing balance	\$1,146,581.34	Dr

Statement starts 5 December 2020

Statement ends 4 June 2021

Available Redraw \$0.00

Outlet Details

Chatswood
300 Victoria Ave, Chatswood NSW 2067

Account Details

BHSF PTY LIMITED
BSB number 082-201
Account number 12-596-7047

Offset Account Details

BSB 082-201
Account number 12-595-6014
Interest saved this financial year \$5,799.44

Transaction Details

Date	Particulars	Debits	Credits	Balance
5 Dec 2020	Brought forward			1,177,120.38 Dr
7 Dec 2020	Please Note Your Current Debit Interest Rate Is 3.72%			1,177,120.38 Dr
21 Dec 2020	Loan Instalment Bhsf Pty Ltd From A/C 12-595-6014		7,602.89	1,169,517.49 Dr
22 Dec 2020	Please Note From 21 Dec 2020 Your Debit Int Rate Is 2.99% It's a condition of your loan that you maintain insurance on the mortgaged property at all times for at least the full replacement value of the property. Please confirm with your insurer that your policy adequately protects your property. For more information on property insurance go to www.moneysmart.gov.au			1,169,517.49 Dr
31 Dec 2020	By Depositing Your Savings In A Linked 100% Offset Account You Have Reduced Your Monthly Interest By: \$642.59 Debit Interest This Financial Year To Date \$18,331.58 Interest Charged	2,834.80		1,172,352.29 Dr
20 Jan 2021	Loan Instalment Bhsf Pty Ltd From A/C 12-595-6014		7,602.89	1,164,749.40 Dr
29 Jan 2021	By Depositing Your Savings In A Linked 100% Offset Account You Have Reduced Your Monthly Interest By: \$496.48 Debit Interest This Financial Year To Date \$20,614.55 Interest Charged	2,282.97		1,167,032.37 Dr
22 Feb 2021	Loan Instalment Bhsf Pty Ltd From A/C 12-595-6014		7,602.89	1,159,429.48 Dr
26 Feb 2021	By Depositing Your Savings In A Linked 100% Offset Account You Have Reduced Your Monthly Interest By: \$464.84 Debit Interest This Financial Year To Date \$22,824.04 Interest Charged	2,209.49		1,161,638.97 Dr
22 Mar 2021	Loan Instalment Bhsf Pty Ltd From A/C 12-595-6014		7,602.89	1,154,036.08 Dr
31 Mar 2021	By Depositing Your Savings In A Linked 100% Offset Account Carried forward			1,154,036.08 Dr

Transaction Details (continued)

Date	Particulars	Debits	Credits	Balance
	Brought forward			1,154,036.08 Dr
	You Have Reduced Your Monthly Interest By: \$524.62			
	Debit Interest This Financial Year To Date \$25,434.05			
	Interest Charged	2,610.01		1,156,646.09 Dr
20 Apr 2021	Loan Instalment Bhsf Pty Ltd			
	From A/C 12-595-6014		7,602.89	1,149,043.20 Dr
30 Apr 2021	By Depositing Your Savings In A Linked 100% Offset Account			
	You Have Reduced Your Monthly Interest By: \$457.11			
	Debit Interest This Financial Year To Date \$27,813.20			
	Interest Charged	2,379.15		1,151,422.35 Dr
20 May 2021	Loan Instalment Bhsf Pty Ltd			
	From A/C 12-595-6014		7,602.89	1,143,819.46 Dr
31 May 2021	By Depositing Your Savings In A Linked 100% Offset Account			
	You Have Reduced Your Monthly Interest By: \$155.24			
	Debit Interest This Financial Year To Date \$30,575.08			
	Interest Charged	2,761.88		1,146,581.34 Dr

Summary of Government Charges

	From 1 July to date	Last year to 30 June
Government		
Withholding tax	\$0.00	\$0.00
Bank Account Debit (BAD) tax	\$0.00	\$0.00
Bank Accounts Debits (BAD) Tax or State Debits Duty has been abolished for all states & territories effective 1/7/2005. Any amount shown on this statement applies to debits processed on or before 30/06/2005.		
For further information on any applicable rebates, fees or government charges, please refer to the NAB's "A Guide to Fees & Charges" booklet. Please retain this statement for taxation purposes		

Explanatory Notes

Please check all entries and report any apparent error or possible unauthorised transaction immediately.

We may subsequently adjust debits and credits, which may result in a change to your account balance to accurately reflect the obligations between us.

For information on resolving problems or disputes, contact us on 1800 152 015, or ask at any NAB branch.

Any "Available Redraw" amount is available provided that you satisfy the conditions for redraw in your agreement.

IMPORTANT UPDATE

CHANGES TO TERMS & CONDITIONS FOR PERSONAL TRANSACTION & SAVINGS PRODUCTS

We're making important changes to the Personal Transaction and Savings Products Terms and Conditions.

To make it easier to understand, we've summarised the key changes, effective 40 days from this statement date:

- The default statement frequency is changing for customers with NAB Visa Debit cards linked to their account and customers with a NAB Reward Saver account.
 - For customers with NAB Visa Debit cards linked to their account, the default statement frequency is changing from every second month to six months.
 - For customers with NAB Reward Saver accounts, the default statement frequency is changing from three months to six months.
- Changes reflect increased use of digital banking and highlight the importance of checking your account transactions via the NAB App, NAB Internet Banking or telephone banking, to promptly identify any unauthorised transactions or errors.

What do you need to do?

If you're currently on NAB's default statement frequency (every 2 months for a NAB Visa Debit card or 3 months for a NAB Reward Saver account), we'll send you statements every 6 months, effective 40 days from this statement date.

If you'd prefer to stay on your current statement frequency or would like to request another statement frequency, please go to nab.com.au/statementcycles or give us a call on 13 22 65. We strongly encourage you to regularly check your account transactions via the NAB App, NAB Internet Banking or telephone banking, in order to identify any unauthorised transactions or errors. Let us know if you identify any unauthorised transaction or error as soon as possible. Please visit nab.com.au/internetbanking for help with online banking.

PART A: ACCOUNT TERMS AND CONDITIONS

Clause 1.11 of the terms & conditions (Transaction accounts) has been replaced with the following:

NAB will generally send you statements of account at least six monthly, unless you request otherwise. However, NAB FlexiPlus Mortgage and NAB Portfolio Facility/NAB Private Portfolio Facility accountholders will be sent statements of account for each account monthly unless you request otherwise.

The first sentence of clause 2.20 of the terms & conditions (NAB Reward Saver and NAB iSaver accounts) has been replaced with the following:

NAB will send you statements of account for the NAB Reward Saver account and NAB iSaver account at least six monthly, unless you request otherwise.

The first sentence of clause 7.2.3(a) of the terms & conditions (Direct Debits) has been replaced with the following:

You may cancel your direct debit arrangements with a *Debit User by calling NAB on 13 22 65, completing the direct debit cancellation request online via nab.com.au or visiting your branch and completing a cancellation request.

Clause 7.3 of the terms & conditions has been replaced with the following:

7.3 You must check your statements and current transaction history.

Without limiting any part of these terms and conditions, you must promptly review your statement of account to check for and tell NAB of any transaction recorded on your statement that you suspect for any reason you did not authorise or for which the information recorded is incorrect. In the period between your statements, if applicable, frequently check your current transaction history via NAB Internet Banking or NAB Telephone Banking. You can arrange to access your account through NAB Internet Banking if you are not already a user and NAB will register you, subject to NAB's standard terms and conditions for the service. Failure to promptly report unauthorised transactions may increase your liability.

PART C: NAB VISA DEBIT CARD TERMS AND CONDITIONS

The second paragraph of clause 25.2 of the terms & conditions (Notification procedure for disputed transactions) has been replaced with the following:

NAB recommends that you promptly read each statement carefully as soon as you receive it, and if applicable, frequently check your current transaction history via NAB Internet Banking or NAB Telephone Banking. You can arrange to access your account through NAB Internet Banking if you are not already a user and NAB will register you, subject to NAB's standard terms and conditions for the service.

PART D: NAB ELECTRONIC BANKING (DEBIT CARDS) TERMS AND CONDITIONS

Clause 32.3 of the terms & conditions has been replaced with the following:

32.3 Review statements of account and check NAB Internet Banking or NAB Telephone Banking. You should always review your statement, and if applicable, frequently check NAB Internet Banking or NAB Telephone Banking, and bring to NAB's attention any discrepancies, errors or unauthorised transactions as soon as possible.

If you wish to dispute an EFT transaction, you must report this to NAB. Please refer to the Customer Service details in Summary of Important Information at the front of this booklet. You can arrange to access your account through NAB Internet Banking if you are not already a user and NAB will register you, subject to NAB's standard terms and conditions for the service.

*A Debit User is a third party you make regular payments to by authorising them to debit your account.



NAB Choice Package Home Loan

For further information call 13 22 65 for Personal Accounts or 13 10 12 for Business Accounts.

011/006295



BHSF PTY LTD
168-174 EUSTON ROAD
ALEXANDRIA NSW 2015

Account Balance Summary

Opening balance	\$1,203,604.06	Dr
Total credits	\$45,617.34	
Total debits	\$19,133.66	
Closing balance	\$1,177,120.38	Dr

Statement starts 6 June 2020
Statement ends 4 December 2020

Available Redraw \$0.00

Outlet Details

Chatswood
300 Victoria Ave, Chatswood NSW 2067

Account Details

BHSF PTY LIMITED
BSB number 082-201
Account number 12-596-7047

Offset Account Details

BSB 082-201
Account number 12-595-6014
Interest saved this financial year \$3,190.17

Transaction Details

Date	Particulars	Debits	Credits	Balance
6 Jun 2020	Brought forward			1,203,604.06 Dr
8 Jun 2020	Please Note Your Current Debit Interest Rate Is 3.72%			1,203,604.06 Dr
29 Jun 2020	Transfer From 825538913		7,602.89	1,196,001.17 Dr
30 Jun 2020	By Depositing Your Savings In A Linked 100% Offset Account You Have Reduced Your Monthly Interest By: \$287.74 Debit Interest This Financial Year To Date \$42,941.70 Interest Charged	3,636.88		1,199,638.05 Dr
28 Jul 2020	Repayment		7,602.89	1,192,035.16 Dr
31 Jul 2020	By Depositing Your Savings In A Linked 100% Offset Account You Have Reduced Your Monthly Interest By: \$318.76 Debit Interest This Financial Year To Date \$3,469.10 Interest Charged	3,469.10		1,195,504.26 Dr
25 Aug 2020	Loan Instalment Bhsf Pty Ltd From A/C 12-595-6014		7,602.89	1,187,901.37 Dr
31 Aug 2020	By Depositing Your Savings In A Linked 100% Offset Account You Have Reduced Your Monthly Interest By: \$534.85 Debit Interest This Financial Year To Date \$6,706.73 Interest Charged	3,237.63		1,191,139.00 Dr
21 Sep 2020	Loan Instalment Bhsf Pty Ltd From A/C 12-595-6014		7,602.89	1,183,536.11 Dr
30 Sep 2020	By Depositing Your Savings In A Linked 100% Offset Account You Have Reduced Your Monthly Interest By: \$753.96 Debit Interest This Financial Year To Date \$9,587.73 Interest Charged	2,881.00		1,186,417.11 Dr
20 Oct 2020	Loan Instalment Bhsf Pty Ltd From A/C 12-595-6014		7,602.89	1,178,814.22 Dr
30 Oct 2020	By Depositing Your Savings In A Linked 100% Offset Account You Have Reduced Your Monthly Interest By: \$727.20 Debit Interest This Financial Year To Date \$12,480.28 Interest Charged	2,892.55		1,181,706.77 Dr
	Carried forward			1,181,706.77 Dr

339/72/01/M006295/S012955/ID25909

Transaction Details (continued)

Date	Particulars	Debits	Credits	Balance
	Brought forward			1,181,706.77 Dr
20 Nov 2020	Loan Instalment Bhsf Pty Ltd From A/C 12-595-6014		7,602.89	1,174,103.88 Dr
23 Nov 2020	As from 20/11/2020 your account name has changed from NAB 100% Offset Loan Choice Package to NAB Tailored Home Loan - Choice Package. Please note your account number, offset arrangement and the terms & conditions of your loan remain the same.			1,174,103.88 Dr
30 Nov 2020	By Depositing Your Savings In A Linked 100% Offset Account You Have Reduced Your Monthly Interest By: \$709.28 Debit Interest This Financial Year To Date \$15,496.78 Interest Charged	3,016.50		1,177,120.38 Dr

Summary of Government Charges

	From 1 July to date	Last year to 30 June
Government		
Withholding tax	\$0.00	\$0.00
Bank Account Debit (BAD) tax	\$0.00	\$0.00

Bank Accounts Debits (BAD) Tax or State Debits Duty has been abolished for all states & territories effective 1/7/2005. Any amount shown on this statement applies to debits processed on or before 30/06/2005.

For further information on any applicable rebates, fees or government charges, please refer to the NAB's "A Guide to Fees & Charges" booklet. Please retain this statement for taxation purposes

Explanatory Notes

Please check all entries and report any apparent error or possible unauthorised transaction immediately.

We may subsequently adjust debits and credits, which may result in a change to your account balance to accurately reflect the obligations between us.

For information on resolving problems or disputes, contact us on 1800 152 015, or ask at any NAB branch.

Any "Available Redraw" amount is available provided that you satisfy the conditions for redraw in your agreement.


NAB CONNECT
[Print](#)

TRANSACTION HISTORY

BHSF2122OffsetChoPkg7...
082-201 12-596-7047

AUD 1,143,819.46 DR
Opening balance as at 26/05/2021

AUD 1,134,087.67 DR
Closing balance as at 24/07/2021

Date	Narrative Type	Debit	Credit	Running balance
20/07/2021	LOAN INSTALMENT BHSF PTY LTD FROM A/C 12-595-6014 MISCELLANEOUS CREDIT		7,602.89	1,134,087.67 DR
30/06/2021	INTEREST CHARGED INTEREST CHARGED	2,712.11		1,141,690.56 DR
21/06/2021	LOAN INSTALMENT BHSF PTY LTD FROM A/C 12-595-6014 MISCELLANEOUS CREDIT		7,602.89	1,138,978.45 DR
31/05/2021	INTEREST CHARGED INTEREST CHARGED	2,761.88		1,146,581.34 DR

4 of 4 transactions found for the period 26/05/2021 to 24/07/2021 as at 10:58 AM AEST, Saturday 24 July 2021.
Transaction history is provisional until confirmed in a statement of account.

© National Australia Bank Limited.

Use of the information contained on this page is governed by Australian Law and is subject to the disclaimers which can be read on the disclaimer page.

85503 - Old Pitt Road Property Option

2021 Financial Year

Preparer Steven Lee

Reviewer Sandra Lee

Status Completed

Account Code	Description	CY Balance	LY Balance	Change
85503	Old Pitt Road Property Option		(\$44,195.98)	100%
TOTAL		CY Balance	LY Balance	
			(\$44,195.98)	

Supporting Documents

◦ General Ledger [Report](#)

Standard Checklist

Attach all source documentation and confirmations of Liability

Stevema Superannuation Fund

General Ledger

As at 30 June 2021

Transaction Date	Description	Units	Debit	Credit	Balance \$
Old Pitt Road Property Option (85503)					
Old Pitt Road Property Option (85503)					
01/07/2020	Opening Balance				44,195.98 CR
01/07/2020	Prior year's option payment		44,195.98		0.00 DR
			44,195.98		0.00 DR

Total Debits: 44,195.98

Total Credits: 0.00

86000 - PAYG Payable

2021 Financial Year

Preparer Steven Lee

Reviewer Sandra Lee

Status Completed

Account Code	Description	CY Balance	LY Balance	Change
86000	PAYG Payable		(\$13,438.00)	100%
TOTAL		CY Balance	LY Balance	
			(\$13,438.00)	

Supporting Documents

No supporting documents

Standard Checklist

- Attach copy of PAYG Payment Summary
- Confirm Transactions in ATO Portal

88000 - Sundry Creditors

2021 Financial Year

Preparer Steven Lee

Reviewer Sandra Lee

Status Completed

Account Code	Description	CY Balance	LY Balance	Change
88000	Sundry Creditors	(\$7,432.40)	(\$94,414.24)	(92.13)%
TOTAL		CY Balance	LY Balance	
		(\$7,432.40)	(\$94,414.24)	

Supporting Documents

◦ General Ledger [Report](#)

Standard Checklist

Attach all source documentation and confirmations of Liability

Notes

Steven Lee

Note

25/05/2022 15:04

Div 293 tax paid from the wrong account, will be repaid later

Stevema Superannuation Fund

General Ledger

As at 30 June 2021

Transaction Date	Description	Units	Debit	Credit	Balance \$
Sundry Creditors (88000)					
Sundry Creditors (88000)					
01/07/2020	Opening Balance				94,414.24 CR
30/07/2020	TFR Classic Plu RTNwbSMSF2wbSMpri		67,111.25		27,302.99 CR
17/05/2021	WITHDRAWAL ONLINE 1148668 TFR Westpac Cas PentionPMNT2WbSM		27,302.99		0.00 DR
30/06/2021	Div 293 tax paid from the wrong account			7,432.40	7,432.40 CR
			94,414.24	7,432.40	7,432.40 CR

Total Debits: 94,414.24

Total Credits: 7,432.40

89000 - Deferred Tax Liability/Asset

2021 Financial Year

Preparer Steven Lee

Reviewer Sandra Lee

Status Rework Required

Account Code	Description	CY Balance	LY Balance	Change
89000	Deferred Tax Liability/Asset	(\$228,856.03)	(\$176,542.29)	29.63%
TOTAL		CY Balance	LY Balance	
		(\$228,856.03)	(\$176,542.29)	

Supporting Documents

- Deferred Tax Reconciliation Report [Report](#)

Standard Checklist

- Attach all source documentation and confirmations of Liability
- Attach copy of Deferred Tax Reconciliation Report

Stevema Superannuation Fund

Deferred Tax Reconciliation

For The Period 01 July 2020 - 30 June 2021

Investment Code	Investment Name	Revaluation/Tax Deferred	Permanent Difference (Non-Assessable)	Temporary Difference (Assessable)	Temporary Difference (Accumulation Portion)
Revaluations					
BKL.AX	Blackmores Limited	(53.76)	(17.92)	(35.84)	(24.38)
HHI.AX	Health House International Limited	(30.50)	(10.17)	(20.33)	(13.83)
JAT.AX	Jatenergy Limited	(86.75)	(28.92)	(57.83)	(39.34)
ENT.AX	Enterprise Metals Limited	30.00	10.00	20.00	13.61
BRK.AX	Brookside Energy Limited	2.82	0.94	1.88	1.28
PDN.AX	Paladin Energy Ltd	1,131.71	377.24	754.47	513.27
MYX.AX	Mayne Pharma Group Limited	(6.05)	(2.02)	(4.03)	(2.74)
AVZ.AX	AVZ Minerals Limited	936.79	312.26	624.53	424.87
WEB.AX	Webjet Limited	1,276.77	425.59	851.18	579.06
PENRC.AX	Peninsula Energy Limited - Rights	(1.39)	(0.46)	(0.93)	(0.63)
IHL.AX	Incannex Healthcare Limited	731.61	243.87	487.74	331.81
LON.AX	Longtable Group Limited	3,046.21	1,015.40	2,030.81	1,381.56
PLS.AX	Pilbara Minerals Limited	1,134.00	378.00	756.00	514.31
PEN.AX	Peninsula Energy Limited	75.66	25.22	50.44	34.31
RIM.AX	Rimfire Pacific Mining NI	113,802.24	37,934.08	75,868.16	51,613.11
MBH.AX	Maggie Beer Holdings Ltd	(2,166.21)	(722.07)	(1,444.14)	(982.45)
RFG.AX	Retail Food Group Limited	(1.13)	(0.38)	(0.75)	(0.51)
KRROB.AX	King River Resources Limited (Option Expiring 31-JUL-2020)	(3.33)	(1.11)	(2.22)	(1.51)
VPC.AX	Vpcl Ltd	25.00	8.33	16.67	11.34
S32.AX	South32 Limited	86.33	28.78	57.55	39.15

Stevema Superannuation Fund
Deferred Tax Reconciliation

For The Period 01 July 2020 - 30 June 2021

Investment Code	Investment Name	Revaluation/Tax Deferred	Permanent Difference (Non-Assessable)	Temporary Difference (Assessable)	Temporary Difference (Accumulation Portion)
GLA.AX	Gladiator Resources Limited	60.62	20.21	40.41	27.49
RMS.AX	Ramelius Resources Limited	(295.00)	(98.33)	(196.67)	(133.79)
KRR.AX	King River Resources Limited	(60.00)	(20.00)	(40.00)	(27.21)
		119,635.64	39,878.54	79,757.10	54,258.78
Total		119,635.64	39,878.54	79,757.10	54,258.78
Deferred Tax Liability (Asset) Summary					
Opening Balance		176,542.29			
Current Year Transactions		8,138.82			
Total Capital Losses		0.00			
Total Tax Losses		0.00			
Deferred Tax WriteBacks/Adjustment		0.00			
Capital Loss carried forward recouped		39,723.83			
Tax Loss carried forward recouped		4,451.10			
Closing Balance		228,856.03			

A - Financial Statements

2021 Financial Year

Preparer Steven Lee

Reviewer Sandra Lee

Status Completed

Supporting Documents

No supporting documents

Standard Checklist

- Attach copy of Financial Statements
- Attach copy of SMSF Annual Return

B - Permanent Documents

2021 Financial Year

Preparer Steven Lee

Reviewer Sandra Lee

Status Completed

Supporting Documents

- Fund Summary Report Report

Standard Checklist

- ☑ Attach latest copy of ASIC annual company statement (if corporate trustee)
- ☑ Ensure latest copies of ATO Trustee Declarations and ATO confirmation that the fund is a regulated fund is attached
- ☑ Ensure latest copies of trustee consents, member consents and registers are attached
- ☑ Ensure latest copy of trust deed (including amendments) are attached
- ☑ Use [Australian Business Register](#) to ensure details are correct
- ☑ Use [Super Fund Lookup](#) to check the eligibility to receive rollovers and contributions

Stevema Superannuation Fund

Fund Summary Report

As at 30 June 2021

Fund Details

Date Formed: 21/06/2007

Tax File Number: Provided

ABN: 97936368717

Period: 01/07/2020 - 30/06/2021

Fund Type: SMSF

GST Registered: No

Postal Address:

191 The Promenade

San Souci, New South Wales 2219

Physical Address:

191 The Promenade

San Souci, New South Wales 2219

Members

Number of Members: 2

Name	Age	Member Accounts	Pension Accounts	Tax File Number	Beneficiary Details
Ma, Seungjin Steve	66	2	1	Provided	Provided
Ma, Hyeok Helen	61	1	0	Provided	Not Provided

Fund Relationships

Relationship Type	Contact
Accountant	Superhelp Australia Pty Ltd
Auditor	Pinnacle Super Pty Ltd
Fund Contact	Ma, Seungjin Steve
Tax Agent	Superhelp Australia Pty Ltd
Trustee	Helen Ma Pty Limited Ma, Seungjin Steve Ma, Grace Ma, Hyeok Helen

C - Other Documents

2021 Financial Year

Preparer Steven Lee

Reviewer Sandra Lee

Status Completed

Supporting Documents

- Signed_Investment_Strategy.pdf

Standard Checklist

- Attach copy of any SOAs issued during the Financial Year
- Attach copy of Investment Strategy
- Attach signed Engagement Letter
- Attach signed Trustee Representation Letter
- Attach Trustee Minutes prepared during the year

Stevema Superannuation Fund

Projected Investment Strategy

Overview

The aim of this strategy is to provide the Members with an income on retirement.

Investment Objectives

The Trustee(s) will at all times ensure the funds assets are invested in accordance with the trust deed and comply with the applicable legislative requirements.

The Trustee(s) will act prudently to maximise the rate of return, subject to acceptable risk parameters whilst maintaining an appropriate diversification across a broad range of assets whilst assessing the risks where it is determined the fund's portfolio lacks diversification and / or has elected to implement a sector bias.

Having considered the risk profile of the fund and the member's needs and circumstances, the trustee has adopted the following objectives for the investment of assets of the fund;

- to achieve an investment return (based on market values and net of tax and charges) that exceeds the CPI by at least 3% per annum when measured over a rolling 5 year period.
- to have a probability of zero or negative returns in any 12 Month period of less than one in five years; and
- have sufficient liquidity to meet liabilities as and when they fall due.
- to consider the need to hold a policy of insurance for one or more members of the fund.

Investment Strategy

The fund will invest in a portfolio of assets according to market conditions and within the ranges specified below:

Asset Allocation

The targeted asset allocation will be in the following ranges:

<u>Asset Class</u>	<u>Target Range</u>	<u>Benchmark</u>
Australian Shares	0 - 1 %	1 %
International Shares	0 - 0 %	0 %
Cash	0 - 2 %	2 %
Australian Fixed Interest	0 - 0 %	0 %
International Fixed Interest	0 - 0 %	0 %
Mortgages	0 - 0 %	0 %
Direct Property	0 - 97 %	97 %
Listed Property	0 - 0 %	0 %
Other	0 - 0 %	0 %

Quality companies and trusts as supported by research and fundamental analysis will be selected. Direct investments in property, artwork and lease equipment may form part of the strategy provided there is sufficient basis for the decision.

Insurance

The Trustees have considered and consulted Professional Advice where necessary to ensure that all fund members have the correct type and level of insurance. Insurance may be held within or outside the SMSF.

Review and Monitoring

The trustees will monitor and review the fund's investment activities on a regular basis and to communicate with the members should they feel that any change in strategy is necessary in order to achieve the fund's objective.

Date: / /

Stevema Superannuation Fund
Projected Investment Strategy



Seungjin Steve Ma

D - Pension Documentation

2021 Financial Year

Preparer Steven Lee

Reviewer Sandra Lee

Status Completed

Supporting Documents

- Transfer Balance Account Summary Report
- Pension Summary Report Report
- Signed_pension_docs.pdf
- Signed_TBAR_pages.pdf

Standard Checklist

- Attach Actuarial Certificate
- Attach documentation supporting any pensions commenced during the financial year
- Attach documentation supporting any pensions commuted during the financial year
- Ensure correct Transfer Balance Account Reports have been lodged with the ATO

Stevema Superannuation Fund

Pension Summary

As at 30 June 2021

Member Name : Ma, Seungjin Steve

Member Age : 65* (Date of Birth : Provided)

Member Code	Pension Type	Pension Start Date	Tax Free	Min / PF	Minimum	Maximum	Gross Pension Payments	PAYG	Net Pension Payment	Amount to reach Minimum
MASEUN 00009P	Account Based Pension	01/07/2020	16.29%	2.50%	\$36,980.00*	N/A	\$36,980.00	\$0.00	\$36,980.00	\$0.00

*COVID-19 50% reduction has been applied to the minimum pension amount.

					\$36,980.00	\$0.00	\$36,980.00	\$0.00	\$36,980.00	\$0.00
--	--	--	--	--	--------------------	---------------	--------------------	---------------	--------------------	---------------

Total :

					\$36,980.00	\$0.00	\$36,980.00	\$0.00	\$36,980.00	\$0.00
--	--	--	--	--	--------------------	---------------	--------------------	---------------	--------------------	---------------

*Age as at 01/07/2020 or pension start date for new pensions.

Stevema Superannuation Fund
Transfer Balance Account Summary

For The Period 01 July 2020 - 30 June 2021

Member	Pension Type	Date	Lodgment Date	Transaction Type	Event Type	Debit	Credit	Balance	Cap Limit	Remaining Cap
Hyeok Helen Ma	At Limit	30/06/2021		TBAR Balance from other funds		1,600,000.00		1,600,000.00	1,600,000.00	0.00
		<hr/>								
Seungjin Steve Ma	Below Cap	01/07/2020	28/04/2022	Pension Commencement	SIS	1,479,000.00		1,479,000.00	1,600,000.00	121,000.00
		30/06/2021		TBAR Balance from other funds		120,691.67		1,599,691.67	1,600,000.00	308.33

Section G: Declarations

Complete the declaration that applies to you. Print your full name then sign and date the declaration.

- Before you sign the declaration, check that you have provided true and correct information. Penalties may be imposed for giving false or misleading information.

Trustee, director or authorised officer declaration

Complete this declaration if you are the trustee, director or authorised officer of the super provider.
I declare that the information contained in the statement is true and correct.

Name

S E U N G J I N S T E V E M A

Business hours phone number (include area code)

0 4 3 3 1 8 4 3 7 1

Trustee, director or authorised officer signature



Date

Day	0	9
-----	---	---

 /

Month	0	4
-------	---	---

 /

Year	2	0	2	1
------	---	---	---	---

OR

Authorised representative declaration

Complete this declaration if you are an authorised representative of the super provider or life insurance company.
I declare that:

- I have prepared the statement with the information supplied by the super provider or life insurance company
 I have received a declaration made by the super provider or life insurance company that the information provided to me for the preparation of this statement is true and correct
 I am authorised by the super provider or life insurance company to give the information in the statement to the ATO.

Name

Business hours phone number (include area code)

Authorised representative signature

Date

Day		
-----	--	--

 /

Month		
-------	--	--

 /

Year				
------	--	--	--	--

Lodging this report

Do not remove any pages when lodging your report, all pages must be returned for the form to be accepted.

You can lodge this report via:

- Tax Agent Portal
 Business Portal if you are a business portal user
 Post

Lodging through the Tax Agent Portal or Business Portal means you will receive an instant receipt.

If you are lodging by post, use the postal address below:

Australian Taxation Office
PO BOX 3006
PENRITH NSW 2740

117120

Stevema Superannuation Fund
Seungjin Steve Ma
191 The Promenade, San Souci, New South Wales 2219

Dear Sir/Madam

**Stevema Superannuation Fund
Commencement of Account Based Pension**

Seungjin Steve Ma, Grace Ma and Hyeok Helen Ma as trustee for Stevema Superannuation Fund acknowledges that Seungjin Steve Ma has advised their intention to commence a new Account Based Pension on 01/07/2020. It is confirmed that the pension balance will automatically revert to Hyeok Helen Ma upon the death of the member.

The Trustee(s) has agreed to this and has taken action to ensure the following:

- The member's minimum pension payments are to be made at least annually
 - An amount or percentage of the pension will not be prescribed as being left-over when the pension ceases
 - The pension can be transferred only on the death of the pensioner to their beneficiary(s).
 - The Trustee(s) will comply with ATO obligations such as PAYG withholding and payment summary obligations
 - You have reached your preservation age and satisfied the condition of release of attaining age 65 under the SIS Act.
- Establish that the fund's trust deed provides for payment of this pension to the member.

The trustee(s) have agreed to pay your pension payment for the current year of at least \$36,980.00. The frequency will be at the trustee's discretion however will be at minimum an annual payment.


If you have any queries with regard to the above, please do not hesitate to contact me.

Yours sincerely



.....
Seungjin Steve Ma

.....
Grace Ma



.....
Hyeok Helen Ma

17/20

Seungjin Steve Ma
191 The Promenade
San Souci, New South Wales 2219

Dear Sir/Madam

**Stevema Superannuation Fund
Commencement of Account Based Pension**

I hereby request the trustee to commence a Account Based Pension with a commencement date of 01/07/2020 with \$1,479,000.00 of the superannuation benefits standing to my member's account in the fund. It is confirmed that the pension balance will automatically revert to Hyeok Helen Ma upon the death of the member.

This balance contains:
a Taxable Balance of: \$1,238,053.42; and
a Tax Free Balance of: \$240,946.58.
Tax Free proportion: 16.29%.

I have reached my preservation age and have currently satisfied the condition of release of attaining age 65 under the SIS Act.

I agree to withdraw at least my minimum pension of at least \$36,980.00 and will not exceed my maximum allowable threshold for the current period.

If you have any queries with regard to the above, please do not hesitate to contact me.

Yours sincerely



.....
Seungjin Steve Ma
191 The Promenade, San Souci, New South Wales 2219

Minutes of a Meeting of the Director(s)

held on 03 November 2020 at 191 The Promenade, San Souci, New South Wales 2219

- PRESENT:** Seungjin Steve Ma, Grace Ma and Hyeok Helen Ma
- PENSION COMMENCEMENT:** Seungjin Steve Ma wishes to commence a new Account Based Pension with a commencement date of 01/07/2020.
- The Pension Account Balance used to support this pension will be \$1,479,000.00, consisting of:
- Taxable amount of \$1,238,053.42; and
 - Tax Free amount of \$240,946.58
 - Tax Free proportion: 16.29%.
- CONDITION OF RELEASE:** It was resolved that the member has satisfied the condition of release of attaining age 65 and was entitled to access their benefits on their Account Based Pension.
- TRUSTEE ACKNOWLEDGEMENT:** It was resolved that Trustee(s) have agreed to this and has taken action to ensure the following:
- The member's minimum pension payments are to be made at least annually
 - An amount or percentage of the pension will not be prescribed as being left-over when the pension ceases
 - The pension can be transferred only on the death of the pensioner to their beneficiary(s).
 - The Trustee(s) will comply with ATO obligations such as PAYG withholding and payment summary obligations
 - The fund's trust deed provides for payment of this pension to the member
 - The Trustee(s) will notify the member, in writing, of their pension amount and assessable amount each year
- REVERSIONARY:** It is confirmed that the pension balance will automatically revert to Hyeok Helen Ma upon the death of the member.
- PAYMENT:** It was resolved that the trustees have agreed to pay the pension payment for the current year of at least \$36,980.00 in the frequency of at least an annual payment.
- CLOSURE:** Signed by the trustee(s) pursuant to the Fund Deed.



.....
Seungjin Steve Ma
Chairperson

E - Estate Planning

2021 Financial Year

Preparer Steven Lee

Reviewer Sandra Lee

Status Completed

Supporting Documents

No supporting documents

Standard Checklist

- Attach Death Benefit Nominations (if applicable)
- Attach Life Insurance Policies (if applicable)
- Attach Reversionary Pension documentation (if applicable)
- Attach SMSF Will (if applicable)
- Review current Estate planning to ensure it matches wishes of members