

**NOREMAC SUPER FUND**  
**Dividend Reconciliation Report**  
 For The Period 01 July 2021 - 30 June 2022

Date	Net Payment Received	Australian Income			Foreign Income			Withheld		
		Unfranked	Franked	Franking Credits	Foreign Income	Foreign Credits	NZ Credits	TFN Withheld	Non-Resident	LIC Deduction
<b>Shares in Listed Companies (Australian)</b>										
AMC.AX Amcor Plc										
14/06/2022	810 542.10	542.10								
		542.10								
<b>BHP.AX BHP Group Limited</b>										
21/09/2021	810 1,821.95	0.00	1,821.95	780.84						
28/03/2022	810 1,396.06	0.00	1,396.06	598.31						
01/06/2022	814 3,600.96	0.00	3,600.96	1,543.27						
		6,818.97		2,922.42						
<b>CBA.AX Commonwealth Bank Of Australia.</b>										
29/09/2021	810 2,772.00	0.00	2,772.00	1,188.00						
30/03/2022	810 2,425.50	0.00	2,425.50	1,039.50						
		5,197.50		2,227.50						
<b>CPU.AX Computershare Limited.</b>										
13/09/2021	811 1,779.28	711.71	1,067.57	457.53						
17/03/2022	811 1,856.64	1,113.98	742.66	318.28						
		1,825.69	1,810.23	775.81						

# NOREMAC SUPER FUND Dividend Reconciliation Report

For The Period 01 July 2021 - 30 June 2022

Date	Net Payment Received	Australian Income			Foreign Income			Withheld				
		Unfranked	Franked	Franking Credits	Foreign Income	Foreign Credits	NZ Credits	TFN Withheld	Non-Resident	LIC Deduction		
CSL.AX CSL Limited												
30/09/2021	P11 675.60	608.04	67.56	28.95								
06/04/2022	P11 772.64	772.64	0.00	0.00								
	1,448.24	1,380.68	67.56	28.95								
LLC.AX Lend Lease Group Limited												
15/09/2021	Q59 438.83	438.83	0.00	0.00								
	438.83	438.83	0.00	0.00								
MEZ.AX Meridian Energy Limited												
15/10/2021	P15 1,188.46	0.00	0.00	0.00	1,398.19			209.73				
08/04/2022	P16 599.01	0.00	0.00	0.00	704.72			105.71				
	1,787.47	0.00	0.00	0.00	2,102.91			315.44				
MLT.AX Milton Corporation Limited												
14/09/2021	P12 1,472.80	0.00	1,472.80	631.20								
05/10/2021	P12 6,811.70	0.00	6,811.70	2,919.30								
	8,284.50	0.00	8,284.50	3,550.50								
MOG.AX Macquarie Group Limited												
02/07/2021	P12 3,209.30	1,925.58	1,283.72	550.17								

**NOREMAC SUPER FUND**  
**Dividend Reconciliation Report**  
 For The Period 01 July 2021 - 30 June 2022

Date	Net Payment Received	Australian Income			Foreign Income			Withheld		
		Unfranked	Franked	Franking Credits	Foreign Income	Foreign Credits	NZ Credits	TFN Withheld	Non-Resident	LIC Deduction
14/12/2021	P12 2,605.76	1,563.46	1,042.30	446.70						
	5,815.06	3,489.04	2,326.02	996.87						
RHC.AX Ramsay Health Care Limited										
30/09/2021	P12 1,520.28	0.00	1,520.28	651.55						
	1,520.28	0.00	1,520.28	651.55						
SHL.AX Sonic Healthcare Limited										
22/09/2021	P12 1,753.95	613.88	1,140.07	488.60						
23/03/2022	P12 1,275.60	0.00	1,275.60	546.69						
	3,029.55	613.88	2,415.67	1,035.29						
SOL.AX Washington H Soul Pattinson & Company Limited										
14/12/2021	P12 1,234.80	0.00	1,234.80	529.20						
13/05/2022	P12 994.70	0.00	994.70	426.30						
	2,229.50	0.00	2,229.50	955.50						
TCL.AX Transurban Group										
23/08/2021	G53 45.62		45.62	19.55						
	45.62		45.62	19.55						
TLS.AX Telstra Corporation Limited										

**NOREMAC SUPER FUND**  
**Dividend Reconciliation Report**  
 For The Period 01 July 2021 - 30 June 2022

Date	Net Payment Received	Australian Income			Foreign Income			Withheld		
		Unfranked	Franked	Franking Credits	Foreign Income	Foreign Credits	NZ Credits	TFN Withheld	Non-Resident	LIC Deduction
23/09/2021	P13 1,125.20	0.00	1,125.20	482.23						
01/04/2022	P13 1,125.20	0.00	1,125.20	482.23						
	2,250.40	0.00	2,250.40	964.46						
WBC.AX Westpac Banking Corporation										
21/12/2021	P13 2,303.40	0.00	2,303.40	987.17						
24/06/2022	P13 2,341.79	0.00	2,341.79	1,003.62						
	4,645.19	0.00	4,645.19	1,990.79						
WPL.AX Woodside Petroleum Ltd										
24/09/2021	P13 1,329.09	0.00	1,329.09	569.61						
23/03/2022	P13 4,734.06	0.00	4,734.06	2,028.88						
	6,063.15	0.00	6,063.15	2,598.49						
	<b>53,752.28</b>	<b>8,290.22</b>	<b>43,674.59</b>	<b>18,717.68</b>	<b>2,102.91</b>				<b>315.44</b>	

**NOREMAC SUPER FUND**  
**Dividend Reconciliation Report**  
 For The Period 01 July 2021 - 30 June 2022

Date	Net Payment Received	Australian Income			Foreign Income			Withheld		
		Unfranked	Franked	Franking Credits	Foreign Income	Foreign Credits	NZ Credits	TFN Withheld	Non-Resident	LIC Deduction
TOTAL	53,752.28	8,290.22	43,674.59	18,717.68	2,102.91			315.44		

**Tax Return Reconciliation**

	Totals	Tax Return Label
Unfranked	8,290.22	J
Franked Dividends	43,674.59	K
Franking Credits	18,717.68	L

PS

# Financial Year Summary

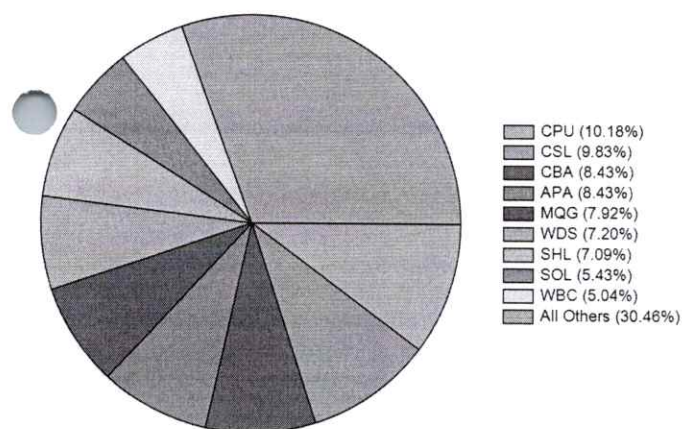
1 JULY 2021 - 30 JUNE 2022

# AUSIEX

Portfolio Valuation	Account Number	Account Name	Value as at 30 June 2022
Shares	6720298	MR CHRISTOPHER JOHN CAMERON + MRS MARGARET ANNE CAMERON <NOREMAC SUPER FUND A/C>	\$1,485,683.27
<b>TOTAL PORTFOLIO VALUE</b>			<b>\$1,485,683.27</b>

## Allocation as at 30 June 2022

### Shares in your portfolio



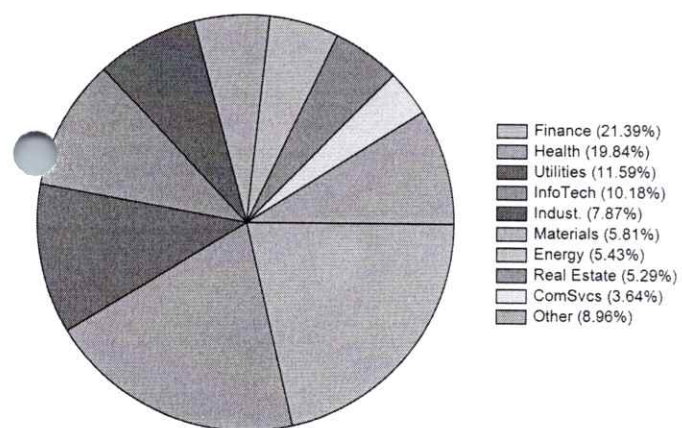
## Estimated Interest & Dividends 2021-2022 Financial Year

Est. Franked Dividends	\$40,905.21
Est. Unfranked Dividends	\$18,497.10
Est. Franking Credits	\$17,530.80
Est. Interest Received from Interest Rate Securities	\$0.00
<b>TOTAL INCOME</b>	<b>\$59,402.31</b>

## Fees & Charges 2021-2022 Financial Year

Total Brokerage (inc. GST)	\$519.83
Total Subscriptions (inc. GST)	\$0.00
Other Fees (inc. GST)	Nil
<b>TOTAL FEES &amp; CHARGES</b>	<b>\$519.83</b>

### Sectors in your portfolio



#### DISCLAIMER

This statement is issued by Australian Investment Exchange Limited ABN 71 076 515 930 AFSL 241400 ("AUSIEX"), a Market Participant of ASX Limited and Cboe Australia Pty Limited, a Clearing Participant of ASX Clear Pty Limited and a Settlement Participant of ASX Settlement Pty Limited. AUSIEX is a wholly owned, but not guaranteed, subsidiary of Nomura Research Institute, LTD. Information contained in this statement is believed to be accurate at the time the statement is generated. NRI and its subsidiaries do not accept any liability for any errors or omissions contained in this statement, or any responsibility for any action taken in reliance on this statement.

This statement is a summary document only and it is not intended to replace any document which contains information that may be required for taxation purposes. You should therefore retain your CHESSE statements, dividend statements, confirmations and bank account statements for your records in this regard. If there are any errors in this statement, please contact us as set out below. The total brokerage outlined does not include any rebates you may have received over the financial year. Please refer to your transaction statement records for any rebates you may have received for the statement period. This statement only includes dividends paid for holdings held with AUSIEX. Any dividends paid (based on the ex-dividend date) prior to holdings being transferred to AUSIEX are not included in this report. This report may not include information on some accounts if you have switched products during the financial year. AUSIEX is not a registered tax practitioner and the information provided in this report does not constitute tax advice. The above information, whilst based upon your holdings, only takes into account those of your circumstances of which we are aware. It is recommended that you provide the statement to your tax adviser or accountant in order that your particular circumstances can be properly addressed.

Address Locked Bag 3005, Australia Square NSW 1215 | Enquiries 1800 252 351 | 8:30am - 5:30pm Sydney time, Mon to Fri | [www.ausiex.com.au](http://www.ausiex.com.au)

# Portfolio Valuation

30 JUNE 2022

# AUSIEX

SHARES - 6720298 - HIN 41080736

MR CHRISTOPHER JOHN CAMERON + MRS MARGARET ANNE CAMERON <NOREMAC SUPER FUND A/C>

Portfolio	Units	Unit Price	Portfolio Value	% of Portfolio
AMC - AMCOR PLC CDI 1:1 (CDI 1:1 FOREIGN EXEMPT NYSE)	3,250	\$18.0400	\$58,630.00	3.95%
ANN - ANSELL LIMITED FPO (ORDINARY FULLY PAID)	1,950	\$22.2400	\$43,368.00	2.92%
APA - APA GROUP STAPLED (FULLY PAID UNITS STAPLED SECURITIES)	11,107	\$11.2700	\$125,175.89	8.43%
AZJ - AURIZON HOLDINGS LTD FPO (ORDINARY FULLY PAID)	13,500	\$3.8000	\$51,300.00	3.45%
BHP - BHP GROUP LIMITED FPO (ORDINARY FULLY PAID)	671	\$41.2500	\$27,678.75	1.86%
BWP - BWP TRUST ORD UNITS (ORDINARY UNITS FULLY PAID)	7,255	\$3.8900	\$28,221.95	1.90%
CBA - COMMONWEALTH BANK. FPO (ORDINARY FULLY PAID)	1,386	\$90.3800	\$125,266.68	8.43%
CPU - COMPUTERSHARE LTD FPO (ORDINARY FULLY PAID)	6,136	\$24.6400	\$151,191.04	10.18%
CSL - CSL LIMITED FPO (ORDINARY FULLY PAID)	543	\$269.0600	\$146,099.58	9.83%
LLC - LENDLEASE GROUP STAPLED (FULLY PAID ORDINARY/UNITS STAPLED SECURITIES)	5,526	\$9.1100	\$50,341.86	3.39%
MEZ - MERIDIAN ENERGY FPO NZX (ORDINARY FULLY PAID FOREIGN EXEMPT NZX)	11,365	\$4.1400	\$47,051.10	3.17%
MGF - MAGELLAN GLOBAL FUND CLOSED CL (ORDINARY UNITS FULLY PAID CLOSED CLASS)	19,426	\$1.3400	\$26,030.84	1.75%
MGFO - MAGELLAN GLOBAL FUND OPT MAR24 (OPTION EXPIRING 01-MAR-2024 EX AT DISC TO EST NAV)	19,426	\$0.0050	\$97.13	0.01%
MQG - MACQUARIE GROUP LTD FPO (ORDINARY FULLY PAID)	715	\$164.5100	\$117,624.65	7.92%
SHL - SONIC HEALTHCARE FPO (ORDINARY FULLY PAID)	3,189	\$33.0100	\$105,268.89	7.09%
SOL - SOUL PATTINSON (W.H) FPO (ORDINARY FULLY PAID)	3,430	\$23.5400	\$80,742.20	5.43%
TCL - TRANSURBAN GROUP STAPLED (FULLY PAID ORDINARY/UNITS STAPLED SECURITIES)	4,562	\$14.3800	\$65,601.56	4.42%
TLS - TELSTRA CORPORATION. FPO (ORDINARY FULLY PAID)	14,065	\$3.8500	\$54,150.25	3.64%
WBC - WESTPAC BANKING CORP FPO (ORDINARY FULLY PAID)	3,839	\$19.5000	\$74,860.50	5.04%
WDS - WOODSIDE ENERGY FPO (ORDINARY FULLY PAID)	3,360	\$31.8400	\$106,982.40	7.20%
		<b>TOTAL</b>	<b>\$1,485,683.27</b>	<b>100.00%</b>

# Transaction Summary

1 JULY 2021 - 30 JUNE 2022

# AUSIEX

SHARES - 6720298 - HIN 41080736

MR CHRISTOPHER JOHN CAMERON + MRS  
MARGARET ANNE CAMERON <NOREMAC  
SUPER FUND A/C>

Total Buys and Sells	2021 - 2022 Financial Year
Total Buys (inc. Brokerage + GST)	\$175,449.36
Total Sells (inc. Brokerage + GST)	\$296,978.58

## AMC - AMCOR PLC CDI 1:1 (CDI 1:1 FOREIGN EXEMPT NYSE)

Date	Type	Quantity	Unit Price	Trade Value	Brokerage+GST	GST	CNote	Total Value
06-Apr-2022	Buy	3,250	\$15.2694	\$49,625.56	\$54.59	\$4.96	38287058	\$49,680.15
				<b>Sub Total</b>	<b>\$54.59</b>	<b>\$4.96</b>		<b>\$49,680.15</b>

## ANN - ANSELL LIMITED FPO (ORDINARY FULLY PAID)

Date	Type	Quantity	Unit Price	Trade Value	Brokerage+GST	GST	CNote	Total Value
06-Apr-2022	Buy	1,950	\$25.9000	\$50,505.00	\$55.56	\$5.05	38287057	\$50,560.56
				<b>Sub Total</b>	<b>\$55.56</b>	<b>\$5.05</b>		<b>\$50,560.56</b>

## APA - APA GROUP STAPLED (FULLY PAID UNITS STAPLED SECURITIES)

Date	Type	Quantity	Unit Price	Trade Value	Brokerage+GST	GST	CNote	Total Value
06-Apr-2022	Buy	2,400	\$10.4900	\$25,176.00	\$27.70	\$2.52	38287061	\$25,203.70
				<b>Sub Total</b>	<b>\$27.70</b>	<b>\$2.52</b>		<b>\$25,203.70</b>

## AZJ - AURIZON HOLDINGS LTD FPO (ORDINARY FULLY PAID)

Date	Type	Quantity	Unit Price	Trade Value	Brokerage+GST	GST	CNote	Total Value
06-Apr-2022	Buy	13,500	\$3.7000	\$49,950.00	\$54.95	\$5.00	38287059	\$50,004.95
				<b>Sub Total</b>	<b>\$54.95</b>	<b>\$5.00</b>		<b>\$50,004.95</b>

## CPU - COMPUTERSHARE LTD FPO (ORDINARY FULLY PAID)

Date	Type	Quantity	Unit Price	Trade Value	Brokerage+GST	GST	CNote	Total Value
06-Apr-2022	Sell	-1,600	\$25.2611	-\$40,417.79	\$44.46	\$4.04	38287001	-\$40,373.33
				<b>Sub Total</b>	<b>\$44.46</b>	<b>\$4.04</b>		<b>-\$40,373.33</b>

## IVV - ISHARES S&P 500 ETF ETF UNITS (ISHARES S&P 500 ETF)

Date	Type	Quantity	Unit Price	Trade Value	Brokerage+GST	GST	CNote	Total Value
08-Nov-2021	Sell	-155	\$634.4600	-\$98,341.30	\$108.17	\$9.83	37220787	-\$98,233.13
				<b>Sub Total</b>	<b>\$108.17</b>	<b>\$9.83</b>		<b>-\$98,233.13</b>



**MQG - MACQUARIE GROUP LTD FPO (ORDINARY FULLY PAID)**

Date	Type	Quantity	Unit Price	Trade Value	Brokerage+GST	GST	CNote	Total Value
06-Apr-2022	Sell	-243	\$205.1600	-\$49,853.88	\$54.84	\$4.99	38286983	-\$49,799.04
<b>Sub Total</b>					<b>\$54.84</b>	<b>\$4.99</b>		<b>-\$49,799.04</b>

**RHC - RAMSAY HEALTH CARE FPO (ORDINARY FULLY PAID)**

Date	Type	Quantity	Unit Price	Trade Value	Brokerage+GST	GST	CNote	Total Value
08-Nov-2021	Sell	-1,476	\$73.6400	-\$108,692.64	\$119.56	\$10.87	37220830	-\$108,573.08
<b>Sub Total</b>					<b>\$119.56</b>	<b>\$10.87</b>		<b>-\$108,573.08</b>

This transaction summary is only able to display information available to us. Transactions regarding corporate actions or stock transfers are not included and can be found on your statements as issued by the company or the share registry. Transactions for Issuer Sponsored holdings are not included in this summary. Links to some of the key share registries can be found below:

- Computershare (<http://www.computershare.com/au/Pages/default.aspx>)
- Link Market Services (<https://investorcentre.linkmarketservices.com.au/Login.aspx/Login>)
- Automatic Group Registrars (<https://www.automicgroup.com.au/>)
- Advanced Share Registry Services (<http://www.advancedshare.com.au/Home.aspx>)

**DISCLAIMER**

This statement is issued by Australian Investment Exchange Limited ABN 71 076 515 930 AFSL 241400 ("AUSIEX"), a Market Participant of ASX Limited and Cboe Australia Pty Limited, a Clearing Participant of ASX Clear Pty Limited and a Settlement Participant of ASX Settlement Pty Limited. AUSIEX is a wholly owned, but not guaranteed, subsidiary of Nomura Research Institute, LTD. Information contained in this statement is believed to be accurate at the time the statement is generated. NRI and its subsidiaries do not accept any liability for any errors or omissions contained in this statement, or any responsibility for any action taken in reliance on this statement.

This statement is a summary document only and it is not intended to replace any document which contains information that may be required for taxation purposes. You should therefore retain your CHESSE statements, dividend statements, confirmations and bank account statements for your records in this regard. If there are any errors in this statement, please contact us as set out below. The total brokerage outlined does not include any rebates you may have received over the financial year. Please refer to your transaction statement records for any rebates you may have received for the statement period. This statement only includes dividends paid for holdings held with AUSIEX. Any dividends paid (based on the ex-dividend date) prior to holdings being transferred to AUSIEX are not included in this report. This report may not include information on some accounts if you have switched products during the financial year. AUSIEX is not a registered tax practitioner and the information provided in this report does not constitute tax advice. The above information, whilst based upon your holdings, only takes into account those of your circumstances of which we are aware. It is recommended that you provide the statement to your tax adviser or accountant in order that your particular circumstances can be properly addressed.

Address Locked Bag 3005, Australia Square NSW 1215 | Enquiries 1800 252 351 | 8:30am - 5:30pm Sydney time, Mon to Fri | [www.ausieux.com.au](http://www.ausieux.com.au)

# Interest & Estimated Dividend Summary

# AUSIEX

1 JULY 2021 - 30 JUNE 2022

SHARES - 6720298 - HIN 41080736

MR CHRISTOPHER JOHN CAMERON + MRS MARGARET ANNE CAMERON <NOREMAC SUPER FUND A/C>

## ESTIMATED DIVIDEND SUMMARY

### AMC - AMCOR PLC CDI 1:1 (CDI 1:1 FOREIGN EXEMPT NYSE)

Ex-div date	Payment Date	Type	Dividend per share	Units	Est. Unfranked Amount	Est. Franked Amount	Est. Total Dividend	Est. Franking Credit
24-May-2022	14-Jun-2022	Interim	\$0.1668	3,250	\$542.10	\$0.00	\$542.10	\$0.00
<b>Sub Total</b>					<b>\$542.10</b>	<b>\$0.00</b>	<b>\$542.10</b>	<b>\$0.00</b>

### APA - APA GROUP STAPLED (FULLY PAID UNITS STAPLED SECURITIES)

Ex-div date	Payment Date	Type	Dividend per share	Units	Est. Unfranked Amount	Est. Franked Amount	Est. Total Dividend	Est. Franking Credit
30-Dec-2021	17-Mar-2022	Interim	\$0.2500	8,707	\$1,355.68	\$821.07	\$2,176.75	\$351.89
29-Jun-2021	15-Sep-2021	Final	\$0.2700	8,707	\$2,350.89	\$0.00	\$2,350.89	\$0.00
<b>Sub Total</b>					<b>\$3,706.57</b>	<b>\$821.07</b>	<b>\$4,527.64</b>	<b>\$351.89</b>

### BHP - BHP GROUP LIMITED FPO (ORDINARY FULLY PAID)

Ex-div date	Payment Date	Type	Dividend per share	Units	Est. Unfranked Amount	Est. Franked Amount	Est. Total Dividend	Est. Franking Credit
24-Feb-2022	28-Mar-2022	Interim	\$2.0806	671	\$0.00	\$1,396.06	\$1,396.06	\$598.31
02-Sep-2021	21-Sep-2021	Final	\$2.7153	671	\$0.00	\$1,821.95	\$1,821.95	\$780.83
<b>Sub Total</b>					<b>\$0.00</b>	<b>\$3,218.01</b>	<b>\$3,218.01</b>	<b>\$1,379.14</b>

### BWP - BWP TRUST ORD UNITS (ORDINARY UNITS FULLY PAID)

Ex-div date	Payment Date	Type	Dividend per share	Units	Est. Unfranked Amount	Est. Franked Amount	Est. Total Dividend	Est. Franking Credit
30-Dec-2021	25-Feb-2022	Interim	\$0.0902	7,255	\$654.40	\$0.00	\$654.40	\$0.00
29-Jun-2021	20-Aug-2021	Final	\$0.0927	7,255	\$672.54	\$0.00	\$672.54	\$0.00
<b>Sub Total</b>					<b>\$1,326.94</b>	<b>\$0.00</b>	<b>\$1,326.94</b>	<b>\$0.00</b>

### CBA - COMMONWEALTH BANK. FPO (ORDINARY FULLY PAID)

Ex-div date	Payment Date	Type	Dividend per share	Units	Est. Unfranked Amount	Est. Franked Amount	Est. Total Dividend	Est. Franking Credit
16-Feb-2022	30-Mar-2022	Interim	\$1.7500	1,386	\$0.00	\$2,425.50	\$2,425.50	\$1,039.50
17-Aug-2021	29-Sep-2021	Final	\$2.0000	1,386	\$0.00	\$2,772.00	\$2,772.00	\$1,188.00
<b>Sub Total</b>					<b>\$0.00</b>	<b>\$5,197.50</b>	<b>\$5,197.50</b>	<b>\$2,227.50</b>

**CPU - COMPUTERSHARE LTD FPO (ORDINARY FULLY PAID)**

Ex-div date	Payment Date	Type	Dividend per share	Units	Est. Unfranked Amount	Est. Franked Amount	Est. Total Dividend	Est. Franking Credit
15-Feb-2022	17-Mar-2022	Interim	\$0.2400	7,736	\$1,113.98	\$742.66	\$1,856.64	\$318.28
17-Aug-2021	13-Sep-2021	Final	\$0.2300	7,736	\$711.71	\$1,067.57	\$1,779.28	\$457.53
<b>Sub Total</b>					<b>\$1,825.69</b>	<b>\$1,810.23</b>	<b>\$3,635.92</b>	<b>\$775.81</b>

**CSL - CSL LIMITED FPO (ORDINARY FULLY PAID)**

Ex-div date	Payment Date	Type	Dividend per share	Units	Est. Unfranked Amount	Est. Franked Amount	Est. Total Dividend	Est. Franking Credit
07-Mar-2022	06-Apr-2022	Interim	\$1.4229	543	\$772.64	\$0.00	\$772.64	\$0.00
02-Sep-2021	30-Sep-2021	Final	\$1.5897	425	\$608.03	\$67.58	\$675.60	\$28.96
<b>Sub Total</b>					<b>\$1,380.67</b>	<b>\$67.58</b>	<b>\$1,448.24</b>	<b>\$28.96</b>

**IVV - ISHARES S&P 500 ETF ETF UNITS (ISHARES S&P 500 ETF)**

Ex-div date	Payment Date	Type	Dividend per share	Units	Est. Unfranked Amount	Est. Franked Amount	Est. Total Dividend	Est. Franking Credit
01-Oct-2021	13-Oct-2021	Interim	\$1.9319	155	\$299.45	\$0.00	\$299.45	\$0.00
01-Jul-2021	13-Jul-2021	Final	\$1.7152	155	\$265.85	\$0.00	\$265.85	\$0.00
<b>Sub Total</b>					<b>\$565.30</b>	<b>\$0.00</b>	<b>\$565.30</b>	<b>\$0.00</b>

**LLC - LENDLEASE GROUP STAPLED (FULLY PAID ORDINARY/UNITS STAPLED SECURITIES)**

Ex-div date	Payment Date	Type	Dividend per share	Units	Est. Unfranked Amount	Est. Franked Amount	Est. Total Dividend	Est. Franking Credit
25-Feb-2022	16-Mar-2022	Interim	\$0.0500	5,526	\$276.30	\$0.00	\$276.30	\$0.00
20-Aug-2021	15-Sep-2021	Final	\$0.1200	5,526	\$663.12	\$0.00	\$663.12	\$0.00
<b>Sub Total</b>					<b>\$939.42</b>	<b>\$0.00</b>	<b>\$939.42</b>	<b>\$0.00</b>

**MEZ - MERIDIAN ENERGY FPO NZX (ORDINARY FULLY PAID FOREIGN EXEMPT NZX)**

Ex-div date	Payment Date	Type	Dividend per share	Units	Est. Unfranked Amount	Est. Franked Amount	Est. Total Dividend	Est. Franking Credit
17-Mar-2022	08-Apr-2022	Interim	\$0.0527	11,365	\$599.02	\$0.00	\$599.02	\$0.00
29-Sep-2021	15-Oct-2021	Final	\$0.1046	11,365	\$1,188.46	\$0.00	\$1,188.46	\$0.00
<b>Sub Total</b>					<b>\$1,787.48</b>	<b>\$0.00</b>	<b>\$1,787.48</b>	<b>\$0.00</b>

**MGF - MAGELLAN GLOBAL FUND CLOSED CL (ORDINARY UNITS FULLY PAID CLOSED CLASS)**

Ex-div date	Payment Date	Type	Dividend per share	Units	Est. Unfranked Amount	Est. Franked Amount	Est. Total Dividend	Est. Franking Credit
04-Jan-2022	19-Jan-2022	Interim	\$0.0366	19,426	\$710.99	\$0.00	\$710.99	\$0.00
<b>Sub Total</b>					<b>\$710.99</b>	<b>\$0.00</b>	<b>\$710.99</b>	<b>\$0.00</b>

**MLT - MILTON CORPORATION FPO (ORDINARY FULLY PAID)**

Ex-div date	Payment Date	Type	Dividend per share	Units	Est. Unfranked Amount	Est. Franked Amount	Est. Total Dividend	Est. Franking Credit
21-Sep-2021	05-Oct-2021	Interim	\$0.3700	18,410	\$0.00	\$6,811.70	\$6,811.70	\$2,919.30
31-Aug-2021	14-Sep-2021	Final	\$0.0800	18,410	\$0.00	\$1,472.80	\$1,472.80	\$631.20
<b>Sub Total</b>					<b>\$0.00</b>	<b>\$8,284.50</b>	<b>\$8,284.50</b>	<b>\$3,550.50</b>

**MQG - MACQUARIE GROUP LTD FPO (ORDINARY FULLY PAID)**

Ex-div date	Payment Date	Type	Dividend per share	Units	Est. Unfranked Amount	Est. Franked Amount	Est. Total Dividend	Est. Franking Credit
08-Nov-2021	14-Dec-2021	Interim	\$2.7200	958	\$1,563.46	\$1,042.30	\$2,605.76	\$446.70
17-May-2021	02-Jul-2021	Final	\$3.3500	958	\$1,925.58	\$1,283.72	\$3,209.30	\$550.17
<b>Sub Total</b>					<b>\$3,489.04</b>	<b>\$2,326.02</b>	<b>\$5,815.06</b>	<b>\$996.87</b>

**RHC - RAMSAY HEALTH CARE FPO (ORDINARY FULLY PAID)**

Ex-div date	Payment Date	Type	Dividend per share	Units	Est. Unfranked Amount	Est. Franked Amount	Est. Total Dividend	Est. Franking Credit
06-Sep-2021	30-Sep-2021	Final	\$1.0300	1,476	\$0.00	\$1,520.28	\$1,520.28	\$651.55
<b>Sub Total</b>					<b>\$0.00</b>	<b>\$1,520.28</b>	<b>\$1,520.28</b>	<b>\$651.55</b>

**SHL - SONIC HEALTHCARE FPO (ORDINARY FULLY PAID)**

Ex-div date	Payment Date	Type	Dividend per share	Units	Est. Unfranked Amount	Est. Franked Amount	Est. Total Dividend	Est. Franking Credit
08-Mar-2022	23-Mar-2022	Interim	\$0.4000	3,189	\$0.00	\$1,275.60	\$1,275.60	\$546.69
07-Sep-2021	22-Sep-2021	Final	\$0.5500	3,189	\$613.88	\$1,140.07	\$1,753.95	\$488.60
<b>Sub Total</b>					<b>\$613.88</b>	<b>\$2,415.67</b>	<b>\$3,029.55</b>	<b>\$1,035.29</b>

**SOL - SOUL PATTINSON (W.H) FPO (ORDINARY FULLY PAID)**

Ex-div date	Payment Date	Type	Dividend per share	Units	Est. Unfranked Amount	Est. Franked Amount	Est. Total Dividend	Est. Franking Credit
20-Apr-2022	13-May-2022	Interim	\$0.2900	3,430	\$0.00	\$994.70	\$994.70	\$426.30
19-Nov-2021	14-Dec-2021	Final	\$0.3600	3,430	\$0.00	\$1,234.80	\$1,234.80	\$529.20
<b>Sub Total</b>					<b>\$0.00</b>	<b>\$2,229.50</b>	<b>\$2,229.50</b>	<b>\$955.50</b>

**TCL - TRANSURBAN GROUP STAPLED (FULLY PAID ORDINARY/UNITS STAPLED SECURITIES)**

Ex-div date	Payment Date	Type	Dividend per share	Units	Est. Unfranked Amount	Est. Franked Amount	Est. Total Dividend	Est. Franking Credit
30-Dec-2021	22-Feb-2022	Interim	\$0.1500	4,562	\$684.30	\$0.00	\$684.30	\$0.00
29-Jun-2021	23-Aug-2021	Final	\$0.2150	4,562	\$924.72	\$56.11	\$980.83	\$24.05
<b>Sub Total</b>					<b>\$1,609.02</b>	<b>\$56.11</b>	<b>\$1,665.13</b>	<b>\$24.05</b>

**TLS - TELSTRA CORPORATION. FPO (ORDINARY FULLY PAID)**

Ex-div date	Payment Date	Type	Dividend per share	Units	Est. Unfranked Amount	Est. Franked Amount	Est. Total Dividend	Est. Franking Credit
02-Mar-2022	01-Apr-2022	Interim	\$0.0800	14,065	\$0.00	\$1,125.20	\$1,125.20	\$482.23
25-Aug-2021	23-Sep-2021	Final	\$0.0800	14,065	\$0.00	\$1,125.20	\$1,125.20	\$482.23
<b>Sub Total</b>					<b>\$0.00</b>	<b>\$2,250.40</b>	<b>\$2,250.40</b>	<b>\$964.46</b>

**WBC - WESTPAC BANKING CORP FPO (ORDINARY FULLY PAID)**

Ex-div date	Payment Date	Type	Dividend per share	Units	Est. Unfranked Amount	Est. Franked Amount	Est. Total Dividend	Est. Franking Credit
19-May-2022	24-Jun-2022	Interim	\$0.6100	3,839	\$0.00	\$2,341.79	\$2,341.79	\$1,003.62
05-Nov-2021	21-Dec-2021	Final	\$0.6000	3,839	\$0.00	\$2,303.40	\$2,303.40	\$987.17
<b>Sub Total</b>					<b>\$0.00</b>	<b>\$4,645.19</b>	<b>\$4,645.19</b>	<b>\$1,990.79</b>

**WPL - WOODSIDE PETROLEUM FPO (ORDINARY FULLY PAID)**

Ex-div date	Payment Date	Type	Dividend per share	Units	Est. Unfranked Amount	Est. Franked Amount	Est. Total Dividend	Est. Franking Credit
24-Feb-2022	23-Mar-2022	Final	\$1.4616	3,239	\$0.00	\$4,734.06	\$4,734.06	\$2,028.88
30-Aug-2021	24-Sep-2021	Interim	\$0.4103	3,239	\$0.00	\$1,329.09	\$1,329.09	\$569.61
<b>Sub Total</b>					<b>\$0.00</b>	<b>\$6,063.15</b>	<b>\$6,063.15</b>	<b>\$2,598.49</b>
<b>TOTAL</b>					<b>\$18,497.10</b>	<b>\$40,905.21</b>	<b>\$59,402.30</b>	<b>\$17,530.80</b>

**ESTIMATED INTEREST RECEIVED**

There are no transactions on this account for the given period.

**TOTAL** **\$0.00**

This is an estimate prepared by AUSIEX based upon units that you hold in accordance with our records. Your actual entitlement will be determined by whether or not a company's share registry shows you as owning shares at the relevant record dates. Amounts that may have been withheld for failing to provide your tax file number to your share registries are not disclosed on this report.

Dividends are estimated by AUSIEX based on the total registered Units held on the Record Date of the dividend. The following fields are estimated in accordance with the calculations outlined below:

- (a) Units = Total registered units of security held on the Record Date of the dividend
- (b) Est. Unfranked Amount = Units X Dividend per security X Unfranked %
- (c) Est. Franked Amount = Units X Dividend per security X Franked %
- (d) Est. Franking Credit = (Est. Franked Amount X company tax rate)/(100 - company tax rate)
- (e) Est. Total Dividend = Units x Dividend per security

(2) If you have total franking credit amounts greater than \$5,000, in order to be eligible to claim the benefit of the franking credit, you must have held the security for at least 45 consecutive days, not including date of purchase and date of sale. Where the 45 day holding requirement has not been satisfied, the holding period rule (also known as the 45 day rule) may apply to deny the franking credits attached to the dividend received in respect of the particular security. If that situation applies to you please speak to your tax adviser.

Please refer to your dividend statement provided by the Share Registry for any foreign tax credits you may be entitled to and breakdown of any trust distribution you may have received.


For details of the components of your ASX listed trust distributions you will need to refer to the Annual Tax Statement issued by the trust manager.

**DISCLAIMER**

This statement is issued by Australian Investment Exchange Limited ABN 71 076 515 930 AFSL 241400 ("AUSIEX"), a Market Participant of ASX Limited and Cboe Australia Pty Limited, a Clearing Participant of ASX Clear Pty Limited and a Settlement Participant of ASX Settlement Pty Limited. AUSIEX is a wholly owned, but not guaranteed, subsidiary of Nomura Research Institute, LTD. Information contained in this statement is believed to be accurate at the time the statement is generated. NRI and its subsidiaries do not accept any liability for any errors or omissions contained in this statement, or any responsibility for any action taken in reliance on this statement.

This statement is a summary document only and it is not intended to replace any document which contains information that may be required for taxation purposes. You should therefore retain your CHESS statements, dividend statements, confirmations and bank account statements for your records in this regard. If there are any errors in this statement, please contact us as set out below. The total brokerage outlined does not include any rebates you may have received over the financial year. Please refer to your transaction statement records for any rebates you may have received for the statement period. This statement only includes dividends paid for holdings held with AUSIEX. Any dividends paid (based on the ex-dividend date) prior to holdings being transferred to AUSIEX are not included in this report. This report may not include information on some accounts if you have switched products during the financial year. AUSIEX is not a registered tax practitioner and the information provided in this report does not constitute tax advice. The above information, whilst based upon your holdings, only takes into account those of your circumstances of which we are aware. It is recommended that you provide the statement to your tax adviser or accountant in order that your particular circumstances can be properly addressed.

Address Locked Bag 3005, Australia Square NSW 1215 | Enquiries 1800 252 351 | 8:30am - 5:30pm Sydney time, Mon to Fri | www.ausiex.com.au



BHP Group Limited  
 ABN 49 004 028 077

003983 000 BHP  
 MR CHRISTOPHER JOHN CAMERON &  
 MRS MARGARET ANNE CAMERON  
 <NOREMAC SUPER FUND A/C>  
 3 CLATWORTHY COURT  
 BUDERIM QLD 4556

### Update Your Details:

- www.computershare.com.au/investor
- (within Australia) 1300 503 833  
(international) +61 3 9415 4188
- Computershare Investor Services Pty Limited  
 GPO Box 2975 Melbourne  
 Victoria 3001 Australia

### Your Shareholding

SHARE CLASS	HOLDER NUMBER
Ordinary Shares	HIN WITHHELD
TFN/ABN STATUS	
Quoted	
RECORD DATE	IN SPECIE DIVIDEND DATE
26 May 2022	1 June 2022

You must keep this document for your tax records.

## BHP Group Limited

### In Specie Dividend Statement

On 1 June 2022, BHP Group Limited paid an in specie dividend of Woodside Energy Group Ltd shares (**Woodside shares**). The statement below represents the Woodside shares distributed to you or your entitlement to the Woodside shares (if you were a Selling Shareholder or an Ineligible Overseas Shareholder), based on the fully paid ordinary shares in BHP Group Limited registered in your name as at the Record Date. The value of the in specie dividend was based on the closing price of Woodside shares on 31 May 2022 (**Woodside closing price**). This dividend has been franked in Australia at a rate of 100% and the company tax rate used to determine the franking credit is 30%.

The in specie dividend is not a cash payment.

Woodside closing price	Entitlement to Woodside shares*	Franked Amount	Unfranked Amount	Value of in specie dividend
A\$29.76	121	A\$3,600.96	A\$0.00	A\$3,600.96
Australian Franking Credit				A\$1,543.27

\*BHP shareholders were entitled to receive one Woodside share for every 5.5340 BHP shares. BHP shareholders were entitled to a whole number of Woodside shares, with any entitlement to a fraction of a Woodside share that would have otherwise arisen being rounded down to the nearest whole number.

### Tax information

A general summary of relevant taxation implications, including the tax outcomes of the in specie dividend for BHP shareholders, is outlined in Appendix 1 of the BHP ASX announcement dated 8 April 2022 which can be located at [bhp.com/petroleum](http://bhp.com/petroleum).

As this summary is general in nature, this information does not take into account the individual circumstances of particular holders and does not constitute tax advice. It is intended as a general guide only and holders should seek independent taxation advice on the tax implications based on their own individual circumstances.

For US tax resident shareholders, the market value of the in specie dividend will need to be converted into US dollars. The exchange rate used by BHP to determine the quantum of the in-specie dividend in US\$ was AUD/USD 0.7187.

For UK tax resident shareholders, the market value of the in specie dividend will need to be converted into British Pounds in accordance with a method prescribed for UK tax purposes.

### Sale Facility

If you are a Selling Shareholder or an Ineligible Overseas Shareholder as at the Record Date, you will receive a separate statement for the sale proceeds payable to you as a result of the sale of the Woodside Shares that you were otherwise entitled to being sold under the Sale Facility.

P14



MR C J CAMERON & MRS M A CAMERON  
<NOREMAC SUPER FUND A/C>  
3 CLATWORTHY COURT  
BUDERIM QLD 4556  
AUSTRALIA

#### Update your information:

 **Online:**  
www.investorcentre.com/nz

 **By Mail:**  
Computershare Investor Services Limited  
Private Bag 92119, Auckland 1142  
New Zealand

#### Enquiries:

 Phone: +64 9 488 8777  
Fax: +64 9 488 8787  
Email: enquiry@computershare.co.nz

#### DIVIDEND STATEMENT

Record Date: 30 September 2021  
Payment Date: 15 October 2021  
HIN: 41080736  
Payment Ref: 67378/1828  
TFN: TFN noted

CHRISTOPHER JOHN CAMERON & MARGARET ANNE CAMERON

#### FINAL DIVIDEND OF 11.2 NZ CENTS PER SHARE AND IMPUTED TO 86 PERCENT

Class of Security	Holding	Payment Rate	Dividend Amount
MEZ - FULLY PAID ORDINARY SHARES (CH)	11,365	10.68144c	1,213.95
		Supplementary Dividend	184.24
		Total AU\$	1,398.19
		Less Withholding Tax	209.73
		<b>Net Dividend</b>	<b>1,188.46</b>

Unless otherwise indicated, all amounts are expressed in Australian Dollars  
Exchange Rate AU\$0.9537 = NZ\$1.00

#### NZ Tax Information

NZ Imputation Credit

221.76

Withholding Tax

209.73

Gross Dividend

1,398.19

**IMPORTANT** - Where tax has been deducted, this statement should be retained to assist in the completion of your Tax Return.

#### Your Payment Instruction

BANK A/C TO BE CREDITED: 182:222:12210:2395

NOREMAC SUPER FUND-PAC

#### Need to change your account?

Visit [www.investorcentre.com/nz](http://www.investorcentre.com/nz), go to My Profile and update your banking details

**GET ALL YOUR COMMUNICATIONS  
DIRECT TO YOUR EMAIL**

Visit [www.investorcentre.com/nz](http://www.investorcentre.com/nz)  
to elect electronic communications  
for your portfolio

1970069401

197P\NZ\_DC\_yymmmdl\_0\_MEL\_07378\_01 00694 001\*



MR C J CAMERON & MRS M A CAMERON  
 <NOREMAC SUPER FUND A/C>  
 3 CLATWORTHY COURT  
 BUDERIM QLD 4556  
 AUSTRALIA

**Update your information:**

**Online:**  
 www.investorcentre.com/nz

**By Mail:**  
 Computershare Investor Services Limited  
 Private Bag 92119, Auckland 1142  
 New Zealand

**Enquiries:**  
 Phone: +64 9 488 8777  
 Fax: +64 9 488 8787  
 Email: enquiry@computershare.co.nz

**DIVIDEND STATEMENT**

Record Date: 18 March 2022  
 Payment Date: 8 April 2022  
 HIN: 41080736  
 Payment Ref: 71322/1846  
 TFN: TFN noted

CHRISTOPHER JOHN CAMERON & MARGARET ANNE CAMERON

**INTERIM DIVIDEND OF 5.85 NZ CENTS PER SHARE AND IMPUTED TO 86 PERCENT**

Class of Security	Holding	Payment Rate	Dividend Amount
MEZ - FULLY PAID ORDINARY SHARES (CH)	11,365	5.383755c	611.86
		Supplementary Dividend	92.86
		Total AU\$	704.72
		Less Withholding Tax	105.71
		<b>Net Dividend</b>	<b>599.01</b>

Unless otherwise indicated, all amounts are expressed in Australian Dollars  
 Exchange Rate AU\$0.9203 = NZ\$1.00

**NZ Tax Information**

NZ Imputation Credit	Withholding Tax	Gross Dividend
111.78	105.71	704.72

**IMPORTANT** - Where tax has been deducted, this statement should be retained to assist in the completion of your Tax Return.

**Your Payment Instruction**

BANK A/C TO BE CREDITED: 182:222:12210:2395

NOREMAC SUPER FUND-PAC

**Need to change your account?**

Visit [www.investorcentre.com/nz](http://www.investorcentre.com/nz), go to My Profile and update your banking details

**GET ALL YOUR COMMUNICATIONS  
 DIRECT TO YOUR EMAIL**

Visit [www.investorcentre.com/nz](http://www.investorcentre.com/nz)  
 to elect electronic communications  
 for your portfolio

P16



1970068301

197PYNZ\_DC\_yyyyymmdd\_0\_MEL\_07624\_01 00683 001\*