

Hallz Super Fund Trial Balance

As at 30 June 2022

Last Year	Code	Account Name	Units	Debits	Credits
				\$	\$
	23800	Distributions Received			
(291.63)	23800/IOZ.AX1	Ishares Core S&p/Asx 200 ETF			
	23900	Dividends Received			
(2,457.73)	23900/BOQ.AX	Bank of Queensland			4,280.76
(3,000.00)	23900/GRR.AX	Grange Resources			2,200.00
(480.00)	23900/TLS.AX	Telstra			800.00
	24200	Contributions			
(4,495.52)	24200/HALJOH00001A	(Contributions) Hall, John David - Accumulation			4,408.81
(95,293.46)	24700	Changes in Market Values of Investments		11,044.52	
	25000	Interest Received			
(5.80)	25000/BankANZPremium	Cash at Bank - ANZ Essentials			0.70
(8.29)	25000/Cash at Bank - ANZ I	Cash at Bank - ANZ Investment Acct			2.69
1,540.00	30100	Accountancy Fees		1,650.00	
55.00	30200	Administration Costs		56.00	
259.00	30400	ATO Supervisory Levy		259.00	
357.50	30700	Auditor's Remuneration		330.00	
7,831.22	48500	Income Tax Expense		5,380.93	
95,989.71	49000	Profit/Loss Allocation Account			7,027.49
	50010	Opening Balance			
(206,097.21)	50010/HALJOH00001A	(Opening Balance) Hall, John David - Accumulation			302,086.92
	52420	Contributions			
(4,495.52)	52420/HALJOH00001A	(Contributions) Hall, John David - Accumulation			4,408.81
	53100	Share of Profit/(Loss)			
(101,961.49)	53100/HALJOH00001A	(Share of Profit/(Loss)) Hall, John David - Accumulation		2,935.05	
	53330	Income Tax			
9,792.96	53330/HALJOH00001A	(Income Tax) Hall, John David - Accumulation		7,839.93	
	53800	Contributions Tax			
674.34	53800/HALJOH00001A	(Contributions Tax) Hall, John David - Accumulation		661.32	
	60400	Bank Accounts			

Hallz Super Fund Trial Balance

As at 30 June 2022

Last Year	Code	Account Name	Units	Debits	Credits
				\$	\$
2,644.16	60400/BankANZPremiu m	Cash at Bank - ANZ Essentials		19,394.45	
102,833.03	60400/Cash at Bank - ANZ I	Cash at Bank - ANZ Investment Acct		86,523.76	
48.01	62500	Dividend Reinvestment - Residual Account		48.01	
	62550	DRP - Residual Account			
2.38	62550/BOQ.AX	Bank of Queensland		3.19	
	77600	Shares in Listed Companies			
87,519.77	77600/BOQ.AX	Bank of Queensland	10,148.0000	67,687.16	
5,950.00	77600/GRR.AX	Grange Resources	10,000.0000	12,650.00	
40,370.00	77600/GXY.AX	Galaxy Resources	0.0000		0.00
3,550.00	77600/IMU.AX	Imugene	300,000.0000	54,000.00	
0.00	77600/LKE.AX	Lake Resources N.I.	10,000.0000	7,850.00	
29,400.00	77600/LRS.AX	Latin Resources	600,000.0000	37,800.00	
	77600/RGL.AX	Riversgold	200,000.0000	5,200.00	
	77600/RNU.AX	Renascor Resources	20,000.0000	3,000.00	
	77600/SLM.AX	Solis Minerals	50,000.0000	4,750.00	
37,600.00	77600/TLS.AX	Telstra	0.0000		0.00
(7,830.43)	85000	Income Tax Payable/Refundable			3,847.14
				329,063.32	329,063.32

Current Year Profit/(Loss): (1,646.56)

Hallz Super Fund
Dividend Reconciliation Report
 For The Period 01 July 2021 - 30 June 2022

Date	Net Payment Received	Australian Income			Foreign Income			Withheld		
		Unfranked	Franked	Franking Credits	Foreign Income	Foreign Credits	NZ Credits	TFN Withheld	Non-Resident	LIC Deduction
Shares in Listed Companies										
BOQ.AX Bank of Queensland										
18/11/2021	2,113.54	0.00	2,113.54	905.80						
26/05/2022	2,167.22	0.00	2,167.22	928.81						
	4,280.76	0.00	4,280.76	1,834.61						
GRR.AX Grange Resources										
30/09/2021	200.00	0.00	200.00	85.71						
29/12/2021	1,000.00	0.00	1,000.00	428.57						
29/03/2022	1,000.00	0.00	1,000.00	428.57						
	2,200.00	0.00	2,200.00	942.85						
TLS.AX Telstra										
23/09/2021	800.00	0.00	800.00	342.86						
	800.00	0.00	800.00	342.86						
	7,280.76	0.00	7,280.76	3,120.32						

23900



Advanced Share Registry Limited

All correspondence to:

PO Box 1156, Nedlands
Western Australia 6909
PO Box Q1736
Queen Victoria Building
NSW 1230

Telephone: +61 8 9389 8033

Facsimile: +61 8 9262 3723

Email: admin@advancedshare.com.au

Website: www.advancedshare.com.au

Reference Number

X71383644



3034 GRR

HALLZ PTY LTD
<HALLZ SUPER FUND A/C>
790 BULLUMWAAL RD
MOUNT TAYLOR VIC 3875

ASX Code	GRR
TFN/ABN Status	TFN Quoted
Record Date	14 September 2021
Payment Date	30 September 2021

Interim Dividend for the half year ending 30 June 2021

Dear Shareholder,

This payment represents an interim dividend of 2 cent per share 100% fully franked at the corporate tax rate of 30%. The dividends are based on your holding of shares as at 14 September 2021.

If you would like to update your TFN, bank account and other details online, please log on to www.advancedshare.com.au

Class Description	Amount per Security	Number of Securities	Franked Amount	Gross Payment
Ordinary Fully Paid	2 cent	10,000	\$ 200.00	\$ 200.00
Total				\$ 200.00
Net Payment				\$ 200.00
Franking Credit				\$ 85.71

Note: You should retain this statement to assist you in preparing your tax return.

Your Payment Instruction

Name of Account : HALLZ PTY LTD

BSB Number : 013-701

Account Number : *****0652

Amount Deposited

\$ 200.00



Advanced Share Registry Limited

All correspondence to:
PO Box 1156, Nedlands
Western Australia 6909
PO Box Q1736
Queen Victoria Building
NSW 1230

Telephone: +61 8 9389 8033
Facsimile: +61 8 6370 4203

Email: admin@advancedshare.com.au
Website: www.advancedshare.com.au

Reference Number
X71383644



3034 GRR

HALLZ PTY LTD
<HALLZ SUPER FUND A/C>
790 BULLUMWAAL RD
MOUNT TAYLOR VIC 3875

ASX Code GRR
TFN/ABN Status TFN Quoted
Record Date 16 December 2021
Payment Date 29 December 2021

Special Dividend

Dear Shareholder,

This payment represents a special dividend of 10 cents per share 100% fully franked at the corporate tax rate of 30%. The dividends are based on your holding of shares as at 16 December 2021.

If you would like to update your TFN, bank account and other details online, please log on to www.advancedshare.com.au

Class Description	Amount per Security	Number of Securities	Franked Amount	Gross Payment
Ordinary Fully Paid	10 cents	10,000	\$ 1,000.00	\$ 1,000.00
Total				\$ 1,000.00
Net Payment				\$ 1,000.00
Franking Credit				\$ 428.57

Note: You should retain this statement to assist you in preparing your tax return.

Your Payment Instruction

Name of Account : HALLZ PTY LTD
BSB Number : 013-701
Account Number : *****0652

Amount Deposited

\$ 1,000.00



Advanced Share Registry Limited

All correspondence to:

PO Box 1156, Nedlands
Western Australia 6909
PO Box Q1736
Queen Victoria Building
NSW 1230

Telephone: +61 8 9389 8033
Facsimile: +61 8 6370 4203

Email: admin@advancedshare.com.au
Website: www.advancedshare.com.au

Reference Number

X71383644



3034 GRR

HALLZ PTY LTD
<HALLZ SUPER FUND A/C>
790 BULLUMWAAL RD
MOUNT TAYLOR VIC 3875

ASX Code
TFN/ABN Status
Record Date
Payment Date

GRR
TFN Quoted
14 March 2022
29 March 2022

Final Dividend for the year ending 31 December 2021

Dear Shareholder,

This payment represents a final dividend of 10 cents per share 100% fully franked at the corporate tax rate of 30%. The dividends are based on your holding of shares as at 14 March 2022.

If you would like to update your TFN, bank account and other details online, please log on to www.advancedshare.com.au

Class Description	Amount per Security	Number of Securities	Franked Amount	Gross Payment
Ordinary Fully Paid	10 cents	10,000	\$ 1,000.00	\$ 1,000.00
Total				\$ 1,000.00
Net Payment				\$ 1,000.00
Franking Credit				\$ 428.57

Note: You should retain this statement to assist you in preparing your tax return.

Your Payment Instruction

Name of Account : HALLZ PTY LTD
BSB Number : 013-701
Account Number : *****0652

Amount Deposited

\$ 1,000.00

ANZ CASH INVESTMENT ACCT STATEMENT

Account Number 2193-017

Transaction Details

Please retain this statement for taxation purposes

Date	Transaction Details	Withdrawals (\$)	Deposits (\$)	Balance (\$)
2022				
24 MAR	OPENING BALANCE			102,943.94
04 APR	SHARE TRADE WITHDRAWAL TO CMC MARKETS STOC 20554482	21,000.00		81,943.94
05 APR	TRANSFER FROM CMC MARKETS STOC C18617239		43,452.15	125,396.09
06 APR	SHARE TRADE WITHDRAWAL TO CMC MARKETS STOC C18640388	24,226.62		101,169.47
08 APR	SHARE TRADE WITHDRAWAL TO CMC MARKETS STOC C18676525	9,519.95		91,649.52
23 MAY	SHARE TRADE WITHDRAWAL TO CMC MARKETS STOC C19163567	5,125.76		86,523.76
TOTALS AT END OF PAGE		\$59,872.33	\$43,452.15	
TOTALS AT END OF PERIOD		\$59,872.33	\$43,452.15	\$86,523.76

Yearly Summary

Previous Year to 30/06/2022 (\$)

Interest earned on deposits

2.69

TAX INVOICE

DATE: 30 March 2022
INVOICE NO: 34310
CLIENT CODE: HALLZSF

Hallz Pty Ltd
790 Bullumwaal Road
MOUNT TAYLOR VIC 3875

Preparation of the Financial Statements of the Superannuation Fund for the year ended 30 June 2021.

Preparation and lodgement of 2021 Superannuation Fund Income Tax Return.

Extra work involved preparation of capital gains tax schedules from share trading activities.

Organising audit of the Fund including provision of all information to the Auditor and liaising with him as required.

Maintenance of the Fund's Registers and/or Minutes at our premises for the previous year.

Accounting software charges to date and processing transactions for the year ended 30 June 2021.

Dealing with all Australian Taxation Office correspondence on your behalf. 1,500.00

Net Amount \$	1,500.00
GST \$	150.00
TOTAL AMOUNT DUE	\$1,650.00

Please note our terms are strictly 14 days from the date of invoice.

3070C

TAX INVOICE

DATE: 29 March 2022
INVOICE NO: 34297
CLIENT CODE: HALLZSF

Hallz Pty Ltd
790 Bullumwaal Road
MOUNT TAYLOR VIC 3875

HALLZ SUPER FUND

Audit of the Superannuation Fund for the year ended 30 June 2021 by the funds independent auditor Mr AW Boys.

Audit of the accounting records of the Fund for the year ended and subsequent transactions and events as appropriate.

Review of the Fund's financial statements including operating statement, statement of financial position, notes to financial statements and member statements.

Review of the Fund's Trust Deed and compliance with the requirements of the S.I.S. Legislation.

Review of the Minutes of the Fund.

Preparation of your Independent Audit report and management letter advising any issues arising from the audit.

300.00

Net Amount \$	300.00
GST \$	30.00
TOTAL AMOUNT DUE	\$ 330.00

Please note our terms are strictly 14 days from the date of invoice.

60400



ANZ BUSINESS ESSENTIALS STATEMENT

STATEMENT NUMBER 42
24 JUNE 2021 TO 24 SEPTEMBER 2021

034/1330



MR AND MRS J D HALL
HALLZ SUPER FUND
790 BULLUMWAAL RD
MOUNT TAYLOR VIC 3875

WELCOME TO YOUR ANZ ACCOUNT AT A GLANCE

Account Details

HALLZ PTY LTD ATF
HALLZ SUPER FUND

Branch Number (BSB)

013-701

Account Number

4522-00652

Account Descriptor

BUSINESS CASH MGMT

Opening Balance:

\$ **2,644.16**

Total Deposits:

\$ **1,071.87**


Total Withdrawals:

\$ **511.00**

Closing Balance:

\$ **3,205.03**

256RFSFP903A0K0518_MAU21_009



452200652_00839 E-1330 S-2971 I-5941

NEED TO GET IN TOUCH?



ANZ Internet Banking
anz.com

OR



Enquiries: 13 13 14
Lost/Stolen Cards: 1800 033 844

ANZ BUSINESS ESSENTIALS STATEMENT

Account Number 4522-006.

Transaction Details

Please retain this statement for taxation purposes

Date	Transaction Details	Withdrawals (\$)	Deposits (\$)	Balance (\$)
2021				
24 JUN	OPENING BALANCE			2,644.16 ✓
26 JUL	ANZ INTERNET BANKING BPAY TAX OFFICE PAYMENT {702248} EFFECTIVE DATE 25 JUL 2021	511.00		2,133.16
26 AUG	TRANSFER FROM ATO ATO004000015152997		271.87	2,405.03
23 SEP	DIVIDEND FROM TLS FNL DIV 001264918255		800.00	3,205.03
TOTALS AT END OF PAGE		\$511.00	\$1,071.87	
TOTALS AT END OF PERIOD		\$511.00	\$1,071.87	\$3,205.03

Yearly Summary

Previous Year to 30/06/2021 (\$)

Interest earned on deposits 5.80

Fee Summary

Fees Charged for period: 01 JUL 2021 to 30 JUL 2021

Summary of ANZ Transaction Fees	Transactions		Fee Per Transaction (\$)	Total Charge (\$)
	Total	Free Additional		
Transaction Fees				
INTERNET/ONLINE WDL	1.00	1.00	0.60	0.00
Total Transaction Fees Charged				\$0.00

Please note: Overseas transaction fees, overseas ATM fees and non ANZ ATM operator fees not included

Fees Charged for period: 31 JUL 2021 to 31 AUG 2021

Summary of ANZ Transaction Fees	Transactions		Fee Per Transaction (\$)	Total Charge (\$)
	Total	Free Additional		
Transaction Fees				
EFTPOS/PHONE BANKING WDL	1.00	1.00	0.60	0.00
Total Transaction Fees Charged				\$0.00

Please note: Overseas transaction fees, overseas ATM fees and non ANZ ATM operator fees not included

Please note: Your fee cycle may not always reconcile with your statement cycle. This statement date ends on 24/09/21 and the monthly fee cycle, as appears above, ended on 31/08/21.

ANZ BUSINESS ESSENTIALS STATEMENT

Account Number 4522-00652

Transaction Details

Please retain this statement for taxation purposes

Date	Transaction Details	Withdrawals (\$)	Deposits (\$)	Balance (\$)
2021				
24 SEP	OPENING BALANCE			3,205.03
30 SEP	TRANSFER FROM GRANGES RESOURCE 88002018699		200.00	3,405.03
06 OCT	TRANSFER FROM ATO ATO009000015536923		345.65	3,750.68
21 OCT	TRANSFER FROM ATO ATO009000015608263		345.96	4,096.64
29 OCT	ANZ INTERNET BANKING BPAY TAX OFFICE PAYMENT {993223}	511.00		3,585.64
01 DEC	TRANSFER FROM ATO ATO002000016068872		443.92	4,029.56
02 DEC	TRANSFER FROM CMC MARKETS STOC 18960020		10,000.00	14,029.56
03 DEC	ANZ INTERNET BANKING BPAY SLM 2021 IPO {000391}	10,000.00		4,029.56
	TOTALS AT END OF PAGE	\$10,511.00	\$11,335.53	
	TOTALS AT END OF PERIOD	\$10,511.00	\$11,335.53	\$4,029.56

Fee Summary

Fees Charged for period: 01 SEP 2021 to 30 SEP 2021

Summary of ANZ Transaction Fees

Transaction Fees	Transactions		Fee Per Transaction (\$)	Total Charge (\$)
	Total	Free Additional		
EFTPOS/PHONE BANKING WDL	2.00	2.00	0.60	0.00
Total Transaction Fees Charged				\$0.00

Please note: Overseas transaction fees, overseas ATM fees and non ANZ ATM operator fees not included

Fees Charged for period: 01 OCT 2021 to 29 OCT 2021

Summary of ANZ Transaction Fees

Transaction Fees	Transactions		Fee Per Transaction (\$)	Total Charge (\$)
	Total	Free Additional		
INTERNET/ONLINE WDL	1.00	1.00	0.60	0.00
EFTPOS/PHONE BANKING WDL	2.00	2.00	0.60	0.00
Total Transaction Fees Charged				\$0.00

Please note: Overseas transaction fees, overseas ATM fees and non ANZ ATM operator fees not included

ANZ BUSINESS ESSENTIALS STATEMENT

Account Number 4522-00652

Transaction Details

Please retain this statement for taxation purposes

Date	Transaction Details	Withdrawals (\$)	Deposits (\$)	Balance (\$)
2021				
24 DEC	OPENING BALANCE			4,029.56
29 DEC	TRANSFER FROM GRANGES RESOURCE 88002018699		1,000.00	5,029.56
31 DEC	CREDIT INTEREST PAID		0.01	5,029.57
2022				
06 JAN	TRANSFER FROM ATO ATO009000015874685		330.77	5,360.34
28 JAN	TRANSFER FROM ATO ATO002000016180581		455.36	5,815.70
28 JAN	ANZ INTERNET BANKING BPAY TAX OFFICE PAYMENT {590605}	511.00		5,304.70
31 JAN	CREDIT INTEREST PAID		0.04	5,304.74
28 FEB	CREDIT INTEREST PAID		0.04	5,304.78
01 MAR	TRANSFER FROM ATO ATO003000016117966		348.13	5,652.91
15 MAR	ANZ INTERNET BANKING BPAY ASIC {386795}	56.00		5,596.91
TOTALS AT END OF PAGE		\$567.00	\$2,134.35	
TOTALS AT END OF PERIOD		\$567.00	\$2,134.35	\$5,596.91

This Statement Includes

Interest earned on deposits	\$0.09
-----------------------------	--------

Fee Summary

Fees Charged for period: 01 DEC 2021 to 31 DEC 2021

Summary of ANZ Transaction Fees

Transaction Fees	Transactions		Fee Per Transaction (\$)	Total Charge (\$)
	Total	Free Additional		
INTERNET/ONLINE WDL	1.00	1.00	0.60	0.00
EFTPOS/PHONE BANKING WDL	3.00	3.00	0.60	0.00
Total Transaction Fees Charged				\$0.00

Please note: Overseas transaction fees, overseas ATM fees and non ANZ ATM operator fees not included

ANZ BUSINESS ESSENTIALS STATEMENT

Account Number 4522-00652

Transaction Details

Please retain this statement for taxation purposes

Date	Transaction Details	Withdrawals (\$)	Deposits (\$)	Balance (\$)
2022				
24 MAR	OPENING BALANCE			5,596.91
29 MAR	TRANSFER FROM GRANGES RESOURCE 88002018699		1,000.00	6,596.91
31 MAR	CREDIT INTEREST PAID		0.05	6,596.96
01 APR	TRANSFER FROM ATO ATO001000016518292		411.68	7,008.64
04 APR	TRANSFER FROM CMC MARKETS STOC 20554483		21,000.00	28,008.64
29 APR	CREDIT INTEREST PAID		0.20	28,008.84
05 MAY	TRANSFER FROM ATO ATO006000016151361		385.95	28,394.79
16 MAY	ANZ INTERNET BANKING BPAY TAX OFFICE PAYMENT {081554} EFFECTIVE DATE 14 MAY 2022	511.00		27,883.79
16 MAY	ANZ MOBILE BANKING PAYMENT 068975 TO EAGER AND PARTNERS EFFECTIVE DATE 14 MAY 2022	1,980.00		25,903.79
16 MAY	ANZ INTERNET BANKING BPAY TAX OFFICE PAYMENT {063346} EFFECTIVE DATE 14 MAY 2022	7,579.22		18,324.57
31 MAY	CREDIT INTEREST PAID		0.20	18,324.77
03 JUN	TRANSFER FROM ATO ATO001100015870146		411.53	18,736.30
	TOTALS AT END OF PAGE	\$10,070.22	\$23,209.61	
	TOTALS AT END OF PERIOD	\$10,070.22	\$23,209.61	\$18,736.30

This Statement Includes

Interest earned on deposits	\$0.45
-----------------------------	--------

Fee Summary

Fees Charged for period: 01 MAR 2022 to 31 MAR 2022

Summary of ANZ Transaction Fees

Transaction Fees	Transactions		Fee Per Transaction (\$)	Total Charge (\$)
	Total	Free Additional		
INTERNET/ONLINE WDL	1.00	1.00	0.60	0.00
EFTPOS/PHONE BANKING WDL	2.00	2.00	0.60	0.00
Total Transaction Fees Charged				\$0.00

Please note: Overseas transaction fees, overseas ATM fees and non ANZ ATM operator fees not included

60400



ANZ BUSINESS ESSENTIALS STATEMENT

STATEMENT NUMBER 46

24 JUNE 2022 TO 23 SEPTEMBER 2022

MR AND MRS J D HALL
HALLZ SUPER FUND
790 BULLUMWAAL RD
MOUNT TAYLOR VIC 3875

WELCOME TO YOUR ANZ ACCOUNT AT A GLANCE

Account Details

HALLZ PTY LTD ATF
HALLZ SUPER FUND

Branch Number (BSB)

013-701

Account Number

4522-00652

Account Descriptor

BUSINESS CASH MGMT

Opening Balance:

\$ **18,736.30**

Total Deposits:

\$ **1,136.29**

Total Withdrawals:

\$ **13,876.22**

Closing Balance:

\$ **5,996.37**

NEED TO GET IN TOUCH?



ANZ Internet Banking
anz.com

OR



Enquiries: 13 13 14
Lost/Stolen Cards: 1800 033 844

ANZ BUSINESS ESSENTIALS STATEMENT

Account Number 4522-00652

Transaction Details

Please retain this statement for taxation purposes

Date	Transaction Details	Withdrawals (\$)	Deposits (\$)	Balance (\$)
2022				
24 JUN	OPENING BALANCE			18,736.30
30 JUN	TRANSFER FROM ATO ATO004000016100316		657.99	19,394.29
30 JUN	CREDIT INTEREST PAID		0.16	19,394.45
05 JUL	ANZ INTERNET BANKING BPAY TAX OFFICE PAYMENT {985659}	7,579.22		11,815.23
27 JUL	ANZ INTERNET BANKING BPAY TAX OFFICE PAYMENT {509750}	6,297.00		5,518.23
29 JUL	CREDIT INTEREST PAID		0.10	5,518.33
31 AUG	CREDIT INTEREST PAID		0.05	5,518.38
08 SEP	TRANSFER FROM ATO ATO005000016941186		477.99	5,996.37
	TOTALS AT END OF PAGE	\$13,876.22	\$1,136.29	
	TOTALS AT END OF PERIOD	\$13,876.22	\$1,136.29	\$5,996.37

This Statement Includes

Interest earned on deposits	\$0.31
-----------------------------	--------

Yearly Summary

Previous Year to 30/06/2022 (\$)

Interest earned on deposits	0.70
-----------------------------	------

Fee Summary

Fees Charged for period: 01 JUN 2022 to 30 JUN 2022

Summary of ANZ Transaction Fees

Transaction Fees	Transactions		Fee Per Transaction (\$)	Total Charge (\$)
	Total	Free Additional		
EFTPOS/PHONE BANKING WDL	2.00	2.00	0.60	0.00
Total Transaction Fees Charged				\$0.00

Please note: Overseas transaction fees, overseas ATM fees and non ANZ ATM operator fees not included

60400



ANZ CASH INVESTMENT ACCT STATEMENT

STATEMENT NUMBER 12

24 MARCH 2021 TO 24 SEPTEMBER 2021

034/1329



HALLZ P/L
790 BULLUMWAAL RD
MOUNT TAYLOR VIC 3875

WELCOME TO YOUR ANZ ACCOUNT AT A GLANCE

Account Details

SHARE INVESTING LIMITED
HALLZ S/F

Branch Number (BSB)

012-012

Account Number

2193-01705

Account Descriptor

TRUST ACCOUNT

Opening Balance:

\$96,045.79

Total Deposits:

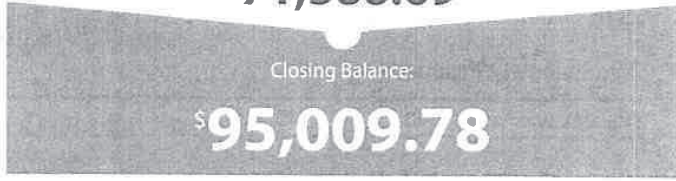
\$70,352.68

Total Withdrawals:


\$71,388.69

Closing Balance:

\$95,009.78



288RS903A040518_MU21_009



219301705_00838 E:1329 S:2969 I:5937

NEED TO GET IN TOUCH?



ANZ Internet Banking
anz.com

OR



Enquiries: 133350
Lost/Stolen Cards: 1800 033 844

ANZ CASH INVESTMENT ACCT STATEMENT

Account Number 2193-01

Transaction Details

Please retain this statement for taxation purposes

Date	Transaction Details	Withdrawals (\$)	Deposits (\$)	Balance (\$)
2021				
24 MAR	OPENING BALANCE			96,045.79
31 MAR	CREDIT INTEREST PAID		0.65	96,046.44
30 APR	CREDIT INTEREST PAID		0.79	96,047.23
31 MAY	CREDIT INTEREST PAID		0.81	96,048.04
02 JUN	SHARE TRADE WITHDRAWAL TO CMC MARKETS STOC C14856873	15,229.95		80,818.09
08 JUN	TRANSFER FROM CMC MARKETS STOC C14926049		26,483.34	107,301.43
08 JUN	TRANSFER FROM CMC MARKETS STOC C14925601		34,387.13	141,688.56
08 JUN	SHARE TRADE WITHDRAWAL TO CMC MARKETS STOC C14926121	39,943.89		101,744.67
22 JUN	TRANSFER FROM CMC MARKETS STOC C15073633		9,477.45	111,222.12
22 JUN	SHARE TRADE WITHDRAWAL TO CMC MARKETS STOC C15073949	3,369.95		107,852.17
22 JUN	SHARE TRADE WITHDRAWAL TO CMC MARKETS STOC C15074160	5,019.95		102,832.22
30 JUN	CREDIT INTEREST PAID		0.81	102,833.03
30 JUL	CREDIT INTEREST PAID		0.84	102,833.87
11 AUG	SHARE TRADE WITHDRAWAL TO CMC MARKETS STOC C15663933	7,824.95		95,008.92
31 AUG	CREDIT INTEREST PAID		0.86	95,009.78
TOTALS AT END OF PAGE		\$71,388.69	\$70,352.68	
TOTALS AT END OF PERIOD		\$71,388.69	\$70,352.68	\$95,009.78

This Statement Includes

Interest earned on deposits	\$4.76
-----------------------------	--------

Yearly Summary

Previous Year to 30/06/2021 (\$)

Interest earned on deposits	8.29
-----------------------------	------

ANZ CASH INVESTMENT ACCT STATEMENT

Account Number 2193-01705

Transaction Details

Please retain this statement for taxation purposes

Date	Transaction Details	Withdrawals (\$)	Deposits (\$)	Balance (\$)
2021				
24 SEP	OPENING BALANCE			95,009.78
30 SEP	CREDIT INTEREST PAID		0.78	95,010.56
25 OCT	TRANSFER FROM CMC MARKETS STOC C16664638		37,458.75	132,469.31
29 OCT	CREDIT INTEREST PAID		0.21	132,469.52
02 DEC	SHARE TRADE WITHDRAWAL TO CMC MARKETS STOC 18960019	10,000.00		122,469.52
16 DEC	SHARE TRADE WITHDRAWAL TO CMC MARKETS STOC C17347759	3,019.95		119,449.57
2022				
31 JAN	SHARE TRADE WITHDRAWAL TO CMC MARKETS STOC C17822236	21,529.95		97,919.62
23 FEB	TRANSFER FROM CMC MARKETS STOC C18110536		21,370.05	119,289.67
28 FEB	SHARE TRADE WITHDRAWAL TO CMC MARKETS STOC C18165137	17,944.37		101,345.30
01 MAR	TRANSFER FROM CMC MARKETS STOC C18192425		56,422.15	157,767.45
03 MAR	TRANSFER FROM CMC MARKETS STOC C18224280		19,790.05	177,557.50
10 MAR	SHARE TRADE WITHDRAWAL TO CMC MARKETS STOC C18317353	20,722.77		156,834.73
10 MAR	SHARE TRADE WITHDRAWAL TO CMC MARKETS STOC C18317651	47,618.31		109,216.42
11 MAR	TRANSFER FROM CMC MARKETS STOC C18340306		49,245.77	158,462.19
14 MAR	SHARE TRADE WITHDRAWAL TO CMC MARKETS STOC C18344572	78,886.68		79,575.51
17 MAR	TRANSFER FROM CMC MARKETS STOC C18391835		77,514.64	157,090.15
17 MAR	SHARE TRADE WITHDRAWAL TO CMC MARKETS STOC C18400064	57,668.07		99,422.08
18 MAR	SHARE TRADE WITHDRAWAL TO CMC MARKETS STOC C18417340	38,004.67		61,417.41
22 MAR	TRANSFER FROM CMC MARKETS STOC C18448707		99,590.33	161,007.74
23 MAR	SHARE TRADE WITHDRAWAL TO CMC MARKETS STOC C18454139	58,063.80		102,943.94
TOTALS AT END OF PAGE		\$353,458.57	\$361,392.73	
TOTALS AT END OF PERIOD		\$353,458.57	\$361,392.73	\$102,943.94

This Statement Includes

Interest earned on deposits	\$0.99
-----------------------------	--------



ANZ CASH INVESTMENT ACCT STATEMENT

STATEMENT NUMBER 14

24 MARCH 2022 TO 23 SEPTEMBER 2022

034/1331



HALLZ P/L
790 BULLUMWAAL RD
MOUNT TAYLOR VIC 3875

WELCOME TO YOUR ANZ ACCOUNT AT A GLANCE

Account Details

HALLZ S/F

Branch Number (BSB)

012-012

Account Number

2193-01705

Opening Balance:

\$102,943.94

Total Deposits:

\$43,452.15

Total Withdrawals:

\$59,872.33

Closing Balance:

\$86,523.76

267RSP903A043425_MUJ22_011



219301705_01003 E-1331 S-2995 I-5869

NEED TO GET IN TOUCH?



ANZ Internet Banking
anz.com

OR



Enquiries: 133353
Lost/Stolen Cards: 1800 033 844

ANZ CASH INVESTMENT ACCT STATEMENT

Account Number 2193-017

Transaction Details

Please retain this statement for taxation purposes

Date	Transaction Details	Withdrawals (\$)	Deposits (\$)	Balance (\$)
2022				
24 MAR	OPENING BALANCE			102,943.94
04 APR	SHARE TRADE WITHDRAWAL TO CMC MARKETS STOC 20554482	21,000.00		81,943.94
05 APR	TRANSFER FROM CMC MARKETS STOC C18617239		43,452.15	125,396.09
06 APR	SHARE TRADE WITHDRAWAL TO CMC MARKETS STOC C18640388	24,226.62		101,169.47
08 APR	SHARE TRADE WITHDRAWAL TO CMC MARKETS STOC C18676525	9,519.95		91,649.52
23 MAY	SHARE TRADE WITHDRAWAL TO CMC MARKETS STOC C19163567	5,125.76		86,523.76
	TOTALS AT END OF PAGE	\$59,872.33	\$43,452.15	
	TOTALS AT END OF PERIOD	\$59,872.33	\$43,452.15	\$86,523.76

Yearly Summary

Previous Year to 30/06/2022 (\$)

Interest earned on deposits	2.69
-----------------------------	------

62500

	2022
Sold shares carried forward balance	
MTU	9.52
WBC	17.27
WOW	<u>21.22</u>
	48.01

77600
HOLDINGS



SHARE INVESTING

HALLZ PTY LTD <HALLZ S/F A/C>

790 BULLUMWAAL RD

MOUNT-TAYLOR VIC:3875

AUSTRALIA

Holdings

At close of business: 30/06/2022

Trading Account Number: 1359248

Code	Company Name	Closing Price	FX Rate	Quantity	Value
BOQ	BANK OF QUEENSLAND LIMITED.	6.670		10,148	67,687.160
GRR	GRANGE RESOURCES LIMITED.	1.265		10,000	12,650.000
IMU	IMUGENE LIMITED	0.180		300,000	54,000.000
LKE	LAKE RESOURCES N.L.	0.785		10,000	7,850.000
LRS	LATIN RESOURCES LIMITED	0.063		600,000	37,800.000
RGL	RIVERSGOLD LIMITED	0.026		200,000	5,200.000
RNU	RENASCOR RESOURCES LIMITED	0.150		20,000	3,000.000
SLM	SOLIS MINERALS LTD.	0.095		50,000	4,750.000
Total					192,937.160

While every effort has been made to provide you with an accurate transaction summary, we give no warranty of accuracy or reliability and take no responsibility for any errors or omissions including by negligence. You should confirm the information, holdings and valuations contained herein. All prices and values are denominated in AUD unless otherwise indicated. The ANZ Share Investing service is provided by CMC Markets Stockbroking Limited (ABN 69 081 002 851, AFSL 246381), a Participant of the ASX Group (CMC Markets Stockbroking), SSX (Sydney Stock Exchange) and CMC (in Australia) at the request of Australia and New Zealand Banking Group Limited ABN 11 005 357 522.

Generated: 30/06/2022 03:30:44



SHARE INVESTING

HALLZ PTY LTD <HALLZ S/F A/C>
790 BULLUMWAAL RD
MOUNT TAYLOR VIC 3875
AUSTRALIA

77600
BUY'S
SELL'S

Confirmations

Period: 01/07/2021 - 30/06/2022
Trading Account Number: 1359248

Code	Confirmation No.	Type	Trade Date	Settlement Date	Price	Quantity	Brokerage	GST	Other fees	Consideration
LRS	15663933	Buy	09/08/2021	11/08/2021	0.039	200000	22.68	2.27	0.00	7,824.95
TLS	16664638	Sell	21/10/2021	25/10/2021	3.750	10000	37.50	3.75	0.00	37,458.75
LRS	17347759	Buy	14/12/2021	16/12/2021	0.030	100000	18.14	1.81	0.00	3,019.95
RNU	17822236	Buy	27/01/2022	31/01/2022	0.215	100000	27.23	2.72	0.00	21,529.95
RNU	18110536	Sell	21/02/2022	23/02/2022	0.268	80000	27.23	2.72	0.00	21,370.05
AKE	18165137	Buy	24/02/2022	28/02/2022	8.962	2000	18.14	1.81	0.00	17,944.37
AKE	18192425	Sell	25/02/2022	01/03/2022	9.025	6259	56.48	5.65	0.00	56,422.15
AKE	18224280	Sell	01/03/2022	03/03/2022	9.910	2000	27.23	2.72	0.00	19,790.05
IMU	18317353	Buy	08/03/2022	10/03/2022	0.230	90000	20.70	2.07	0.00	20,722.77
AKE	18317651	Buy	08/03/2022	10/03/2022	9.513	5000	47.57	4.76	0.00	47,618.31
AKE	18340306	Sell	09/03/2022	11/03/2022	9.860	5000	49.30	4.93	0.00	49,245.77
TLS	18344572	Buy	10/03/2022	14/03/2022	3.940	20000	78.80	7.88	0.00	78,886.68
AKE	18400064	Buy	15/03/2022	17/03/2022	9.601	6000	57.60	5.76	0.00	57,668.07
TLS	18391835	Sell	15/03/2022	17/03/2022	3.880	20000	77.60	7.76	0.00	77,514.64
AKE	18417340	Buy	16/03/2022	18/03/2022	9.491	4000	37.96	3.80	0.00	38,004.67
AKE	18448707	Sell	18/03/2022	22/03/2022	9.970	10000	99.70	9.97	0.00	99,590.33
IMU	18454139	Buy	21/03/2022	23/03/2022	0.290	200000	58.00	5.80	0.00	58,063.80
LRS	18617239	Sell	01/04/2022	05/04/2022	0.145	300000	43.50	4.35	0.00	43,452.15
LKE	18640388	Buy	04/04/2022	06/04/2022	2.420	10000	24.20	2.42	0.00	24,226.62
RGL	18676525	Buy	06/04/2022	08/04/2022	0.095	100000	18.14	1.81	0.00	9,519.95
RGL	19163567	Buy	19/05/2022	23/05/2022	0.051	100000	22.68	2.27	0.00	5,125.76

While every effort has been made to provide you with an accurate transaction summary, we give no warranty of accuracy or reliability and take no responsibility for any errors or omissions including by negligence. You should confirm the information, holdings and valuations contained herein. All prices and values are denominated in AUD unless otherwise indicated. The ANZ Share Investing service is provided by CMC Markets Stockbroking Limited (ABN 69 081 002 851, AFSL 246381), a Participant of the ASX Group (CMC Markets Stockbroking), SSX (Sydney Stock Exchange) and Cboe (Cboe Australia) at the request of Australia and New Zealand Banking Group Limited ABN 11 005 357 522.

77600

1

MOVEMENT

Hallz Super Fund General Ledger

As at 30 June 2022

Transaction Date	Description	Units	Debit	Credit	Balance \$
Shares in Listed Companies (77600)					
<u>Allkem (AKE.AX)</u>					
06/12/2021	ORE.AX to AKE.AX	6,259.00	43,313.84		43,313.84 DR
06/12/2021	Total Revaluation - 06/12/2021 @ \$8.520000 (System Price) - 6,259.000000 Units on hand		10,012.84		53,326.68 DR
28/02/2022	SHARE TRADE WITHDRAWAL TO CMC MARKETS STOC C18165137	2,000.00	17,944.37		71,271.05 DR
01/03/2022	TRANSFER FROM CMC MARKETS STOC C18192425	(6,259.00)		47,842.62	23,428.43 DR
01/03/2022	Unrealised Gain writeback as at 01/03/2022			7,588.13	15,840.30 DR
03/03/2022	TRANSFER FROM CMC MARKETS STOC C18224280	(2,000.00)		13,415.59	2,424.71 DR
03/03/2022	Unrealised Gain writeback as at 03/03/2022			2,424.71	0.00 DR
10/03/2022	SHARE TRADE WITHDRAWAL TO CMC MARKETS STOC C18317651	5,000.00	47,618.31		47,618.31 DR
11/03/2022	TRANSFER FROM CMC MARKETS STOC C18340306	(5,000.00)		47,618.31	0.00 DR
17/03/2022	SHARE TRADE WITHDRAWAL TO CMC MARKETS STOC C18400064	6,000.00	57,668.07		57,668.07 DR
18/03/2022	SHARE TRADE WITHDRAWAL TO CMC MARKETS STOC C18417340	4,000.00	38,004.67		95,672.74 DR
22/03/2022	TRANSFER FROM CMC MARKETS STOC C18448707	(10,000.00)		95,672.74	0.00 DR
		0.00	214,562.10	214,562.10	0.00 DR
<u>Bank of Queensland (BOQ.AX)</u>					
01/07/2021	Opening Balance	9,607.00			87,519.77 DR
18/11/2021	AUD 0.22 FRANKED, 30% CTR, DRP NIL DISC	244.00	2,115.38		89,635.15 DR
26/05/2022	AUD 0.22 FRANKED, 30% CTR, DRP 2.5% DISC	297.00	2,164.57		91,799.72 DR
30/06/2022	Total Revaluation - 30/06/2022 @ \$6.670000 (System Price) - 10,148.000000 Units on hand			24,112.56	67,687.16 DR
		10,148.00	4,279.95	24,112.56	67,687.16 DR
<u>Grange Resources (GRR.AX)</u>					
01/07/2021	Opening Balance	10,000.00			5,950.00 DR
30/06/2022	Total Revaluation - 30/06/2022 @ \$1.265000 (System Price) - 10,000.000000 Units on hand		6,700.00		12,650.00 DR
		10,000.00	6,700.00		12,650.00 DR
<u>Galaxy Resources (GXY.AX)</u>					
01/07/2021	Opening Balance	11,000.00			40,370.00 DR
25/08/2021	GXY.AX merger / takeover as at 25/08/2021	(11,000.00)		43,313.84	2,943.84 CR
25/08/2021	Unrealised Gain writeback as at 25/08/2021			2,943.84	0.00 DR
		0.00	2,943.84	43,313.84	0.00 DR
<u>Imugene (IMU.AX)</u>					
01/07/2021	Opening Balance	10,000.00			3,550.00 DR
10/03/2022	SHARE TRADE WITHDRAWAL TO CMC MARKETS STOC C18317353	90,000.00	20,722.77		24,272.77 DR
23/03/2022	SHARE TRADE WITHDRAWAL TO CMC MARKETS STOC C18454139	200,000.00	58,063.80		82,336.57 DR
30/06/2022	Total Revaluation - 30/06/2022 @ \$0.180000 (System Price) - 300,000.000000 Units on hand			28,336.57	54,000.00 DR
		300,000.00	78,786.57	28,336.57	54,000.00 DR

77600
2

Hallz Super Fund General Ledger

As at 30 June 2022

Transaction Date	Description	Units	Debit	Credit	Balance \$
<u>Lake Resources N.J. (LKE.AX)</u>					
06/04/2022	SHARE TRADE WITHDRAWAL TO CMC MARKETS STOC C18640388	10,000.00	24,226.62		24,226.62 DR
30/06/2022	Total Revaluation - 30/06/2022 @ \$0.785000 (System Price) - 10,000.000000 Units on hand			16,376.62	7,850.00 DR
		10,000.00	24,226.62	16,376.62	7,850.00 DR
<u>Latin Resources (LRS.AX)</u>					
01/07/2021	Opening Balance	600,000.00			29,400.00 DR
11/08/2021	SHARE TRADE WITHDRAWAL TO CMC MARKETS STOC C15663933	200,000.00	7,824.95		37,224.95 DR
16/12/2021	SHARE TRADE WITHDRAWAL TO CMC MARKETS STOC C17347759	100,000.00	3,019.95		40,244.90 DR
05/04/2022	TRANSFER FROM CMC MARKETS STOC C18617239	(300,000.00)		21,293.50	18,951.40 DR
05/04/2022	Unrealised Gain writeback as at 05/04/2022		7,656.12		26,607.52 DR
30/06/2022	Total Revaluation - 30/06/2022 @ \$0.063000 (System Price) - 600,000.000000 Units on hand		11,192.48		37,800.00 DR
		600,000.00	29,693.50	21,293.50	37,800.00 DR
<u>Orocobre (ORE.AX)</u>					
25/08/2021	GXY.AX merger / takeover as at 25/08/2021	6,259.00	43,313.84		43,313.84 DR
06/12/2021	ORE.AX to AKE.AX	(6,259.00)			43,313.84 DR
06/12/2021	ORE.AX to AKE.AX	0.00		43,313.84	0.00 DR
		0.00	43,313.84	43,313.84	0.00 DR
<u>Riversgold (RGL.AX)</u>					
08/04/2022	SHARE TRADE WITHDRAWAL TO CMC MARKETS STOC C18676525	100,000.00	9,519.95		9,519.95 DR
23/05/2022	SHARE TRADE WITHDRAWAL TO CMC MARKETS STOC C19163567	100,000.00	5,125.76		14,645.71 DR
30/06/2022	Total Revaluation - 30/06/2022 @ \$0.026000 (System Price) - 200,000.000000 Units on hand			9,445.71	5,200.00 DR
		200,000.00	14,645.71	9,445.71	5,200.00 DR
<u>Renascor Resources (RNU.AX)</u>					
31/01/2022	SHARE TRADE WITHDRAWAL TO CMC MARKETS STOC C17822236	100,000.00	21,529.95		21,529.95 DR
23/02/2022	TRANSFER FROM CMC MARKETS STOC C18110536	(80,000.00)		17,223.9E	4,305.99 DR
30/06/2022	Total Revaluation - 30/06/2022 @ \$0.150000 (System Price) - 20,000.000000 Units on hand			1,305.9E	3,000.00 DR
		20,000.00	21,529.95	18,529.9E	3,000.00 DR
<u>Solis Minerals (SLM.AX)</u>					
03/12/2021	ANZ INTERNET BANKING BPAY SLM 2021 IPO {000391}	50,000.00	10,000.00		10,000.00 DR
30/06/2022	Total Revaluation - 30/06/2022 @ \$0.095000 (System Price) - 50,000.000000 Units on hand			5,250.0C	4,750.00 DR
		50,000.00	10,000.00	5,250.00	4,750.00 DR
<u>Telstra (TLS.AX)</u>					
01/07/2021	Opening Balance	10,000.00			37,600.00 DR
25/10/2021	TRANSFER FROM CMC MARKETS STOC C16664638	(10,000.00)		29,589.9C	8,010.10 DR
25/10/2021	Unrealised Gain writeback as at 25/10/2021			8,010.1C	0.00 DR
14/03/2022	SHARE TRADE WITHDRAWAL TO CMC MARKETS STOC C18344572	20,000.00	78,886.68		78,886.68 DR

77600
5

Hallz Super Fund General Ledger

As at 30 June 2022

Transaction Date	Description	Units	Debit	Credit	Balance \$
17/03/2022	TRANSFER FROM CMC MARKETS STOC C18391835	(20,000.00)		78,886.68	0.00 DR
		0.00	78,886.68	116,486.68	0.00 DR

Total Debits: 529,568.76

Total Credits: 541,021.37



Orocobre Limited
ACN 112 589 910

Update your information: 77600

Online: www.investorcentre.com/contact

ORE
SCHEME

By Mail: Computershare Investor Services Pty Limited
GPO Box 2975 Melbourne
Victoria 3001 Australia

ARRANGEMENT

1

Enquiries:
(within Australia) 1300 850 505
(international) +61 3 9415 4000

Holder Identification Number (HIN)

X 0071383644

Important: You will need to quote this number and name of issuer for all future dealings in these securities. Keep it safe and confidential.

Tax File Number/ABN: Not quoted
Page Number: 1 of 1



ORE

HALLZ PTY LTD
<HALLZ SUPER FUND A/C>
790 BULLUMWAAL RD
MOUNT TAYLOR VIC 3875

Incorporated in Queensland

ASX Code: ORE

Security class: FULLY PAID ORDINARY SHARES

CHESSE Allotment Confirmation Notice as at 25 August 2021

**THIS ADVICE CONFIRMS THE ALLOTMENT OF 6,259
FULLY PAID ORDINARY SHARES IN OROCOBRE
LIMITED ON 25 AUGUST 2021 TO THE ABOVE NAMED
PURSUANT TO THE SCHEME OF ARRANGEMENT WITH
GALAXY RESOURCES LIMITED.**

THEN NAME CHANGE TO

ALLKEM

AKÉ

IF THE DETAILS ABOVE ARE INCORRECT, PLEASE ADVISE THIS OFFICE IMMEDIATELY

77600
ORE
②

MERGER WITH OROCOBRE LIMITED

On 19 April 2021, Galaxy announced that it had entered into a binding Merger Implementation Deed with Orocobre Limited (Orocobre) to merge the two companies by way of a scheme of arrangement (Scheme) under Part 5.1 of the Corporations Act. Pursuant to the Scheme, Orocobre will acquire all of the fully paid ordinary shares in Galaxy (Galaxy Shares) subject to the satisfaction of certain conditions, including approval of the Scheme by Galaxy Shareholders and the Supreme Court of Western Australia (Court).

Galaxy's Scheme Meeting was held on 6 August and the requisite majority of Galaxy Shareholders voted in favour of the Scheme; with 96.94% of Galaxy Shareholders voting in favour and 98.69% of the votes cast by Galaxy Shareholders also in favour. On 13 August, the Court made orders approving the merger and on 25 August, the merger was successfully implemented.

Capital proceeds received by Galaxy Shareholders

The capital proceeds received by Galaxy shareholders is determined to be the closing price of Orocobre Limited shares (ASX:ORE) being A\$9.52 per share. $\times 11,000 =$

\$59,585.68

Further information on the Scheme is available in the Scheme Booklet below. For shareholder enquiries, please contact the Galaxy Shareholder Information Line on 1300 034 153 (within Australia) or +61 3 9415 4875 (outside Australia) Monday to Friday between 8:30am and 5:30pm (AEST).



Solis Minerals Ltd.
ARBN 653 083 026

Update your information:

Online: 77600
www.investorcentre.com/contact SLM

By Mail: BUY (1)
Computershare Investor Services Pty Limited
GPO Box 2975 Melbourne
Victoria 3001 Australia

SLM



HALLZ PTY LTD
<HALLZ SUPER FUND A/C>
790 BULLUMWAAL ROAD
MOUNT TAYLOR VIC 3875

Enquiries:

(within Australia) 1300 850 505
(international) +61 3 9415 4000

Holder Identification Number (HIN)

X 0071383644

Important: You will need to quote this number and name of issuer for all future dealings in these securities. Keep it safe and confidential.

Tax File Number/ABN: Not quoted
Page Number: 1 of 1

Incorporated in British Columbia

ASX Code SLM


Security class: CHESS DEPOSITARY INTERESTS

CHESS Allotment Confirmation Notice as at 16 December 2021

**THIS ADVICE CONFIRMS THE ALLOTMENT OF 50,000
CHESS DEPOSITARY INTERESTS AT \$0.20 IN SOLIS
MINERALS LTD. ON 16 DECEMBER 2021 TO THE
ABOVE NAMED PURSUANT TO THE PUBLIC OFFER.**

IF THE DETAILS ABOVE ARE INCORRECT, PLEASE ADVISE THIS OFFICE IMMEDIATELY

77600
SUM BUY



Thank You!

Your online Application Form was submitted electronically at 7:58 PM on Wednesday, 1 December 2021.

DO NOT post this Application Receipt.

Further Information

If you have any questions, you should seek advice from your stockbroker, accountant or other independent professional adviser or call the Offer Information Line on 1300 850 505 (within Australia), or +61 3 9415 4000 (outside Australia) at any time between 9.00am and 5:00pm (Sydney time) on Monday to Friday during the Offer period.

Application Payment

Payment Amount: **A\$ 10,000.00**

Submit your Application Monies by BPAY.

Biller code: 370361
Ref: 158369903501028769

Telephone & Internet Banking - BPAY®
Contact your bank or financial institution to make this payment from your cheque, savings or transaction account. More info: www.bpay.com.au

Important Notice: Your application does not count as a valid application until your application monies have been received via BPAY - see section above. The time of your application (including if the Offer closes early) will be the time following which the Registry has received both your valid online Application Form and your application monies via BPAY.

You should submit your BPAY payment immediately. The biller code and personalised BPAY Reference Number

Hallz Super Fund

Dividend Reconciliation Report

For The Period 01 July 2021 - 30 June 2022

Date	Net Payment Received	Australian Income			Foreign Income			Withheld		
		Unfranked	Franked	Franking Credits	Foreign Income	Foreign Credits	NZ Credits	TFN Withheld	Non-Resident	LIC Deduction
TOTAL	7,280.76	0.00	7,280.76	3,120.32						

Tax Return Reconciliation

	Totals	Tax Return Label
Unfranked	0.00	J
Franked Dividends	7,280.76	K
Franking Credits	3,120.32	L

85000

PAID
15/3/22

Inquires 1300 300 630

Issue date 27 Feb 22

Company Statement

Extract of particulars - s346A(1) Corporations Act 2001

CORPORATE KEY: 05476970

Check this statement carefully

You are legally obligated to ensure that all your company details listed on this company statement are complete and correct. This is required under s346C (1) and/or s346B and s346C (2) of the Corporations Act 2001.

You must check this statement carefully and inform ASIC of any changes or corrections immediately. Do not return this statement. You must notify ASIC within 28 days after the date of change, and within 28 days after the date of issue of your annual company statement. Late lodgement of changes will result in late fees. These requirements do not apply to the Additional company information.

ACN 604 444 475
FOR HALLZ PTY LTD

REVIEW DATE: 25 February 22

You must notify ASIC of any changes to company details — Do not return this statement



To make changes to company details or amend incorrect information

- go to www.asic.gov.au/changes
- log in to our online services and make the required updates
- first time users will need to use the corporate key provided on this company statement



Phone if you've already notified ASIC of changes but they are not shown correctly in this statement.
Ph: 1300 300 630



Use your agent.

Company Statement

These are the current company details held by ASIC. You must check this statement carefully and inform ASIC of any changes or corrections immediately. Late fees apply. Do not return this statement.

1 **Registered office**
790 BULLUMWAAL ROAD MOUNT TAYLOR VIC 3875

2 **Principal place of business**
790 BULLUMWAAL ROAD MOUNT TAYLOR VIC 3875

3 **Officeholders**

Name: JOHN DAVID HALL
Born: BOX HILL VIC
Date of birth: 22/09/1964
Address: 790 BULLUMWAAL ROAD MOUNT TAYLOR VIC 3875
Office(s) held: DIRECTOR, APPOINTED 25/02/2015

4 Company share structure

Share class	Shares description	Number issued	Total amount paid on these shares	Total amount unpaid on these shares
ORD	ORDINARY SHARES	2	\$2 00	\$0.00

5 **Members**

These details continue on the next page

HALLZ PTY LTD ACN 604 444 475

Company statement continued

Name: JOHN DAVID HALL

Address: 790 BULLUMWAAL ROAD MOUNT TAYLOR VIC 3875

Share Class	Total number held	Fully paid	Beneficially held
ORD	2	Yes	Yes

You must notify ASIC within 28 days of the date of change, and within 28 days of the issue date of the annual company statement. Late lodgement of changes will result in late fees.

End of company statement

This concludes the information to which the company must respond (if incorrect) under s346C of the *Corporations Act 2001*.



Australian Government
Australian Taxation Office

Agent EAGER & PARTNERS
Client THE TRUSTEE FOR THE
TRUSTEES FOR HALLZ SUPER
FUND
ABN 90 764 668 455

Accounts summary

Account	Payment reference number	Overdue	Balance
Income tax 551 THE TRUSTEE FOR THE TRUSTEES FOR HALLZ SUPER FUND	551009242314295821		\$0.00
Activity statement 001 THE TRUSTEE FOR THE TRUSTEES FOR HALLZ SUPER FUND	001907646684557360		\$0.00
<i>Superannuation 552 THE TRUSTEE FOR THE TRUSTEES FOR HALLZ SUPER FUND</i>			
SG Remittance	552009242314294421		\$0.00
Co-Contributions Remittance	552009242314294421		\$0.00
LISA Remittance	552009242314294421		\$0.00



Australian Government
Australian Taxation Office

Agent EAGER & PARTNERS
Client THE TRUSTEE FOR THE
TRUSTEES FOR HALLZ SUPER
FUND
ABN 90 764 668 455
TFN 924 231 429

Income tax 551

Date generated	28 February 2023
Overdue	\$0.00
Not yet due	\$0.00
Balance	\$0.00

Transactions

4 results found - from **01 July 2021** to **28 February 2023** sorted by **processed date** ordered **oldest to newest**

Processed date	Effective date	Description	Debit (DR)	Credit (CR)	Balance
29 Apr 2022	16 May 2022	Tax return Self Man Superfund - Income Tax for the period from 01 Jul 20 to 30 Jun 21	\$7,579.22		\$7,579.22 DR
1 Jun 2022	1 Jun 2022	General interest charge			\$7,579.22 DR
6 Jul 2022	5 Jul 2022	Payment received		\$7,579.22	\$0.00
6 Jul 2022	6 Jul 2022	General interest charge			\$0.00



Activity statement 001

Date generated	28 February 2023
Overdue	\$0.00
Not yet due	\$0.00
Balance	\$0.00

Transactions

19 results found - from 01 July 2021 to 28 February 2023 sorted by processed date ordered oldest to newest

Processed date	Effective date	Description	Debit (DR)	Credit (CR)	Balance
27 Jul 2021	26 Jul 2021	Payment received		\$511.00	\$511.00 CR
5 Sep 2021	28 Jul 2021	Original Activity Statement for the period ending 30 Jun 21 - PAYG Instalments	\$511.00		\$0.00
5 Sep 2021	5 Sep 2021	General interest charge			\$0.00
31 Oct 2021	28 Oct 2021	Original Activity Statement for the period ending 30 Sep 21 - PAYG Instalments	\$511.00		\$511.00 DR
1 Nov 2021	29 Oct 2021	Payment received		\$511.00 ✓	\$0.00
1 Nov 2021	1 Nov 2021	General interest charge			\$0.00
31 Jan 2022	28 Jan 2022	Payment received		\$511.00 ✓	\$511.00 CR
7 Mar 2022	28 Feb 2022	Original Activity Statement for the period ending 31 Dec 21 - PAYG Instalments	\$511.00		\$0.00
7 Mar 2022	7 Mar 2022	General interest charge			\$0.00
1 May 2022	28 Apr 2022	Original Activity Statement for the period ending 31 Mar 22 - PAYG Instalments	\$511.00		\$511.00 DR
2 May 2022	2 May 2022	General interest charge			\$511.00 DR
17 May 2022	16 May 2022	Payment received		\$511.00 ✓	\$0.00
17 May 2022	17 May 2022	General interest charge			\$0.00
28 Jul 2022	27 Jul 2022	Payment received		\$6,297.00	\$6,297.00 CR
31 Jul 2022	28 Jul 2022	Original Activity Statement for the period ending 30 Jun 22 - PAYG Instalments	\$6,297.00		\$0.00
1 Aug 2022	1 Aug 2022	General interest charge			\$0.00
26 Oct 2022	24 Oct 2022	Payment received		\$1,996.00	\$1,996.00 CR
30 Oct 2022	28 Oct 2022	Original Activity Statement for the period ending 30 Sep 22 - PAYG Instalments	\$1,996.00		\$0.00
31 Oct 2022	31 Oct 2022	General interest charge			\$0.00

Hallz Super Fund
Realised Capital Gains Report
For The Period 01 July 2021 - 30 June 2022

Investment	Accounting Treatment					Tax Treatment							
	Purchase Contract Date	Disposal Contract Date	Units	Cost	Proceeds	Accounting Profit/(Loss)	Adjusted Cost Base	Reduced Cost Base	Indexed Cost Base	Indexed Gains	Discounted Gains (Gross)	Other Gains	Capital Loss
Shares in Listed Companies													
AKE.AX - Allkem													
	28/02/2022	01/03/2022	2,000.00	17,944.37	18,029.13	84.76	17,944.37	17,944.37	0.00	0.00	0.00	84.76	0.00
	08/06/2021	01/03/2022	4,259.00	29,898.25	38,393.02	8,494.78	29,898.25	29,898.25	0.00	0.00	0.00	8,494.78	0.00
			6,259.00	47,842.62	56,422.15	8,579.54	47,842.62	47,842.62	0.00	0.00	0.00	8,579.54	0.00
	22/06/2021	03/03/2022	569.00	3,369.95	5,630.27	2,260.32	3,369.95	3,369.95	0.00	0.00	0.00	2,260.32	0.00
	08/06/2021	03/03/2022	1,431.00	10,045.64	14,159.78	4,114.14	10,045.64	10,045.64	0.00	0.00	0.00	4,114.14	0.00
			2,000.00	13,415.59	19,790.05	6,374.46	13,415.59	13,415.59	0.00	0.00	0.00	6,374.46	0.00
	10/03/2022	11/03/2022	5,000.00	47,618.31	49,245.77	1,627.46	47,618.31	47,618.31	0.00	0.00	0.00	1,627.46	0.00
			5,000.00	47,618.31	49,245.77	1,627.46	47,618.31	47,618.31	0.00	0.00	0.00	1,627.46	0.00
	18/03/2022	22/03/2022	4,000.00	38,004.67	39,836.13	1,831.46	38,004.67	38,004.67	0.00	0.00	0.00	1,831.46	0.00
	17/03/2022	22/03/2022	6,000.00	57,668.07	59,754.20	2,086.13	57,668.07	57,668.07	0.00	0.00	0.00	2,086.13	0.00
			10,000.00	95,672.74	99,590.33	3,917.59	95,672.74	95,672.74	0.00	0.00	0.00	3,917.59	0.00
LRS.AX - Latin Resources													
	24/03/2021	05/04/2022	100,000.00	5,519.95	14,484.05	8,964.10	5,519.95	5,519.95	0.00	0.00	8,964.10	0.00	0.00
	03/03/2021	05/04/2022	200,000.00	15,773.55	28,968.10	13,194.55	15,773.55	15,773.55	0.00	0.00	13,194.55	0.00	0.00
			300,000.00	21,293.50	43,452.15	22,158.65	21,293.50	21,293.50	0.00	0.00	22,158.65	0.00	0.00
RNU.AX - Renascor Resources													
	31/01/2022	23/02/2022	80,000.00	17,223.96	21,370.05	4,146.09	17,223.96	17,223.96	0.00	0.00	0.00	4,146.09	0.00
			80,000.00	17,223.96	21,370.05	4,146.09	17,223.96	17,223.96	0.00	0.00	0.00	4,146.09	0.00
TLS.AX - Telstra													
	17/03/2021	25/10/2021	4,000.00	12,379.95	14,983.50	2,603.55	12,379.95	12,379.95	0.00	0.00	0.00	2,603.55	0.00

Hallz Super Fund

Realised Capital Gains Report

For The Period 01 July 2021 - 30 June 2022

Investment	Accounting Treatment					Tax Treatment							
	Purchase Contract Date	Disposal Contract Date	Units	Cost	Proceeds	Accounting Profit/(Loss)	Adjusted Cost Base	Reduced Cost Base	Indexed Cost Base	Indexed Gains	Discounted Gains (Gross)	Other Gains	Capital Loss
Shares in Listed Companies													
	11/09/2020	25/10/2021	6,000.00	17,209.95	22,475.25	5,265.30	17,209.95	17,209.95	0.00	0.00	5,265.30	0.00	0.00
			10,000.00	29,589.90	37,458.75	7,868.85	29,589.90	29,589.90	0.00	0.00	5,265.30	2,603.55	0.00
	14/03/2022	17/03/2022	20,000.00	78,886.68	77,514.64	(1,372.04)	78,886.68	78,886.68	0.00	0.00	0.00	0.00	(1,372.04)
			20,000.00	78,886.68	77,514.64	(1,372.04)	78,886.68	78,886.68	0.00	0.00	0.00	0.00	(1,372.04)
			433,259.00	351,543.30	404,843.89	53,300.60	351,543.30	351,543.30	0.00	0.00	27,423.95	27,248.69	(1,372.04)
			433,259.00	351,543.30	404,843.89	53,300.60	351,543.30	351,543.30	0.00	0.00	27,423.95	27,248.69	(1,372.04)