

WORK PAPER INDEX

Client: Compass Superfund

Period: 30th June 2022

C - CLIENT INFORMATION

N - NOTES ON JOB

F - FINANCIAL REPORT

T - TAX RETURN

W - WORKING PAPER

S - SOURCE DOCUMENTS

P - PRIOR YEAR

C - CLIENT INFORMATION

N - NOTES ON JOB

F - FINANCIAL REPORT

Financial statements and reports for the year ended 30 June 2022

Compass Superfund

Operating Statement

Statement of Financial Position

Notes to the Financial Statements

Trustees Declaration

Statement of Taxable Income

Members Statement

Investment Summary

Market Movement

CGT Register

Investment Income

Realised Capital Gains

Unrealised Capital Gains

Trustee Minute / Resolution

Trial Balance

Compass Superfund
Operating Statement

For the year ended 30 June 2022



	Note	2022 \$	2021 \$
Income			
Investment Income			
Dividends Received	7	774	410
Interest Received		0	37
Contribution Income			
Personal Non Concessional		477	501
Total Income		<u>1,251</u>	<u>948</u>
Expenses			
Accountancy Fees		0	935
ATO Supervisory Levy		259	259
Auditor's Remuneration		0	330
ASIC Fees		56	55
Bank Charges		50	50
Investment Expenses		2,192	2,493
Fines		0	82
		<u>2,557</u>	<u>4,204</u>
Investment Losses			
Changes in Market Values	8	25,119	(34,178)
Total Expenses		<u>27,676</u>	<u>(29,974)</u>
Benefits accrued as a result of operations before income tax		<u>(26,425)</u>	<u>30,922</u>
Income Tax Expense		(343)	(191)
Benefits accrued as a result of operations		<u>(26,081)</u>	<u>31,113</u>

The accompanying notes form part of these financial statements.

Refer to compilation report

Compass Superfund
Statement of Financial Position



As at 30 June 2022

	Note	2022 \$	2021 \$
Assets			
Investments			
Cryptocurrency	2	17,150	25,357
Collectables (Coins, Stamps, Wine and Other Personal Use Assets)	3	65,074	51,426
Loans to Associated Entities (In house loans) - Unitised	4	99	173
Managed Investments (Australian)	5	50,965	65,370
Total Investments		<u>133,288</u>	<u>142,326</u>
Other Assets			
Sundry Debtors		150	2,150
CBA Direct Investment Account 6889		8,998	1,784
Independent Reserve		1,589	19,980
Income Tax Refundable		535	269
Total Other Assets		<u>11,272</u>	<u>24,183</u>
Total Assets		<u>144,560</u>	<u>166,509</u>
Less:			
Liabilities			
Sundry Creditors		4,132	0
Total Liabilities		<u>4,132</u>	<u>0</u>
Net assets available to pay benefits		<u>140,428</u>	<u>166,509</u>
Represented by:			
Liability for accrued benefits allocated to members' accounts			
Richards, Sally - Accumulation		140,428	166,509
Total Liability for accrued benefits allocated to members' accounts		<u>140,428</u>	<u>166,509</u>

The accompanying notes form part of these financial statements.

Refer to compilation report

Note 1: Summary of Significant Accounting Policies

The trustees have prepared the financial statements on the basis that the Superannuation Fund is not a reporting entity because it is not publicly accountable and is not required by law or governing document to prepare financial statements that comply with Australian Accounting Standards. The financial statements are therefore special purpose financial statements that have been prepared in order to meet the requirements of the Superannuation Industry (Supervision) Act 1993 and associated Regulations, the trust deed of the Fund and the needs of members.

The financial statements have been prepared on a cash basis and are based on historical costs, except for investments which have been measured at market value.

The following significant accounting policies, which are consistent with the policies applied in the previous period unless otherwise stated, have been adopted in the preparation of the financial statements.

The financial statements were authorised for issue by the Director(s).

a. Measurement of Investments

The Fund initially recognises:

- (i) an investment when it controls the future economic benefits expected to flow from the asset. For financial assets, the trade date is considered to be the date on which control of the future economic benefits attributable to the asset passes to the Fund; and
- (ii) a financial liability on the date it becomes a party to the contractual provisions of the instrument.

Investments of the Fund have been measured at market value, which refers to the amount that a willing buyer could reasonably be expected to pay to acquire an asset from a willing seller if the following assumptions were made:

- that the buyer and the seller deal with each other at arm's length in relation to the sale;
- that the sale occurred after proper marketing of the asset; and
- that the buyer and the seller acted knowledgeably and prudentially in relation to the sale.

Market value has been determined as follows:

- (i) shares and other securities listed on the Australian Securities Exchange by reference to the relevant market quotations at the end of the reporting period;
- (ii) units in managed funds by reference to the unit redemption price at the end of the reporting period;
- (iii) fixed-interest securities by reference to the redemption price at the end of the reporting period;
- (iv) unlisted investments are stated at trustees' assessment based on estimated market value at balance date or where necessary, an external valuer's opinion; and
- (v) investment properties at the trustees' assessment of the market value or where necessary a qualified independent valuer's opinion at the end of reporting period.

Financial liabilities, such as trade creditors and other payables, are measured at the gross value of the outstanding balance at the end of the reporting period. The trustees have determined that the gross values of the Fund's financial liabilities is equivalent to their market values. Any remeasurement changes in the gross values of non-current financial liabilities (including liabilities for members' accrued benefits) are recognised in the operating statement in the periods in which they occur.

b. Cash and Cash Equivalents

Cash and cash equivalents include cash on hand and at call, deposits with banks and short-term, highly liquid investments that are readily convertible to cash and subject to an insignificant risk of change in value.

c. Revenue

Revenue is recognised to the extent that it is probable that the economic benefits will flow to the Fund and the revenue can be reliably measured. Revenue is recognised at the fair value of the consideration received or receivable.

Interest revenue

Interest revenue is recognised in respect of fixed-interest securities, and cash and cash equivalent balances. Interest revenue is recognised upon receipt.

Dividend revenue

Dividend revenue is recognised when the dividend has been paid or, in the case of dividend reinvestment schemes, when the dividend is credited to the benefit of the fund.

Rental revenue

Rental revenue arising from operating leases on investment properties is recognised upon receipt.

Distribution revenue

Distributions from unit trusts and managed funds are recognised as at the date the unit value is quoted ex-distribution and if not received at the end of the reporting period, are reflected in the statement of financial position as a receivable at market value.

Remeasurement changes in market values

Remeasurement changes in the market values of assets are recognised as income and determined as the difference between the market value at year-end or consideration received (if sold during the year) and the market value as at the prior year-end or cost (if acquired during the period).

Contributions

Contributions and transfers in are recognised when the control and the benefits from the revenue have been attained and are recorded by the Fund, gross of any taxes, in the period to which they relate.

d. Liability for Accrued Benefits

The liability for accrued benefits represents the Fund's present obligation to pay benefits to members and beneficiaries, and has been calculated as the difference between the carrying amount of the assets and the carrying amount of the other payables and income tax liabilities as at the end of the reporting period.

e. Critical Accounting Estimates and Judgements

The preparation of financial statements requires the trustees to make judgements, estimates and assumptions that affect the application of accounting policies and the reported amounts of assets and liabilities, income and expenses. Actual results may differ from these estimates.

Estimates and underlying assumptions are reviewed on an ongoing basis. Revisions to accounting estimates are recognised in the period in which the estimate is revised and in any future period affected.

Note 2: Cryptocurrency

	2022	2021
	\$	\$
AAVE	155	617
Cardano	0	159
Bitcoin	3,031	507
Compound	138	701
Polkadot	0	205
Ethereum- ETH	4,784	7,951

Notes to the Financial Statements

For the year ended 30 June 2022

The Graph	0	166
Chainlink	94	376
LTC	582	2,238
Maker	216	455
PERTH MINT GOLD TOKEN	7,993	11,891
Synthetix Network Token	41	92
Uniswap	115	0
	17,149	25,358

Note 3: Collectables (Coins, Stamps, Wine and Other Personal Use Assets)

	2022	2021
	\$	\$
Argyle Pink Diamonds (weight 0.100ct)	34,400	32,600
Argyle Pink Diamonds (weight 0.150ct)	9,050	8,600
1 oz 2021 Super Pit Gold Coin 9999	2,641	0
1oz 2021 Golden Eagle Nugget Gold Coin 99.9%	2,641	2,380
1oz Gold Cast Perth Mint Bars 99.99%	10,564	7,140
½ oz 2022 Kangaroo Gold Coin 9999	1,320	0
10 oz Silver bar	600	706
1 kg Silver Cast Perth Mint bar 99.9%	3,858	0
	65,074	51,426

Note 4: Loans to Associated Entities (In house loans) - Unitised

	2022	2021
	\$	\$
In House Loans- Compass SF	99	173
	99	173

Note 5: Managed Investments (Australian)

	2022	2021
	\$	\$
CapitalI9 Global Stocks (Sharelord Investor)	50,965	65,370
	50,965	65,370

Note 6: Banks and Term Deposits

2022	2021
-------------	-------------

Notes to the Financial Statements

For the year ended 30 June 2022

	\$	\$
Banks		
CBA Direct Investment Account 6889	8,998	1,784
Independent Reserve	1,589	19,980
	10,587	21,764

Note 7: Dividends

	2022 \$	2021 \$
Capital9 Global Stocks (Sharelord Investor)	774	410
	774	410

Note 8: Changes in Market Values**Unrealised Movements in Market Value**

	2022 \$	2021 \$
Collectables (Coins, Stamps, Wine and Other Personal Use Assets)		
½ oz 2022 Kangaroo Gold Coin 9999	(115)	0
1 kg Silver Cast Perth Mint bar 99.9%	(810)	0
1 oz 2021 Super Pit Gold Coin 9999	151	0
10 oz Silver bar	(106)	(87)
1oz 2021 Golden Eagle Nugget Gold Coin 99.9%	261	(167)
1oz Gold Cast Perth Mint Bars 99.99%	728	(669)
Argyle Pink Diamonds (weight 0.100ct)	1,800	13,960
Argyle Pink Diamonds (weight 0.150ct)	450	3,670
	2,358	16,708
Cryptocurrency		
AAVE	(98)	(165)
Bitcoin	(3,468)	60
Cardano	21	(21)
Chainlink	80	(144)
Compound	(95)	(118)
Ethereum- ETH	(9,800)	3,211
LTC	(1,763)	1,255
Maker	(391)	38

Notes to the Financial Statements

For the year ended 30 June 2022

PERTH MINT GOLD TOKEN	1,613	(490)
Polkadot	66	(66)
Synthetix Network Token	113	(139)
The Graph	174	(174)
Uniswap	(88)	0
	<u>(13,637)</u>	<u>3,247</u>
Managed Investments (Australian)		
Capital9 Global Stocks (Sharelord Investor)	(15,928)	(7,188)
	<u>(15,928)</u>	<u>(7,188)</u>
Total Unrealised Movement	<u>(27,207)</u>	<u>12,767</u>

Realised Movements in Market Value

	2022 \$	2021 \$
Cryptocurrency		
0x (ZRX)	(240)	1,278
AAVE	(1,152)	37
Bitcoin	(812)	3,039
Cardano	86	0
Chainlink	(27)	776
Compound	(704)	500
DAI	(1)	0
Ethereum- ETH	4,783	14,894
KYBER NETWORK LEGACY	0	44
LTC	847	1,394
Maker	(250)	0
OmiseGo	0	31
PERTH MINT GOLD TOKEN	(22)	(796)
Polkadot	167	46
Polygon	1	0
Stellar	0	158
Synthetix Network Token	(149)	0
The Graph	(217)	1
Uniswap	(223)	0

Notes to the Financial Statements

For the year ended 30 June 2022

yearn.finance	0	8
	<hr/> 2,087	<hr/> 21,410
Total Realised Movement	<hr/> 2,087	<hr/> 21,410
Changes in Market Values	<hr/> (25,120)	<hr/> 34,177

Compass Superfund
Astoday Pty Ltd ATF Compass SuperFund ACN: 615996793
Trustees Declaration

The directors of the trustee company have determined that the fund is not a reporting entity and that the special purpose financial statements should be prepared in accordance with the accounting policies described in Note 1 to the financial statements.

The directors of the trustee company declare that:

- (i) the financial statements and notes to the financial statements for the year ended 30 June 2022 present fairly, in all material respects, the financial position of the superannuation fund at 30 June 2022 and the results of its operations for the year ended on that date in accordance with the accounting policies described in Note 1 to the financial statements;
- (ii) the financial statements and notes to the financial statements have been prepared in accordance with the requirements of the trust deed; and
- (iii) the operation of the superannuation fund has been carried out in accordance with its trust deed and in compliance with the requirements of the Superannuation Industry (Supervision) Act 1993 and associated Regulations during the year ended 30 June 2022.

Specifically, the directors of the trustee company declare that:

- in accordance with s120 of the Superannuation Industry (Supervision) Act 1993, no individual trustee has been or is a disqualified person;
- the fund has satisfactory title to all assets, all assets are unencumbered and free from charge as prescribed by s50 of the Superannuation Industry (Supervision) Act 1993 and reg13.14 of the Superannuation Industry (Supervision) Act 1994; and
- to the knowledge of the directors of the trustee company, there have been no events or transactions subsequent to the balance date which could have a material impact on the fund. Where such events have occurred, the effect of such events has been accounted and noted in the fund's financial statements.

Signed in accordance with a resolution of the directors of the trustee company by:

.....
Sally Richards
Astoday Pty Ltd ATF Compass SuperFund
Director

Dated this day of

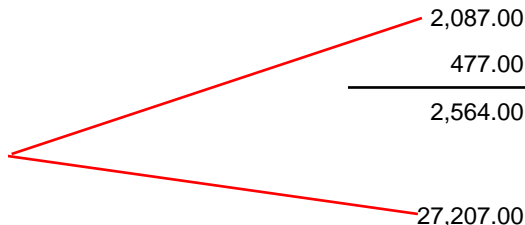
Compass Superfund
Statement of Taxable Income



For the year ended 30 June 2022

	2022
	\$
Benefits accrued as a result of operations	(26,425.00)
Less	
Realised Accounting Capital Gains	2,087.00
Non Taxable Contributions	477.00
	<u>2,564.00</u>
Add	
Decrease in MV of investments	27,207.00
Franking Credits	335.00
TFN Credits - Dividends	8.00
	<u>27,550.00</u>
Taxable Income or Loss	<u>(1,439.00)</u>
Income Tax on Taxable Income or Loss	0.00
Less	
Franking Credits	335.47
TAX PAYABLE	<u>(335.47)</u>
Less	
TFN Credits	8.49
CURRENT TAX OR REFUND	<u>(343.96)</u>
Supervisory Levy	259.00
AMOUNT DUE OR REFUNDABLE	<u>(84.96)</u>

\$25,119



Compass Superfund Members Statement



Sally Richards
17 Hockin Street
WILLAGEE, Western Australia, 6156, Australia

Your Details

		Nominated Beneficiaries:	N/A
Date of Birth :	Provided	Nomination Type:	N/A
Age:	66	Vested Benefits:	140,428
Tax File Number:	Provided	Total Death Benefit:	140,428
Date Joined Fund:	18/11/2016		
Service Period Start Date:	01/06/1990		
Date Left Fund:			
Member Code:	RICSAL00001A		
Account Start Date:	18/11/2016		
Account Phase:	Accumulation Phase		
Account Description:	Accumulation		

Your Balance

Total Benefits	140,428
<u>Preservation Components</u>	
Preserved	135,395
Unrestricted Non Preserved	5,032
Restricted Non Preserved	
<u>Tax Components</u>	
Tax Free	3,226
Taxable	137,202
Investment Earnings Rate	-16%

Your Detailed Account Summary

	This Year	Last Year
Opening balance at 01/07/2021	166,509	135,395
<u>Increases to Member account during the period</u>		
Employer Contributions		
Personal Contributions (Concessional)		
Personal Contributions (Non Concessional)	477	501
Government Co-Contributions		
Other Contributions		
Proceeds of Insurance Policies		
Transfers In		
Net Earnings	(26,558)	30,612
Internal Transfer In		
<u>Decreases to Member account during the period</u>		
Pensions Paid		
Contributions Tax		
Income Tax		
No TFN Excess Contributions Tax		
Excess Contributions Tax		
Refund Excess Contributions		
Division 293 Tax		
Insurance Policy Premiums Paid		
Management Fees		
Member Expenses		
Benefits Paid/Transfers Out		
Superannuation Surcharge Tax		
Internal Transfer Out		
Closing balance at 30/06/2022	140,428	166,508

Compass Superfund Investment Summary Report



As at 30 June 2022

Investment	Units	Market Price	Market Value	Average Cost	Accounting Cost	Unrealised Gain/(Loss)	Gain/(Loss)%	Portfolio Weight%
Cash/Bank Accounts								
CBA Direct Investment Account 6889		8,998.060000	8,998.06	8,998.06	8,998.06			6.25 %
Independent Reserve		1,588.510000	1,588.51	1,588.51	1,588.51			1.10 %
			10,586.57		10,586.57			7.36 %
Collectables (Coins, Stamps, Wine and Other Personal Use Assets)								
SilverbarPerth Mint 1 kg Silver Cast Perth Mint bar 99.9%	4.00	964.500000	3,858.00	1,166.96	4,667.83	(809.83)	(17.35) %	2.68 %
Gold Coin1 1 oz 2021 Super Pit Gold Coin 9999	1.00	2,641.000000	2,641.00	2,490.40	2,490.40	150.60	6.05 %	1.84 %
SILVERBAR 10 oz Silver bar	2.00	300.000000	600.00	396.40	792.80	(192.80)	(24.32) %	0.42 %
GOLD1 1oz 2021 Golden Eagle Nugget Gold Coin 99.9%	1.00	2,641.000000	2,641.00	2,546.75	2,546.75	94.25	3.70 %	1.84 %
GOLDBAR 1oz Gold Cast Perth Mint Bars 99.99%	4.00	2,641.000000	10,564.00	2,626.27	10,505.07	58.93	0.56 %	7.34 %
DIAMONDS Argyle Pink Diamonds (weight 0.100ct)	2.00	17,200.000000	34,400.00	9,320.00	18,640.00	15,760.00	84.55 %	23.91 %
DIAMONDS2 Argyle Pink Diamonds (weight 0.150ct)	10.00	905.000000	9,050.00	493.00	4,930.00	4,120.00	83.57 %	6.29 %
Kangaroo Gold Coin ½ oz 2022 Kangaroo Gold Coin 9999	1.00	1,320.500000	1,320.50	1,435.69	1,435.69	(115.19)	(8.02) %	0.92 %
			65,074.50		46,008.54	19,065.96	41.44 %	45.23 %
Cryptocurrency								
AAVE.COIN AAVE	2.00	77.375000	154.75	209.04	418.08	(263.33)	(62.99) %	0.11 %
BITC Bitcoin	0.11	27,321.232220	3,031.40	58,279.92	6,466.39	(3,434.99)	(53.12) %	2.11 %
LINK.COIN Chainlink	11.00	8.580000	94.38	14.36	158.00	(63.62)	(40.27) %	0.07 %
COMP.COIN Compound	2.00	69.030000	138.06	175.68	351.35	(213.29)	(60.71) %	0.10 %
ETH Ethereum- ETH	3.28	1,460.009155	4,784.45	3,484.73	11,419.45	(6,635.00)	(58.10) %	3.33 %
LTC LTC	8.00	72.800000	582.40	139.95	1,119.60	(537.20)	(47.98) %	0.40 %
MKR.COIN Maker	0.24	900.000000	216.00	2,369.17	568.60	(352.60)	(62.01) %	0.15 %
PMGT.COIN PERTH MINT GOLD TOKEN	3.00	2,664.250000	7,992.75	2,289.66	6,868.99	1,123.76	16.36 %	5.56 %
SNX.COIN Synthetix Network Token	8.00	5.098750	40.79	8.30	66.41	(25.62)	(38.58) %	0.03 %
UNI.COIN Uniswap	17.00	6.737058	114.53	11.94	202.97	(88.44)	(43.57) %	0.08 %

Compass Superfund
Investment Summary Report



As at 30 June 2022

Investment	Units	Market Price	Market Value	Average Cost	Accounting Cost	Unrealised Gain/(Loss)	Gain/(Loss)%	Portfolio Weight%	
			17,149.51		27,639.84	(10,490.33)	(37.95) %	11.92 %	
Loans to Associated Entities (In house loans) - Unitised									
In House - Compass SF	In House Loans- Compass SF	1.00	99.000000	99.00	347.00	347.00	(248.00)	(71.47) %	0.07 %
			99.00		347.00	(248.00)	(71.47) %	0.07 %	
Managed Investments (Australian)									
SHARELO	Capital19 Global Stocks (Sharelord Investor)	1.00	50,965.160000	50,965.16	68,882.34	68,882.34	(17,917.18)	(26.01) %	35.42 %
			50,965.16		68,882.34	(17,917.18)	(26.01) %	35.42 %	
			143,874.74		153,464.29	(9,589.55)	(6.25) %	100.00 %	

Compass Superfund Market Movement Report

As at 30 June 2022



Investment	Date	Description	Unrealised				Realised			Total
			Units	Accounting Cost Movement	Market Movement	Depreciation	Balance	Consideration	Accounting Cost Base	
AAVE - AAVE										
	01/07/2021	Opening Balance	2.00	0.00	0.00	0.00	616.61	0.00	0.00	0.00
	24/09/2021	Purchase	1.00	407.83	0.00	0.00	1,024.44	0.00	0.00	0.00
	05/10/2021	Disposal	(1.00)	(472.35)	0.00	0.00	552.09	422.88	472.35	(49.47)
	05/10/2021	Writeback	0.00	0.00	55.09	0.00	607.18	0.00	0.00	0.00
	06/10/2021	Disposal	(0.30)	(122.35)	0.00	0.00	484.83	129.55	122.35	7.20
	06/10/2021	Writeback	0.00	0.00	16.53	0.00	501.36	0.00	0.00	0.00
	06/10/2021	Disposal	(0.30)	(122.35)	0.00	0.00	379.01	129.55	122.35	7.20
	06/10/2021	Writeback	0.00	0.00	16.53	0.00	395.54	0.00	0.00	0.00
	06/10/2021	Disposal	(0.30)	(122.35)	0.00	0.00	273.19	129.55	122.35	7.20
	06/10/2021	Writeback	0.00	0.00	16.53	0.00	289.72	0.00	0.00	0.00
	06/10/2021	Disposal	(0.10)	(40.78)	0.00	0.00	248.94	43.18	40.78	2.40
	06/10/2021	Writeback	0.00	0.00	5.51	0.00	254.45	0.00	0.00	0.00
	16/11/2021	Purchase	1.00	410.54	0.00	0.00	664.99	0.00	0.00	0.00
	16/11/2021	Purchase	1.00	408.03	0.00	0.00	1,073.02	0.00	0.00	0.00
	03/12/2021	Purchase	0.75	252.37	0.00	0.00	1,325.39	0.00	0.00	0.00
	04/12/2021	Purchase	1.25	421.18	0.00	0.00	1,746.57	0.00	0.00	0.00
	05/01/2022	Purchase	1.00	309.54	0.00	0.00	2,056.11	0.00	0.00	0.00
	12/03/2022	Disposal	(6.00)	(2,111.20)	0.00	0.00	(55.09)	985.05	2,111.20	(1,126.15)
	12/03/2022	Writeback	0.00	0.00	55.08	0.00	(0.01)	0.00	0.00	0.00
	26/04/2022	Purchase	1.00	252.26	0.00	0.00	252.25	0.00	0.00	0.00
	09/05/2022	Purchase	1.00	165.83	0.00	0.00	418.08	0.00	0.00	0.00
	30/06/2022	Revaluation	0.00	0.00	(263.33)	0.00	154.75	0.00	0.00	0.00
	30/06/2022		2.00	(363.80)	(98.06)	0.00	154.75	1,839.76	2,991.38	(1,151.62)
ADA - Cardano										
	01/07/2021	Opening Balance	90.00	0.00	0.00	0.00	158.64	0.00	0.00	0.00
	06/10/2021	Disposal	(80.00)	(159.36)	0.00	0.00	(0.72)	254.72	159.36	95.36
	06/10/2021	Writeback	0.00	0.00	18.35	0.00	17.63	0.00	0.00	0.00
	10/03/2022	Disposal	(10.00)	(19.92)	0.00	0.00	(2.29)	10.87	19.92	(9.05)
	10/03/2022	Writeback	0.00	0.00	2.29	0.00	0.00	0.00	0.00	0.00
	30/06/2022		0.00	(179.28)	20.64	0.00	0.00	265.59	179.28	86.31
BITC - Bitcoin										
	01/07/2021	Opening Balance	0.01	0.00	0.00	0.00	506.78	0.00	0.00	0.00
	21/07/2021	Purchase	0.02	1,081.51	0.00	0.00	1,588.29	0.00	0.00	0.00
	24/07/2021	Disposal	(0.00)	(18.65)	0.00	0.00	1,569.64	19.80	18.65	1.15

Compass Superfund Market Movement Report

As at 30 June 2022



Investment	Date	Description	Unrealised				Realised			Total
			Units	Accounting Cost Movement	Market Movement	Depreciation	Balance	Consideration	Accounting Cost Base	
	24/07/2021	Writeback	0.00	0.00	(0.40)	0.00	1,569.24	0.00	0.00	0.00
	24/07/2021	Disposal	(0.02)	(1,062.86)	0.00	0.00	506.38	1,129.13	1,062.86	66.27
	24/07/2021	Writeback	0.00	0.00	(22.83)	0.00	483.55	0.00	0.00	0.00
	03/08/2021	Disposal	(0.01)	(473.26)	0.00	0.00	10.29	573.96	473.26	100.70
	03/08/2021	Writeback	0.00	0.00	(10.22)	0.00	0.07	0.00	0.00	0.00
	11/09/2021	Purchase	0.00	259.08	0.00	0.00	259.15	0.00	0.00	0.00
	21/09/2021	Purchase	0.00	292.04	0.00	0.00	551.19	0.00	0.00	0.00
	26/09/2021	Purchase	0.00	291.48	0.00	0.00	842.67	0.00	0.00	0.00
	04/10/2021	Purchase	0.00	131.58	0.00	0.00	974.25	0.00	0.00	0.00
	05/10/2021	Disposal	(0.02)	(974.18)	0.00	0.00	0.07	1,107.18	974.18	133.00
	03/11/2021	Purchase	0.00	7.21	0.00	0.00	7.28	0.00	0.00	0.00
	03/11/2021	Purchase	0.00	316.97	0.00	0.00	324.25	0.00	0.00	0.00
	16/11/2021	Purchase	0.00	310.48	0.00	0.00	634.73	0.00	0.00	0.00
	18/11/2021	Purchase	0.01	789.73	0.00	0.00	1,424.46	0.00	0.00	0.00
	02/12/2021	Purchase	0.00	94.83	0.00	0.00	1,519.29	0.00	0.00	0.00
	02/12/2021	Purchase	0.01	871.03	0.00	0.00	2,390.32	0.00	0.00	0.00
	05/12/2021	Purchase	0.01	718.37	0.00	0.00	3,108.69	0.00	0.00	0.00
	13/12/2021	Purchase	0.01	489.94	0.00	0.00	3,598.63	0.00	0.00	0.00
	15/12/2021	Purchase	0.00	54.28	0.00	0.00	3,652.91	0.00	0.00	0.00
	21/12/2021	Purchase	0.00	329.98	0.00	0.00	3,982.89	0.00	0.00	0.00
	25/12/2021	Purchase	0.00	352.81	0.00	0.00	4,335.70	0.00	0.00	0.00
	30/12/2021	Purchase	0.00	320.09	0.00	0.00	4,655.79	0.00	0.00	0.00
	07/01/2022	Purchase	0.01	466.32	0.00	0.00	5,122.11	0.00	0.00	0.00
	18/01/2022	Purchase	0.01	466.32	0.00	0.00	5,588.43	0.00	0.00	0.00
	25/01/2022	Purchase	0.01	512.63	0.00	0.00	6,101.06	0.00	0.00	0.00
	21/02/2022	Purchase	0.00	136.45	0.00	0.00	6,237.51	0.00	0.00	0.00
	10/03/2022	Purchase	0.00	269.39	0.00	0.00	6,506.90	0.00	0.00	0.00
	10/03/2022	Purchase	0.01	538.68	0.00	0.00	7,045.58	0.00	0.00	0.00
	28/03/2022	Purchase	0.00	313.59	0.00	0.00	7,359.17	0.00	0.00	0.00
	31/03/2022	Purchase	0.01	623.10	0.00	0.00	7,982.27	0.00	0.00	0.00
	26/04/2022	Purchase	0.01	451.75	0.00	0.00	8,434.02	0.00	0.00	0.00
	05/05/2022	Purchase	0.00	103.72	0.00	0.00	8,537.74	0.00	0.00	0.00
	17/05/2022	Disposal	(0.01)	(1,098.28)	0.00	0.00	7,439.46	572.93	1,098.28	(525.35)
	04/06/2022	Disposal	(0.02)	(1,209.84)	0.00	0.00	6,229.62	621.60	1,209.84	(588.24)
	27/06/2022	Purchase	0.00	90.90	0.00	0.00	6,320.52	0.00	0.00	0.00
	29/06/2022	Purchase	0.00	145.87	0.00	0.00	6,466.39	0.00	0.00	0.00

Compass Superfund Market Movement Report



As at 30 June 2022

Investment	Date	Description	Unrealised				Realised			Total
			Units	Accounting Cost Movement	Market Movement	Depreciation	Balance	Consideration	Accounting Cost Base	
	30/06/2022	Revaluation	0.00	0.00	(3,434.99)	0.00	3,031.40	0.00	0.00	0.00
	30/06/2022		0.11	5,993.06	(3,468.44)	0.00	3,031.40	4,024.60	4,837.07	(812.47)
COMP - Compound										
	01/07/2021	Opening Balance	1.70	0.00	0.00	0.00	700.80	0.00	0.00	0.00
	19/07/2021	Disposal	(0.50)	(272.96)	0.00	0.00	427.84	226.32	272.96	(46.64)
	19/07/2021	Writeback	0.00	0.00	34.81	0.00	462.65	0.00	0.00	0.00
	20/07/2021	Disposal	(0.00)	(0.05)	0.00	0.00	462.60	0.05	0.05	0.00
	20/07/2021	Writeback	0.00	0.00	0.01	0.00	462.61	0.00	0.00	0.00
	26/10/2021	Disposal	(0.21)	(108.36)	0.00	0.00	354.25	99.02	108.36	(9.34)
	26/10/2021	Writeback	0.00	0.00	14.62	0.00	368.87	0.00	0.00	0.00
	06/11/2021	Purchase	1.00	472.35	0.00	0.00	841.22	0.00	0.00	0.00
	10/03/2022	Disposal	(0.00)	(0.05)	0.00	0.00	841.17	0.01	0.05	(0.04)
	10/03/2022	Disposal	(1.98)	(906.38)	0.00	0.00	(65.21)	261.49	906.38	(644.89)
	10/03/2022	Writeback	0.00	0.00	68.69	0.00	3.48	0.00	0.00	0.00
	10/03/2022	Disposal	(0.01)	(3.73)	0.00	0.00	(0.25)	0.96	3.73	(2.77)
	10/03/2022	Writeback	0.00	0.00	0.25	0.00	0.00	0.00	0.00	0.00
	26/04/2022	Purchase	2.00	351.35	0.00	0.00	351.35	0.00	0.00	0.00
	30/06/2022	Revaluation	0.00	0.00	(213.29)	0.00	138.06	0.00	0.00	0.00
	30/06/2022		2.00	(467.83)	(94.91)	0.00	138.06	587.85	1,291.53	(703.68)
DAI .COIN - DAI										
	26/09/2021	Purchase	100.00	138.69	0.00	0.00	138.69	0.00	0.00	0.00
	06/10/2021	Disposal	(90.00)	(124.82)	0.00	0.00	13.87	123.58	124.82	(1.24)
	11/03/2022	Disposal	(10.00)	(13.87)	0.00	0.00	0.00	13.63	13.87	(0.24)
	30/06/2022		0.00	0.00	0.00	0.00	0.00	137.21	138.69	(1.48)
DIAMONDS - Argyle Pink Diamonds (weight 0.100ct)										
	01/07/2021	Opening Balance	2.00	0.00	0.00	0.00	32,600.00	0.00	0.00	0.00
	30/06/2022	Revaluation	0.00	0.00	1,800.00	0.00	34,400.00	0.00	0.00	0.00
	30/06/2022		2.00	0.00	1,800.00	0.00	34,400.00	0.00	0.00	0.00
DIAMONDS2 - Argyle Pink Diamonds (weight 0.150ct)										
	01/07/2021	Opening Balance	10.00	0.00	0.00	0.00	8,600.00	0.00	0.00	0.00
	30/06/2022	Revaluation	0.00	0.00	450.00	0.00	9,050.00	0.00	0.00	0.00
	30/06/2022		10.00	0.00	450.00	0.00	9,050.00	0.00	0.00	0.00

Compass Superfund Market Movement Report



As at 30 June 2022

Investment	Date	Description	Unrealised				Realised			Total
			Units	Accounting Cost Movement	Market Movement	Depreciation	Balance	Consideration	Accounting Cost Base	
DOT - Polkadot										
	01/07/2021	Opening Balance	10.00	0.00	0.00	0.00	204.94	0.00	0.00	0.00
	06/10/2021	Disposal	(9.63)	(261.58)	0.00	0.00	(56.64)	422.19	261.58	160.61
	06/10/2021	Writeback	0.00	0.00	63.93	0.00	7.29	0.00	0.00	0.00
	06/10/2021	Disposal	(0.37)	(9.77)	0.00	0.00	(2.48)	16.40	9.77	6.63
	06/10/2021	Writeback	0.00	0.00	2.48	0.00	0.00	0.00	0.00	0.00
	30/06/2022		0.00	(271.35)	66.41	0.00	0.00	438.59	271.35	167.24
ETH - Ethereum- ETH										
	01/07/2021	Opening Balance	2.80	0.00	0.00	0.00	7,951.02	0.00	0.00	0.00
	12/09/2021	Purchase	0.10	467.33	0.00	0.00	8,418.35	0.00	0.00	0.00
	05/10/2021	Disposal	(0.20)	(756.87)	0.00	0.00	7,661.48	948.47	756.87	191.60
	05/10/2021	Writeback	0.00	0.00	(218.30)	0.00	7,443.18	0.00	0.00	0.00
	05/10/2021	Disposal	(0.22)	(651.21)	0.00	0.00	6,791.97	1,066.62	651.21	415.41
	05/10/2021	Writeback	0.00	0.00	(245.50)	0.00	6,546.47	0.00	0.00	0.00
	05/10/2021	Disposal	(0.58)	(1,615.67)	0.00	0.00	4,930.80	2,727.28	1,615.67	1,111.61
	05/10/2021	Writeback	0.00	0.00	(627.72)	0.00	4,303.08	0.00	0.00	0.00
	06/10/2021	Disposal	(0.00)	(11.05)	0.00	0.00	4,292.03	18.92	11.05	7.87
	06/10/2021	Writeback	0.00	0.00	(4.35)	0.00	4,287.68	0.00	0.00	0.00
	06/10/2021	Disposal	(1.00)	(1,671.06)	0.00	0.00	2,616.62	4,727.23	1,671.06	3,056.17
	06/10/2021	Writeback	0.00	0.00	(1,087.17)	0.00	1,529.45	0.00	0.00	0.00
	14/11/2021	Purchase	0.16	1,002.09	0.00	0.00	2,531.54	0.00	0.00	0.00
	16/11/2021	Purchase	0.20	1,233.74	0.00	0.00	3,765.28	0.00	0.00	0.00
	03/12/2021	Purchase	0.20	1,215.05	0.00	0.00	4,980.33	0.00	0.00	0.00
	09/12/2021	Purchase	0.20	1,189.92	0.00	0.00	6,170.25	0.00	0.00	0.00
	05/01/2022	Purchase	0.20	973.24	0.00	0.00	7,143.49	0.00	0.00	0.00
	27/01/2022	Purchase	0.02	70.35	0.00	0.00	7,213.84	0.00	0.00	0.00
	26/04/2022	Purchase	0.83	3,467.86	0.00	0.00	10,681.70	0.00	0.00	0.00
	26/04/2022	Purchase	0.32	1,337.21	0.00	0.00	12,018.91	0.00	0.00	0.00
	30/06/2022	Purchase	0.25	382.91	0.00	0.00	12,401.82	0.00	0.00	0.00
	30/06/2022	Revaluation	0.00	0.00	(7,617.37)	0.00	4,784.45	0.00	0.00	0.00
	30/06/2022		3.28	6,633.84	(9,800.41)	0.00	4,784.45	9,488.52	4,705.86	4,782.66
GOLD1 - 1oz 2021 Golden Eagle Nugget Gold Coin 99.9%										
	01/07/2021	Opening Balance	1.00	0.00	0.00	0.00	2,380.00	0.00	0.00	0.00
	30/06/2022	Revaluation	0.00	0.00	261.00	0.00	2,641.00	0.00	0.00	0.00

Compass Superfund Market Movement Report



As at 30 June 2022

Investment	Date	Description	Unrealised				Realised			Total
			Units	Accounting Cost Movement	Market Movement	Depreciation	Balance	Consideration	Accounting Cost Base	
	30/06/2022		1.00	0.00	261.00	0.00	2,641.00	0.00	0.00	0.00
GOLDBAR - 1oz Gold Cast Perth Mint Bars 99.99%										
	01/07/2021	Opening Balance	3.00	0.00	0.00	0.00	7,140.00	0.00	0.00	0.00
	30/06/2022	Purchase	1.00	2,696.43	0.00	0.00	9,836.43	0.00	0.00	0.00
	30/06/2022	Revaluation	0.00	0.00	727.57	0.00	10,564.00	0.00	0.00	0.00
	30/06/2022		4.00	2,696.43	727.57	0.00	10,564.00	0.00	0.00	0.00
GRT - The Graph										
	01/07/2021	Opening Balance	208.00	0.00	0.00	0.00	165.61	0.00	0.00	0.00
	13/08/2021	Disposal	(100.00)	(220.13)	0.00	0.00	(54.52)	124.38	220.13	(95.75)
	13/08/2021	Writeback	0.00	0.00	83.56	0.00	29.04	0.00	0.00	0.00
	13/12/2021	Purchase	100.00	91.96	0.00	0.00	121.00	0.00	0.00	0.00
	10/03/2022	Disposal	(120.00)	(130.32)	0.00	0.00	(9.32)	51.94	130.32	(78.38)
	10/03/2022	Writeback	0.00	0.00	52.06	0.00	42.74	0.00	0.00	0.00
	10/03/2022	Disposal	(88.00)	(80.92)	0.00	0.00	(38.18)	38.09	80.92	(42.83)
	10/03/2022	Writeback	0.00	0.00	38.18	0.00	0.00	0.00	0.00	0.00
	30/06/2022		0.00	(339.41)	173.80	0.00	0.00	214.41	431.37	(216.96)
Gold Coin1 - 1 oz 2021 Super Pit Gold Coin 9999										
	11/08/2021	Purchase	1.00	2,490.40	0.00	0.00	2,490.40	0.00	0.00	0.00
	30/06/2022	Revaluation	0.00	0.00	150.60	0.00	2,641.00	0.00	0.00	0.00
	30/06/2022		1.00	2,490.40	150.60	0.00	2,641.00	0.00	0.00	0.00
In House_Compass SF - In House Loans- Compass SF										
	01/07/2021	Opening Balance	1.00	0.00	0.00	0.00	173.03	0.00	0.00	0.00
	15/03/2022	Return Of Capital	0.00	(74.03)	0.00	0.00	99.00			
	30/06/2022		1.00	(74.03)	0.00	0.00	99.00	0.00	0.00	0.00
Kangaroo Gold Coin - ½ oz 2022 Kangaroo Gold Coin 9999										
	30/06/2022	Purchase	1.00	1,435.69	0.00	0.00	1,435.69	0.00	0.00	0.00
	30/06/2022	Revaluation	0.00	0.00	(115.19)	0.00	1,320.50	0.00	0.00	0.00
	30/06/2022		1.00	1,435.69	(115.19)	0.00	1,320.50	0.00	0.00	0.00

Compass Superfund Market Movement Report



As at 30 June 2022

Investment	Date	Description	Unrealised				Realised			Total
			Units	Accounting Cost Movement	Market Movement	Depreciation	Balance	Consideration	Accounting Cost Base	
LINK - Chainlink										
	01/07/2021	Opening Balance	15.00	0.00	0.00	0.00	376.05	0.00	0.00	0.00
	05/10/2021	Disposal	(15.00)	(519.59)	0.00	0.00	(143.54)	555.36	519.59	35.77
	05/10/2021	Writeback	0.00	0.00	143.54	0.00	0.00	0.00	0.00	0.00
	15/11/2021	Purchase	2.00	88.44	0.00	0.00	88.44	0.00	0.00	0.00
	26/01/2022	Purchase	1.00	21.11	0.00	0.00	109.55	0.00	0.00	0.00
	01/02/2022	Purchase	1.00	25.13	0.00	0.00	134.68	0.00	0.00	0.00
	10/03/2022	Disposal	(4.00)	(134.68)	0.00	0.00	0.00	71.64	134.68	(63.04)
	26/04/2022	Purchase	6.00	108.66	0.00	0.00	108.66	0.00	0.00	0.00
	24/06/2022	Purchase	2.00	20.70	0.00	0.00	129.36	0.00	0.00	0.00
	26/06/2022	Purchase	3.00	28.64	0.00	0.00	158.00	0.00	0.00	0.00
	30/06/2022	Revaluation	0.00	0.00	(63.62)	0.00	94.38	0.00	0.00	0.00
	30/06/2022		11.00	(361.59)	79.92	0.00	94.38	627.00	654.27	(27.27)
LTC - LTC										
	01/07/2021	Opening Balance	12.00	0.00	0.00	0.00	2,238.47	0.00	0.00	0.00
	05/10/2021	Disposal	(1.00)	(84.42)	0.00	0.00	2,154.05	231.72	84.42	147.30
	05/10/2021	Writeback	0.00	0.00	(102.12)	0.00	2,051.93	0.00	0.00	0.00
	05/10/2021	Disposal	(1.00)	(84.42)	0.00	0.00	1,967.51	238.80	84.42	154.38
	05/10/2021	Writeback	0.00	0.00	(102.12)	0.00	1,865.39	0.00	0.00	0.00
	10/03/2022	Disposal	(8.73)	(737.29)	0.00	0.00	1,128.10	1,213.11	737.29	475.82
	10/03/2022	Writeback	0.00	0.00	(891.85)	0.00	236.25	0.00	0.00	0.00
	10/03/2022	Disposal	(0.27)	(22.49)	0.00	0.00	213.76	37.00	22.49	14.51
	10/03/2022	Writeback	0.00	0.00	(27.20)	0.00	186.56	0.00	0.00	0.00
	10/03/2022	Disposal	(0.80)	(67.54)	0.00	0.00	119.02	111.59	67.54	44.05
	10/03/2022	Writeback	0.00	0.00	(81.70)	0.00	37.32	0.00	0.00	0.00
	10/03/2022	Disposal	(0.20)	(16.88)	0.00	0.00	20.44	27.88	16.88	11.00
	10/03/2022	Writeback	0.00	0.00	(20.42)	0.00	0.02	0.00	0.00	0.00
	26/04/2022	Purchase	0.79	111.69	0.00	0.00	111.71	0.00	0.00	0.00
	26/04/2022	Purchase	0.77	108.16	0.00	0.00	219.87	0.00	0.00	0.00
	26/04/2022	Purchase	0.89	125.43	0.00	0.00	345.30	0.00	0.00	0.00
	26/04/2022	Purchase	0.68	95.20	0.00	0.00	440.50	0.00	0.00	0.00
	26/04/2022	Purchase	0.79	111.65	0.00	0.00	552.15	0.00	0.00	0.00
	26/04/2022	Purchase	0.91	127.38	0.00	0.00	679.53	0.00	0.00	0.00
	26/04/2022	Purchase	0.17	24.00	0.00	0.00	703.53	0.00	0.00	0.00
	26/04/2022	Purchase	0.58	81.57	0.00	0.00	785.10	0.00	0.00	0.00

Compass Superfund Market Movement Report



As at 30 June 2022

Investment	Date	Description	Unrealised				Realised			Total
			Units	Accounting Cost Movement	Market Movement	Depreciation	Balance	Consideration	Accounting Cost Base	
	26/04/2022	Purchase	0.42	58.13	0.00	0.00	843.23	0.00	0.00	0.00
	26/04/2022	Purchase	0.77	106.51	0.00	0.00	949.74	0.00	0.00	0.00
	26/04/2022	Purchase	0.23	32.18	0.00	0.00	981.92	0.00	0.00	0.00
	26/04/2022	Purchase	0.93	127.78	0.00	0.00	1,109.70	0.00	0.00	0.00
	26/04/2022	Purchase	0.07	9.90	0.00	0.00	1,119.60	0.00	0.00	0.00
	30/06/2022	Revaluation	0.00	0.00	(537.20)	0.00	582.40	0.00	0.00	0.00
	30/06/2022		8.00	106.54	(1,762.61)	0.00	582.40	1,860.10	1,013.04	847.06
MATIC.COIN - Polygon										
	13/09/2021	Purchase	18.00	31.66	0.00	0.00	31.66	0.00	0.00	0.00
	05/10/2021	Disposal	(18.00)	(31.66)	0.00	0.00	0.00	32.78	31.66	1.12
	30/06/2022		0.00	0.00	0.00	0.00	0.00	32.78	31.66	1.12
MKR - Maker										
	01/07/2021	Opening Balance	0.13	0.00	0.00	0.00	454.99	0.00	0.00	0.00
	01/07/2021	Disposal	(0.06)	(193.02)	0.00	0.00	261.97	195.02	193.02	2.00
	01/07/2021	Writeback	0.00	0.00	(16.42)	0.00	245.55	0.00	0.00	0.00
	01/07/2021	Disposal	(0.00)	(9.08)	0.00	0.00	236.47	10.45	9.08	1.37
	01/07/2021	Writeback	0.00	0.00	(0.88)	0.00	235.59	0.00	0.00	0.00
	07/10/2021	Disposal	(0.07)	(214.77)	0.00	0.00	20.82	275.30	214.77	60.53
	07/10/2021	Writeback	0.00	0.00	(20.82)	0.00	0.00	0.00	0.00	0.00
	16/11/2021	Purchase	0.10	402.70	0.00	0.00	402.70	0.00	0.00	0.00
	29/12/2021	Purchase	0.10	351.75	0.00	0.00	754.45	0.00	0.00	0.00
	06/01/2022	Purchase	0.03	92.26	0.00	0.00	846.71	0.00	0.00	0.00
	10/03/2022	Disposal	(0.23)	(846.71)	0.00	0.00	0.00	533.05	846.71	(313.66)
	26/04/2022	Purchase	0.24	568.60	0.00	0.00	568.60	0.00	0.00	0.00
	30/06/2022	Revaluation	0.00	0.00	(352.60)	0.00	216.00	0.00	0.00	0.00
	30/06/2022		0.24	151.73	(390.72)	0.00	216.00	1,013.82	1,263.58	(249.76)
PMGT - PERTH MINT GOLD TOKEN										
	01/07/2021	Opening Balance	5.10	0.00	0.00	0.00	11,891.21	0.00	0.00	0.00
	11/09/2021	Disposal	(0.10)	(267.77)	0.00	0.00	11,623.44	243.28	267.77	(24.49)
	11/09/2021	Writeback	0.00	0.00	9.60	0.00	11,633.04	0.00	0.00	0.00
	25/12/2021	Disposal	(0.10)	(267.77)	0.00	0.00	11,365.27	248.05	267.77	(19.72)
	25/12/2021	Writeback	0.00	0.00	9.60	0.00	11,374.87	0.00	0.00	0.00
	17/03/2022	Purchase	0.00	2.65	0.00	0.00	11,377.52	0.00	0.00	0.00
	18/03/2022	Purchase	0.10	262.77	0.00	0.00	11,640.29	0.00	0.00	0.00

Compass Superfund Market Movement Report

As at 30 June 2022



Investment	Date	Description	Unrealised				Realised			Total
			Units	Accounting Cost Movement	Market Movement	Depreciation	Balance	Consideration	Accounting Cost Base	
	12/04/2022	Disposal	(0.00)	(10.07)	0.00	0.00	11,630.22	9.90	10.07	(0.17)
	12/04/2022	Writeback	0.00	0.00	0.35	0.00	11,630.57	0.00	0.00	0.00
	12/04/2022	Disposal	(0.02)	(45.31)	0.00	0.00	11,585.26	44.53	45.31	(0.78)
	12/04/2022	Writeback	0.00	0.00	1.59	0.00	11,586.85	0.00	0.00	0.00
	13/04/2022	Disposal	(0.08)	(201.44)	0.00	0.00	11,385.41	197.99	201.44	(3.45)
	13/04/2022	Writeback	0.00	0.00	7.08	0.00	11,392.49	0.00	0.00	0.00
	13/04/2022	Disposal	(0.00)	(0.99)	0.00	0.00	11,391.50	0.97	0.99	(0.02)
	13/04/2022	Writeback	0.00	0.00	0.03	0.00	11,391.53	0.00	0.00	0.00
	13/04/2022	Disposal	(1.00)	(2,658.28)	0.00	0.00	8,733.25	2,628.77	2,658.28	(29.51)
	13/04/2022	Writeback	0.00	0.00	93.97	0.00	8,827.22	0.00	0.00	0.00
	13/04/2022	Disposal	(0.90)	(2,325.58)	0.00	0.00	6,501.64	2,381.39	2,325.58	55.81
	13/04/2022	Writeback	0.00	0.00	85.12	0.00	6,586.76	0.00	0.00	0.00
	30/06/2022	Revaluation	0.00	0.00	1,405.99	0.00	7,992.75	0.00	0.00	0.00
	30/06/2022		3.00	(5,511.79)	1,613.33	0.00	7,992.75	5,754.88	5,777.21	(22.33)
SHARELO - Capital9 Global Stocks (Sharelord Investor)										
	01/07/2021	Opening Balance	1.00	0.00	0.00	0.00	65,369.56	0.00	0.00	0.00
	07/07/2021	Revaluation	0.00	0.00	6,000.00	0.00	71,369.56	0.00	0.00	0.00
	13/10/2021	Revaluation	0.00	0.00	2,000.00	0.00	73,369.56	0.00	0.00	0.00
	13/04/2022	Revaluation	0.00	0.00	(7,000.00)	0.00	66,369.56	0.00	0.00	0.00
	30/06/2022	Revaluation	0.00	0.00	523.99	0.00	66,893.55	0.00	0.00	0.00
	30/06/2022	Revaluation	0.00	0.00	(15,928.39)	0.00	50,965.16	0.00	0.00	0.00
	30/06/2022		1.00	0.00	(14,404.40)	0.00	50,965.16	0.00	0.00	0.00
SILVERBAR - 10 oz Silver bar										
	01/07/2021	Opening Balance	2.00	0.00	0.00	0.00	705.80	0.00	0.00	0.00
	30/06/2022	Revaluation	0.00	0.00	494.20	0.00	1,200.00	0.00	0.00	0.00
	30/06/2022	Revaluation	0.00	0.00	(600.00)	0.00	600.00	0.00	0.00	0.00
	30/06/2022		2.00	0.00	(105.80)	0.00	600.00	0.00	0.00	0.00
SNX1 - Synthetix Network Token										
	01/07/2021	Opening Balance	10.00	0.00	0.00	0.00	92.30	0.00	0.00	0.00
	13/09/2021	Disposal	(2.00)	(56.33)	0.00	0.00	35.97	33.73	56.33	(22.60)
	13/09/2021	Writeback	0.00	0.00	27.71	0.00	63.68	0.00	0.00	0.00
	10/03/2022	Disposal	(8.00)	(174.51)	0.00	0.00	(110.83)	48.57	174.51	(125.94)
	10/03/2022	Writeback	0.00	0.00	110.83	0.00	0.00	0.00	0.00	0.00
	26/04/2022	Purchase	8.00	66.41	0.00	0.00	66.41	0.00	0.00	0.00

Compass Superfund
Market Movement Report



As at 30 June 2022

Investment	Date	Description	Unrealised				Realised			Total
			Units	Accounting Cost Movement	Market Movement	Depreciation	Balance	Consideration	Accounting Cost Base	
	30/06/2022	Revaluation	0.00	0.00	(25.62)	0.00	40.79	0.00	0.00	0.00
	30/06/2022		8.00	(164.43)	112.92	0.00	40.79	82.30	230.84	(148.54)
SilverbarPerth Mint - 1 kg Silver Cast Perth Mint bar 99.9%										
	12/07/2021	Purchase	3.00	3,572.25	0.00	0.00	3,572.25	0.00	0.00	0.00
	11/08/2021	Purchase	1.00	1,095.58	0.00	0.00	4,667.83	0.00	0.00	0.00
	30/06/2022	Revaluation	0.00	0.00	(809.83)	0.00	3,858.00	0.00	0.00	0.00
	30/06/2022		4.00	4,667.83	(809.83)	0.00	3,858.00	0.00	0.00	0.00
UNI.COIN - Uniswap										
	15/11/2021	Purchase	10.00	337.48	0.00	0.00	337.48	0.00	0.00	0.00
	01/02/2022	Purchase	5.00	79.90	0.00	0.00	417.38	0.00	0.00	0.00
	17/03/2022	Disposal	(0.77)	(25.83)	0.00	0.00	391.55	9.90	25.83	(15.93)
	19/03/2022	Disposal	(14.23)	(391.55)	0.00	0.00	0.00	184.12	391.55	(207.43)
	26/04/2022	Purchase	17.00	202.97	0.00	0.00	202.97	0.00	0.00	0.00
	30/06/2022	Revaluation	0.00	0.00	(88.44)	0.00	114.53	0.00	0.00	0.00
	30/06/2022		17.00	202.97	(88.44)	0.00	114.53	194.02	417.38	(223.36)
ZRX - 0x (ZRX)										
	01/07/2021	Opening Balance	0.00	0.00	0.00	0.00	0.00	0.00	0.00	0.00
	28/12/2021	Purchase	500.00	577.88	0.00	0.00	577.88	0.00	0.00	0.00
	10/03/2022	Disposal	(124.84)	(144.28)	0.00	0.00	433.60	84.46	144.28	(59.82)
	10/03/2022	Disposal	(375.16)	(433.60)	0.00	0.00	0.00	253.84	433.60	(179.76)
	10/03/2022	Writeback	0.00	0.00	(0.01)	0.00	(0.01)	0.00	0.00	0.00
	11/03/2022	Disposal	(0.00)	0.00	0.00	0.00	(0.01)	0.00	0.00	0.00
	30/06/2022	Revaluation	0.00	0.00	0.01	0.00	0.00	0.00	0.00	0.00
	30/06/2022		0.00	0.00	0.00	0.00	0.00	338.30	577.88	(239.58)
Total Market Movement					(25,682.62)					2,087.34
										(23,595.28)

Compass Superfund
CGT Register Report



As at 30 June 2022

Investment	Transaction Date	Contract Date	CGT Transaction Type	Units	Cost Base	Cost Base Adj Tax Def	Cost Base Adj Tax Free	Reduced Cost Base	Adjusted Cost Base	Net Other Capital Gain	Net Indexed Gain	Gross Discounted Gain	CGT Loss
Cryptocurrency													
	12/03/2022	12/03/2022	Disposal	(1.00)		0.00		309.54	309.54				(145.36)
	12/03/2022	12/03/2022	Disposal	(1.25)		0.00		421.18	421.18				(215.86)
	12/03/2022	12/03/2022	Disposal	(0.75)		0.00		252.37	252.37				(129.34)
	12/03/2022	12/03/2022	Disposal	(1.00)		0.00		410.54	410.54				(246.36)
	12/03/2022	12/03/2022	Disposal	(1.00)		0.00		408.03	408.03				(243.86)
	12/03/2022	12/03/2022	Disposal	(1.00)		0.00		309.54	309.54				(145.36)
	26/04/2022	26/04/2022	Purchase	1.00	252.26								
	09/05/2022	09/05/2022	Purchase	1.00	165.83								
BITC - Bitcoin													
	21/07/2021	21/07/2021	Purchase	0.02	1,081.51								
	24/07/2021	24/07/2021	Disposal	(0.00)		0.00		18.65	18.65	1.15			

Compass Superfund
CGT Register Report



As at 30 June 2022

Investment	Transaction	Contract	CGT	Units	Cost Base	Cost Base Adj	Cost Base Adj	Reduced Cost	Adjusted Cost	Net Other	Net Indexed	Gross	CGT Loss
Date	Date	Date	Transaction			Tax Def	Tax Free	Base	Base	Capital Gain	Gain	Discounted	
			Type									Gain	
Cryptocurrency													
	24/07/2021	24/07/2021	Disposal	(0.02)		0.00		1,062.86	1,062.86	66.27			
	03/08/2021	03/08/2021	Disposal	(0.01)		0.00		473.26	473.26	100.70			
	11/09/2021	11/09/2021	Purchase	0.00	259.08								
	21/09/2021	21/09/2021	Purchase	0.00	292.04								
	26/09/2021	26/09/2021	Purchase	0.00	291.48								
	04/10/2021	04/10/2021	Purchase	0.00	131.58								
	05/10/2021	05/10/2021	Disposal	(0.00)		0.00		131.58	131.58	5.11			
	05/10/2021	05/10/2021	Disposal	(0.00)		0.00		291.48	291.48	50.24			
	05/10/2021	05/10/2021	Disposal	(0.00)		0.00		292.04	292.04	49.68			
	05/10/2021	05/10/2021	Disposal	(0.00)		0.00		259.08	259.08	27.97			

Compass Superfund CGT Register Report



As at 30 June 2022

Investment	Transaction Date	Contract Date	CGT Transaction Type	Units	Cost Base	Cost Base Adj Tax Def	Cost Base Adj Tax Free	Reduced Cost Base	Adjusted Cost Base	Net Other Capital Gain	Net Indexed Gain	Gross Discounted Gain	CGT Loss
Cryptocurrency													
	10/03/2022	10/03/2022	Disposal	(1.00)		0.00		25.13	25.13				(7.22)
	10/03/2022	10/03/2022	Disposal	(1.00)		0.00		21.11	21.11				(3.20)
	10/03/2022	10/03/2022	Disposal	(2.00)		0.00		88.44	88.44				(52.62)
	26/04/2022	26/04/2022	Purchase	6.00	108.66								
	24/06/2022	24/06/2022	Purchase	2.00	20.70								
	26/06/2022	26/06/2022	Purchase	3.00	28.64								
COMP - Compound													
	19/07/2021	19/07/2021	Disposal	(0.30)		0.00		154.77	154.77				(19.00)
	19/07/2021	19/07/2021	Disposal	(0.20)		0.00		118.19	118.19				(27.64)
	20/07/2021	20/07/2021	Disposal	(0.00)		0.00		0.05	0.05				(0.00)
	26/10/2021	26/10/2021	Disposal	(0.21)		0.00		108.36	108.36				(9.34)

Compass Superfund
CGT Register Report



As at 30 June 2022

Investment	Transaction Date	Contract Date	CGT Transaction Type	Units	Cost Base	Cost Base Adj Tax Def	Cost Base Adj Tax Free	Reduced Cost Base	Adjusted Cost Base	Net Other Capital Gain	Net Indexed Gain	Gross Discounted Gain	CGT Loss
Cryptocurrency													
	06/11/2021	06/11/2021	Purchase	1.00	472.35								
	10/03/2022	10/03/2022	Disposal	(0.48)		0.00		249.15	249.15				(185.48)
	10/03/2022	10/03/2022	Disposal	(0.00)		0.00		0.05	0.05				(0.04)
	10/03/2022	10/03/2022	Disposal	(0.00)		0.00		0.04	0.04				(0.02)
	10/03/2022	10/03/2022	Disposal	(0.01)		0.00		3.69	3.69				(2.75)
	10/03/2022	10/03/2022	Disposal	(1.00)		0.00		472.35	472.35				(340.46)
	10/03/2022	10/03/2022	Disposal	(0.50)		0.00		184.88	184.88				(118.95)
	26/04/2022	26/04/2022	Purchase	2.00	351.35								
DAI .COIN - DAI													
	26/09/2021	26/09/2021	Purchase	100.00	138.69								
	06/10/2021	06/10/2021	Disposal	(90.00)		0.00		124.82	124.82				(1.24)

Compass Superfund CGT Register Report



As at 30 June 2022

Investment	Transaction Date	Contract Date	CGT Transaction Type	Units	Cost Base	Cost Base Adj Tax Def	Cost Base Adj Tax Free	Reduced Cost Base	Adjusted Cost Base	Net Other Capital Gain	Net Indexed Gain	Gross Discounted Gain	CGT Loss
Cryptocurrency													
	11/03/2022	11/03/2022	Disposal	(10.00)		0.00		13.87	13.87				(0.24)
ETH - Ethereum- ETH													
	12/09/2021	12/09/2021	Purchase	0.10	467.33								
	05/10/2021	05/10/2021	Disposal	(0.10)		0.00		289.54	289.54	184.69			
	05/10/2021	05/10/2021	Disposal	(0.22)		0.00		651.21	651.21	415.41			
	05/10/2021	05/10/2021	Disposal	(0.18)		0.00		506.95	506.95	323.38			
	05/10/2021	05/10/2021	Disposal	(0.40)		0.00		1,108.72	1,108.72	788.23			
	05/10/2021	05/10/2021	Disposal	(0.10)		0.00		467.33	467.33	6.90			
	06/10/2021	06/10/2021	Disposal	(0.30)		0.00		188.40	188.40	1,235.45			
	06/10/2021	06/10/2021	Disposal	(0.00)		0.00		11.05	11.05	7.87			
	06/10/2021	06/10/2021	Disposal	(0.50)		0.00		1,155.75	1,155.75	1,217.32			

Compass Superfund CGT Register Report



As at 30 June 2022

Investment	Transaction Date	Contract Date	CGT Transaction Type	Units	Cost Base	Cost Base Adj Tax Def	Cost Base Adj Tax Free	Reduced Cost Base	Adjusted Cost Base	Net Other Capital Gain	Net Indexed Gain	Gross Discounted Gain	CGT Loss
Cryptocurrency													
MKR - Maker													
	01/07/2021	01/07/2021	Disposal	(0.01)		0.00		18.15	18.15	2.74			
	01/07/2021	01/07/2021	Disposal	(0.05)		0.00		174.87	174.87				(0.74)
	01/07/2021	01/07/2021	Disposal	(0.00)		0.00		9.08	9.08	1.37			
	07/10/2021	07/10/2021	Disposal	(0.06)		0.00		174.92	174.92	49.29			
	07/10/2021	07/10/2021	Disposal	(0.01)		0.00		39.85	39.85	11.23			
	16/11/2021	16/11/2021	Purchase	0.10	402.70								
	29/12/2021	29/12/2021	Purchase	0.10	351.75								
	06/01/2022	06/01/2022	Purchase	0.03	92.26								
	10/03/2022	10/03/2022	Disposal	(0.10)		0.00		351.75	351.75				(119.99)
	10/03/2022	10/03/2022	Disposal	(0.10)		0.00		402.70	402.70				(170.94)

Compass Superfund CGT Register Report



As at 30 June 2022

Investment	Transaction Date	Contract Date	CGT Transaction Type	Units	Cost Base	Cost Base Adj Tax Def	Cost Base Adj Tax Free	Reduced Cost Base	Adjusted Cost Base	Net Other Capital Gain	Net Indexed Gain	Gross Discounted Gain	CGT Loss
Cryptocurrency													
	10/03/2022	10/03/2022	Disposal	(0.03)		0.00		92.26	92.26				(22.73)
	26/04/2022	26/04/2022	Purchase	0.24	568.60								
PMGT - PERTH MINT GOLD TOKEN													
	11/09/2021	11/09/2021	Disposal	(0.10)		0.00		267.77	267.77				(24.49)
	25/12/2021	25/12/2021	Disposal	(0.10)		0.00		267.77	267.77				(19.72)
	17/03/2022	17/03/2022	Purchase	0.00	2.65								
	18/03/2022	18/03/2022	Purchase	0.10	262.77								
	12/04/2022	12/04/2022	Disposal	(0.02)		0.00		45.31	45.31				(0.78)
	12/04/2022	12/04/2022	Disposal	(0.00)		0.00		10.07	10.07				(0.17)
	13/04/2022	13/04/2022	Disposal	(0.05)		0.00		121.21	121.21			18.62	
	13/04/2022	13/04/2022	Disposal	(0.08)		0.00		201.44	201.44				(3.45)

Compass Superfund CGT Register Report



As at 30 June 2022

Investment	Transaction Date	Contract Date	CGT Transaction Type	Units	Cost Base	Cost Base Adj Tax Def	Cost Base Adj Tax Free	Reduced Cost Base	Adjusted Cost Base	Net Other Capital Gain	Net Indexed Gain	Gross Discounted Gain	CGT Loss
Cryptocurrency													
	13/04/2022	13/04/2022	Disposal	(0.80)		0.00		2,097.44	2,097.44			20.77	
	13/04/2022	13/04/2022	Disposal	(0.00)		0.00		0.99	0.99				(0.02)
	13/04/2022	13/04/2022	Disposal	(0.10)		0.00		262.77	262.77				(2.22)
	13/04/2022	13/04/2022	Disposal	(0.00)		0.00		2.65	2.65				(0.02)
	13/04/2022	13/04/2022	Disposal	(0.20)		0.00		508.53	508.53			5.03	
	13/04/2022	13/04/2022	Disposal	(0.70)		0.00		1,884.33	1,884.33				(32.30)
	13/04/2022	13/04/2022	Disposal	(0.05)		0.00		106.93	106.93			16.42	
DOT - Polkadot													
	06/10/2021	06/10/2021	Disposal	(4.63)		0.00		120.88	120.88	82.02			
	06/10/2021	06/10/2021	Disposal	(5.00)		0.00		140.70	140.70	78.60			
	06/10/2021	06/10/2021	Disposal	(0.37)		0.00		9.77	9.77	6.63			

Compass Superfund
CGT Register Report



As at 30 June 2022

Investment	Transaction Date	Contract Date	CGT Transaction Type	Units	Cost Base	Cost Base Adj Tax Def	Cost Base Adj Tax Free	Reduced Cost Base	Adjusted Cost Base	Net Other Capital Gain	Net Indexed Gain	Gross Discounted Gain	CGT Loss
Cryptocurrency													
	10/03/2022	10/03/2022	Disposal	(12.00)		0.00		11.04	11.04				(5.84)
	10/03/2022	10/03/2022	Disposal	(100.00)		0.00		101.85	101.85				(58.57)
	10/03/2022	10/03/2022	Disposal	(8.00)		0.00		17.43	17.43				(13.97)
	10/03/2022	10/03/2022	Disposal	(88.00)		0.00		80.92	80.92				(42.83)
UNI.COIN - Uniswap													
	15/11/2021	15/11/2021	Purchase	10.00	337.48								
	01/02/2022	01/02/2022	Purchase	5.00	79.90								
	17/03/2022	17/03/2022	Disposal	(0.77)		0.00		25.83	25.83				(15.93)
	19/03/2022	19/03/2022	Disposal	(5.00)		0.00		79.90	79.90				(15.23)
	19/03/2022	19/03/2022	Disposal	(9.23)		0.00		311.65	311.65				(192.20)
	26/04/2022	26/04/2022	Purchase	17.00	202.97								

Loans to Associated Entities (In house loans) - Unitised

Compass Superfund CGT Register Report



As at 30 June 2022

Investment	Transaction Date	Contract Date	CGT Transaction Type	Units	Cost Base	Cost Base Adj Tax Def	Cost Base Adj Tax Free	Reduced Cost Base	Adjusted Cost Base	Net Other Capital Gain	Net Indexed Gain	Gross Discounted Gain	CGT Loss
Loans to Associated Entities (In house loans) - Unitised													
	In House_Compass SF - In House Loans- Compass SF												
	15/03/2022	30/06/2020	ReturnOfCapit					(74.03)					
Managed Investments (Australian)													
	SHARELO - CapitalI9 Global Stocks (Sharelord Investor)												
	30/06/2022	30/06/2022	DistributionIn							0.00	0.00	0.00	(3,132.97)

Compass Superfund Investment Income Report



As at 30 June 2022

Investment	Total Income	Franked	Unfranked	Interest/ Other	Franking Credits	Foreign Income	Foreign Credits * 1	Assessable Income (Excl. Capital Gains) * 2	TFN Credits	Other Deductions	Distributed Capital Gains	Non-Assessable Payments
Bank Accounts												
CBA Direct Investment Account 6889	0.13			0.13	0.00	0.00	0.00	0.13			0.00	0.00
	0.13			0.13	0.00	0.00	0.00	0.13			0.00	0.00
Managed Investments (Australian)												
SHARELO Capital19 Global Stocks (Sharelord Investor)	0.00				0.00	0.00	0.00	0.00		0.00	0.00	0.00
SHARELO Capital19 Global Stocks (Sharelord Investor)	774.27	782.76			335.47			1,118.23	8.49	0.00		
	774.27	782.76			335.47	0.00	0.00	1,118.23	8.49	0.00	0.00	0.00
	774.40	782.76		0.13	335.47	0.00	0.00	1,118.36	8.49	0.00	0.00	0.00

Assessable Income (Excl. Capital Gains) **1,118.36**

Net Capital Gain **0.00**

Total Assessable Income 1,118.36

* 1 Includes foreign credits from foreign capital gains.

* 2 Assessable Income in the SMSF Annual Return will be different as capital gains and losses from disposals of assets have not been included.

For a breakdown of Distributed Capital Gains and Non-Assessable Payments refer to Distributions Reconciliation Report.

Compass Superfund Realised Capital Gains Report



For The Period 01 July 2021 - 30 June 2022

Investment		Accounting Treatment				Tax Treatment						
Purchase Contract Date	Disposal Contract Date	Units	Cost	Proceeds	Accounting Profit/(Loss)	Adjusted Cost Base	Reduced Cost Base	Indexed Cost Base	Indexed Gains	Discounted Gains (Gross)	Other Gains	Capital Loss
Cryptocurrency												
AAVE - AAVE												
25/05/2021	05/10/2021	1.00	472.35	422.88	(49.47)	472.35	472.35	0.00	0.00	0.00	0.00	(49.47)
24/09/2021	06/10/2021	0.30	122.35	129.55	7.20	122.35	122.35	0.00	0.00	0.00	7.20	0.00
24/09/2021	06/10/2021	0.30	122.35	129.55	7.20	122.35	122.35	0.00	0.00	0.00	7.20	0.00
24/09/2021	06/10/2021	0.30	122.35	129.55	7.20	122.35	122.35	0.00	0.00	0.00	7.20	0.00
24/09/2021	06/10/2021	0.10	40.78	43.18	2.40	40.78	40.78	0.00	0.00	0.00	2.40	0.00
05/01/2022	12/03/2022	1.00	309.54	164.18	(145.37)	309.54	309.54	0.00	0.00	0.00	0.00	(145.37)
04/12/2021	12/03/2022	1.25	421.18	205.32	(215.86)	421.18	421.18	0.00	0.00	0.00	0.00	(215.86)
03/12/2021	12/03/2022	0.75	252.37	123.03	(129.34)	252.37	252.37	0.00	0.00	0.00	0.00	(129.34)
16/11/2021	12/03/2022	1.00	410.54	164.18	(246.37)	410.54	410.54	0.00	0.00	0.00	0.00	(246.37)
16/11/2021	12/03/2022	1.00	408.03	164.18	(243.86)	408.03	408.03	0.00	0.00	0.00	0.00	(243.86)
15/06/2021	12/03/2022	1.00	309.54	164.18	(145.37)	309.54	309.54	0.00	0.00	0.00	0.00	(145.37)
		8.00	2,991.38	1,839.78	(1,151.64)	2,991.38	2,991.38	0.00	0.00	0.00	24.00	(1,175.64)
ADA - Cardano												
10/06/2021	06/10/2021	80.00	159.36	254.72	95.36	159.36	159.36	0.00	0.00	0.00	95.36	0.00
10/06/2021	10/03/2022	10.00	19.92	10.87	(9.05)	19.92	19.92	0.00	0.00	0.00	0.00	(9.05)
		90.00	179.28	265.59	86.31	179.28	179.28	0.00	0.00	0.00	95.36	(9.05)
BITC - Bitcoin												
21/07/2021	24/07/2021	0.00	18.65	19.80	1.15	18.65	18.65	0.00	0.00	0.00	1.15	0.00
21/07/2021	24/07/2021	0.02	1,062.86	1,129.13	66.27	1,062.86	1,062.86	0.00	0.00	0.00	66.27	0.00
21/06/2021	03/08/2021	0.01	473.26	573.96	100.70	473.26	473.26	0.00	0.00	0.00	100.70	0.00
04/10/2021	05/10/2021	0.00	131.58	136.69	5.11	131.58	131.58	0.00	0.00	0.00	5.11	0.00

Compass Superfund Realised Capital Gains Report



For The Period 01 July 2021 - 30 June 2022

Investment		Accounting Treatment				Tax Treatment						
Purchase Contract Date	Disposal Contract Date	Units	Cost	Proceeds	Accounting Profit/(Loss)	Adjusted Cost Base	Reduced Cost Base	Indexed Cost Base	Indexed Gains	Discounted Gains (Gross)	Other Gains	Capital Loss
Cryptocurrency												
26/09/2021	05/10/2021	0.00	291.48	341.72	50.24	291.48	291.48	0.00	0.00	0.00	50.24	0.00
21/09/2021	05/10/2021	0.00	292.04	341.72	49.68	292.04	292.04	0.00	0.00	0.00	49.68	0.00
11/09/2021	05/10/2021	0.00	259.08	287.05	27.97	259.08	259.08	0.00	0.00	0.00	27.97	0.00
02/12/2021	17/05/2022	0.00	368.79	196.49	(172.30)	368.79	368.79	0.00	0.00	0.00	0.00	(172.30)
02/12/2021	17/05/2022	0.00	94.83	50.52	(44.31)	94.83	94.83	0.00	0.00	0.00	0.00	(44.31)
16/11/2021	17/05/2022	0.00	310.48	162.96	(147.52)	310.48	310.48	0.00	0.00	0.00	0.00	(147.52)
03/11/2021	17/05/2022	0.00	7.21	3.65	(3.56)	7.21	7.21	0.00	0.00	0.00	0.00	(3.56)
03/11/2021	17/05/2022	0.00	316.97	159.31	(157.66)	316.97	316.97	0.00	0.00	0.00	0.00	(157.66)
02/12/2021	04/06/2022	0.01	502.24	255.18	(247.06)	502.24	502.24	0.00	0.00	0.00	0.00	(247.06)
18/11/2021	04/06/2022	0.01	707.60	366.42	(341.18)	707.60	707.60	0.00	0.00	0.00	0.00	(341.18)
		0.08	4,837.07	4,024.60	(812.47)	4,837.07	4,837.07	0.00	0.00	0.00	301.12	(1,113.59)
COMP - Compound												
25/05/2021	19/07/2021	0.30	154.77	135.77	(19.00)	154.77	154.77	0.00	0.00	0.00	0.00	(19.00)
19/05/2021	19/07/2021	0.20	118.19	90.55	(27.64)	118.19	118.19	0.00	0.00	0.00	0.00	(27.64)
25/05/2021	20/07/2021	0.00	0.05	0.05	0.00	0.05	0.05	0.00	0.00	0.00	0.00	0.00
25/05/2021	26/10/2021	0.21	108.36	99.02	(9.34)	108.36	108.36	0.00	0.00	0.00	0.00	(9.34)
06/11/2021	10/03/2022	1.00	472.35	131.89	(340.46)	472.35	472.35	0.00	0.00	0.00	0.00	(340.46)
18/06/2021	10/03/2022	0.50	184.88	65.93	(118.95)	184.88	184.88	0.00	0.00	0.00	0.00	(118.95)
25/05/2021	10/03/2022	0.48	249.15	63.67	(185.48)	249.15	249.15	0.00	0.00	0.00	0.00	(185.48)
25/05/2021	10/03/2022	0.00	0.05	0.01	(0.04)	0.05	0.05	0.00	0.00	0.00	0.00	(0.04)
18/06/2021	10/03/2022	0.00	0.04	0.01	(0.02)	0.04	0.04	0.00	0.00	0.00	0.00	(0.02)
25/05/2021	10/03/2022	0.01	3.69	0.95	(2.75)	3.69	3.69	0.00	0.00	0.00	0.00	(2.75)

Compass Superfund Realised Capital Gains Report



For The Period 01 July 2021 - 30 June 2022

Investment		Accounting Treatment				Tax Treatment						
Purchase Contract Date	Disposal Contract Date	Units	Cost	Proceeds	Accounting Profit/(Loss)	Adjusted Cost Base	Reduced Cost Base	Indexed Cost Base	Indexed Gains	Discounted Gains (Gross)	Other Gains	Capital Loss
Cryptocurrency												
		2.70	1,291.53	587.85	(703.68)	1,291.53	1,291.53	0.00	0.00	0.00	0.00	(703.68)
DAI .COIN - DAI												
26/09/2021	06/10/2021	90.00	124.82	123.58	(1.24)	124.82	124.82	0.00	0.00	0.00	0.00	(1.24)
26/09/2021	11/03/2022	10.00	13.87	13.63	(0.24)	13.87	13.87	0.00	0.00	0.00	0.00	(0.24)
		100.00	138.69	137.21	(1.48)	138.69	138.69	0.00	0.00	0.00	0.00	(1.48)
DOT - Polkadot												
12/06/2021	06/10/2021	4.63	120.88	202.89	82.02	120.88	120.88	0.00	0.00	0.00	82.02	0.00
25/05/2021	06/10/2021	5.00	140.70	219.30	78.60	140.70	140.70	0.00	0.00	0.00	78.60	0.00
12/06/2021	06/10/2021	0.37	9.77	16.40	6.63	9.77	9.77	0.00	0.00	0.00	6.63	0.00
		10.00	271.35	438.59	167.25	271.35	271.35	0.00	0.00	0.00	167.25	0.00
ETH - Ethereum- ETH												
12/09/2021	05/10/2021	0.10	467.33	474.24	6.91	467.33	467.33	0.00	0.00	0.00	6.91	0.00
21/06/2021	05/10/2021	0.10	289.54	474.24	184.69	289.54	289.54	0.00	0.00	0.00	184.69	0.00
21/06/2021	05/10/2021	0.22	651.21	1,066.62	415.41	651.21	651.21	0.00	0.00	0.00	415.41	0.00
21/06/2021	05/10/2021	0.18	506.95	830.33	323.38	506.95	506.95	0.00	0.00	0.00	323.38	0.00
21/06/2021	05/10/2021	0.40	1,108.72	1,896.95	788.23	1,108.72	1,108.72	0.00	0.00	0.00	788.23	0.00
21/06/2021	06/10/2021	0.00	11.05	18.92	7.87	11.05	11.05	0.00	0.00	0.00	7.87	0.00
22/06/2021	06/10/2021	0.50	1,155.75	2,373.07	1,217.32	1,155.75	1,155.75	0.00	0.00	0.00	1,217.32	0.00
21/06/2021	06/10/2021	0.10	266.13	455.70	189.57	266.13	266.13	0.00	0.00	0.00	189.57	0.00
09/11/2020	06/10/2021	0.10	60.78	474.61	413.83	60.78	60.78	0.00	0.00	0.00	413.83	0.00
08/11/2020	06/10/2021	0.30	188.40	1,423.84	1,235.45	188.40	188.40	0.00	0.00	0.00	1,235.45	0.00

Compass Superfund Realised Capital Gains Report



For The Period 01 July 2021 - 30 June 2022

Investment		Accounting Treatment				Tax Treatment						
Purchase Contract Date	Disposal Contract Date	Units	Cost	Proceeds	Accounting Profit/(Loss)	Adjusted Cost Base	Reduced Cost Base	Indexed Cost Base	Indexed Gains	Discounted Gains (Gross)	Other Gains	Capital Loss
Cryptocurrency												
		2.00	4,705.86	9,488.52	4,782.66	4,705.86	4,705.86	0.00	0.00	0.00	4,782.66	0.00
GRT - The Graph												
13/03/2021	13/08/2021	96.00	211.41	119.40	(92.01)	211.41	211.41	0.00	0.00	0.00	0.00	(92.01)
28/02/2021	13/08/2021	4.00	8.72	4.98	(3.74)	8.72	8.72	0.00	0.00	0.00	0.00	(3.74)
13/12/2021	10/03/2022	12.00	11.04	5.19	(5.84)	11.04	11.04	0.00	0.00	0.00	0.00	(5.84)
28/05/2021	10/03/2022	100.00	101.85	43.28	(58.57)	101.85	101.85	0.00	0.00	0.00	0.00	(58.57)
28/02/2021	10/03/2022	8.00	17.43	3.46	(13.97)	17.43	17.43	0.00	0.00	0.00	0.00	(13.97)
13/12/2021	10/03/2022	88.00	80.92	38.09	(42.83)	80.92	80.92	0.00	0.00	0.00	0.00	(42.83)
		308.00	431.37	214.40	(216.96)	431.37	431.37	0.00	0.00	0.00	0.00	(216.96)
LINK - Chainlink												
19/05/2021	05/10/2021	0.10	3.36	3.70	0.34	3.36	3.36	0.00	0.00	0.00	0.34	0.00
19/05/2021	05/10/2021	2.00	71.36	74.05	2.69	71.36	71.36	0.00	0.00	0.00	2.69	0.00
19/05/2021	05/10/2021	9.90	333.31	366.54	33.23	333.31	333.31	0.00	0.00	0.00	33.23	0.00
19/05/2021	05/10/2021	3.00	111.56	111.07	(0.49)	111.56	111.56	0.00	0.00	0.00	0.00	(0.49)
01/02/2022	10/03/2022	1.00	25.13	17.91	(7.22)	25.13	25.13	0.00	0.00	0.00	0.00	(7.22)
26/01/2022	10/03/2022	1.00	21.11	17.91	(3.20)	21.11	21.11	0.00	0.00	0.00	0.00	(3.20)
15/11/2021	10/03/2022	2.00	88.44	35.82	(52.62)	88.44	88.44	0.00	0.00	0.00	0.00	(52.62)
		19.00	654.27	627.00	(27.27)	654.27	654.27	0.00	0.00	0.00	36.26	(63.53)
LTC - LTC												
21/08/2020	05/10/2021	1.00	84.42	231.72	147.30	84.42	84.42	0.00	0.00	147.30	0.00	0.00
21/08/2020	05/10/2021	1.00	84.42	238.80	154.38	84.42	84.42	0.00	0.00	154.38	0.00	0.00
21/08/2020	10/03/2022	8.73	737.29	1,213.11	475.82	737.29	737.29	0.00	0.00	475.82	0.00	0.00

Realised Capital Gains Report

For The Period 01 July 2021 - 30 June 2022

Investment		Accounting Treatment				Tax Treatment						
Purchase Contract Date	Disposal Contract Date	Units	Cost	Proceeds	Accounting Profit/(Loss)	Adjusted Cost Base	Reduced Cost Base	Indexed Cost Base	Indexed Gains	Discounted Gains (Gross)	Other Gains	Capital Loss
Cryptocurrency												
21/08/2020	10/03/2022	0.27	22.49	37.00	14.51	22.49	22.49	0.00	0.00	14.51	0.00	0.00
21/08/2020	10/03/2022	0.80	67.54	111.59	44.05	67.54	67.54	0.00	0.00	44.05	0.00	0.00
21/08/2020	10/03/2022	0.20	16.88	27.88	11.00	16.88	16.88	0.00	0.00	11.00	0.00	0.00
		12.00	1,013.04	1,860.10	847.06	1,013.04	1,013.04	0.00	0.00	847.06	0.00	0.00
MATIC.COIN - Polygon												
13/09/2021	05/10/2021	18.00	31.66	32.78	1.12	31.66	31.66	0.00	0.00	0.00	1.12	0.00
		18.00	31.66	32.78	1.12	31.66	31.66	0.00	0.00	0.00	1.12	0.00
MKR - Maker												
21/06/2021	01/07/2021	0.01	18.15	20.90	2.74	18.15	18.15	0.00	0.00	0.00	2.74	0.00
20/06/2021	01/07/2021	0.05	174.87	174.13	(0.75)	174.87	174.87	0.00	0.00	0.00	0.00	(0.75)
21/06/2021	01/07/2021	0.00	9.08	10.45	1.37	9.08	9.08	0.00	0.00	0.00	1.37	0.00
21/06/2021	07/10/2021	0.06	174.92	224.21	49.29	174.92	174.92	0.00	0.00	0.00	49.29	0.00
21/06/2021	07/10/2021	0.01	39.85	51.09	11.23	39.85	39.85	0.00	0.00	0.00	11.23	0.00
06/01/2022	10/03/2022	0.03	92.26	69.53	(22.73)	92.26	92.26	0.00	0.00	0.00	0.00	(22.73)
29/12/2021	10/03/2022	0.10	351.75	231.76	(119.99)	351.75	351.75	0.00	0.00	0.00	0.00	(119.99)
16/11/2021	10/03/2022	0.10	402.70	231.76	(170.94)	402.70	402.70	0.00	0.00	0.00	0.00	(170.94)
		0.36	1,263.58	1,013.83	(249.78)	1,263.58	1,263.58	0.00	0.00	0.00	64.63	(314.41)
PMGT - PERTH MINT GOLD TOKEN												
17/09/2020	11/09/2021	0.10	267.77	243.28	(24.49)	267.77	267.77	0.00	0.00	0.00	0.00	(24.49)
17/09/2020	25/12/2021	0.10	267.77	248.05	(19.72)	267.77	267.77	0.00	0.00	0.00	0.00	(19.72)
17/09/2020	12/04/2022	0.00	10.07	9.90	(0.17)	10.07	10.07	0.00	0.00	0.00	0.00	(0.17)
17/09/2020	12/04/2022	0.02	45.31	44.53	(0.78)	45.31	45.31	0.00	0.00	0.00	0.00	(0.78)

Compass Superfund Realised Capital Gains Report



For The Period 01 July 2021 - 30 June 2022

Investment		Accounting Treatment				Tax Treatment						
Purchase Contract Date	Disposal Contract Date	Units	Cost	Proceeds	Accounting Profit/(Loss)	Adjusted Cost Base	Reduced Cost Base	Indexed Cost Base	Indexed Gains	Discounted Gains (Gross)	Other Gains	Capital Loss
Cryptocurrency												
17/09/2020	13/04/2022	0.08	201.44	197.99	(3.45)	201.44	201.44	0.00	0.00	0.00	0.00	(3.45)
17/09/2020	13/04/2022	0.00	0.99	0.97	(0.02)	0.99	0.99	0.00	0.00	0.00	0.00	(0.02)
18/03/2022	13/04/2022	0.10	262.77	260.55	(2.22)	262.77	262.77	0.00	0.00	0.00	0.00	(2.22)
17/03/2022	13/04/2022	0.00	2.65	2.63	(0.02)	2.65	2.65	0.00	0.00	0.00	0.00	(0.02)
16/11/2020	13/04/2022	0.20	508.53	513.56	5.03	508.53	508.53	0.00	0.00	5.03	0.00	0.00
17/09/2020	13/04/2022	0.70	1,884.33	1,852.03	(32.30)	1,884.33	1,884.33	0.00	0.00	0.00	0.00	(32.30)
02/04/2021	13/04/2022	0.05	106.93	123.35	16.42	106.93	106.93	0.00	0.00	16.42	0.00	0.00
01/04/2021	13/04/2022	0.05	121.21	139.83	18.62	121.21	121.21	0.00	0.00	18.62	0.00	0.00
16/11/2020	13/04/2022	0.80	2,097.44	2,118.21	20.77	2,097.44	2,097.44	0.00	0.00	20.77	0.00	0.00
		2.20	5,777.21	5,754.88	(22.33)	5,777.21	5,777.21	0.00	0.00	60.84	0.00	(83.17)
SNX1 - Synthetix Network Token												
05/02/2021	13/09/2021	2.00	56.33	33.73	(22.60)	56.33	56.33	0.00	0.00	0.00	0.00	(22.60)
23/06/2021	10/03/2022	2.00	17.70	12.14	(5.56)	17.70	17.70	0.00	0.00	0.00	0.00	(5.56)
19/05/2021	10/03/2022	1.00	15.98	6.07	(9.91)	15.98	15.98	0.00	0.00	0.00	0.00	(9.91)
05/02/2021	10/03/2022	5.00	140.83	30.36	(110.47)	140.83	140.83	0.00	0.00	0.00	0.00	(110.47)
		10.00	230.84	82.30	(148.54)	230.84	230.84	0.00	0.00	0.00	0.00	(148.54)
UNI.COIN - Uniswap												
15/11/2021	17/03/2022	0.77	25.83	9.90	(15.93)	25.83	25.83	0.00	0.00	0.00	0.00	(15.93)
01/02/2022	19/03/2022	5.00	79.90	64.67	(15.23)	79.90	79.90	0.00	0.00	0.00	0.00	(15.23)
15/11/2021	19/03/2022	9.23	311.65	119.45	(192.20)	311.65	311.65	0.00	0.00	0.00	0.00	(192.20)
		15.00	417.38	194.02	(223.36)	417.38	417.38	0.00	0.00	0.00	0.00	(223.36)
ZRX - 0x (ZRX)												

Compass Superfund Realised Capital Gains Report



For The Period 01 July 2021 - 30 June 2022

Investment		Accounting Treatment				Tax Treatment						
Purchase Contract Date	Disposal Contract Date	Units	Cost	Proceeds	Accounting Profit/(Loss)	Adjusted Cost Base	Reduced Cost Base	Indexed Cost Base	Indexed Gains	Discounted Gains (Gross)	Other Gains	Capital Loss
Cryptocurrency												
28/12/2021	10/03/2022	124.84	144.28	84.46	(59.82)	144.28	144.28	0.00	0.00	0.00	0.00	(59.82)
28/12/2021	10/03/2022	375.16	433.60	253.84	(179.76)	433.60	433.60	0.00	0.00	0.00	0.00	(179.76)
28/12/2021	11/03/2022	0.00	0.00	0.00	0.00	0.00	0.00	0.00	0.00	0.00	0.00	0.00
		500.00	577.88	338.30	(239.58)	577.88	577.88	0.00	0.00	0.00	0.00	(239.58)
		1,097.34	24,812.39	26,899.75	2,087.31	24,812.39	24,812.39	0.00	0.00	907.90	5,472.40	(4,292.99)
Managed Investments (Australian)												
SHARELO - Capitall9 Global Stocks (Sharelord Investor)												
		0.00	0.00	0.00	0.00	0.00	0.00	0.00	0.00	0.00	0.00	(3,132.97)
		0.00	0.00	0.00	0.00	0.00	0.00	0.00	0.00	0.00	0.00	(3,132.97)
		0.00	0.00	0.00	0.00	0.00	0.00	0.00	0.00	0.00	0.00	(3,132.97)
		1,097.34	24,812.39	26,899.75	2,087.31	24,812.39	24,812.39	0.00	0.00	907.90	5,472.40	(7,425.96)

Compass Superfund

Unrealised Capital Gains Report

As at 30 June 2022



Investment	Units	Cost	Tax Deferred /Depreciation	CGT Cost Base	Market Value	Projected Profit /(Loss)	Taxable Profit Indexation	Taxable Profit Discounted	Taxable Profit Notional
Cryptocurrency									
AAVE - AAVE	2.00	418.08	0.00	418.08	154.7500	(263.33)	0.00	0.00	0.00
BITC - Bitcoin	0.11	6,466.39	0.00	6,466.39	3,031.4000	(3,434.99)	0.00	0.00	0.00
COMP - Compound	2.00	351.35	0.00	351.35	138.0600	(213.29)	0.00	0.00	0.00
ETH - Ethereum- ETH	3.28	11,419.45	0.00	11,419.45	4,784.4500	(6,635.00)	0.00	0.00	0.00
LINK - Chainlink	11.00	158.00	0.00	158.00	94.3800	(63.62)	0.00	0.00	0.00
LTC - LTC	8.00	1,119.60	0.00	1,119.60	582.4000	(537.20)	0.00	0.00	0.00
MKR - Maker	0.24	568.60	0.00	568.60	216.0000	(352.60)	0.00	0.00	0.00
PMGT - PERTH MINT GOLD TOKEN	3.00	6,868.99	0.00	6,868.99	7,992.7500	1,123.76	0.00	749.16	0.00
SNX1 - Synthetix Network Token	8.00	66.41	0.00	66.41	40.7900	(25.62)	0.00	0.00	0.00
UNI.COIN - Uniswap	17.00	202.97	0.00	202.97	114.5300	(88.44)	0.00	0.00	0.00
		27,639.84	0.00	27,639.84	17,149.5100	(10,490.33)	0.00	749.16	0.00
Collectables (Coins, Stamps, Wine and Other Personal Use Assets)									
DIAMONDS - Argyle Pink Diamonds (weight 0.100ct)	2.00	18,640.00	0.00	18,640.00	34,400.0000	15,760.00	0.00	10,506.67	0.00
DIAMONDS2 - Argyle Pink Diamonds (weight 0.150ct)	10.00	4,930.00	0.00	4,930.00	9,050.0000	4,120.00	0.00	2,746.67	0.00
Gold Coin1 - 1 oz 2021 Super Pit Gold Coin 9999	1.00	2,490.40	0.00	2,490.40	2,641.0000	150.60	0.00	0.00	0.00
GOLD1 - 1oz 2021 Golden Eagle Nugget Gold Coin 99.9%	1.00	2,546.75	0.00	2,546.75	2,641.0000	94.25	0.00	62.83	0.00
GOLDBAR - 1oz Gold Cast Perth Mint Bars 99.99%	4.00	10,505.07	0.00	10,505.07	10,564.0000	58.93	0.00	76.24	0.00
Kangaroo Gold Coin - ½ oz 2022 Kangaroo Gold Coin 9999	1.00	1,435.69	0.00	1,435.69	1,320.5000	(115.19)	0.00	0.00	0.00
SILVERBAR - 10 oz Silver bar	2.00	792.80	0.00	792.80	600.0000	(192.80)	0.00	0.00	0.00
SilverbarPerth Mint - 1 kg Silver Cast Perth Mint bar 99.9%	4.00	4,667.83	0.00	4,667.83	3,858.0000	(809.83)	0.00	0.00	0.00
		46,008.54	0.00	46,008.54	65,074.5000	19,065.96	0.00	13,392.41	0.00

Compass Superfund

Unrealised Capital Gains Report

As at 30 June 2022



Investment	Units	Cost	Tax Deferred /Depreciation	CGT Cost Base	Market Value	Projected Profit /Loss	Taxable Profit Indexation	Taxable Profit Discounted	Taxable Profit Notional
Loans to Associated Entities (In house loans) - Unitised									
In House_Compass SF - In House Loans- Compass SF	1.00	347.00	0.00	347.00	99.0000	(248.00)	0.00	0.00	0.00
		347.00	0.00	347.00	99.0000	(248.00)	0.00	0.00	0.00
Managed Investments (Australian)									
SHARELO - Capital19 Global Stocks (Sharelord Investor)	1.00	68,882.34	0.54	68,881.80	50,965.1600	(17,916.64)	0.00	0.00	0.00
		68,882.34	0.54	68,881.80	50,965.1600	(17,916.64)	0.00	0.00	0.00
		142,877.72	0.54	142,877.18	133,288.1700	(9,589.01)	0.00	14,141.56	0.00

Memorandum of Resolutions of the Director(s) of

Astoday Pty Ltd ATF Compass SuperFund ACN: 615996793

ATF Compass Superfund

FINANCIAL STATEMENTS OF SUPERANNUATION FUND:

It was resolved that the financial statements would be prepared as special purpose financial statements as, in the opinion of the trustee(s), the Superannuation Fund is a non-reporting entity and therefore is not required to comply with all Australian Accounting Standards.

It was further resolved that the financial statements and notes to the financial statements of the Superannuation Fund in respect of the year ended 30 June 2022 thereon be adopted.

TRUSTEE'S DECLARATION:

It was resolved that the trustee's declaration of the Superannuation Fund be signed.

ANNUAL RETURN:

Being satisfied that the Fund had complied with the requirements of the Superannuation Industry (Supervision) Act 1993 (SISA) and Regulations during the year ended 30 June 2022, it was resolved that the annual return be approved, signed and lodged with the Australian Taxation Office.

TRUST DEED:

It was resolved that the advice received from the Fund's legal adviser confirming that the fund's trust deed is consistent with all relevant superannuation and trust law.

INVESTMENT STRATEGY:

The allocation of the Fund's assets and the Fund's investment performance over the financial year were reviewed and found to be within the acceptable ranges outlined in the investment strategy. After considering the risk, rate of return, diversification and liquidity of the investments and the ability of the Fund to discharge its existing liabilities, it was resolved that the investment strategy continues to reflect the purposes and circumstances of the Fund and its members. Accordingly, no changes in the investment strategy were required.

INVESTMENT – PERSONAL USE:

It was confirmed that no investments or assets were used by the member(s) for personal purposes.

INSURANCE COVER:

The trustee(s) reviewed the current life and total and permanent disability insurance coverage on offer to the members and resolved that the current insurance arrangements were appropriate for the Fund.

ALLOCATION OF INCOME:

It was resolved that the income of the Fund would be allocated to the members based on their average daily balance (an alternative allocation basis may be percentage of opening balance).

INVESTMENT ACQUISITIONS:

It was resolved to ratify the investment acquisitions throughout the financial year ended 30 June 2022.

INVESTMENT DISPOSALS:

It was resolved to ratify the investment disposals throughout the financial year ended 30 June 2022.

AUDITORS:

It was resolved that

Anthony Boys

of

PO Box 3376, RUNDLE MALL, South Australia 5000

act as auditors of the Fund for the next financial year.

Memorandum of Resolutions of the Director(s) of

Astoday Pty Ltd ATF Compass SuperFund ACN: 615996793

ATF Compass Superfund

TAX AGENTS:

It was resolved that

Mora Wealth Accountants Pty Ltd

act as tax agents of the Fund for the next financial year.

TRUSTEE STATUS:

Each of the trustee(s) confirmed that they are qualified to act as trustee(s) of the Fund and that they are not disqualified persons as defined by s 120 of the SISA.

CONTRIBUTIONS RECEIVED:

It was resolved that the contributions during the year be allocated to members on the basis of the schedule provided by the principal Fund employer.

ACCEPTANCE OF ROLLOVERS:

The trustee has ensured that any rollover made to the Fund, meets the requirements of the Fund's deed and does not breach the superannuation laws in relation to:

1. making rollover between Funds; and,
2. breaching the Fund or the member investment strategy.

The trustee has reviewed the rollover and received advice that the rollover is in accordance with the Trust Deed and the rules of the Fund and the superannuation laws. As such the trustee has resolved to accept the rollover on behalf of the member.

PAYMENT OF BENEFITS:

The trustee has ensured that any payment of benefits made from the Fund, meets the requirements of the Fund's deed and does not breach the superannuation laws in relation to:

1. making payments to members; and,
2. breaching the Fund or the member investment strategy.

The trustee has reviewed the payment of the benefit and received advice that the transfer is in accordance with the Deed and the superannuation laws. As such the trustee has resolved to allow the payment of the benefits on behalf of the member.

CLOSURE:

Signed as a true record –

.....

Sally Richards

/ /

Compass Superfund
Trial Balance



As at 30 June 2022

Last Year	Code	Account Name	Units	Debits \$	Credits \$
	23900	Dividends Received			
(410.19)	23900/SHARELO	Capital9 Global Stocks (Sharelord Investor)			774.27
	24200	Contributions			
(501.00)	24200/RICSAL00001A	(Contributions) Richards, Sally - Accumulation			477.03
(34,177.83)	24700	Changes in Market Values of Investments		25,119.27	
	25000	Interest Received			
(36.92)	25000/CBA10696889	CBA Direct Investment Account 6889			0.13
935.00	30100	Accountancy Fees			
259.00	30400	ATO Supervisory Levy		259.00	
330.00	30700	Auditor's Remuneration			
55.00	30800	ASIC Fees		56.00	
49.95	31500	Bank Charges		49.95	
	37500	Investment Expenses			
1,847.00	37500/6201454011	Investment Expenses		999.00	
370.00	37500/6201454012	Perth Mint Collectables		943.00	
275.57	37500/SHARELO	Capital9 Global Stocks (Sharelord Investor)		250.28	
82.00	38200	Fines			
(190.94)	48500	Income Tax Expense			343.96
31,113.36	49000	Profit/Loss Allocation Account			26,081.11
	50010	Opening Balance			
(135,395.27)	50010/RICSAL00001A	(Opening Balance) Richards, Sally - Accumulation			166,508.63
	52420	Contributions			
(501.00)	52420/RICSAL00001A	(Contributions) Richards, Sally - Accumulation			477.03
	53100	Share of Profit/(Loss)			
(30,612.36)	53100/RICSAL00001A	(Share of Profit/(Loss)) Richards, Sally - Accumulation		26,558.14	
	60400	Bank Accounts			
1,784.00	60400/CBA10696889	CBA Direct Investment Account 6889		8,998.06	
19,979.78	60400/Indepen	Independent Reserve		1,588.51	
2,150.00	68000	Sundry Debtors		150.00	

Compass Superfund
Trial Balance



As at 30 June 2022

Last Year	Code	Account Name	Units	Debits \$	Credits \$
	70040	Cryptocurrency			
616.61	70040/AAVE	AAVE	2.0000	154.75	
158.64	70040/ADA	Cardano	0.0000		0.00
506.78	70040/BITC	Bitcoin	0.1110	3,031.40	
700.80	70040/COMP	Compound	2.0000	138.06	
204.94	70040/DOT	Polkadot	0.0000		0.00
7,951.02	70040/ETH	Ethereum- ETH	3.2770	4,784.45	
165.61	70040/GRT	The Graph	0.0000		0.00
376.05	70040/LINK	Chainlink	11.0000	94.38	
2,238.47	70040/LTC	LTC	8.0000	582.40	
454.99	70040/MKR	Maker	0.2400	216.00	
11,891.21	70040/PMGT	PERTH MINT GOLD TOKEN	3.0000	7,992.75	
92.30	70040/SNX1	Synthetix Network Token	8.0000	40.79	
	70040/UNI.COIN	Uniswap	17.0000	114.53	
	71000	Collectables (Coins, Stamps, Wine and Other Personal Use Assets)			
32,600.00	71000/DIAMONDS	Argyle Pink Diamonds (weight 0.100ct)	2.0000	34,400.00	
8,600.00	71000/DIAMONDS2	Argyle Pink Diamonds (weight 0.150ct)	10.0000	9,050.00	
2,380.00	71000/GOLD1	1oz 2021 Golden Eagle Nugget Gold Coin 99.9%	1.0000	2,641.00	
7,140.00	71000/GOLDBAR	1oz Gold Cast Perth Mint Bars 99.99%	4.0000	10,564.00	
	71000/Gold Coin1	1 oz 2021 Super Pit Gold Coin 9999	1.0000	2,641.00	
	71000/Kangaroo Gold Coin	½ oz 2022 Kangaroo Gold Coin 9999	1.0000	1,320.50	
705.80	71000/SILVERBAR	10 oz Silver bar	2.0000	600.00	
	71000/SilverbarPerth Mint	1 kg Silver Cast Perth Mint bar 99.9%	4.0000	3,858.00	
	74250	Loans to Associated Entities (In house loans) - Unitised			
173.03	74250/In House_Compass SF	In House Loans- Compass SF	1.0000	99.00	
	74700	Managed Investments (Australian)			
65,369.56	74700/SHARELO	Capitall9 Global Stocks (Sharelord Investor)	1.0000	50,965.16	
269.04	85000	Income Tax Payable/Refundable		534.90	

Trial Balance

As at 30 June 2022



Last Year	Code	Account Name	Units	Debits \$	Credits \$
	88000	Sundry Creditors			4,132.12
				198,794.28	198,794.28

Current Year Profit/(Loss): (26,425.07)

T - TAX RETURN

SMSF Tax Return

2022

1 Jul 2021—30 Jun 2022

TFN Recorded

PART A ELECTRONIC LODGMENT DECLARATION (FORM P, T, F, SMSF OR EX)

This declaration is to be completed where the tax return is to be lodged via the Tax Office's electronic lodgment service (ELS). It is the responsibility of the taxpayer to retain this declaration for a period of five years after the declaration is made, penalties may apply for failure to do so.

Privacy

The ATO is authorised by the *Taxation Administration Act 1953* to request the provision of tax file numbers (TFNs). The ATO will use the TFNs to identify each partner or beneficiary or entity in our records. It is not an offence not to provide the TFNs. However, you cannot lodge your tax return electronically if you do not quote your TFN.

Taxation law authorises the ATO to collect information and to disclose it to other government agencies. For information about your privacy go to ato.gov.au/privacy

The Australian Business Register

The Commissioner of Taxation, as Registrar of the Australian Business Register, may use the ABN and business details which you provide on this tax return to maintain the integrity of the register.

Please refer to the privacy statement on the Australian Business Register (ABR) website (www.abr.gov.au) for further information – it outlines our commitment to safeguarding your details.

Electronic Funds Transfer – Direct Debit

Where you have requested an EFT direct debit some of your details will be provided to your financial institution and the Tax Office's sponsor bank to facilitate the payment of your taxation liability from your nominated account.

<u>Tax File Number</u>	<u>Name of partnership, trust, fund or entity</u>	<u>Year</u>
TFN Recorded	Compass Superfund	2022

I authorise my tax agent to electronically transmit this tax return via the electronic lodgment service.

Important

Before making this declaration please check to ensure that all income has been disclosed and the tax return is true and correct in every detail. If you are in doubt about any aspect of the tax return, place all the facts before the Tax Office. The tax law provides heavy penalties for false or misleading statements on tax returns.

Declaration - I declare that:

- the information provided to my registered tax agent for the preparation of this tax return, including any applicable schedules is true and correct, and
- the agent is authorised to lodge this tax return.

Signature of partner, trustee or director	Date
---	------

PART B ELECTRONIC FUNDS TRANSFER CONSENT

This declaration is to be completed when an electronic funds transfer EFT of a refund is requested and the tax return is being lodged through the electronic lodgment service ELS.

This declaration must be signed by the taxpayer prior to the EFT details being transmitted to the Tax Office. If you elect for an EFT, all details below must be completed.

Important

Care should be taken when completing EFT details as the payment of any refund, including any family tax benefit, will be made to the account specified.

<u>Agent Ref No.</u>	<u>BSB Number</u>	<u>Account Number</u>	<u>Account Name</u>
24742602	066163	10696889	Compass Superfund

I authorise the refund to be deposited directly to the account specified.

Signature	Date

PART D TAX AGENTS CERTIFICATE (SHARED FACILITIES USERS ONLY)

<u>Client Ref</u>	<u>Agent Ref No.</u>	<u>Contact Name</u>	<u>Contact No.</u>
RICHS040	24742602	Mora Wealth Accountants Pty Ltd	0893091233

Declaration - I declare that:

- I have prepared this tax return and/or family tax benefit tax claim in accordance with the information supplied by the taxpayer
- I have received a declaration made by the taxpayer that the information provided to me for the preparation of this document is true and correct, and
- I am authorised by the taxpayer to lodge this tax return and any applicable schedules that are attached.

Agent's Signature	Date

Section A: Fund information

Period start 01/07/2021

Period end 30/06/2022

1 TAX FILE NUMBER TFN Recorded

2 NAME OF SELF-MANAGED SUPERANNUATION FUND (SMSF) Compass Superfund

3 AUSTRALIAN BUSINESS NUMBER 82 807 949 829

4 CURRENT POSTAL ADDRESS

Address	Town/City	State	Postcode
PO Box 1792	Malaga	WA	6944

5 ANNUAL RETURN STATUS

Is this the first required return for a newly registered SMSF? No

6 SMSF AUDITOR

Title Mr

First name Anthony

Other name William

Family name Boys

Suffix

SMSF auditor number 100014140

Contact number 61-410712708

Auditor Address	Town/City	State	Postcode
PO Box 3376	RUNDLE MALL	SA	5000

Date audit was completed **A**

Was part A of the audit report qualified? **B** No

Was part B of the audit report qualified? **C** No

If Part B of the audit report was qualified, have the reported issues been rectified? **D**

7 ELECTRONIC FUNDS TRANSFER (EFT)

A. Fund's financial institution account details

BSB number 066163

Account number 10696889

Account name Compass Superfund

I would like my tax refunds made to this account Yes

C. Electronic service address alias

8 STATUS OF SMSF

Australian superannuation fund? **A** Yes

Fund benefit structure **B** A

Does the fund trust deed allow acceptance of the Government's Super Co-contribution and Low Income Super Contribution? **C** Yes

9 WAS THE FUND WOUND UP DURING THE YEAR?

Date fund was wound up

Have all tax lodgment and payment obligations been met?

10 EXEMPT CURRENT PENSION INCOME

Did the fund pay retirement phase superannuation income stream benefits to one or more members in the income year? No

Exempt current pension income amount **A**Which method did you use to calculate your exempt current pension income? **B**Was an actuarial certificate obtained? **D**Did the fund have any other income that was assessable? **E**

Choosing 'No' means that you do not have any assessable income, including no-TFN quoted contributions. Go to Section C: Deductions and non-deductible expenses. **(Do not complete Section B: Income.)** If you are entitled to claim any tax offsets, you can list these at Section D: Income tax calculation statement.

Section B: Income**11 INCOME****Prior year losses brought forward**

Net Capital Losses from Collectables

Other Net Capital Losses \$69,508.00

Did you have a CGT event during the year? **G** YesHave you applied an exemption or rollover? **M** NoNet capital gain **A** \$0.00**Losses carried forward**

Net Capital Losses from Collectables

Other Net Capital Losses \$70,553.00

Gross rent and other leasing and hiring **B**Gross interest income **C**

Tax file number amounts withheld from gross interest

Forestry managed investment scheme income **X**Gross foreign income **D1**Net foreign income **D**Australian franking credits from a New Zealand company income **E**Transfers from foreign funds income **F** Number 0Gross payments where ABN not quoted **H**Gross distribution from partnerships income **I**Unfranked dividends **J**

Franked dividend income amount	K	\$782.00
Franking credit	L	\$335.00
Tax file number amounts withheld from dividends		
Gross distribution from trusts income	M	
Assessable contributions	(R1 + R2 + R3 less R6) R	\$0.00
Assessable employer contributions	R1	
Assessable personal contributions	R2	
No-TFN-quoted contributions	R3	\$0.00
The transfer of liability to a Life Insurance Company or Pooled Superannuation Trust	R6	
Gross payments foreign resident income		
Other income		
Total other income	S	
Assessable income due to a changed tax status of the fund	T	
Net non-arm's length income	(Subject to 47% tax rate U1 + U2 + U3) U	
Net non-arm's length private company dividends	U1	
Net non-arm's length trust distributions	U2	
Net other non-arm's length income	U3	
Gross income	W	\$1,117.00
Exempt current pension income	Y	
Total assessable income	V	\$1,117.00

Section C: Deductions and non-deductible expenses

12 DEDUCTIONS

		Deductions		Non-Deductible Expenses
Interest expenses within Australia	A1		A2	
Interest expenses overseas	B1		B2	
Capital works expenditure	D1		D2	
Low value pool				
Capital allowance				
Other depreciation				
Decline in value of depreciating assets	E1		E2	
Insurance premiums – members	F1		F2	
SMSF auditor fee	H1		H2	
Investment expenses	I1	\$2,192.00	I2	\$0.00
Management and administration expenses	J1	\$364.00	J2	\$0.00
Forestry managed investment scheme expense	U1		U2	
Other amounts	L1		L2	
Tax losses deducted	M1			
Totals	N	\$2,556.00	Y	\$0.00
Total SMSF expenses		(N + Y)	Z	\$2,556.00
Taxable income or loss		(TOTAL ASSESSABLE INCOME less TOTAL DEDUCTIONS)	O	\$1,439.00

Section D: Income tax calculation statement

13 CALCULATION STATEMENT

Taxable income			A	
Tax on taxable income			T1	\$0.00
Tax on no-TFN-quoted contributions			J	\$0.00
Gross tax			B	\$0.00
Non-refundable non-carry forward tax offsets		(C1 + C2)	C	
Foreign income tax offset			C1	
Rebates and tax offsets			C2	
Subtotal		(B less C – cannot be less than zero)	T2	\$0.00

Non-refundable carry forward tax offsets	(D1 + D2 + D3 + D4)	D	\$0.00
Early stage venture capital limited partnership tax offset		D1	\$0.00
Early stage venture capital limited partnership tax offset carried forward from previous year		D2	\$0.00
Early stage investor tax offset		D3	\$0.00
Early stage investor tax offset carried forward from previous year		D4	\$0.00
Subtotal	(T2 less D – cannot be less than zero)	T3	\$0.00
REFUNDABLE TAX OFFSETS	(E1 + E2 + E3 + E4)	E	\$335.47
Complying fund's franking credits tax offset		E1	\$335.47
No-TFN tax offset		E2	
National rental affordability scheme tax offset		E3	
Exploration credit tax offset		E4	\$0.00
Tax Payable		T5	\$0.00
Section 102AAM interest charge		G	
Eligible credits	(H1 + H2 + H3 + H5 + H6 + H8)	H	\$8.49
Credit for interest on early payments – amount of interest		H1	
Credit for tax withheld – foreign resident withholding (excluding capital gains)		H2	
Credit for tax withheld – where ABN or TFN not quoted (non-individual)		H3	\$8.49
Credit for TFN amounts withheld from payments from closely held trusts	\$343.96	H5	\$0.00
Credit for interest on no-TFN tax offset		H6	
Credit for amounts withheld from foreign resident capital gains withholding		H8	\$0.00
Tax offset refunds (Remainder of refundable tax offsets)		I	\$335.47
PAYG instalments raised		K	
Supervisory levy		L	\$259.00
Supervisory levy adjustment for wound up funds		M	\$0.00
Supervisory levy adjustment for new funds		N	\$0.00
Amount refundable		S	\$84.96

Section E: Losses

14 LOSSES			
Tax losses carried forward to later income years		U	\$8,517.00
Net capital losses carried forward to later income years		V	\$70,553.00

Section H: Assets and liabilities

15	ASSETS		
15a	Australian managed investments		
	Listed trusts		A
	Unlisted trusts		B
	Insurance policy		C
	Other managed investments		D \$50,965.00
15b	Australian direct investments		
	Cash and term deposits	\$8,998.06 + \$1,588.51	E \$10,587.00
	Debt securities		F
	Loans		G \$99.00
	Listed shares		H
	Unlisted shares		I
	Limited recourse borrowing arrangements		J
	Australian residential real property		J1
	Australian non-residential real property		J2
	Overseas real property		J3
	Australian shares		J4
	Overseas shares		J5
	Other		J6
	Property Count		J7
	Non-residential real property		K
	Residential real property		L
	Collectables and personal use assets		M \$65,074.00
	Other assets	\$150 + \$535	O \$685.00
15c	Other investments		
	Crypto-Currency		N \$17,150.00
15d	Overseas direct investments		
	Overseas shares		P
	Overseas non-residential real property		Q
	Overseas residential real property		R
	Overseas managed investments		S
	Other overseas assets		T
	Total Australian and overseas assets		U \$144,560.00
15e	In-house assets		
	Did the fund have a loan to, lease to or investment in, related parties (known as in-house assets) at the end of the income year?		A

15f Limited recourse borrowing arrangements

If the fund had an LRBA were the LRBA borrowings from a licensed financial institution?	A
Did the members or related parties of the fund use personal guarantees or other security for the LRBA?	B

16 LIABILITIES

Borrowings	V	
Borrowings for limited recourse borrowing arrangements	V1	
Permissible temporary borrowings	V2	
Other borrowings	V3	
Total member closing account balances	W	\$140,428.00
Reserve accounts	X	
Other liabilities	Y	\$4,132.00
Total liabilities	Z	\$144,560.00

17 TAXATION OF FINANCIAL ARRANGEMENTS (TOFA)

Total TOFA gains	H
Total TOFA losses	I

Section J: Other information**FAMILY TRUST ELECTION STATUS**

Select the income year of the election	A
Family trust election revocation/variation code	B

INTERPOSED ENTITY ELECTION STATUS

Select the earliest income year elected	C
Interposed entity election revocation code	D

Section K : Declarations**PREFERRED TRUSTEE OR DIRECTOR CONTACT DETAILS**

Title	Ms
First name	Sally
Other name	
Family name	Richards
Suffix	
Non-individual trustee name	Astoday Pty Ltd ATF Compass SuperFund
ABN of non-individual trustee	
Contact number	04 34934060
Email address	nrg8@iinet.net.au

TAX AGENT'S CONTACT DETAILS

Practice name	Mora Wealth Accountants Pty Ltd
Title	Mr
First name	Alex
Other name	
Family name	Mora
Suffix	
Contact number	08 93091233

HOURS TAKEN TO PREPARE AND COMPLETE THIS RETURN

Member 1 — Richards, Sally (TFN Recorded)

Account status	Open
Tax File Number	TFN Recorded
INDIVIDUAL NAME	
Title	Ms
Given name	Sally
Other given names	
Family name	Richards
Suffix	
Date of birth	19 Feb 1956
Date of death	
CONTRIBUTIONS	
Opening account balance	\$166,508.63
Employer contributions	A
Principal Employer ABN	A1
Personal contributions	B \$477.03
CGT small business retirement exemption	C
CGT small business 15 year exemption	D
Personal injury election	E
Spouse and child contributions	F
Other third party contributions	G
Proceeds from primary residence disposal	H
Receipt date	H1
Assessable foreign superannuation fund amount	I
Non-assessable foreign superannuation fund amount	J
Transfer from reserve: assessable amount	K
Transfer from reserve: non-assessable amount	L
Contributions from non-complying funds and previously non-complying funds	T
Any other contributions (including Super Co-contributions and Low Income Super Contributions)	M
Total Contributions	N \$477.03

OTHER TRANSACTIONS

Allocated earnings or losses	O	(\$26,557.14)
Inward rollovers and transfers	P	
Outward rollovers and transfers	Q	
TRIS Count		
Accumulation phase account balance	S1	\$140,428.52
Retirement phase account balance - Non CDBIS	S2	
Retirement phase account balance - CDBIS	S3	
Accumulation phase value	X1	
Retirement phase value	X2	
Outstanding Limited recourse borrowing arrangement	Y	
Lump Sum payment	R1	
Income stream payment	R2	
Closing account balance	S	\$140,428.52

Capital Gains Tax Schedule

1 CURRENT YEAR CAPITAL GAINS AND CAPITAL LOSSES	Capital gains	Capital losses
Shares in companies listed on an Australian securities exchange	A	K
Other shares	B	L
Units in unit trusts listed on an Australian securities exchange	C	M \$3,132.00
Other units	D	N
Real estate situated in Australia	E	O
Other real estate	F	P
Amount of capital gains from a trust (including a managed fund)	G	
Collectables	H	Q
Other CGT assets and any other CGT events	I \$6,380.00	R \$4,292.00
Amount of capital gain previously deferred under transitional CGT relief for superannuation funds	S \$0.00	
Total current year	J \$6,380.00	A \$7,424.00
2 CAPITAL LOSSES		
Total current year capital losses applied		B \$6,380.00
Total prior year net capital losses applied		C
Total capital losses transferred in applied (only for transfers involving a foreign bank branch or permanent establishment of a foreign financial entity)		D
Total capital losses applied		E \$6,380.00
3 UNAPPLIED NET CAPITAL LOSSES CARRIED FORWARD		
Net capital losses from collectables carried forward to later income years		A
Other net capital losses carried forward to later income years		B \$70,553.00
4 CGT DISCOUNT		
Total CGT discount applied		A
5 CGT CONCESSIONS FOR SMALL BUSINESS		
Small business active asset reduction		A
Small business retirement exemption		B
Small business rollover		C
Total small business concessions applied		D \$0.00
6 NET CAPITAL GAIN		
		A \$0.00
1J less 2E less 4A less 5D (cannot be less than zero). Amount will appear at label A, Net capital gain on your tax return		
7 EARNOUT ARRANGEMENTS		
Income year earnout right created		F
Amended net capital gain or capital losses carried forward		G

8 OTHER CGT INFORMATION REQUIRED (IF APPLICABLE)

Small business 15 year exemption – exempt capital gains	A
Capital gains disregarded by a foreign resident	B
Capital gains disregarded as a result of a scrip for scrip rollover	C
Capital gains disregarded as a result of an inter-company asset rollover	D
Capital gains disregarded by a demerging entity	E

Worksheets

12 DEDUCTIONS

I Investment Expenses

Description	Deductible	Non deductible
Imported from SF360	\$2,192.00	\$0.00
Total	\$2,192.00	\$0.00

J Management and administration expenses

Description	Deductible	Non deductible
Imported from SF360	\$364.00	\$0.00
Total	\$364.00	\$0.00

13 CALCULATION STATEMENT

D1 Early stage venture capital limited partnership tax offset

Description	Amount
Imported from SF360	\$0.00
Total	\$0.00

D2 Early stage venture capital limited partnership tax offset carried forward from previous year

Description	Amount
Imported from SF360	\$0.00
Total	\$0.00

D3 Early stage investor tax offset

Description	Amount
Imported from SF360	\$0.00
Total	\$0.00

D4 Early stage investor tax offset carried forward from previous year

Description	Amount
Imported from SF360	\$0.00
Total	\$0.00

H5 Credit for TFN amounts withheld from payments from closely held trusts

Description	Amount
Imported from SF360	\$0.00
Total	\$0.00

H8 Credit for amounts withheld from foreign resident capital gains withholding

Description	Amount
Imported from SF360	\$0.00
Total	\$0.00

15 ASSETS

15a AUSTRALIAN MANAGED INVESTMENTS

D Other managed investments

Description	Amount
Imported from SF360	\$50,965.00
Total	\$50,965.00

15b AUSTRALIAN DIRECT INVESTMENTS**E** Cash and term deposits

Description	Amount
Imported from SF360	\$10,587.00
Total	\$10,587.00

G Loans

Description	Amount
Imported from SF360	\$99.00
Total	\$99.00

M Collectables and personal use assets

Description	Amount
Imported from SF360	\$65,074.00
Total	\$65,074.00

O Other assets

Description	Amount
Imported from SF360	\$685.00
Total	\$685.00

15c OTHER INVESTMENTS**N** Crypto-currency

Description	Amount
Imported from SF360	\$17,150.00
Total	\$17,150.00

16 LIABILITIES**Y** Other liabilities

Description	Amount
Imported from SF360	\$4,132.00
Total	\$4,132.00

W - WORKING PAPER

Compass Superfund
Investment Income Comparison Report



As at 30 June 2022

Investment	Ledger Data			ASX & UUT Data						
	Transaction Date	Income Amount	Franking Credit	Date Payable	Ex Div/Dist Date	Units On Hand	45 Day Qualified	Amount per share/unit	Estimated Income	Estimated Franking*
Unreconciled										
Managed Investments (Australian)										
SHARELO	CapitalIQ Global Stocks (Sharelord Investor)	30/06/2022	782.76	335.47						
			782.76	335.47						
			782.76	335.47						

*Franking credit is estimated using 45 day qualified units. The estimation might not be accurate for preference shares and hedging arrangements.

Compass Superfund Contributions Breakdown Report



For The Period 01 July 2021 - 30 June 2022

Summary

Member	D.O.B	Age (at 30/06/2021)	Total Super Balance (at 30/06/2021) *1	Concessional	Non-Concessional	Other	Reserves	Total
Richards, Sally	Provided	65	166,508.63	0.00	477.03	0.00	0.00	477.03
All Members				0.00	477.03	0.00	0.00	477.03

*1 TSB can include information external to current fund's transaction records. The amount is per individual across all funds.

Contribution Caps

Member	Contribution Type	Contributions	Cap	Current Position
Richards, Sally	Concessional	0.00	99,192.20	99,192.20 Below Cap
	(5 year carry forward cap available)			
	Non-Concessional	477.03	110,000.00	109,522.97 Below Cap

Carry Forward Unused Concessional Contribution Cap

Member	2017	2018	2019	2020	2021	2022	Current Position
Richards, Sally							
Concessional Contribution Cap	35,000.00	25,000.00	25,000.00	25,000.00	25,000.00	27,500.00	
Concessional Contribution	2,373.93	13,087.71	3,307.80	0.00	0.00	0.00	
Unused Concessional Contribution	0.00	0.00	21,692.20	25,000.00	25,000.00	27,500.00	
Cumulative Carry Forward Unused	N/A	N/A	0.00	21,692.20	46,692.20	71,692.20	
Maximum Cap Available	35,000.00	25,000.00	25,000.00	46,692.20	71,692.20	99,192.20	99,192.20 Below Cap
Total Super Balance	0.00	116,366.82	77,299.34	83,159.83	135,395.27	166,508.63	

NCC Bring Forward Caps

Member	Bring Forward Cap	2019	2020	2021	2022	Total	Current Position
Richards, Sally	N/A	0.00	0.00	501.00	477.03	N/A	Bring Forward Not Triggered

Compass Superfund General Ledger



As at 30 June 2022

Transaction Date	Description	Units	Debit	Credit	Balance \$
Interest Received (25000)					
<u>CBA Direct Investment Account 6889 (CBA10696889)</u>					
01/08/2021	Credit Interest			0.13	0.13 CR
				0.13	0.13 CR
Total Debits:	0.00				
Total Credits:	0.13				

Compass Superfund General Ledger



As at 30 June 2022

Transaction Date	Description	Units	Debit	Credit	Balance \$
ATO Supervisory Levy (30400)					
<u>ATO Supervisory Levy (30400)</u>					
09/12/2021	TAX OFFICE PAYMENTS NetBank BPAY 75556 002009936389255121 Tax Compass SMSF		259.00		259.00 DR
			259.00		259.00 DR
ASIC Fees (30800)					
<u>ASIC Fees (30800)</u>					
07/12/2021	Asic Fees recorded through Personal Non- Concessional Contributions		56.00		56.00 DR
			56.00		56.00 DR
Bank Charges (31500)					
<u>Bank Charges (31500)</u>					
27/11/2021	Statement Fee		49.95		49.95 DR
			49.95		49.95 DR
Investment Expenses (37500)					
<u>Investment Expenses (6201454011)</u>					
16/11/2021	Transfer to xx8458 CommBank app Mover Algo Alert		499.00		499.00 DR
01/12/2021	Transfer to xx8458 CommBank app Portfolio		500.00		999.00 DR
			999.00		999.00 DR
<u>Perth Mint Collectables (6201454012)</u>					
19/07/2021	Transfer To PerthSafetyDepositBx CommBank App Inv 0692. Compass SMSF		253.00		253.00 DR
11/08/2021	Transfer To PerthSafetyDepositBx NetBank INV 0761 Compass Insurance i...		90.00		343.00 DR
29/06/2022	Transfer To PerthSafetyDepositBx CommBank App Inv 1228 Box 6J		600.00		943.00 DR
			943.00		943.00 DR
<u>Capitall9 Global Stocks (Sharelord Investor) (SHARELO)</u>					
30/06/2022	Portfolio Income and Expense		250.28		250.28 DR
			250.28		250.28 DR
Total Debits:	2,557.23				
Total Credits:	0.00				

Compass Superfund General Ledger



As at 30 June 2022

Transaction Date	Description	Units	Debit	Credit	Balance \$
Loans to Associated Entities (In house loans) - Unitised (74250)					
In House Loans- Compass SF (In House Compass SF)					
01/07/2021	Opening Balance	1.00			173.03 DR
15/03/2022	Transfer from NetBank refund canon ink	0.00		74.03	99.00 DR
		1.00		74.03	99.00 DR
Total Debits:	0.00				
Total Credits:	74.03				

Compass Superfund General Ledger



As at 30 June 2022

Transaction Date	Description	Units	Debit	Credit	Balance \$
Sundry Debtors (68000)					
<u>Sundry Debtors (68000)</u>					
01/07/2021	Opening Balance				2,150.00 DR
17/03/2022	Transfer from NetBank 26 Aug 2020 return			2,000.00	150.00 DR
				2,000.00	150.00 DR

Total Debits: 0.00

Total Credits: 2,000.00

Compass Superfund General Ledger



As at 30 June 2022

Transaction Date	Description	Units	Debit	Credit	Balance \$
Sundry Creditors (88000)					
Sundry Creditors (88000)					
30/06/2022	Gold cast bar & Gold Coin through creditors(Invoice1,010,246)			4,132.12	4,132.12 CR
				4,132.12	4,132.12 CR
Total Debits:	0.00				
Total Credits:	4,132.12				

Independent Reserve - Statement of Transactions

Date	Narration	Consideration	Brokerage & GST	Amount Incl Brokerage & GST
30Jun2022	Buy ETH 0.25	\$ 381.00	\$ 1.91	\$ 382.91
29Jun2022	Buy BTC 0.005	\$ 145.15	\$ 0.73	\$ 145.87
27Jun2022	Buy BTC 0.003	\$ 90.45	\$ 0.45	\$ 90.90
26Jun2022	Buy LINK 3	\$ 28.50	\$ 0.14	\$ 28.64
24Jun2022	Buy LINK 2	\$ 20.60	\$ 0.10	\$ 20.70
4Jun2022	Sell BTC 0.0152	\$ 624.72	\$ 3.12	\$ 621.60
17May2022	Sell BTC 0.01335981	\$ 575.81	\$ 2.88	\$ 572.93
9May2022	Buy AAVE 1	\$ 165.00	\$ 0.83	\$ 165.83
5May2022	Buy BTC 0.002	\$ 103.20	\$ 0.52	\$ 103.72
26Apr2022	Buy LTC 0.07192282	\$ 9.85	\$ 0.05	\$ 9.90
26Apr2022	Buy LTC 0.92807718	\$ 127.15	\$ 0.64	\$ 127.78
26Apr2022	Buy LTC 0.23204711	\$ 32.02	\$ 0.16	\$ 32.18
26Apr2022	Buy LTC 0.76795289	\$ 105.98	\$ 0.53	\$ 106.51
26Apr2022	Buy LTC 0.41611195	\$ 57.84	\$ 0.29	\$ 58.13
26Apr2022	Buy LTC 0.58388805	\$ 81.16	\$ 0.41	\$ 81.57
26Apr2022	Buy MKR 0.24	\$ 568.03	\$ 0.57	\$ 568.60
26Apr2022	Buy SNX 8	\$ 66.34	\$ 0.07	\$ 66.41
26Apr2022	Buy LTC 0.17055327	\$ 23.88	\$ 0.12	\$ 24.00
26Apr2022	Buy COMP 2	\$ 351.00	\$ 0.35	\$ 351.35
26Apr2022	Buy LTC 0.90532659	\$ 126.75	\$ 0.63	\$ 127.38
26Apr2022	Buy LTC 0.79355223	\$ 111.10	\$ 0.56	\$ 111.65
26Apr2022	Buy LTC 0.67658883	\$ 94.72	\$ 0.47	\$ 95.20
26Apr2022	Buy LTC 0.89148751	\$ 124.81	\$ 0.62	\$ 125.43
26Apr2022	Buy LTC 0.76871047	\$ 107.62	\$ 0.54	\$ 108.16
26Apr2022	Buy LTC 0.7937811	\$ 111.13	\$ 0.56	\$ 111.69
26Apr2022	Buy UNI 17	\$ 201.96	\$ 1.01	\$ 202.97
26Apr2022	Buy LINK 6	\$ 108.12	\$ 0.54	\$ 108.66
26Apr2022	Buy BTC 0.008	\$ 449.50	\$ 2.25	\$ 451.75
26Apr2022	Buy ETH 0.32	\$ 1,330.56	\$ 6.65	\$ 1,337.21
26Apr2022	Buy ETH 0.83	\$ 3,450.61	\$ 17.25	\$ 3,467.86
26Apr2022	Buy AAVE 1	\$ 251.00	\$ 1.26	\$ 252.26
13Apr2022	Sell PMGT 0.90486	\$ 2,393.35	\$ 11.97	\$ 2,381.39
13Apr2022	Sell PMGT 0.99886	\$ 2,641.98	\$ 13.21	\$ 2,628.77
13Apr2022	Sell PMGT 0.00037	\$ 0.98	\$ 0.00	\$ 0.97
13Apr2022	Sell PMGT 0.07523	\$ 198.98	\$ 0.99	\$ 197.99
12Apr2022	Sell PMGT 0.01692	\$ 44.75	\$ 0.22	\$ 44.53
12Apr2022	Sell PMGT 0.00376	\$ 9.95	\$ 0.05	\$ 9.90
31Mar2022	Buy BTC 0.01	\$ 620.00	\$ 3.10	\$ 623.10
28Mar2022	Buy BTC 0.005	\$ 312.03	\$ 1.56	\$ 313.59
19Mar2022	Sell UNI 14.2346	\$ 185.05	\$ 0.93	\$ 184.12
18Mar2022	Buy PMGT 0.099	\$ 261.46	\$ 1.31	\$ 262.77
17Mar2022	Buy PMGT 0.001	\$ 2.64	\$ 0.01	\$ 2.65
17Mar2022	Sell UNI 0.7654	\$ 9.95	\$ 0.05	\$ 9.90
12Mar2022	Sell AAVE 6	\$ 990.00	\$ 4.95	\$ 985.05
11Mar2022	Sell DAI 10	\$ 13.70	\$ 0.07	\$ 13.63
11Mar2022	Sell ZRX 0.00006	\$ 0.00	\$ 0.00	\$ 0.00
10Mar2022	Sell MKR 0.23	\$ 535.73	\$ 2.68	\$ 533.05
10Mar2022	Sell GRT 88	\$ 38.28	\$ 0.19	\$ 38.09
10Mar2022	Buy BTC 0.01	\$ 536.00	\$ 2.68	\$ 538.68
10Mar2022	Sell ZRX 375.1635	\$ 255.11	\$ 1.28	\$ 253.84

10Mar2022	Sell ZRX 124.83644	\$ 84.89	\$ 0.42	\$ 84.46
10Mar2022	Sell SNX 8	\$ 48.80	\$ 0.24	\$ 48.56
10Mar2022	Buy BTC 0.005	\$ 268.05	\$ 1.34	\$ 269.39
10Mar2022	Sell LTC 0.2	\$ 28.02	\$ 0.14	\$ 27.88
10Mar2022	Sell LTC 0.8	\$ 112.15	\$ 0.56	\$ 111.59
10Mar2022	Sell LTC 0.26640001	\$ 37.19	\$ 0.19	\$ 37.00
10Mar2022	Sell LTC 8.73359999	\$ 1,219.21	\$ 6.10	\$ 1,213.11
10Mar2022	Sell ADA 10	\$ 10.93	\$ 0.05	\$ 10.87
10Mar2022	Sell LINK 4	\$ 72.00	\$ 0.36	\$ 71.64
10Mar2022	Sell GRT 120	\$ 52.20	\$ 0.26	\$ 51.94
10Mar2022	Sell COMP 0.00010006	\$ 0.01	\$ 0.00	\$ 0.01
10Mar2022	Sell COMP 1.9826829	\$ 262.80	\$ 1.31	\$ 261.49
10Mar2022	Sell COMP 0.0072544	\$ 0.96	\$ 0.00	\$ 0.96
21Feb2022	Buy BTC 0.0026109	\$ 135.77	\$ 0.68	\$ 136.45
1Feb2022	Buy UNI 5	\$ 79.50	\$ 0.40	\$ 79.90
1Feb2022	Buy LINK 1	\$ 25.00	\$ 0.13	\$ 25.13
27Jan2022	Buy ETH 0.02	\$ 70.00	\$ 0.35	\$ 70.35
26Jan2022	Buy LINK 1	\$ 21.00	\$ 0.11	\$ 21.11
25Jan2022	Buy BTC 0.01	\$ 510.08	\$ 2.55	\$ 512.63
18Jan2022	Buy BTC 0.008	\$ 464.00	\$ 2.32	\$ 466.32
7Jan2022	Buy BTC 0.008	\$ 464.00	\$ 2.32	\$ 466.32
6Jan2022	Buy MKR 0.03	\$ 91.80	\$ 0.46	\$ 92.26
5Jan2022	Buy AAVE 1	\$ 308.00	\$ 1.54	\$ 309.54
5Jan2022	Buy ETH 0.2	\$ 968.40	\$ 4.84	\$ 973.24
30Dec2021	Buy BTC 0.005	\$ 318.50	\$ 1.59	\$ 320.09
29Dec2021	Buy MKR 0.1	\$ 350.00	\$ 1.75	\$ 351.75
28Dec2021	Buy ZRX 500	\$ 575.00	\$ 2.88	\$ 577.88
25Dec2021	Buy BTC 0.005	\$ 351.06	\$ 1.76	\$ 352.81
25Dec2021	Sell PMGT 0.1	\$ 249.30	\$ 1.25	\$ 248.05
21Dec2021	Buy BTC 0.005	\$ 328.34	\$ 1.64	\$ 329.98
15Dec2021	Buy BTC 0.0008	\$ 54.01	\$ 0.27	\$ 54.28
13Dec2021	Buy BTC 0.0075	\$ 487.50	\$ 2.44	\$ 489.94
13Dec2021	Buy GRT 100	\$ 91.50	\$ 0.46	\$ 91.96
9Dec2021	Buy ETH 0.2	\$ 1,184.00	\$ 5.92	\$ 1,189.92
5Dec2021	Buy BTC 0.01	\$ 714.80	\$ 3.57	\$ 718.37
4Dec2021	Buy AAVE 1.25062	\$ 419.08	\$ 2.10	\$ 421.18
3Dec2021	Buy ETH 0.2	\$ 1,209.00	\$ 6.05	\$ 1,215.05
3Dec2021	Buy AAVE 0.74938	\$ 251.12	\$ 1.26	\$ 252.37
2Dec2021	Buy BTC 0.01082183	\$ 866.70	\$ 4.33	\$ 871.03
2Dec2021	Buy BTC 0.00117817	\$ 94.36	\$ 0.47	\$ 94.83
18Nov2021	Buy BTC 0.01	\$ 785.80	\$ 3.93	\$ 789.73
16Nov2021	Buy BTC 0.0038	\$ 308.94	\$ 1.54	\$ 310.48
16Nov2021	Buy MKR 0.1	\$ 400.70	\$ 2.00	\$ 402.70
16Nov2021	Buy AAVE 1	\$ 406.00	\$ 2.03	\$ 408.03
16Nov2021	Buy AAVE 1	\$ 408.50	\$ 2.04	\$ 410.54
16Nov2021	Buy ETH 0.2	\$ 1,227.60	\$ 6.14	\$ 1,233.74
15Nov2021	Buy LINK 2	\$ 88.00	\$ 0.44	\$ 88.44
15Nov2021	Buy UNI 10	\$ 335.80	\$ 1.68	\$ 337.48
14Nov2021	Buy ETH 0.157	\$ 997.11	\$ 4.99	\$ 1,002.09
6Nov2021	Buy COMP 1	\$ 470.00	\$ 2.35	\$ 472.35
3Nov2021	Buy BTC 0.00008456	\$ 7.18	\$ 0.04	\$ 7.21
3Nov2021	Buy BTC 0.00371544	\$ 315.40	\$ 1.58	\$ 316.97
26Oct2021	Sell COMP 0.20996264	\$ 99.52	\$ 0.50	\$ 99.02
7Oct2021	Sell MKR 0.071	\$ 276.69	\$ 1.38	\$ 275.30
6Oct2021	Sell DOT 0.374	\$ 16.49	\$ 0.08	\$ 16.40
6Oct2021	Sell AAVE 0.1	\$ 43.40	\$ 0.22	\$ 43.18

6Oct2021	Sell AAVE 0.3	\$ 130.20	\$ 0.65	\$ 129.55
6Oct2021	Sell DOT 9.626	\$ 424.31	\$ 2.12	\$ 422.19
6Oct2021	Sell AAVE 0.3	\$ 130.20	\$ 0.65	\$ 129.55
6Oct2021	Sell AAVE 0.3	\$ 130.20	\$ 0.65	\$ 129.55
6Oct2021	Sell ADA 80	\$ 256.00	\$ 1.28	\$ 254.72
6Oct2021	Sell DAI 90	\$ 124.20	\$ 0.62	\$ 123.58
6Oct2021	Sell ETH 0.9960136	\$ 4,750.98	\$ 23.75	\$ 4,727.23
6Oct2021	Sell ETH 0.0039864	\$ 19.02	\$ 0.10	\$ 18.92
5Oct2021	Sell LTC 1	\$ 240.00	\$ 1.20	\$ 238.80
5Oct2021	Sell ETH 0.57508784	\$ 2,740.98	\$ 13.70	\$ 2,727.28
5Oct2021	Sell LINK 15	\$ 558.15	\$ 2.79	\$ 555.36
5Oct2021	Sell BTC 0.0162	\$ 1,112.75	\$ 5.56	\$ 1,107.18
5Oct2021	Sell MATIC 18	\$ 32.94	\$ 0.16	\$ 32.78
5Oct2021	Sell ETH 0.22491216	\$ 1,071.98	\$ 5.36	\$ 1,066.62
5Oct2021	Sell ETH 0.2	\$ 953.24	\$ 4.77	\$ 948.47
5Oct2021	Sell LTC 1	\$ 232.88	\$ 1.16	\$ 231.72
5Oct2021	Sell AAVE 1	\$ 425.00	\$ 2.13	\$ 422.88
4Oct2021	Buy BTC 0.002	\$ 130.93	\$ 0.65	\$ 131.58
26Sep2021	Buy DAI 100	\$ 138.00	\$ 0.69	\$ 138.69
26Sep2021	Buy BTC 0.005	\$ 290.03	\$ 1.45	\$ 291.48
24Sep2021	Buy AAVE 1	\$ 405.80	\$ 2.03	\$ 407.83
21Sep2021	Buy BTC 0.005	\$ 290.59	\$ 1.45	\$ 292.04
13Sep2021	Sell SNX 2	\$ 33.90	\$ 0.17	\$ 33.73
13Sep2021	Buy MATIC 18	\$ 31.50	\$ 0.16	\$ 31.66
12Sep2021	Buy ETH 0.1	\$ 465.00	\$ 2.33	\$ 467.33
11Sep2021	Sell PMGT 0.1	\$ 244.50	\$ 1.22	\$ 243.28
11Sep2021	Buy BTC 0.0042	\$ 257.80	\$ 1.29	\$ 259.08
13Aug2021	Sell GRT 100	\$ 125.00	\$ 0.63	\$ 124.38
3Aug2021	Sell BTC 0.011	\$ 576.84	\$ 2.88	\$ 573.96
24Jul2021	Sell BTC 0.02456915	\$ 1,134.80	\$ 5.67	\$ 1,129.13
24Jul2021	Sell BTC 0.00043085	\$ 19.90	\$ 0.10	\$ 19.80
21Jul2021	Buy BTC 0.025	\$ 1,076.13	\$ 5.38	\$ 1,081.51
20Jul2021	Sell COMP 0.0001	\$ 0.05	\$ 0.00	\$ 0.05
19Jul2021	Sell COMP 0.4999	\$ 227.45	\$ 1.14	\$ 226.32
1Jul2021	Sell MKR 0.003	\$ 10.50	\$ 0.05	\$ 10.45
1Jul2021	Sell MKR 0.056	\$ 196.00	\$ 0.98	\$ 195.02

Compass Superfund General Ledger



As at 30 June 2022

Transaction Date	Description	Units	Debit	Credit	Balance \$
Income Tax Payable/Refundable (85000)					
<u>Income Tax Payable/Refundable (85000)</u>					
01/07/2021	Opening Balance				269.04 DR
09/12/2021	TAX OFFICE PAYMENTS NetBank BPAY 75556 002009936389255121 Tax Compass SMSF			78.10	190.94 DR
30/06/2022	Create Entries - Franking Credits Adjustment - 30/06/2022		335.47		526.41 DR
30/06/2022	Create Entries - TFN Credits Adjustment - 30/06/2022		8.49		534.90 DR
			343.96	78.10	534.90 DR

Total Debits: 343.96

Total Credits: 78.10

S - SOURCE DOCUMENTS

Account Information

Name	Astoday Pty Ltd ATF Compass Superfund
Account Alias	Compass Superfund
Account	U7975420
Address of Account Holder(s)	17 Hockin St Willagee, AU-WA 6156 Australia
Master Name	Capital 19 Pty Ltd
Account Type	Broker Client
Customer Type	Trust
Account Capabilities	Cash
Base Currency	AUD

Net Asset Value

	June 30, 2021	June 30, 2022			Change	Change in NAV	
	Total	Long	Short	Total		Starting Value	Total
Cash	14,271.17	12,027.47	0.00	12,027.47	-2,243.70		65,369.56
Stock	51,098.40	38,822.83	0.00	38,822.83	-12,275.57		50,965.16
Dividend Accruals	0.00	114.87	0.00	114.87	114.87		
Total	65,369.56	50,965.16	0.00	50,965.16	-14,404.40		

Time Weighted Rate of Return -23.10%

Realized & Unrealized Performance Summary

Symbol	Cost Adj.	Realized					Unrealized					Total	Code
		S/T Profit	S/T Loss	L/T Profit	L/T Loss	Total	S/T Profit	S/T Loss	L/T Profit	L/T Loss	Total		
Warrants													
BLGO	0.00	0.00	0.00	0.00	0.00	0.00	0.00	0.00	0.00	-14.62	-14.62	-14.62	
CORZW	0.00	0.00	0.00	0.00	0.00	0.00	0.00	-74.57	0.00	0.00	-74.57	-74.57	
Total Warrants	0.00	0.00	0.00	0.00	0.00	0.00	0.00	-74.57	0.00	-14.62	-89.18	-89.19	
Stocks													
5GN	0.00	0.00	-356.89	0.00	0.00	-356.89	0.00	0.00	0.00	0.00	0.00	-356.89	
AMD	0.00	0.00	-412.51	0.00	0.00	-412.51	0.00	0.00	0.00	0.00	0.00	-412.51	
AMS	0.00	0.00	-743.44	0.00	0.00	-743.44	0.00	0.00	0.00	0.00	0.00	-743.44	
AOU	0.00	0.00	0.00	0.00	0.00	0.00	0.00	0.00	0.00	-1,364.28	-1,364.28	-1,364.28	
APPH	0.00	0.00	-1,059.79	0.00	0.00	-1,059.79	0.00	0.00	0.00	0.00	0.00	-1,059.79	
AR9	0.00	0.00	-48.89	0.00	0.00	-48.89	0.00	0.00	0.00	0.00	0.00	-48.89	
AWC	0.00	0.00	0.00	0.00	0.00	0.00	0.00	-195.64	0.00	0.00	-195.64	-195.64	

Realized & Unrealized Performance Summary

Symbol	Cost Adj.	Realized					Unrealized					Total	Code
		S/T Profit	S/T Loss	L/T Profit	L/T Loss	Total	S/T Profit	S/T Loss	L/T Profit	L/T Loss	Total		
BBOZ	0.00	0.00	-424.12	0.00	0.00	-424.12	0.00	0.00	0.00	0.00	0.00	-424.12	
BGL	0.00	0.00	0.00	0.00	0.00	0.00	0.00	-259.98	0.00	-1,082.82	-1,342.80	-1,342.80	
BLG	0.00	0.00	0.00	0.00	0.00	0.00	0.00	0.00	0.00	-1,093.55	-1,093.55	-1,093.55	
BML	0.00	51.46	0.00	0.00	0.00	51.46	0.00	0.00	0.00	0.00	0.00	51.46	
BNL	0.00	0.00	0.00	0.00	0.00	0.00	0.00	-642.66	0.00	0.00	-642.66	-642.66	
BNTX	0.00	0.00	-608.36	0.00	0.00	-608.36	0.00	-562.09	0.00	0.00	-562.09	-1,170.45	
BOE	0.00	81.98	0.00	0.00	0.00	81.98	0.00	-423.14	0.00	0.00	-423.14	-341.16	
BOEDA	0.00	0.00	-0.06	0.00	0.00	-0.06	0.00	0.00	0.00	0.00	0.00	-0.06	
BPT	0.00	0.00	0.00	0.00	0.00	0.00	0.00	0.00	0.00	-158.41	-158.41	-158.41	
CDXS	0.00	526.48	0.00	0.00	0.00	526.48	0.00	0.00	0.00	0.00	0.00	526.48	
CGC	0.00	0.00	0.00	0.00	0.00	0.00	0.00	-59.79	0.00	0.00	-59.79	-59.79	
CHN	0.00	0.00	0.00	0.00	0.00	0.00	0.00	-212.18	0.00	0.00	-212.18	-212.18	
CORZ	0.00	0.00	0.00	0.00	0.00	0.00	0.00	-1,380.45	0.00	0.00	-1,380.45	-1,380.45	
CVN	0.00	0.00	0.00	0.00	0.00	0.00	0.00	-644.25	0.00	0.00	-644.25	-644.25	
CYL	0.00	0.00	0.00	0.00	0.00	0.00	0.00	0.00	0.00	-473.20	-473.20	-473.20	
DOC	0.00	0.00	-496.89	0.00	0.00	-496.89	0.00	0.00	0.00	0.00	0.00	-496.89	
DTL	0.00	0.00	0.00	0.00	0.00	0.00	0.00	-247.68	0.00	0.00	-247.68	-247.68	
DUG	0.00	0.00	-487.76	0.00	0.00	-487.76	0.00	0.00	0.00	-571.81	-571.81	-1,059.57	
EHL	0.00	0.00	-36.05	0.00	0.00	-36.05	0.00	-900.69	0.00	0.00	-900.69	-936.74	
ELO	0.00	0.00	-300.09	0.00	0.00	-300.09	0.00	0.00	0.00	0.00	0.00	-300.09	
EVN	0.00	0.00	-771.79	0.00	0.00	-771.79	0.00	0.00	0.00	0.00	0.00	-771.79	
FUEL	0.00	61.27	0.00	0.00	0.00	61.27	0.00	0.00	0.00	0.00	0.00	61.27	
GOR	0.00	507.06	0.00	332.19	0.00	839.25	0.00	-348.00	0.00	0.00	-348.00	491.25	
GWA	0.00	0.00	-28.36	0.00	0.00	-28.36	0.00	0.00	0.00	0.00	0.00	-28.36	
HAS	0.00	8.91	0.00	0.00	0.00	8.91	0.00	0.00	0.00	0.00	0.00	8.91	
HZR	0.00	0.00	-154.08	0.00	-723.19	-877.28	0.00	0.00	0.00	0.00	0.00	-877.28	
IAF	0.00	14.36	-364.69	0.00	0.00	-350.33	0.00	0.00	0.00	0.00	0.00	-350.33	
LBT	0.00	133.51	-41.16	0.00	0.00	92.35	0.00	0.00	0.00	0.00	0.00	92.35	
LCK	0.00	266.91	0.00	0.00	-175.66	91.24	0.00	0.00	0.00	0.00	0.00	91.24	
LEG	0.00	0.00	0.00	0.00	0.00	0.00	0.00	0.00	0.00	-1,836.29	-1,836.29	-1,836.29	
M7T	0.00	0.00	0.00	0.00	0.00	0.00	0.00	-262.58	0.00	0.00	-262.58	-262.58	
MARA	0.00	0.00	-468.32	0.00	0.00	-468.32	0.00	-1,041.50	0.00	0.00	-1,041.50	-1,509.83	
NCZ	0.00	0.00	-223.21	0.00	0.00	-223.21	0.00	0.00	0.00	0.00	0.00	-223.21	
NST	0.00	0.00	0.00	0.00	0.00	0.00	0.00	0.00	0.00	-2,252.86	-2,252.86	-2,252.86	
NUF	0.00	0.00	0.00	0.00	0.00	0.00	0.00	-65.38	0.00	0.00	-65.38	-65.38	
NVX	0.00	3,252.76	0.00	0.00	0.00	3,252.76	0.00	0.00	0.00	0.00	0.00	3,252.76	
NWH	0.00	0.00	-148.79	0.00	0.00	-148.79	0.00	0.00	0.00	0.00	0.00	-148.79	
ORG	0.00	537.70	0.00	0.00	0.00	537.70	0.00	0.00	0.00	0.00	0.00	537.70	
PAR	0.00	0.00	-558.09	0.00	0.00	-558.09	0.00	-373.44	0.00	0.00	-373.44	-931.54	
PRN	0.00	46.43	0.00	0.00	0.00	46.43	0.00	0.00	0.00	0.00	0.00	46.43	
QAU	0.00	0.00	0.00	0.00	0.00	0.00	0.00	0.00	0.00	-339.97	-339.97	-339.97	
RED	0.00	402.97	0.00	0.00	0.00	402.97	0.00	0.00	0.00	0.00	0.00	402.97	
RIOT	0.00	0.00	-9.28	0.00	0.00	-9.28	0.00	-1,201.52	0.00	0.00	-1,201.52	-1,210.80	
RKN	0.00	114.61	0.00	0.00	0.00	114.61	0.00	0.00	0.00	0.00	0.00	114.61	
RMC	0.00	338.36	-237.71	0.00	0.00	100.65	0.00	0.00	0.00	0.00	0.00	100.65	

Realized & Unrealized Performance Summary

Symbol	Cost Adj.	Realized					Unrealized					Total	Code
		S/T Profit	S/T Loss	L/T Profit	L/T Loss	Total	S/T Profit	S/T Loss	L/T Profit	L/T Loss	Total		
RRL	0.00	0.00	0.00	0.00	0.00	0.00	0.00	-1,241.89	0.00	0.00	-1,241.89	-1,241.89	
SHG	0.00	0.00	-1,460.36	0.00	0.00	-1,460.36	0.00	-483.12	0.00	0.00	-483.12	-1,943.48	
SLF	0.00	0.00	0.00	0.00	0.00	0.00	0.00	-796.88	0.00	0.00	-796.88	-796.88	
SLR	0.00	0.00	0.00	0.00	0.00	0.00	0.00	0.00	0.00	-723.14	-723.14	-723.14	
SLX	0.00	0.00	0.00	0.00	0.00	0.00	535.20	0.00	0.00	0.00	535.20	535.20	
SOR	0.00	0.00	0.00	0.00	-60.47	-60.47	0.00	0.00	0.00	-1,337.48	-1,337.48	-1,397.96	
ST1	0.00	0.00	-667.94	0.00	0.00	-667.94	0.00	0.00	0.00	0.00	0.00	-667.94	
USD	0.00	43.81	0.00	0.00	-14.79	29.02	0.00	0.00	0.00	0.00	0.00	29.02	
VORB	0.00	0.00	0.00	0.00	0.00	0.00	0.00	-470.66	0.00	0.00	-470.66	-470.66	
WDS	0.00	0.00	0.00	0.00	0.00	0.00	870.05	0.00	0.00	0.00	870.05	870.05	
WHC	0.00	158.21	0.00	0.00	0.00	158.21	0.00	0.00	0.00	0.00	0.00	158.21	
WPM	0.00	198.35	0.00	0.00	0.00	198.35	0.00	0.00	0.00	0.00	0.00	198.35	
XPDIU	0.00	173.88	0.00	0.00	0.00	173.88	0.00	0.00	0.00	0.00	0.00	173.88	
YOJ	0.00	0.00	0.00	0.00	0.00	0.00	0.00	-629.06	0.00	0.00	-629.06	-629.06	
Total Stocks	0.00	6,919.03	-10,108.65	332.19	-974.11	-3,831.54	1,405.26	-12,442.60	0.00	-11,233.80	-22,271.14	-26,102.69	
Forex													
USD	0.00	698.68	-0.10	0.00	0.00	698.58	238.14	0.00	0.00	0.00	238.14	936.72	
Total Forex	0.00	698.68	-0.10	0.00	0.00	698.58	238.14	0.00	0.00	0.00	238.14	936.72	
Total (All Assets)	0.00	7,617.71	-10,108.76	332.19	-974.12	-3,132.97	1,643.40	-12,517.16	0.00	-11,248.42	-22,122.18	-25,255.15	

Open Positions

Symbol	Quantity	Mult	Cost Price	Cost Basis	Close Price	Value	Unrealized P/L	Code
Warrants								
AUD								
BLGO	1,789	1	0.01516829	27.14	0.0070	12.52	-14.62	
Total				27.14		12.52	-14.62	
USD								
CORZW	22	1	2.73011927	60.06	0.3900	8.58	-51.48	
Total				60.06		8.58	-51.48	
Total in AUD				86.99		12.43	-74.57	
Total Warrants in AUD				114.13		24.95	-89.18	
Symbol	Quantity	Mult	Cost Price	Cost Basis	Close Price	Value	Unrealized P/L	Code
Stocks								
AUD								
AOU	8,635	1	0.21299537	1,839.22	0.0550	474.93	-1,364.28	
AWC	560	1	1.81436607	1,016.04	1.4650	820.40	-195.64	
BGL	4,334	1	0.94982926	4,116.56	0.6400	2,773.76	-1,342.80	
BLG	14,316	1	0.10238657	1,465.77	0.0260	372.22	-1,093.55	
BNL	18,418	1	0.06389288	1,176.78	0.0290	534.12	-642.66	
BOE	442	1	2.72733032	1,205.48	1.7700	782.34	-423.14	
BPT	1,439	1	1.83508687	2,640.69	1.7250	2,482.28	-158.41	
CGC	333	1	3.03954955	1,012.17	2.8600	952.38	-59.79	

Open Positions

CHN	482	1	4.22020747	2,034.14	3.7800	1,821.96	-212.18
CVN	4,650	1	0.33354839	1,551.00	0.1950	906.75	-644.25
CYL	450	1	2.25654444	1,015.44	1.2050	542.25	-473.20
DTL	188	1	5.9774734	1,123.76	4.6600	876.08	-247.68
DUG	965	1	1.06254976	1,025.36	0.4700	453.55	-571.81
EHL	1,866	1	1.13268438	2,113.59	0.6500	1,212.90	-900.69
GOR	650	1	1.66538462	1,082.50	1.1300	734.50	-348.00
LEG	16,700	1	0.15795749	2,637.89	0.0480	801.60	-1,836.29
M7T	1,538	1	0.66072822	1,016.20	0.4900	753.62	-262.58
NST	369	1	12.94530629	4,776.82	6.8400	2,523.96	-2,252.86
NUF	188	1	5.43776596	1,022.30	5.0900	956.92	-65.38
PAR	1,190	1	1.27881933	1,521.80	0.9650	1,148.35	-373.44
QAU	200	1	17.59985	3,519.97	15.9000	3,180.00	-339.97
RRL	1,016	1	2.52233268	2,562.69	1.3000	1,320.80	-1,241.89
SHG	5,555	1	0.1829703	1,016.40	0.0960	533.28	-483.12
SLF	218	1	14.18543578	3,092.42	10.5300	2,295.54	-796.88
SLR	1,325	1	1.75576604	2,326.39	1.2100	1,603.25	-723.14
SLX	590	1	1.19287288	703.80	2.1000	1,239.00	535.20
SOR	4,625	1	0.42418642	1,961.86	0.1350	624.38	-1,337.48
WDS	104	1	23.47413462	2,441.31	31.8400	3,311.36	870.05
YOJ	5,148	1	0.17819444	917.34	0.0560	288.29	-629.06
Total				53,935.69		36,320.77	-17,614.92
USD							
BNTX	5	1	226.7150	1,133.58	149.1000	745.50	-388.08
CORZ	88	1	12.32053836	1,084.21	1.4900	131.12	-953.09
MARA	53	1	18.90735849	1,002.09	5.3400	283.02	-719.07
RIOT	40	1	24.92875	997.15	4.1900	167.60	-829.55
VORB	100	1	7.0795	707.95	3.8300	383.00	-324.95
Total				4,924.97		1,710.24	-3,214.73
Total in AUD				7,133.33		2,477.11	-4,656.22
Total Stocks in AUD				61,069.02		38,797.88	-22,271.14

Forex Balances

Description	Quantity	Cost Price	Cost Basis in AUD	Close Price	Value in AUD	Unrealized P/L in AUD	Code
Forex							
AUD							
AUD	7,802.27	1.0000	-7,802.27	1.0000	7,802.27	0.00	
USD	2,917.14	1.36676427	-3,987.05	1.4484	4,225.19	238.14	
Total			-11,789.32		12,027.47	238.14	

Trades

Symbol	Date/Time	Quantity	T. Price	Proceeds	Comm/Fee	Basis	Realized P/L	Code
--------	-----------	----------	----------	----------	----------	-------	--------------	------

Trades

Warrants									
AUD									
Symbol	Date/Time	Quantity	T. Price	Proceeds	Comm/Fee	Basis	Realized P/L	Code	
BLGO	2022-05-27, 10:25:00	-0.5	0.0000	0.00	0.00	0.00	0.00		C
Total BLGO		-0.5		0.00	0.00	0.00	0.00		
Total				0.00	0.00	0.00	0.00		
Stocks									
AUD									
5GN	2021-11-11, 12:05:55	-800	0.9150	732.00	-16.44	-1,072.44	-356.89		C
Total 5GN		-800		732.00	-16.44	-1,072.44	-356.89		
AMS	2021-12-20, 11:15:11	980	1.0200	-999.60	-16.44	1,016.05	0.00		O;P
AMS	2022-05-25, 16:10:49	-980	0.2950	289.10	-16.50	-1,016.04	-743.44		C
Total AMS		0		-710.50	-32.94	0.00	-743.44		
AR9	2021-08-10, 12:36:47	3,200	0.3400	-1,088.00	-16.44	1,104.44	0.00		O
AR9	2021-10-05, 15:48:36	-3,200	0.3350	1,072.00	-16.44	-1,104.44	-48.89		C
Total AR9		0		-16.00	-32.89	0.00	-48.89		
AWC	2021-12-01, 10:00:11	560	1.7850	-999.60	-16.44	1,016.05	0.00		O
Total AWC		560		-999.60	-16.44	1,016.05	0.00		
BBOZ	2021-09-23, 10:13:28	-243	4.3900	1,066.77	-16.44	-1,474.44	-424.12		C
Total BBOZ		-243		1,066.77	-16.44	-1,474.44	-424.12		
BGL	2021-11-02, 14:07:19	1,188	0.8450	-1,003.86	-16.44	1,020.31	0.00		O
Total BGL		1,188		-1,003.86	-16.44	1,020.31	0.00		
BML	2021-07-26, 10:14:05	2,410	0.4150	-1,000.15	-16.44	1,016.60	0.00		O
BML	2022-04-06, 12:52:12	-2,410	0.4500	1,084.50	-16.44	-1,016.60	51.46		C
Total BML		0		84.35	-32.89	0.00	51.46		
BNL	2021-09-30, 11:10:24	18,418	0.0630	-1,160.33	-16.44	1,176.78	0.00		O
Total BNL		18,418		-1,160.33	-16.44	1,176.78	0.00		
BOE	2021-11-25, 12:45:03	3,538	0.3350	-1,185.23	-16.44	1,201.68	0.00		O
BOE	2022-04-19, 10:45:33	-442	2.9400	1,299.48	-16.50	-1,201.00	81.98		C
BOE	2022-04-22, 09:59:50	442	2.6900	-1,188.98	-16.50	1,205.48	0.00		O
Total BOE		3,538		-1,074.73	-49.44	1,206.16	81.98		
BOEDA	2021-11-27, 12:25:00	-0.25	2.4800	0.62	0.00	-0.68	-0.06		C
Total BOEDA		-0.25		0.62	0.00	-0.68	-0.06		
CGC	2022-05-16, 11:40:55	333	2.9900	-995.67	-16.50	1,012.17	0.00		O;P
Total CGC		333		-995.67	-16.50	1,012.17	0.00		
CHN	2022-06-14, 10:02:00	222	4.4700	-992.34	-16.50	1,008.84	0.00		O

Trades										
CHN	2022-06-28, 12:35:41		260	3.8800		-1,008.80	-16.50	1,025.30	0.00	O;P
Total CHN			482			-2,001.14	-33.00	2,034.14	0.00	
CVN	2022-04-14, 15:39:20		4,650	0.3300		-1,534.50	-16.50	1,551.00	0.00	O
Total CVN			4,650			-1,534.50	-16.50	1,551.00	0.00	
DOC	2021-11-09, 12:04:56		1,600	0.6100		-976.00	-16.44	992.44	0.00	O
DOC	2022-02-28, 12:57:47		-1,600	0.3200		512.00	-16.44	-992.44	-496.89	C
Total DOC			0			-464.00	-32.89	0.00	-496.89	
DTL	2021-12-31, 13:59:12		188	5.8900		-1,107.32	-16.44	1,123.76	0.00	O;P
Total DTL			188			-1,107.32	-16.44	1,123.76	0.00	
DUG	2022-02-04, 12:26:58		-1,000	0.6350		635.00	-16.44	-1,106.31	-487.76	C
Total DUG			-1,000			635.00	-16.44	-1,106.31	-487.76	
EHL	2021-08-20, 10:40:50		933	1.1800		-1,100.94	-16.44	1,117.38	0.00	O
EHL	2021-11-09, 13:00:17		1,000	1.0600		-1,060.00	-16.44	1,076.44	0.00	O
EHL	2022-02-04, 15:59:58		-67	0.9050		60.64	-16.44	-80.24	-36.05	C
Total EHL			1,866			-2,100.30	-49.34	2,113.59	-36.05	
ELO	2021-12-02, 11:16:18		334	4.7900		-1,599.86	-16.44	1,616.30	0.00	O
ELO	2022-02-04, 13:10:31		-334	3.9900		1,332.66	-16.44	-1,616.30	-300.09	C
Total ELO			0			-267.20	-32.89	0.00	-300.09	
EVN	2021-07-26, 11:46:12		-431	4.2200		1,818.82	-16.44	-2,354.07	-551.69	C
EVN	2021-08-27, 10:02:06		468	3.9000		-1,825.20	-16.44	1,841.64	0.00	O
EVN	2022-01-31, 10:30:15		-468	3.5000		1,638.00	-16.44	-1,841.64	-220.09	C
Total EVN			-431			1,631.62	-49.34	-2,354.07	-771.78	
FUEL	2021-07-06, 15:47:00		428	4.5600		-1,951.68	-16.44	1,968.12	0.00	O
FUEL	2021-12-13, 12:38:22		-428	4.7800		2,045.84	-16.44	-1,968.12	61.27	C
Total FUEL			0			94.16	-32.89	0.00	61.27	
GOR	2021-11-23, 14:54:25		-2,479	1.5600		3,867.24	-16.44	-3,328.65	522.14	C
GOR	2021-11-25, 10:44:08		2,500	1.5250		-3,812.50	-16.44	3,828.94	0.00	O
GOR	2022-03-28, 11:56:54		-2,500	1.6650		4,162.50	-16.44	-3,828.94	317.11	C
GOR	2022-04-14, 10:04:44		650	1.6400		-1,066.00	-16.50	1,082.50	0.00	O
Total GOR			-1,829			3,151.24	-65.84	-2,246.16	839.25	
GWA	2022-03-25, 15:59:00		458	2.2500		-1,030.50	-16.44	1,046.94	0.00	O
GWA	2022-04-11, 10:48:46		-458	2.2600		1,035.08	-16.50	-1,046.94	-28.36	C;P
Total GWA			0			4.58	-32.94	0.00	-28.36	

Trades									
HAS	2021-10-05, 10:14:16		4,180	0.2450	-1,024.10	-16.44	1,040.54	0.00	O
HAS	2021-11-23, 14:49:38		-4,180	0.2550	1,065.90	-16.44	-1,040.54	8.91	C
Total HAS			0		41.80	-32.89	0.00	8.91	
HZR	2022-02-21, 13:21:22		-2,068	0.9650	1,995.62	-16.44	-2,856.45	-877.28	C;P
Total HZR			-2,068		1,995.62	-16.44	-2,856.45	-877.28	
IAF	2021-07-26, 10:28:16		-45	114.5000	5,152.50	-16.44	-5,121.70	14.36	C
IAF	2021-09-10, 11:59:58		70	114.3600	-8,005.20	-16.44	8,021.64	0.00	O
IAF	2021-11-01, 13:31:20		-70	109.6200	7,673.40	-16.44	-8,021.64	-364.69	C
Total IAF			-45		4,820.70	-49.34	-5,121.70	-350.33	
LBT	2021-10-25, 10:04:24		-13,136	0.1100	1,444.96	-16.44	-1,336.16	92.35	C;P
Total LBT			-13,136		1,444.96	-16.44	-1,336.16	92.35	
LCK	2021-10-25, 16:10:56		8,388	0.1150	-964.62	-16.44	981.06	0.00	O
LCK	2021-12-23, 15:14:21		-13,488	0.1500	2,023.20	-16.44	-1,915.51	91.24	C
Total LCK			-5,100		1,058.58	-32.89	-934.45	91.24	
M7T	2022-05-02, 10:55:27		1,538	0.6500	-999.70	-16.50	1,016.20	0.00	O
Total M7T			1,538		-999.70	-16.50	1,016.20	0.00	
NCZ	2021-08-26, 16:10:46		-4,758	0.1750	832.65	-16.44	-1,039.42	-223.21	C
Total NCZ			-4,758		832.65	-16.44	-1,039.42	-223.21	
NUF	2022-05-27, 13:41:10		188	5.3500	-1,005.80	-16.50	1,022.30	0.00	O
Total NUF			188		-1,005.80	-16.50	1,022.30	0.00	
NVX	2021-09-13, 14:33:24		-458	5.8300	2,670.14	-16.44	-1,024.04	1,629.65	C
NVX	2021-09-21, 10:07:05		460	5.8000	-2,668.00	-16.44	2,684.44	0.00	O
NVX	2021-12-13, 12:14:37		-460	9.4000	4,324.00	-16.44	-2,684.44	1,623.11	C
Total NVX			-458		4,326.14	-49.34	-1,024.04	3,252.76	
NWH	2021-07-14, 10:11:58		610	1.8100	-1,104.10	-16.44	1,120.54	0.00	O
NWH	2021-09-29, 12:45:29		-610	1.6200	988.20	-16.44	-1,120.54	-148.79	C;P
Total NWH			0		-115.90	-32.89	0.00	-148.79	
ORG	2021-08-19, 10:06:39		268	4.2100	-1,128.28	-16.44	1,144.72	0.00	O
ORG	2021-09-07, 15:16:50		-268	4.4600	1,195.28	-16.44	-1,144.72	34.11	C
ORG	2021-09-22, 15:14:34		278	4.4000	-1,223.20	-16.44	1,239.64	0.00	O;P
ORG	2022-06-08, 15:11:38		-278	6.3300	1,759.74	-16.50	-1,239.64	503.60	C;P
Total ORG			0		603.54	-65.84	0.00	537.70	
PAR	2021-12-02, 11:00:51		808	1.9800	-1,599.84	-16.44	1,616.28	0.00	O

Trades										
PAR	2022-02-04, 12:59:02		-808	1.3300		1,074.64	-16.44	-1,616.29	-558.09	C;P
PAR	2022-02-23, 11:12:00		1,190	1.2650		-1,505.35	-16.44	1,521.80	0.00	O;P
Total PAR			1,190			-2,030.55	-49.34	1,521.79	-558.09	
PRN	2021-07-14, 10:10:43		1,322	0.8400		-1,110.48	-16.44	1,126.92	0.00	O
PRN	2021-07-26, 10:38:19		-1,322	0.9000		1,189.80	-16.44	-1,126.92	46.43	C
Total PRN			0			79.32	-32.89	0.00	46.43	
RED	2021-12-02, 12:42:09		-4,588	0.2650		1,215.82	-16.44	-796.40	402.97	C
Total RED			-4,588			1,215.82	-16.44	-796.40	402.97	
RKN	2021-07-26, 10:15:18		-1,180	0.9300		1,097.40	-16.44	-966.34	114.61	C
Total RKN			-1,180			1,097.40	-16.44	-966.34	114.61	
RMC	2021-12-02, 11:10:56		1,009	1.5850		-1,599.26	-16.44	1,615.71	0.00	O;P
RMC	2022-02-04, 13:29:30		-1,009	1.9400		1,957.46	-16.44	-1,615.71	325.31	C
RMC	2022-03-08, 10:11:39		1,009	1.5800		-1,594.22	-16.44	1,610.66	0.00	O
RMC	2022-05-09, 10:07:15		-1,009	1.3900		1,402.51	-16.50	-1,610.67	-224.66	C;P
Total RMC			0			166.49	-65.84	0.00	100.65	
RRL	2021-07-12, 10:10:57		588	2.5700		-1,511.16	-16.44	1,527.60	0.00	O;P
RRL	2021-09-06, 15:54:12		428	2.3800		-1,018.64	-16.44	1,035.08	0.00	O
Total RRL			1,016			-2,529.80	-32.89	2,562.69	0.00	
SHG	2021-12-02, 10:08:57		-9,264	0.2800		2,593.92	-16.44	-4,037.83	-1,460.36	C;P
SHG	2022-05-09, 11:53:57		5,555	0.1800		-999.90	-16.50	1,016.40	0.00	O;P
Total SHG			-3,709			1,594.02	-32.94	-3,021.43	-1,460.36	
SLF	2022-01-06, 14:24:16		218	14.1100		-3,075.98	-16.44	3,092.42	0.00	O
Total SLF			218			-3,075.98	-16.44	3,092.42	0.00	
SLX	2022-02-23, 11:42:38		590	1.1650		-687.35	-16.44	703.80	0.00	O
Total SLX			590			-687.35	-16.44	703.80	0.00	
SOR	2022-03-15, 10:12:03		-100	0.1900		19.00	-16.44	-63.03	-60.47	C
Total SOR			-100			19.00	-16.44	-63.03	-60.47	
ST1	2021-11-29, 10:08:54		5,000	0.2200		-1,100.00	-16.44	1,116.44	0.00	O
ST1	2022-04-28, 13:27:09		-5,000	0.0930		465.00	-16.50	-1,116.44	-667.94	C;P
Total ST1			0			-635.00	-32.94	0.00	-667.94	
USD	2021-12-20, 09:59:58		-235	13.4300		3,156.05	-16.44	-3,110.58	29.02	C;P
Total USD			-235			3,156.05	-16.44	-3,110.58	29.02	
WHC	2021-11-11, 10:09:42		455	2.4000		-1,092.00	-16.44	1,108.44	0.00	O

Trades										
WHC	2022-01-11, 13:33:30		-455	2.8200		1,283.10	-16.44	-1,108.44	158.21	C
Total WHC			0			191.10	-32.89	0.00	158.21	
WPL	2021-10-27, 10:29:35		70	24.0700		-1,684.90	-16.44	1,701.34	0.00	O
WPL	2021-12-02, 11:02:31		34	21.2800		-723.52	-16.44	739.96	0.00	O
Total WPL			104			-2,408.42	-32.89	2,441.31	0.00	
YOJ	2021-12-31, 11:02:03		5,148	0.1750		-900.90	-16.44	917.34	0.00	O;P
Total YOJ			5,148			-900.90	-16.44	917.34	0.00	
Total						2,218.97	-1,398.65	-2,992.30	-2,171.99	
USD										
AMD	2022-03-04, 02:37:04		10	113.8800		-1,138.80	-9.95	1,148.75	0.00	O
AMD	2022-05-13, 23:30:02		-10	88.2500		882.50	-20.00	-1,148.75	-286.25	C
Total AMD			0			-256.30	-29.95	0.00	-286.25	
APPH	2021-10-13, 01:41:53		-65	5.4220		352.43	-9.95	-1,121.45	-778.97	C
Total APPH			-65			352.43	-9.95	-1,121.45	-778.97	
BNTX	2021-09-13, 23:45:10		5	325.0000		-1,625.00	-9.95	1,634.95	0.00	O
BNTX	2021-10-05, 00:32:04		-5	240.3300		1,201.65	-9.95	-1,634.95	-443.25	C
BNTX	2022-01-05, 07:47:05		5	224.7250		-1,123.62	-9.95	1,133.57	0.00	O;P
Total BNTX			5			-1,546.98	-29.85	1,133.57	-443.25	
CDXS	2021-08-12, 01:34:50		-70	25.3300		1,773.10	-9.95	-1,374.95	388.20	C
Total CDXS			-70			1,773.10	-9.95	-1,374.95	388.20	
MARA	2021-12-09, 01:30:01		20	45.4900		-909.80	-9.95	919.75	0.00	O
MARA	2022-01-07, 01:30:03		-20	29.7100		594.20	-9.95	-919.75	-335.50	C
MARA	2022-04-26, 23:30:00		53	18.5300		-982.09	-20.00	1,002.09	0.00	O
Total MARA			53			-1,297.69	-39.90	1,002.09	-335.50	
RIOT	2021-09-28, 23:43:41		38	27.0700		-1,028.66	-9.95	1,038.61	0.00	O
RIOT	2021-10-30, 00:39:04		-38	27.4100		1,041.58	-9.95	-1,038.61	-6.98	C
RIOT	2021-12-16, 01:30:02		40	24.6800		-987.20	-9.95	997.15	0.00	O
Total RIOT			40			-974.28	-29.85	997.15	-6.98	
VORB	2022-03-01, 01:48:49		100	6.9800		-698.00	-9.95	707.95	0.00	O
Total VORB			100			-698.00	-9.95	707.95	0.00	
WPM	2021-08-09, 23:30:01		48	43.4900		-2,087.52	-9.95	2,097.47	0.00	O
WPM	2022-03-29, 01:03:31		-48	47.0000		2,256.00	-9.95	-2,097.47	148.58	C
Total WPM			0			168.48	-19.90	0.00	148.58	
XPDIU	2021-10-13, 00:58:34		81	11.0900		-898.29	-9.95	908.24	0.00	O

Trades										
XPDIU	2021-10-30, 00:31:10		-81	12.9500		1,048.95	-9.95	-908.24	130.76	C
XPDIU	2021-12-09, 01:30:01		88	12.8900		-1,134.32	-9.95	1,144.27	0.00	O;P
Total XPDIU			88			-983.66	-29.85	1,144.27	130.76	
Total						-3,462.90	-209.15	2,488.64	-1,183.41	
Total in AUD						-4,941.37	-288.22	3,570.03	-1,659.55	

Forex P/L Details

Description	Date/Time	FX Currency	Quantity	Proceeds in AUD	Basis in AUD	Realized P/L in AUD	Code
Forex							
AUD							
Stock 48 WPM	2021-08-09, 23:30:01	USD	-2,097.47	2,861.16	-2,721.68	139.48	C
Stock -70 CDXS	2021-08-12, 01:34:50	USD	1,763.15	2,391.18	-2,391.18	0.00	O
WPM(CA9628791027) Cash Dividen..	2021-09-10, 10:20:00	USD	7.2	9.77	-9.77	0.00	O
WPM(CA9628791027) Cash Dividen..	2021-09-10, 10:20:00	USD	-1.08	1.47	-1.40	0.06	C
Stock 5 BNTX	2021-09-13, 23:45:10	USD	-1,634.95	2,218.46	-2,111.32	107.14	C
Stock 38 RIOT	2021-09-28, 23:43:41	USD	-1,038.61	1,434.84	-1,338.77	96.07	C
Stock -5 BNTX	2021-10-05, 00:32:04	USD	1,191.7	1,635.61	-1,635.61	0.00	O
Stock 81 XPDIU	2021-10-13, 00:58:34	USD	-908.24	1,235.66	-1,170.72	64.94	C
Stock -65 APPH	2021-10-13, 01:41:53	USD	342.48	465.94	-465.94	0.00	O
Stock -81 XPDIU	2021-10-30, 00:31:10	USD	1,039	1,381.66	-1,381.66	0.00	O
Stock -38 RIOT	2021-10-30, 00:39:04	USD	1,031.63	1,371.86	-1,371.86	0.00	O
WPM(CA9628791027) Cash Dividen..	2021-12-07, 12:20:00	USD	7.2	10.21	-10.21	0.00	O
WPM(CA9628791027) Cash Dividen..	2021-12-07, 12:20:00	USD	-1.08	1.53	-1.39	0.14	C
Stock 20 MARA	2021-12-09, 01:30:01	USD	-919.75	1,282.41	-1,188.11	94.30	C
Stock 12 XPDIU	2021-12-09, 01:30:01	USD	-164.63	229.54	-223.27	6.27	C
Stock 76 XPDIU	2021-12-09, 01:30:09	USD	-979.64	1,365.91	-1,328.59	37.32	C
Stock 40 RIOT	2021-12-16, 01:30:02	USD	-997.15	1,390.33	-1,359.01	31.32	C
Stock 2 BNTX	2022-01-05, 07:47:05	USD	-459.4	634.43	-630.53	3.90	C
Stock 3 BNTX	2022-01-05, 07:47:12	USD	-674.175	931.04	-920.83	10.20	C
Stock -20 MARA	2022-01-07, 01:30:03	USD	584.25	815.55	-815.55	0.00	O
BNTX(US09075V1026) ADR Fee USD..	2022-02-10, 12:20:00	USD	-0.1	0.14	-0.13	0.00	C
Stock 100 VORB	2022-03-01, 01:48:49	USD	-707.95	974.85	-941.43	33.42	C
Stock 10 AMD	2022-03-04, 02:37:04	USD	-1,148.75	1,567.47	-1,527.61	39.86	C
Stock -48 WPM	2022-03-29, 01:03:31	USD	2,246.05	2,998.48	-2,998.48	0.00	O
WPM(CA9628791027) Cash Dividen..	2022-04-08, 10:20:00	USD	7.2	9.63	-9.63	0.00	O
WPM(CA9628791027) Cash Dividen..	2022-04-08, 10:20:00	USD	-1.08	1.44	-1.44	0.00	C
Stock 53 MARA	2022-04-26, 23:30:00	USD	-1,002.09	1,406.73	-1,372.91	33.83	C
Stock -10 AMD	2022-05-13, 23:30:02	USD	862.5	1,242.95	-1,242.95	0.00	O
BNTX(US09075V1026) Cash Divide..	2022-06-18, 10:20:00	USD	10.66	15.37	-15.37	0.00	O
BNTX(US09075V1026) Cash Divide..	2022-06-18, 10:20:00	USD	-2.81	4.05	-3.75	0.30	C
BNTX(US09075V1026) Cash Divide..	2022-06-18, 10:20:00	USD	-0.1	0.14	-0.13	0.01	C
Total				29,889.82	-29,191.24	698.58	

Corporate Actions

Report Date	Date/Time	Description	Quantity	Proceeds	Value	Realized P/L	Code
Warrants							
AUD							
2022-06-01	2022-05-27, 10:25:00	BLG(AU000000BLG5) Spinoff 1 for 8 (BLGO, BLG 30NOV22 0.03 C, AU0000224438)	1,789.5	0.00	7.16	0.00	
Total				0.00	7.16	0.00	
USD							
2022-01-20	2022-01-20, 12:25:00	XPDIU(US7391902050) Merged(Acquisition) WITH CORZ 1 FOR 1, US21873J1161 1 FOR 4 (CORZW, CORZW 12FEB27 11.5 C, US21873J1161)	22	0.00	42.90	0.00	
Total				0.00	42.90	0.00	
Total in AUD				0.00	59.36	0.00	
Stocks							
AUD							
2021-07-14	2021-07-07, 10:25:00	(AU0000157026) Delisted (BLG.RTS66, BLUGLASS LTD - RIGHTS, AU0000157026)	-3,579	0.00	0.00	0.00	
2021-11-29	2021-11-27, 12:25:00	BOE(AU000000BOE4) Split 1 for 8 (BOE.OLD, BOSS ENERGY LTD, AU000000BOE4)	-3,538	0.00	0.00	0.00	
2021-11-29	2021-11-27, 12:25:00	BOE(AU000000BOE4) Split 1 for 8 (BOEDA, BOSS ENERGY LTD, AU0000183766)	442.25	0.00	0.00	0.00	
2021-12-08	2021-12-08, 12:25:00	BOEDA(AU0000183766) CUSIP/ISIN Change to (AU000000BOE4) (BOE, BOSS ENERGY LTD, AU000000BOE4)	442	0.00	0.00	0.00	
2021-12-08	2021-12-08, 12:25:00	BOEDA(AU0000183766) CUSIP/ISIN Change to (AU000000BOE4) (BOEDA.OLD, BOSS ENERGY LTD, AU0000183766)	-442	0.00	0.00	0.00	
2022-03-28	2022-03-26, 11:25:00	BLG(AU000000BLG5) Subscribable Rights Issue 1 for 4 (BLG.RTS7, BLUGLASS LTD - RIGHTS, AU0000214629)	3,579	0.00	0.00	0.00	
2022-04-22	2022-04-13, 10:25:00	(AU0000214629) Delisted (BLG.RTS7, BLUGLASS LTD - RIGHTS, AU0000214629)	-3,579	0.00	0.00	0.00	
2022-05-25	2022-05-25, 10:25:00	WPL.OLD(AU000000WPL2) CUSIP/ISIN Change to (AU0000224040) (WDS, WOODSIDE ENERGY GROUP LTD, AU0000224040)	104	0.00	0.00	0.00	
2022-05-25	2022-05-25, 10:25:00	WPL.OLD(AU000000WPL2) CUSIP/ISIN Change to (AU0000224040) (WPL.OLD, WOODSIDE ENERGY GROUP LTD, AU000000WPL2)	-104	0.00	0.00	0.00	
Total				0.00	0.00	0.00	
USD							
2022-01-20	2022-01-20, 12:25:00	XPDIU(US7391902050) Merged(Acquisition) WITH CORZ 1 FOR 1, US21873J1161 1 FOR 4 (CORZ, CORE SCIENTIFIC INC, US21873J1088)	88	0.00	774.40	0.00	
2022-01-20	2022-01-20, 12:25:00	XPDIU(US7391902050) Merged(Acquisition) WITH CORZ 1 FOR 1, US21873J1161 1 FOR 4 (XPDIU, CORE SCIENTIFIC INC, US7391902050)	-88	0.00	-930.16	0.00	
Total				0.00	-155.76	0.00	
Total in AUD				0.00	-215.53	0.00	

Fees		
Date	Description	Amount
Other Fees		
AUD		
2021-07-03	C*****58:ASX TOTAL NP FOR JUL 2021 ¹	-25.00
2021-07-06	C*****58:US CONSOLIDATED SNAPSHOT FOR JUN 2021 ¹	-0.03
2021-07-06	C*****58:US CONSOLIDATED SNAPSHOT FOR JUN 2021	0.03
2021-08-04	C*****58:ASX TOTAL NP FOR AUG 2021 ¹	-25.00
2021-09-04	C*****58:ASX TOTAL NP FOR SEP 2021 ¹	-25.00
2021-09-04	C*****58:US CONSOLIDATED SNAPSHOT FOR AUG 2021 ¹	-0.04
2021-09-04	C*****58:US CONSOLIDATED SNAPSHOT FOR AUG 2021	0.04
2021-10-05	C*****58:US CONSOLIDATED SNAPSHOT FOR SEP 2021 ¹	-0.06
2021-10-05	C*****58:US CONSOLIDATED SNAPSHOT FOR SEP 2021	0.06
2021-11-03	C*****58:US CONSOLIDATED SNAPSHOT FOR OCT 2021 ¹	-0.31
2021-11-03	C*****58:US CONSOLIDATED SNAPSHOT FOR OCT 2021	0.31
2021-12-03	C*****58:US CONSOLIDATED SNAPSHOT FOR NOV 2021 ¹	-0.01
2021-12-03	C*****58:US CONSOLIDATED SNAPSHOT FOR NOV 2021	0.01
2021-12-04	C*****58:ASX TOTAL NP FOR DEC 2021 ¹	-25.00
2022-01-05	C*****58:ASX TOTAL NP FOR JAN 2022 ¹	-25.00
2022-01-05	C*****58:US CONSOLIDATED SNAPSHOT FOR DEC 2021 ¹	-0.07
2022-01-05	C*****58:US CONSOLIDATED SNAPSHOT FOR DEC 2021	0.07
2022-02-03	C*****58:ASX TOTAL NP FOR FEB 2022 ¹	-25.00
2022-02-03	C*****58:US CONSOLIDATED SNAPSHOT FOR JAN 2022 ¹	-0.04
2022-02-03	C*****58:US CONSOLIDATED SNAPSHOT FOR JAN 2022	0.04
2022-03-04	C*****58:ASX TOTAL NP FOR MAR 2022 ¹	-25.00
2022-04-05	C*****58:ASX TOTAL NP FOR APR 2022 ¹	-25.00
2022-05-04	C*****58:ASX TOTAL NP FOR MAY 2022 ¹	-25.00
2022-06-04	C*****58:ASX TOTAL NP FOR JUN 2022 ¹	-25.00
Total		-250.00
USD		
2022-02-10	BNTX(US09075V1026) ADR Fee USD 0.02 per Share	-0.10
2022-06-18	BNTX(US09075V1026) Cash Dividend USD 2.1322 per Share - FEE	-0.10
Total		-0.20
Total in AUD		-0.28
Total Other Fees in AUD		-250.28
Notes		
1. Market data is provided by Global Financial Information Services (GmbH). Your local broker collects amounts owed for fees and tax for such data on behalf of Global Financial Information Services (GmbH). Note, you are responsible for any applicable taxes relating to the provision of these services.		

Dividends		
Date	Description	Amount
AUD		
2021-07-14	IAF (AU000000IAF5) Cash Dividend AUD 0.730857 (Mixed Income)	32.89
2021-07-17	QAU(AU000000QAU7) Cash Dividend AUD 0.867277 per Share (Exempt From Withholding)	173.46
2021-09-29	EVN(AU000000EVN4) Cash Dividend AUD 0.05 per Share (Mixed Income)	23.40
2021-09-29	RRL(AU000000RRL8) Cash Dividend AUD 0.03 per Share (Ordinary Dividend)	30.48
2021-09-30	NST(AU000000NST8) Cash Dividend AUD 0.095 per Share (Ordinary Dividend)	35.06
2021-10-01	BPT(AU000000BPT9) Cash Dividend AUD 0.01 per Share (Mixed Income)	14.39
2021-10-01	EHL (AU000000EHL7) Cash Dividend AUD 0.0125 (Ordinary Dividend)	11.66
2021-10-02	ORG (AU000000ORG5) Cash Dividend AUD 0.075 (Mixed Income)	20.10
2021-10-14	NWH(AU000000NWH5) Cash Dividend AUD 0.05 per Share (Mixed Income)	30.50
2021-10-21	IAF (AU000000IAF5) Cash Dividend AUD 0.37262589 (Mixed Income)	26.08
2021-10-29	GOR(AU000000GOR5) Cash Dividend AUD 0.005 per Share (Ordinary Dividend)	12.40
2022-03-18	AWC(AU000000AWC3) Cash Dividend AUD 0.039 per Share (Mixed Income)	21.84
2022-03-24	WPL (AU000000WPL2) Cash Dividend AUD 1.46158129 (Mixed Income)	152.00
2022-03-26	ORG (AU000000ORG5) Cash Dividend AUD 0.125 (Ordinary Dividend)	34.75
2022-03-30	NST (AU000000NST8) Cash Dividend AUD 0.10 (Mixed Income)	36.90
2022-04-01	BPT(AU000000BPT9) Cash Dividend AUD 0.01 per Share (Mixed Income)	14.39
2022-04-01	DTL(AU000000DTL4) Cash Dividend AUD 0.0725 per Share (Mixed Income)	13.63
2022-04-07	EHL (AU000000EHL7) Cash Dividend AUD 0.0125 (Ordinary Dividend)	23.33
2022-05-31	SLF(AU000000SLF1) Cash Dividend AUD 0.140052 per Share (Mixed Income)	30.53
Total		737.79
USD		
2021-09-10	WPM(CA9628791027) Cash Dividend USD 0.15 per Share (Ordinary Dividend)	7.20
2021-12-07	WPM(CA9628791027) Cash Dividend USD 0.15 per Share (Ordinary Dividend)	7.20
2022-04-08	WPM(CA9628791027) Cash Dividend USD 0.15 per Share (Ordinary Dividend)	7.20
2022-06-18	BNTX(US09075V1026) Cash Dividend USD 2.1322 per Share (Bonus Dividend)	10.66
Total		32.26
Total in AUD		44.97
Total Dividends in AUD		782.76

\$782.76 - Tax Withheld \$8.49 = \$774.27

Deposits & Withdrawals

Date	Description	Amount
AUD		
2021-07-08	Electronic Fund Transfer	6,000.00
2021-10-13	Electronic Fund Transfer	2,000.00
2022-04-13	Disbursement Initiated by Sally Richards	-7,000.00
Total		1,000.00

Withholding Tax

Date	Description	Amount	Code
USD			
2021-09-10	WPM(CA9628791027) Cash Dividend USD 0.15 per Share - CA Tax	-1.08	
2021-12-07	WPM(CA9628791027) Cash Dividend USD 0.15 per Share - CA Tax	-1.08	
2022-04-08	WPM(CA9628791027) Cash Dividend USD 0.15 per Share - CA Tax	-1.08	
2022-06-18	BNTX(US09075V1026) Cash Dividend USD 2.1322 per Share - DE Tax	-2.81	
Total		-6.05	
Total in AUD		-8.49	

Change in Dividend Accruals

Symbol	Date	Ex Date	Pay Date	Quantity	Tax	Fee	Gross Rate	Gross Amount	Net Amount	Code
Starting Dividend Accruals in AUD										0.00
Stocks										
AUD										
AWC	2022-02-25	2022-02-25	2022-03-17	560	0.00	0.00	0.04	21.73	21.73	Po
AWC	2022-02-25	2022-02-25	2022-03-17	560	0.00	0.00	0.04	21.84	21.84	Po
AWC	2022-02-25	2022-02-25	2022-03-17	560	0.00	0.00	0.04	-21.73	-21.73	Re
AWC	2022-03-18	2022-02-25	2022-03-17	560	0.00	0.00	0.04	-21.84	-21.84	Re
BPT	2021-08-28	2021-08-30	2021-09-30	1,439	0.00	0.00	0.01	14.39	14.39	Po
BPT	2021-10-01	2021-08-30	2021-09-30	1,439	0.00	0.00	0.01	-14.39	-14.39	Re
BPT	2022-02-25	2022-02-25	2022-03-31	1,439	0.00	0.00	0.01	14.39	14.39	Po
BPT	2022-04-01	2022-02-25	2022-03-31	1,439	0.00	0.00	0.01	-14.39	-14.39	Re
DTL	2022-03-16	2022-03-16	2022-03-31	188	0.00	0.00	0.07	13.63	13.63	Po
DTL	2022-04-01	2022-03-16	2022-03-31	188	0.00	0.00	0.07	-13.63	-13.63	Re
EHL	2021-09-08	2021-09-08	2021-09-30	933	0.00	0.00	0.01	11.66	11.66	Po
EHL	2021-09-08	2021-09-08	2021-09-30	933	0.00	0.00	0.01	-11.66	-11.66	Re
EHL	2022-03-22	2022-03-22	2022-04-06	1,866	0.00	0.00	0.01	23.33	23.33	Po
EHL	2022-04-07	2022-03-22	2022-04-06	1,866	0.00	0.00	0.01	-23.33	-23.33	Re
EVN	2021-08-28	2021-08-30	2021-09-28	468	0.00	0.00	0.05	23.40	23.40	Po
EVN	2021-09-29	2021-08-30	2021-09-28	468	0.00	0.00	0.05	-23.40	-23.40	Re
GOR	2021-09-25	2021-09-27	2021-10-28	2,479	0.00	0.00	0.00	12.40	12.40	Po
GOR	2021-10-29	2021-09-27	2021-10-28	2,479	0.00	0.00	0.00	-12.40	-12.40	Re
IAF	2021-07-01	2021-07-01	2021-07-13	45	0.00	0.00	0.73	32.89	32.89	Po
IAF	2021-07-14	2021-07-01	2021-07-13	45	0.00	0.00	0.73	-32.89	-32.89	Re
IAF	2021-10-08	2021-10-08	2021-10-20	70	0.00	0.00	0.37	26.08	26.08	Po
IAF	2021-10-21	2021-10-08	2021-10-20	70	0.00	0.00	0.37	-26.08	-26.08	Re
NST	2021-09-04	2021-09-06	2021-09-29	369	0.00	0.00	0.10	35.06	35.06	Po
NST	2021-09-30	2021-09-06	2021-09-29	369	0.00	0.00	0.10	-35.06	-35.06	Re
NST	2022-03-05	2022-03-07	2022-03-29	369	0.00	0.00	0.10	36.90	36.90	Po
NST	2022-03-30	2022-03-07	2022-03-29	369	0.00	0.00	0.10	-36.90	-36.90	Re
NWH	2021-09-23	2021-09-23	2021-10-13	610	0.00	0.00	0.05	30.50	30.50	Po
NWH	2021-10-14	2021-09-23	2021-10-13	610	0.00	0.00	0.05	-30.50	-30.50	Re
ORG	2021-09-07	2021-09-07	2021-10-01	268	0.00	0.00	0.08	20.10	20.10	Po
ORG	2021-10-02	2021-09-07	2021-10-01	268	0.00	0.00	0.08	-20.10	-20.10	Re

Change in Dividend Accruals

Symbol	Date	Ex Date	Pay Date	Quantity	Tax	Fee	Gross Rate	Gross Amount	Net Amount	Code
ORG	2022-03-01	2022-03-01	2022-03-25	278	0.00	0.00	0.12	34.75	34.75	Po
ORG	2022-03-26	2022-03-01	2022-03-25	278	0.00	0.00	0.12	-34.75	-34.75	Re
QAU	2021-07-01	2021-07-01	2021-07-16	200	0.00	0.00	0.87	173.46	173.46	Po
QAU	2021-07-17	2021-07-01	2021-07-16	200	0.00	0.00	0.87	-173.46	-173.46	Re
RRL	2021-09-11	2021-09-13	2021-09-28	1,016	0.00	0.00	0.03	30.48	30.48	Po
RRL	2021-09-29	2021-09-13	2021-09-28	1,016	0.00	0.00	0.03	-30.48	-30.48	Re
SLF	2022-03-30	2022-03-30	2022-05-30	218	0.00	0.00	0.14	30.53	30.53	Po
SLF	2022-05-31	2022-03-30	2022-05-30	218	0.00	0.00	0.14	-30.53	-30.53	Re
SLF	2022-06-29	2022-06-29	2022-08-29	218	0.00	0.00	0.53	114.87	114.87	Po
WPL	2022-02-24	2022-02-24	2022-03-23	104	0.00	0.00	1.46	152.20	152.20	Po
WPL	2022-03-24	2022-02-24	2022-03-23	104	0.00	0.00	1.46	-152.20	-152.20	Re
Total					0.00	0.00		114.87	114.87	
NZD										
EHL	2021-09-08	2021-09-08	2021-09-30	933	0.00	0.00	0.01	12.09	12.09	Po
EHL	2021-10-01	2021-09-08	2021-09-30	933	0.00	0.00	0.01	-12.09	-12.09	Re
Total					0.00	0.00		0.00	0.00	
Total in AUD					0.00	0.00		0.22	0.22	
USD										
BNTX	2022-01-06	2022-01-06	2022-02-08	5	0.00	0.10	0.02	0.00	-0.10	ADR;Po
BNTX	2022-02-10	2022-01-06	2022-02-09	5	0.00	-0.10	0.02	0.00	0.10	ADR;Re
BNTX	2022-06-02	2022-06-02	2022-06-17	5	1.67	0.06	2.11	10.51	8.78	Po
BNTX	2022-06-02	2022-06-02	2022-06-17	5	2.78	0.10	2.11	10.55	7.67	Po
BNTX	2022-06-02	2022-06-02	2022-06-17	5	2.81	0.10	2.13	10.66	7.75	Po
BNTX	2022-06-02	2022-06-02	2022-06-17	5	-1.67	-0.06	2.11	-10.51	-8.78	Re
BNTX	2022-06-02	2022-06-02	2022-06-17	5	-2.78	-0.10	2.13	-10.55	-7.67	Re
BNTX	2022-06-18	2022-06-02	2022-06-17	5	-2.81	-0.10	2.13	-10.66	-7.75	Re
WPM	2021-08-26	2021-08-26	2021-09-09	48	1.03	0.00	0.15	7.19	6.16	Po
WPM	2021-08-26	2021-08-26	2021-09-09	48	1.08	0.00	0.15	7.20	6.12	Po
WPM	2021-08-26	2021-08-26	2021-09-09	48	-1.03	0.00	0.15	-7.19	-6.16	Re
WPM	2021-09-10	2021-08-26	2021-09-09	48	-1.08	0.00	0.15	-7.20	-6.12	Re
WPM	2021-11-19	2021-11-19	2021-12-06	48	1.05	0.00	0.15	7.19	6.14	Po
WPM	2021-11-19	2021-11-19	2021-12-06	48	1.08	0.00	0.15	7.20	6.12	Po
WPM	2021-11-19	2021-11-19	2021-12-06	48	-1.05	0.00	0.15	-7.19	-6.14	Re
WPM	2021-12-07	2021-11-19	2021-12-06	48	-1.08	0.00	0.15	-7.20	-6.12	Re
WPM	2022-03-23	2022-03-23	2022-04-07	48	1.01	0.00	0.15	7.20	6.19	Po
WPM	2022-03-23	2022-03-23	2022-04-07	48	1.08	0.00	0.15	7.20	6.12	Po
WPM	2022-03-23	2022-03-23	2022-04-07	48	-1.01	0.00	0.15	-7.20	-6.19	Re
WPM	2022-04-08	2022-03-23	2022-04-07	48	-1.08	0.00	0.15	-7.20	-6.12	Re
Total					0.00	0.00		0.00	0.00	
Total in AUD					-0.19	0.00		-0.80	-0.60	
Total Stocks in AUD					-0.19	0.00		114.29	114.48	
Ending Dividend Accruals in AUD									114.87	

Codes

Code	Meaning	Code (Cont.)	Meaning (Cont.)
A	Assignment	LD	Adjusted by Loss Disallowed from Wash Sale
ADR	ADR Fee Accrual	LI	Last In, First Out (LIFO) tax basis election
AEx	Automatic exercise for dividend-related recommendation.	LT	Long Term P/L
Adj	Adjustment	Lo	Direct Loan
Al	Allocation	M	Entered manually by Broker
Aw	Away Trade	MEx	Manual exercise for dividend-related recommendation.
B	Automatic Buy-in	ML	Maximize Losses tax basis election
Bo	Direct Borrow	MLG	Maximize Long Term Gain tax basis election
C	Closing Trade	MLL	Maximize Long Term Loss tax basis election
CD	Cash Delivery	MSG	Maximize Short Term Gain tax basis election
CP	Complex Position	MSL	Maximize Short Term Loss tax basis election
Ca	Cancelled	O	Opening Trade
Co	Corrected Trade	P	Partial Execution
Cx	Part or all of this transaction was a Crossing executed as dual agent by Broker for two Broker customers	PI	Price Improvement
ETF	ETF Creation/Redemption	Po	Interest or Dividend Accrual Posting
Ep	Resulted from an Expired Position	Pr	Part or all of this transaction was executed by the Exchange as a Crossing by Broker against a Broker affiliate and is therefore classified as a Principal and not an agency trade
Ex	Exercise	R	Dividend Reinvestment
FP	IB acted as agent for the fractional share portion of this trade, which was executed by an IB affiliate as principal.	RED	Redemption to Investor
FPA	IB acted as agent for both the fractional share portion and the whole share portion of this trade; the fractional share portion was executed by an IB Affiliate as principal.	RP	IB acted as agent for the fractional share portion of this trade, which was executed by an IB affiliate as riskless principal.
G	Trade in Guaranteed Account Segment	RPA	IB acted as agent for both the fractional share portion and the whole share portion of this trade; the fractional share portion was executed by an IB Affiliate as riskless principal.
GEA	Exercise or Assignment resulting from offsetting positions	Re	Interest or Dividend Accrual Reversal
HC	Highest Cost tax basis election	Ri	Reimbursement
HFI	Investment Transferred to Hedge Fund	SI	This order was solicited by Broker
HFR	Redemption from Hedge Fund	SL	Specific Lot tax basis election
I	Internal Transfer	SO	This order was marked as solicited by your Introducing Broker
IA	This transaction was executed against a Broker affiliate	SS	Customer designated this trade for shortened settlement and so is subject to execution at prices above the prevailing market
INV	Investment Transfer from Investor	ST	Short Term P/L
IPO	This transaction was executed as part of an IPO in which IB was a member of the selling group and is classified as a Principal trade.	T	Transfer
L	Ordered by Broker (Margin Violation)	Un	Unvested shares from stock grant



ASIC
Australian Securities & Investments Commission

ABN 86 768 265 615

Inquiries
www.asic.gov.au/invoices
1300 300 630

ASTODAY PTY LTD
17 HOCKIN ST WILLAGEE WA 6156

INVOICE STATEMENT

Issue date 18 Nov 21
ASTODAY PTY LTD

ACN 615 996 793
Account No. 22 615996793

Summary

Opening Balance	\$0.00
New items	\$56.00
Payments & credits	\$0.00
TOTAL DUE	\$56.00

- Amounts are not subject to GST. (Treasurer's determination - exempt taxes, fees and charges).
- Payment of your annual review fee will maintain your registration as an Australian company.

Transaction details are listed on the back of this page

Please pay

Immediately	\$0.00
By 18 Jan 22	\$56.00

If you have already paid please ignore this invoice statement.

- Late fees will apply if you do NOT
 - tell us about a change during the period that the law allows
 - bring your company or scheme details up to date within 28 days of the date of issue of the annual statement, or
 - pay your review fee within 2 months of the annual review date.
- Information on late fee amounts can be found on the ASIC website.



ASIC
Australian Securities & Investments Commission

PAYMENT SLIP
ASTODAY PTY LTD

paid 7/12/21

ACN 615 996 793 Account No: 22 615996793



22 615996793

TOTAL DUE	\$56.00
Immediately	\$0.00
By 18 Jan 22	\$56.00

Payment options are listed on the back of this payment slip



Billers Code: 17301
Ref: 2296159967936



*14 129 0002296159967936 23

From: Peter Bakker orders@mt.fattail.com.au
Subject: Good news — you've locked in this low price
Date: 16 November 2021 at 5:16 am
To: NRG2@iinet.net.au NRG2@IINET.NET.AU

PB



Order Confirmation

Dear COMPASS SUPERFUND SALLY RICHARDS,

Hi, Peter here.

Just a quick note to say that you've now renewed your subscription with me at ***First-Mover Algo Alert*** for another year — at the new, reduced fee of \$499. And you've also locked in that price for as long as you remain a subscriber.

It's great to have you on board for another year.

So thank you, I'm delighted.

By the way, when you signed up as a subscriber, you probably gave us your mobile number in order to receive the text messages.

If you didn't and would like to receive the texts, please get in touch with our customer service team on **1300 667 481** and let us know you're a *First-Mover Algo Alert* subscriber then give us your number. Or simply email us at support@fattail.com.au and we'll add your number right away.

I really would encourage you to do so as it's a great part of the system.

There's just one more thing to do: check your login details so you can access everything in our members' area.

First, you need to go to the Fat Tail Investment Research paid members' website.

Then when you've logged in to the site, have a good look around. You'll find everything I just told you about...plus a few bonuses!

Just click here to go there now:

Get Started Online Now

If you have any questions about this service, please feel free to call us on **1300 667 481**, or email us at support@fattail.com.au.

Good luck with your trading over the coming weeks!

Sincerely,



Chewie,
Editor, *First-Mover Algo Alert*

PS: If you've lost your password, you can't access the website, or you have any other questions, please contact us [here](#) or phone **1300 667 481**. If calling from overseas, dial +61 3 8657 3900. Customer service business hours are Monday to Friday, 9:00am–5:00pm AET. You can also write to us at 96-98 Bridport Street Albert Park, VIC 3206.

Your Order Information

Your Promotion Code is: **Q920XB00**

TAX INVOICE/RECEIPT	
Fat Tail Investment Research Pty Ltd ABN: 33 117 765 009	96-98 Bridport Street Albert Park, VIC 3206
To: COMPASS SUPERFUND SALLY RICHARDS 17 HOCKIN ST WILLAGEE, WESTERN AUS 6156	
GREAT DEAL \$499 One-year subscription to <i>First-Mover Algo Alert</i> Quantity: 1	
A\$ 499.00	
Total: A\$ 499.00 (incl. GST)	

Order Information

First Name: COMPASS SUPERFUND
Last Name: SALLY RICHARDS
Address 1: 17 HOCKIN ST
Address 2:
Country: AUSTRALIA
Zip/Postal Code: 6156
State: WESTERN AUS
City: WILLAGEE
Mobile No:
Email: NRG2@IINET.NET.AU

Payment Option

Secure Credit Card Online

Credit Card Information

MasterCard Card Number: XXXXXXXXXXXXX4478

Important:

If you have any questions about your subscription, or would like to change your email settings, please contact Fat Tail Investment Research Customer Services at support@fattail.com.au, or phone us at **1300 667 481** Monday-Friday 9:00am-5:00pm AET.

Copyright © 2005 – 2021. Fat Tail Investment Research Pty Ltd. All Rights Reserved.

Calculating Your Future Returns: It's important to remember that investing in shares can lose you some or all of your money. The potential gains in this letter are based on investing in Australian share markets and do not include taxes, brokerage commissions, or associated fees. Please seek independent financial advice regarding your particular situation.

Also, while useful for detecting patterns, the past is not a guide to future performance. The value of any investment, and the income derived from it, can go down as well as up.

Investments in foreign companies involve risk and may not be suitable for all investors. Specifically, changes in the rates of exchange between currencies may cause a divergence between your nominal gain and your currency-converted gain, making it possible to lose money once your total return is adjusted for currency.

For any investment, never invest more than you can afford to lose, and keep in mind the ultimate risk is that you can lose whatever you've invested. If in doubt of the suitability of an investment, please seek independent financial advice.

Fat Tail Investment Research Pty Ltd holds an Australian Financial Services Licence: 323 988.

ACN: 117 765 009 **ABN:** 33 117 765 009



TAX INVOICE

ASTODAY PTY LTD ATF:COMPASS SUPERFUND
17 Hockin St
WILLAGEE WA 6156
AUSTRALIA

Invoice Date
12 Jul 2021

Invoice Number
INV-0692

Reference
VALUATION

ABN
48 635 595 738

PERTH SAFETY
DEPOSIT BOXES
PTY LTD
PO Box 8288
SOUTH PERTH WA 6151
AUSTRALIA

Description	Quantity	Unit Price	GST	Amount AUD
Generation of Valuation Certificate: BULLION	1.00	80.00	10%	80.00
Generation of Valuation Certificate: X 3 PARCELS	1.00	150.00	10%	150.00
			Subtotal	230.00
			TOTAL GST 10%	23.00
			TOTAL AUD	253.00

Due Date: 12 Jul 2021

PAYMENT ADVICE: Personal Deposit Boxes

Payment is required immediately upon receipt of this invoice. Goods remain the property of Perth Safety Deposit Boxes Pty Ltd, and will be uninsured until the invoice is paid in full.

PAYMENT ADVICE: Self Managed Super Fund/ Trust Deposit Boxes

Payment is required immediately upon receipt of this invoice. Perth Safety Deposit Boxes Pty Ltd, will not be held accountable for any loss or damage; as the goods are uninsured until the invoice is paid in full

Thank you for your business

Bank Name: Westpac
Branch: South Shore Shopping Centre
Address: 81 Mends Street South Perth WA 6151
Swift Code: WPACAU2S
Account Name: Perth Safety Deposit Boxes Pty Ltd
BSB: 036 308
Account: 395146



TAX INVOICE

ASTODAY PTY LTD ATF:COMPASS SUPERFUND
17 Hockin St
WILLAGEE WA 6156
AUSTRALIA

Invoice Date
11 Aug 2021

Invoice Number
INV-0761

Reference
BOX 6.J (INSURANCE
INCREASE)

ABN
48 635 595 738

PERTH SAFETY
DEPOSIT BOXES
PTY LTD
PO Box 8288
SOUTH PERTH WA 6151
AUSTRALIA

Description	Quantity	Unit Price	GST	Amount AUD
INSURANCE INCREASE \$50,000.00 - \$100,000.00	1.00	81.82	10%	81.82
			Subtotal	81.82
			TOTAL GST 10%	8.18
			TOTAL AUD	90.00

Due Date: 13 Aug 2021

PAYMENT ADVICE: Personal Deposit Boxes

Payment is required immediately upon receipt of this invoice. Goods remain the property of Perth Safety Deposit Boxes Pty Ltd, and will be uninsured until the invoice is paid in full.

PAYMENT ADVICE: Self Managed Super Fund/ Trust Deposit Boxes

Payment is required immediately upon receipt of this invoice. Perth Safety Deposit Boxes Pty Ltd, will not be held accountable for any loss or damage; as the goods are uninsured until the invoice is paid in full

Thank you for your business

Bank Name: Westpac
Branch: South Shore Shopping Centre
Address: 81 Mends Street South Perth WA 6151
Swift Code: WPACAU2S
Account Name: Perth Safety Deposit Boxes Pty Ltd
BSB: 036 308
Account: 395146



TAX INVOICE

ASTODAY PTY LTD ATF:COMPASS SUPERFUND
17 Hockin St
WILLAGEE WA 6156
AUSTRALIA

Invoice Date
1 Jul 2021

Invoice Number
INV-0465

Reference
BOX 6.J

ABN
48 635 595 738

PERTH SAFETY
DEPOSIT BOXES
PTY LTD
PO Box 8288
SOUTH PERTH WA 6151
AUSTRALIA

Description	Quantity	Unit Price	GST	Amount AUD
RENEWAL BOX: Safety Deposit Box Rental Period:01/07/2021 - 30/06/2022 Contents Value:\$50,000 GOODS ARE INSURED UNDER PERTH SAFETY DEPOSIT BOX POLICY – REFER TO CERTIFICATE OF CURRENCY	1.00	545.45	10%	545.45
			Subtotal	545.45
			TOTAL GST 10%	54.55
			TOTAL AUD	600.00

Due Date: 1 Jul 2021

PAYMENT ADVICE: Personal Deposit Boxes

Payment is required immediately upon receipt of this invoice. Goods remain the property of Perth Safety Deposit Boxes Pty Ltd, and will be uninsured until the invoice is paid in full.

PAYMENT ADVICE: Self Managed Super Fund/ Trust Deposit Boxes

Payment is required immediately upon receipt of this invoice. Perth Safety Deposit Boxes Pty Ltd, will not be held accountable for any loss or damage; as the goods are uninsured until the invoice is paid in full

Thank you for your business

Bank Name: Westpac
Branch: South Shore Shopping Centre
Address: 81 Mends Street South Perth WA 6151
Swift Code: WPACAU2S
Account Name: Perth Safety Deposit Boxes Pty Ltd
BSB: 036 308
Account: 395146



Account Number 06 6163 10696889

Statement Period 8 Jun 2021 - 7 Dec 2021

Closing Balance \$404.93 CR

Enquiries 13 1998
 (24 hours a day, 7 days a week)



051

THE TRUSTEE
 17 HOCKIN ST
 WILLAGEE WA 6156

Direct Investment Account

If this account has an attached overdraft limit or facility and we send you a statement every 4 or 6 months, we will update your statement preference to every 3 months as part of changes made to the new Banking Code of Practice from 1 July 2019.

The Commonwealth Direct Investment Account is the preferred cash account for SMSF customers. Enjoy the convenience of managing your investments through NetBank and the CommBank app.

Name: ASTODAY PTY LTD AS TRUSTEES FOR COMPASS
 SUPERFUND


Note: Have you checked your statement today? It's easy to find out more information about each of your transactions by logging on to the CommBank App or NetBank. Should you have any questions on fees or see an error please contact us on the details above. Cheque proceeds are available when cleared.

The date of transactions shown here may be different on your other transaction lists (for example, the transaction list that appears on the CommBank app).

Date	Transaction	Debit	Credit	Balance
08 Jun	2021 OPENING BALANCE			\$2,384.00 CR
09 Jun	Transfer to xx8458 CommBank app PortPhillipPub Sub	597.00		\$1,787.00 CR
30 Jun	Transfer to other Bank NetBank Inv0465 Fee1yrBox	600.00		\$1,187.00 CR
30 Jun	Transfer from CommBank app Return PortPhilPub		597.00	\$1,784.00 CR
01 Jul	CREDIT INTEREST EARNED on this account to June 30, 2021 is \$36.92			
01 Jul	Transfer from CommBank app Retn nk PPhilPub		421.03	\$2,205.03 CR
05 Jul	Direct Credit 048950 Boss Access Acco IRAUD6000.00		6,000.00	\$8,205.03 CR
05 Jul	Direct Credit 048950 Boss Access Acco IRAUD10000.00		10,000.00	\$18,205.03 CR
07 Jul	INTERACTIVE BR AUS NetBank BPAY 216671 83079754200008 181068174 U7975420	6,000.00		\$12,205.03 CR
12 Jul	PERTH MINT SHOP NetBank BPAY 203943 9833989 983398 Kg silver3	3,572.25		\$8,632.78 CR
13 Jul	Transfer to xx8458 CommBank app Iphone12 in April	100.00		\$8,532.78 CR
19 Jul	Transfer To PerthSafetyDepositBx CommBank App Inv 0692. Compass SMSF	253.00		\$8,279.78 CR



** 5147.15977.1.2 ZZ258R3 0303 SL_R3_S911.D341.O.V06.00.34



Date	Transaction	Debit	Credit	Balance			
01 Aug	Credit Interest		0.13	\$8,279.91 CR			
11 Aug	Transfer To PerthSafetyDepositBx NetBank INV 0761 Compass Insurance i...	90.00		\$8,189.91 CR			
11 Aug	PERTH MINT SHOP NetBank BPAY 203943 9858556 Inv 985855	3,585.98		\$4,603.93 CR			
19 Sep	Transfer to other Bank CommBank app ADAXRKF	1,000.00		\$3,603.93 CR			
13 Oct	INTERACTIVE BR AUS NetBank BPAY 216671 83079754200008 190224858	2,000.00		\$1,603.93 CR			
25 Oct	Transfer to xx8458 CommBank app investmentAdvisory	99.00		\$1,504.93 CR			
12 Nov	Transfer from CommBank app Retn Investresarc		99.00	\$1,603.93 CR			
16 Nov	Transfer to xx8458 CommBank app F Mover Algo Alert	499.00		\$1,104.93 CR			
01 Dec	Transfer to xx8458 CommBank app Portfolio	500.00		\$604.93 CR			
01 Dec	Transfer to xx8458 CommBank app Portfolio	200.00		\$404.93 CR			
07 Dec	2021 CLOSING BALANCE			\$404.93 CR			
	Opening balance	-	Total debits	+	Total credits	=	Closing balance
	\$2,384.00 CR		\$19,096.23		\$17,117.16		\$404.93 CR

Your Credit Interest Rate Summary

Date	Balance	Standard Credit Interest Rate (p.a.)
07 Dec	Less than \$10,000.00	0.00%
	\$10,000.00 and over	0.05%

Note. Interest rates are effective as at the date shown but are subject to change.

Important Information:

We try to get things right the first time – but if we don't, we'll do what we can to fix it.
You can fix most problems simply by contacting us.

Write to: CBA Group Customer Relations, Reply Paid 41, Sydney NSW 2001

Tell us online: commbank.com.au/support/compliments-and-complaints.html

Call: 1800 805 605 (free call)

You can also contact the Australian Financial Complaints Authority, AFCA, an independent external dispute resolution body approved by ASIC - time limits may apply, visit AFCA, afca.org.au, website for more information.

Write to: Australian Financial Complaints Authority, GPO Box 3, Melbourne VIC 3001

Email: info@afca.org.au

Call: 1800 931 678, free call Monday to Friday 9am– 5pm, AEST





Account Number 06 6163 10696889

Statement Period 8 Dec 2021 - 7 Jun 2022

Closing Balance \$9,598.06 CR

Enquiries 13 1998
 (24 hours a day, 7 days a week)



051

THE TRUSTEE
 17 HOCKIN ST
 WILLAGEE WA 6156

Direct Investment Account

If this account has an attached overdraft limit or facility and we send you a statement every 4 or 6 months, we will update your statement preference to every 3 months as part of changes made to the new Banking Code of Practice from 1 July 2019.

The Commonwealth Direct Investment Account is the preferred cash account for SMSF customers. Enjoy the convenience of managing your investments through NetBank and the CommBank app.


Name: ASTODAY PTY LTD AS TRUSTEES FOR COMPASS SUPERFUND

Note: Have you checked your statement today? It's easy to find out more information about each of your transactions by logging on to the CommBank App or NetBank. Should you have any questions on fees or see an error please contact us on the details above. Cheque proceeds are available when cleared.

The date of transactions shown here may be different on your other transaction lists (for example, the transaction list that appears on the CommBank app).

Date	Transaction	Debit	Credit	Balance
08 Dec	2021 OPENING BALANCE			\$404.93 CR
09 Dec	TAX OFFICE PAYMENTS NetBank BPAY 75556 002009936389255121 Tax Compass SMSF	180.90		\$224.03 CR
09 Dec	Transfer from NetBank ASIC Astoday Pty		56.00	\$280.03 CR
09 Dec	Transfer from NetBank Portfolio returned		200.00	\$480.03 CR
09 Dec	Transfer to xx8458 NetBank ASIC paid by me	56.00		\$424.03 CR
01 Feb	Transfer to xx8458 CommBank app Shingrix	330.00		\$94.03 CR
03 Feb	Transfer from CommBank app Shingrix Vacc		330.00	\$424.03 CR
15 Mar	Transfer from NetBank refund canon ink		74.03	\$498.06 CR
17 Mar	Transfer from NetBank Returned 4 iphone		100.00	\$598.06 CR
17 Mar	Transfer from NetBank 26 Aug 2020 return		2,000.00	\$2,598.06 CR
13 Apr	1/ASTODAY PTY LTD ATF COMPASS SUP REF 2022041300017488 /RFB/WITHDRAWAL		7,000.00	\$9,598.06 CR





Date	Transaction	Debit	Credit	Balance
11 May	Transfer to xx8458 CommBank app AHPRA	180.00		\$9,418.06 CR
11 May	Transfer from CommBank app AHPRA		180.00	\$9,598.06 CR
07 Jun 2022	CLOSING BALANCE			\$9,598.06 CR

Opening balance	-	Total debits	+	Total credits	=	Closing balance
\$404.93 CR		\$746.90		\$9,940.03		\$9,598.06 CR

Your Credit Interest Rate Summary

Date	Balance	Standard Credit Interest Rate (p.a.)
07 Jun	Less than \$10,000.00	0.00%
	\$10,000.00 and over	0.15%

Note. Interest rates are effective as at the date shown but are subject to change.

Important Information:

We try to get things right the first time – but if we don't, we'll do what we can to fix it. You can fix most problems simply by contacting us.
 Write to: CBA Group Customer Relations, Reply Paid 41, Sydney NSW 2001
 Tell us online: commbank.com.au/support/compliments-and-complaints.html
 Call: 1800 805 605 (free call)

You can also contact the Australian Financial Complaints Authority, AFCA, an independent external dispute resolution body approved by ASIC - time limits may apply, visit AFCA, afca.org.au, website for more information.
 Write to: Australian Financial Complaints Authority, GPO Box 3, Melbourne VIC 3001
 Email: info@afca.org.au
 Call: 1800 931 678, free call Monday to Friday 9am– 5pm, AEST

ASTODAY PTY LTD AS TRUSTEES FOR COMPASS
SUPERFUND
17 HOCKIN ST
WILLAGEE WA Australia 6156

13 August 2022

Dear ASTODAY PTY LTD AS TRUSTEES FOR COMPASS SUPERFUND,
Here's your account information and a list of transactions from 01/06/22-30/06/22.

Account name ASTODAY PTY LTD AS TRUSTEES FOR COMPASS SUPERFUND
BSB 066163
Account number 10696889
Account type CDIA
Date opened 07/12/2016

Date	Transaction details	Amount	Balance
29 Jun 2022	Transfer To PerthSafetyDepositBx CommBank App Inv 1228 Box 6J	-\$600.00	\$8,998.06
30 Jun 2022	Transfer to xx8458 CommBank app Shoe	-\$199.00	\$8,799.06
30 Jun 2022	Transfer from NetBank Work shoes	\$199.00	\$8,998.06

Any pending transactions haven't been included in this list. Proceeds of cheques aren't available until cleared.

If you have questions or need more information, go to commbank.com.au/support.

Yours sincerely,



Brian Moseley
General Manager, Retail Customer Service



VALUATION CERTIFICATE

Client's name: ASTODAY PTY LTD ATF: COMPAS SUPERFUND

Date: 30/06/2022

Spot prices as at close of Trade 30/06/2022

XAU: \$2641.00	XAG: \$30.00	XPT:	XRH:
----------------	--------------	------	------

GOLD

Qty	Item	Troy Oz	Value UAD
4	1oz Gold Cast Perth Mint Bars 99.99%	4	\$10,564.00
1	1oz 2021 Golden Eagle Nugget Gold Coin 99.9%	1	\$2641.00
1	1 oz 2021 Super Pit Gold Coin 9999	1	\$2641.00
1	½ oz 2022 Kangaroo Gold Coin 9999	½	\$1,320.50

Total: \$17,166.50

Silver

4	1 kg Silver Cast Perth Mint bar 99.9%	128.60	\$3,858.00
2	10oz Silver Cast Perth Mint Bar	20	\$600.00

Total: \$4,458.00

We do not appraise or attempt to affix a value to coins. Investment grade bullion is calculated by multiplying the total number of troy ounces by the relevant spot price.

To the best of my knowledge, this is a true and accurate statement.
This statement does not contain financial advice or opinions.

VALUATION CERTIFICATE

Client's name: ASTODAY PTY LTD ATF: COMPAS SUPERFUND

Date: 30/06/2022

Natural Argyle Pink Diamond – PINK/1337

1 x Round Brilliant Cut

Weight: 0.10ct

6P SIAV

Argyle Certificate:376517

Insurance Replacement \$17,200.00

Natural Argyle Pink Diamond – PINK/1347

1 x Round Brilliant Cut

Weight: 0.10ct

6P SIAV

Argyle Certificate:392546

Insurance Replacement \$17,200.00

Natural Argyle Pink Diamond – PINK/1914

10 x Round Brilliant Cut

Weight: 0.150ct

6PP SIAV

Argyle Lot: 380803

Insurance Replacement \$9,050.00

Phyllis Soklich, F.G.A.A

For Soklich & Company

30th June 2022



Tax Summary 2022

Statement Date: **05 Jul 2022**

Account Name: **Astoday Pty Ltd atf Compass Superfund**

Account Address: **17 Hockin St ,Willagee, Perth, Western Australia WA 6156, Australia**

Your Estimated Taxable Gain or Loss



Currency	Gain or Loss	Amount (AUD)	Unprocessed Volume	Date
BTC	Loss	\$810.91	0.00000000	30 Jun 2022
ETH	Gain	\$3,278.18	0.00000000	30 Jun 2022
XRP		\$0.00	0.000000	30 Jun 2022
ADA	Gain	\$86.31	0.000000	30 Jun 2022
AAVE	Loss	\$1,151.63	0.000000	30 Jun 2022
COMP	Loss	\$703.68	0.00000000	30 Jun 2022
DAI	Loss	\$1.48	0.000000	30 Jun 2022
DOT	Gain	\$167.25	0.000000	30 Jun 2022
EOS		\$0.00	0.000000	30 Jun 2022
GRT	Loss	\$217.07	0.000000	30 Jun 2022
KNCL		\$0.00	0.000000	30 Jun 2022
LINK	Loss	\$27.26	0.000000	30 Jun 2022
LTC	Loss	\$200.85	0.00000000	30 Jun 2022
MATIC	Gain	\$1.12	0.000000	30 Jun 2022
MKR	Loss	\$249.77	0.00000000	30 Jun 2022
OMG		\$0.00	0.000000	30 Jun 2022



Independent Reserve

The Cryptocurrency Exchange

PMGT	Gain	\$19.80	0.00000	30 Jun 2022
REP		\$0.00	0.0000	30 Jun 2022
SNX	Loss	\$148.55	0.00000	30 Jun 2022
UNI	Loss	\$223.35	0.00000	30 Jun 2022
XLM		\$0.00	0.00000	30 Jun 2022
YFI		\$0.00	0.00000000	30 Jun 2022
ZRX	Loss	\$239.57	0.00000	30 Jun 2022
Total	Loss	\$421.46		

This Estimator provides an indication of the amount of capital gains tax (CGT) you may be required to pay for the year ended 30 Jun 2022. Please refer to the General Disclaimer below. See section on "Cryptocurrency as an investment" for information on the CGT discount. "Unprocessed Volume" refers to cryptocurrency volume for which there is no corresponding bid, and therefore not included in the Estimator calculation.

End of Year Balances as at 30 Jun 2022

Currency	Amount	Value (AUD)
AUD	1,588.51	\$1,588.51
USD	0.00	\$0.00
NZD	0.00	\$0.00
SGD	0.00	\$0.00
BTC	0.11095109	\$3,031.40
ETH	3.27700000	\$4,784.45
XRP	0.00000	\$0.00
USDT	0.00000	\$0.00
ADA	0.00000	\$0.00
AAVE	2.00000	\$154.75
BAT	0.00000	\$0.00
BCH	0.00000000	\$0.00
BSV	0.00000000	N/A
COMP	2.00000000	\$138.06
DAI	0.00000	\$0.00
DOGE	0.00000	\$0.00
DOT	0.00000	\$0.00
EOS	0.0000	\$0.00
ETC	0.00000000	\$0.00
GNT	0.00000	N/A
GRT	0.00000	\$0.00
KNCL	0.00000	N/A
LINK	11.0000	\$94.38
LTC	8.00000000	\$582.40
MANA	0.00000	\$0.00
MATIC	0.00000	\$0.00
MKR	0.24000000	\$216.00

Currency	Amount	Value (AUD)
OMG	0.00000	\$0.00
PLA	0.00000	N/A
PMGT	3.00000	\$7,992.75
REP	0.0000	N/A
SAND	0.00000	\$0.00
SNX	8.00000	\$40.79
SOL	0.00000	\$0.00
UNI	17.00000	\$114.53
USDC	0.00000	\$0.00
XLM	0.00000	\$0.00
YFI	0.00000000	\$0.00
ZRX	0.00000	\$0.00
Total		\$18,738.04

\$18,738.04 - 1588.51 = 17,149.53

Fees and Earnings

Fees	Net (AUD)	GST (AUD)	Gross (AUD)
Deposit Fees	\$0.00	\$0.00	\$0.00
Withdrawal Fees	\$0.00	\$0.00	\$0.00
Statement Fees	\$45.40	\$4.54	\$49.95
Brokerage Fees	\$256.09	\$25.60	\$281.70
Total	\$301.50	\$30.15	\$331.65
Earnings	Net (AUD)	GST (AUD)	Gross (AUD)
Referrals Earned	\$0.00	\$0.00	\$0.00

Transaction Details

* Indicates an external trade.

All trades in USD and NZD are converted to AUD at the FX rate at the time of the trade.

Date	Type	Currency	Brokerage (AUD)	Quantity	Price (AUD)
30 Jun 2022	Limit Buy	ETH	1.90500000	0.25000000	1,524.00000000
29 Jun 2022	Limit Buy	BTC	0.72572500	0.00500000	29,029.00000000
27 Jun 2022	Limit Buy	BTC	0.45225000	0.00300000	30,150.00000000
26 Jun 2022	Limit Buy	LINK	0.14250000	3.0000	9.50000000
24 Jun 2022	Limit Buy	LINK	0.10300000	2.0000	10.30000000
04 Jun 2022	Limit Sell	BTC	3.12360000	0.01520000	41,100.00000000
17 May 2022	Limit Sell	BTC	2.87903905	0.01335981	43,100.00000000
09 May 2022	Limit Buy	AAVE	0.82500000	1.00000	165.00000000
05 May 2022	Limit Buy	BTC	0.51600000	0.00200000	51,600.00000000
26 Apr 2022	Limit Buy	LTC	0.04926713	0.07192282	137.00000000
26 Apr 2022	Limit Buy	LTC	0.63573286	0.92807718	137.00000000
26 Apr 2022	Limit Buy	LTC	0.16011250	0.23204711	138.00000000
26 Apr 2022	Limit Buy	LTC	0.52988749	0.76795289	138.00000000
26 Apr 2022	Limit Buy	LTC	0.28919780	0.41611195	139.00000000
26 Apr 2022	Limit Buy	LTC	0.40580219	0.58388805	139.00000000
26 Apr 2022	Limit Buy	MKR	0.56803200	0.24000000	2,366.80000000
26 Apr 2022	Limit Buy	SNX	0.06634400	8.00000	8.29300000
26 Apr 2022	Limit Buy	LTC	0.11938728	0.17055327	140.00000000
26 Apr 2022	Limit Buy	COMP	0.35100000	2.00000000	175.50000000
26 Apr 2022	Limit Buy	LTC	0.63372861	0.90532659	140.00000000
26 Apr 2022	Limit Buy	LTC	0.55548656	0.79355223	140.00000000
26 Apr 2022	Limit Buy	LTC	0.47361218	0.67658883	140.00000000
26 Apr 2022	Limit Buy	LTC	0.62404125	0.89148751	140.00000000



Independent Reserve

The Cryptocurrency Exchange

Date	Type	Currency	Brokerage (AUD)	Quantity	Price (AUD)
26 Apr 2022	Limit Buy	LTC	0.53809732	0.76871047	140.00000000
26 Apr 2022	Limit Buy	LTC	0.55564677	0.79378110	140.00000000
26 Apr 2022	Limit Buy	UNI	1.00980000	17.00000	11.88000000
26 Apr 2022	Limit Buy	LINK	0.54060000	6.0000	18.02000000
26 Apr 2022	Limit Buy	BTC	2.24752000	0.00800000	56,188.00000000
26 Apr 2022	Limit Buy	ETH	6.65278400	0.32000000	4,157.99000000
26 Apr 2022	Limit Buy	ETH	17.25304400	0.83000000	4,157.36000000
26 Apr 2022	Limit Buy	AAVE	1.25500000	1.00000	251.00000000
13 Apr 2022	Limit Sell	PMGT	11.96677350	0.90486	2,645.00000000
13 Apr 2022	Limit Sell	PMGT	13.20992350	0.99886	2,645.00000000
13 Apr 2022	Limit Sell	PMGT	0.00489325	0.00037	2,645.00000000
13 Apr 2022	Limit Sell	PMGT	0.99491675	0.07523	2,645.00000000
12 Apr 2022	Limit Sell	PMGT	0.22376700	0.01692	2,645.00000000
12 Apr 2022	Limit Sell	PMGT	0.04972600	0.00376	2,645.00000000
31 Mar 2022	Limit Buy	BTC	3.10000000	0.01000000	62,000.00000000
28 Mar 2022	Limit Buy	BTC	1.56015000	0.00500000	62,406.00000000
19 Mar 2022	Limit Sell	UNI	0.92524900	14.23460	13.00000000
18 Mar 2022	Limit Buy	PMGT	1.30729500	0.09900	2,641.00000000
17 Mar 2022	Limit Buy	PMGT	0.01320500	0.00100	2,641.00000000
17 Mar 2022	Limit Sell	UNI	0.04975100	0.76540	13.00000000
12 Mar 2022	Limit Sell	AAVE	4.95000000	6.00000	165.00000000
11 Mar 2022	Limit Sell	DAI	0.06850000	10.00000	1.37000000
11 Mar 2022	Limit Sell	ZRX	0.00000020	0.00006	0.68000000
10 Mar 2022	Limit Sell	MKR	2.67863750	0.23000000	2,329.25000000
10 Mar 2022	Limit Sell	GRT	0.19140000	88.00000	0.43500000
10 Mar 2022	Limit Buy	BTC	2.68000000	0.01000000	53,600.00000000
10 Mar 2022	Limit Sell	ZRX	1.27555590	375.16350	0.68000000
10 Mar 2022	Limit Sell	ZRX	0.42444389	124.83644	0.68000000
10 Mar 2022	Limit Sell	SNX	0.24400000	8.00000	6.10000000

Date	Type	Currency	Brokerage (AUD)	Quantity	Price (AUD)
10 Mar 2022	Limit Buy	BTC	1.34025800	0.00500000	53,610.32000000
10 Mar 2022	Limit Sell	LTC	0.14010000	0.20000000	140.10000000
10 Mar 2022	Limit Sell	LTC	0.56076000	0.80000000	140.19000000
10 Mar 2022	Limit Sell	LTC	0.18594720	0.26640001	139.59999998
10 Mar 2022	Limit Sell	LTC	6.09605279	8.73359999	139.60000000
10 Mar 2022	Limit Sell	ADA	0.05462500	10.00000	1.09250000
10 Mar 2022	Limit Sell	LINK	0.36000000	4.0000	18.00000000
10 Mar 2022	Limit Sell	GRT	0.26100000	120.00000	0.43500000
10 Mar 2022	Limit Sell	COMP	0.00006631	0.00010006	132.54997002
10 Mar 2022	Limit Sell	COMP	1.31402309	1.98268290	132.55000000
10 Mar 2022	Limit Sell	COMP	0.00480785	0.00725440	132.55000000
21 Feb 2022	Limit Buy	BTC	0.67883400	0.00261090	52,000.00000000
01 Feb 2022	Limit Buy	UNI	0.39750000	5.00000	15.90000000
01 Feb 2022	Limit Buy	LINK	0.12500000	1.0000	25.00000000
27 Jan 2022	Limit Buy	ETH	0.35000000	0.02000000	3,500.00000000
26 Jan 2022	Limit Buy	LINK	0.10500000	1.0000	21.00000000
25 Jan 2022	Limit Buy	BTC	2.55040000	0.01000000	51,008.00000000
18 Jan 2022	Limit Buy	BTC	2.32000000	0.00800000	58,000.00000000
07 Jan 2022	Limit Buy	BTC	2.32000000	0.00800000	58,000.00000000
06 Jan 2022	Limit Buy	MKR	0.45900000	0.03000000	3,060.00000000
05 Jan 2022	Limit Buy	AAVE	1.54000000	1.00000	308.00000000
05 Jan 2022	Limit Buy	ETH	4.84200000	0.20000000	4,842.00000000
30 Dec 2021	Limit Buy	BTC	1.59250000	0.00500000	63,700.00000000
29 Dec 2021	Limit Buy	MKR	1.75000000	0.10000000	3,500.00000000
28 Dec 2021	Limit Buy	ZRX	2.87500000	500.00000	1.15000000
25 Dec 2021	Limit Buy	BTC	1.75527500	0.00500000	70,211.00000000
25 Dec 2021	Limit Sell	PMGT	1.24650000	0.10000	2,493.00000000
21 Dec 2021	Limit Buy	BTC	1.64170000	0.00500000	65,668.00000000
15 Dec 2021	Limit Buy	BTC	0.27004000	0.00080000	67,510.00000000



Independent Reserve

The Cryptocurrency Exchange

Date	Type	Currency	Brokerage (AUD)	Quantity	Price (AUD)
13 Dec 2021	Limit Buy	BTC	2.43750000	0.00750000	65,000.00000000
13 Dec 2021	Limit Buy	GRT	0.45750000	100.00000	0.91500000
09 Dec 2021	Limit Buy	ETH	5.92000000	0.20000000	5,920.00000000
05 Dec 2021	Limit Buy	BTC	3.57400000	0.01000000	71,480.00000000
04 Dec 2021	Limit Buy	AAVE	2.09541381	1.25062	335.10000000
03 Dec 2021	Limit Buy	ETH	6.04500000	0.20000000	6,045.00000000
03 Dec 2021	Limit Buy	AAVE	1.25558619	0.74938	335.10000000
02 Dec 2021	Limit Buy	BTC	4.33349360	0.01082183	80,088.00000000
02 Dec 2021	Limit Buy	BTC	0.47178639	0.00117817	80,088.00000000
18 Nov 2021	Limit Buy	BTC	3.92900000	0.01000000	78,580.00000000
16 Nov 2021	Limit Buy	BTC	1.54470000	0.00380000	81,300.00000000
16 Nov 2021	Limit Buy	MKR	2.00350000	0.10000000	4,007.00000000
16 Nov 2021	Limit Buy	AAVE	2.03000000	1.00000	406.00000000
16 Nov 2021	Limit Buy	AAVE	2.04250000	1.00000	408.50000000
16 Nov 2021	Limit Buy	ETH	6.13800000	0.20000000	6,138.00000000
15 Nov 2021	Limit Buy	LINK	0.44000000	2.0000	44.00000000
15 Nov 2021	Limit Buy	UNI	1.67900000	10.00000	33.58000000
14 Nov 2021	Limit Buy	ETH	4.98553500	0.15700000	6,351.00000000
06 Nov 2021	Limit Buy	COMP	2.35000000	1.00000000	470.00000000
03 Nov 2021	Limit Buy	BTC	0.03589064	0.00008456	84,888.00000000
03 Nov 2021	Limit Buy	BTC	1.57698135	0.00371544	84,888.00000000
26 Oct 2021	Limit Sell	COMP	0.49761145	0.20996264	474.00000000
07 Oct 2021	Limit Sell	MKR	1.38343500	0.07100000	3,897.00000000
06 Oct 2021	Limit Sell	DOT	0.08242960	0.37400	44.08000000
06 Oct 2021	Limit Sell	AAVE	0.21700000	0.10000	434.00000000
06 Oct 2021	Limit Sell	AAVE	0.65100000	0.30000	434.00000000
06 Oct 2021	Limit Sell	DOT	2.12157040	9.62600	44.08000000
06 Oct 2021	Limit Sell	AAVE	0.65100000	0.30000	434.00000000
06 Oct 2021	Limit Sell	AAVE	0.65100000	0.30000	434.00000000

Date	Type	Currency	Brokerage (AUD)	Quantity	Price (AUD)
06 Oct 2021	Limit Sell	ADA	1.28000000	80.00000	3.20000000
06 Oct 2021	Limit Sell	DAI	0.62100000	90.00000	1.38000000
06 Oct 2021	Limit Sell	ETH	23.75492436	0.99601360	4,770.00000000
06 Oct 2021	Limit Sell	ETH	0.09507564	0.00398640	4,770.00000000
05 Oct 2021	Limit Sell	LTC	1.20000000	1.00000000	240.00000000
05 Oct 2021	Limit Sell	ETH	13.70491831	0.57508784	4,766.19999999
05 Oct 2021	Limit Sell	LINK	2.79075000	15.0000	37.21000000
05 Oct 2021	Limit Sell	BTC	5.56372800	0.01620000	68,688.00000000
05 Oct 2021	Limit Sell	MATIC	0.16470000	18.00000	1.83000000
05 Oct 2021	Limit Sell	ETH	5.35988168	0.22491216	4,766.20000000
05 Oct 2021	Limit Sell	ETH	4.76620000	0.20000000	4,766.20000000
05 Oct 2021	Limit Sell	LTC	1.16440000	1.00000000	232.88000000
05 Oct 2021	Limit Sell	AAVE	2.12500000	1.00000	425.00000000
04 Oct 2021	Limit Buy	BTC	0.65464990	0.00200000	65,464.99000000
26 Sep 2021	Limit Buy	DAI	0.69000000	100.00000	1.38000000
26 Sep 2021	Limit Buy	BTC	1.45015000	0.00500000	58,006.00000000
24 Sep 2021	Limit Buy	AAVE	2.02900000	1.00000	405.80000000
21 Sep 2021	Limit Buy	BTC	1.45295000	0.00500000	58,118.00000000
13 Sep 2021	Limit Sell	SNX	0.16952000	2.00000	16.95200000
13 Sep 2021	Limit Buy	MATIC	0.15750000	18.00000	1.75000000
12 Sep 2021	Limit Buy	ETH	2.32500000	0.10000000	4,650.00000000
11 Sep 2021	Limit Sell	PMGT	1.22250000	0.10000	2,445.00000000
11 Sep 2021	Limit Buy	BTC	1.28898000	0.00420000	61,380.00000000
13 Aug 2021	Limit Sell	GRT	0.62500000	100.00000	1.25000000
03 Aug 2021	Limit Sell	BTC	2.88420000	0.01100000	52,440.00000000
24 Jul 2021	Limit Sell	BTC	5.67399950	0.02456915	46,188.00000000
24 Jul 2021	Limit Sell	BTC	0.09950049	0.00043085	46,188.00000000
21 Jul 2021	Limit Buy	BTC	5.38062500	0.02500000	43,045.00000000
20 Jul 2021	Limit Sell	COMP	0.00022750	0.00010000	455.00000000

Date	Type	Currency	Brokerage (AUD)	Quantity	Price (AUD)
19 Jul 2021	Limit Sell	COMP	1.13727250	0.49990000	455.00000000
01 Jul 2021	Limit Sell	MKR	0.05250000	0.00300000	3,500.00000000
01 Jul 2021	Limit Sell	MKR	0.98000000	0.05600000	3,500.00000000
27 Jun 2021	Limit Sell	BTC	7.69790000	0.03500000	43,988.00000000
27 Jun 2021	Limit Sell	LTC	0.83500000	1.00000000	167.00000000
27 Jun 2021	Limit Sell	ETH	5.98930000	0.50000000	2,395.72000000
23 Jun 2021	Limit Buy	SNX	0.08805000	2.00000	8.80500000
22 Jun 2021	Limit Buy	ETH	5.75000000	0.50000000	2,300.00000000
22 Jun 2021	Limit Buy	LTC	0.75500000	1.00000000	151.00000000
22 Jun 2021	Limit Buy	PMGT	5.90750000	0.50000	2,363.00000000
21 Jun 2021	Limit Buy	MKR	0.87026098	0.05782465	3,010.00000000
21 Jun 2021	Limit Buy	BTC	4.28100000	0.02000000	42,810.00000000
21 Jun 2021	Limit Buy	MKR	0.33373901	0.02217535	3,010.00000000
21 Jun 2021	Limit Buy	BTC	3.24997500	0.01500000	43,333.00000000
21 Jun 2021	Limit Buy	ETH	6.89500000	0.50000000	2,758.00000000
21 Jun 2021	Limit Buy	BTC	2.51355500	0.01100000	45,701.00000000
21 Jun 2021	Limit Buy	ETH	14.40500000	1.00000000	2,881.00000000
20 Jun 2021	Limit Buy	MKR	0.87000000	0.05000000	3,480.00000000
18 Jun 2021	Limit Buy	COMP	0.92000000	0.50000000	368.00000000
15 Jun 2021	Limit Buy	AAVE	1.54000000	1.00000	308.00000000
12 Jun 2021	Limit Buy	DOT	0.65000000	5.00000	26.00000000
10 Jun 2021	Limit Buy	ADA	0.17910000	90.00000	1.99000000
08 Jun 2021	Limit Sell	ETH	16.22900000	1.00000000	3,245.80000000
08 Jun 2021	Limit Sell	LTC	6.10920000	6.00000000	203.64000000
08 Jun 2021	Limit Sell	ETH	16.14500000	1.00000000	3,229.00000000
08 Jun 2021	Limit Sell	DOT	0.68550250	5.00000	27.42010000
08 Jun 2021	Limit Sell	ETH	11.24600015	0.69329882	3,244.20000000
08 Jun 2021	Limit Sell	ETH	4.97499984	0.30670118	3,244.20000000
08 Jun 2021	Limit Sell	LTC	2.03600000	2.00000000	203.60000000



Independent Reserve

The Cryptocurrency Exchange

Date	Type	Currency	Brokerage (AUD)	Quantity	Price (AUD)
08 Jun 2021	Limit Sell	BTC	9.20081858	0.04244899	43,350.00000000
08 Jun 2021	Limit Sell	BTC	0.33618141	0.00155101	43,350.00000000
04 Jun 2021	Limit Sell	ETH	8.56652500	0.50000000	3,426.61000000
03 Jun 2021	Limit Sell	BTC	2.47795000	0.01000000	49,559.00000000
31 May 2021	Limit Sell	ETH	16.60000000	1.00000000	3,320.00000000
28 May 2021	Limit Buy	GRT	0.50675000	100.00000	1.01350000
28 May 2021	Limit Buy	BTC	6.18225000	0.02500000	49,458.00000000
28 May 2021	Limit Buy	BTC	2.22696000	0.00900000	49,488.00000000
28 May 2021	Limit Buy	BTC	2.47440000	0.01000000	49,488.00000000
28 May 2021	Limit Buy	ETH	8.80072500	0.50000000	3,520.29000000
25 May 2021	Limit Buy	ETH	16.44500000	1.00000000	3,289.00000000
25 May 2021	Limit Buy	ETH	8.25000000	0.50000000	3,300.00000000
25 May 2021	Limit Buy	DOT	0.70000000	5.00000	28.00000000
25 May 2021	Limit Buy	AAVE	2.35000000	1.00000	470.00000000
25 May 2021	Limit Buy	COMP	2.56750000	1.00000000	513.50000000
25 May 2021	Limit Buy	BTC	2.46370000	0.01000000	49,274.00000000
25 May 2021	Limit Buy	ETH	16.70695000	1.00000000	3,341.39000000
20 May 2021	Limit Sell	ETH	9.32000000	0.50000000	3,728.00000000
19 May 2021	Limit Sell	BTC	1.45107750	0.00570000	50,915.00000000
19 May 2021	Limit Buy	SNX	0.07950000	1.00000	15.90000000
19 May 2021	Limit Buy	LTC	1.12000000	1.00000000	224.00000000
19 May 2021	Limit Buy	COMP	0.58800000	0.20000000	588.00000000
19 May 2021	Limit Buy	LINK	0.01673325	0.0999	33.50000000
19 May 2021	Limit Buy	LINK	1.65826675	9.9001	33.50000000
19 May 2021	Limit Buy	LINK	0.35500000	2.0000	35.50000000
19 May 2021	Limit Buy	LINK	0.55500000	3.0000	37.00000000
19 May 2021	Limit Buy	ETH	8.33250000	0.50000000	3,333.00000000
18 May 2021	Limit Sell	LTC	2.00000000	1.00000000	400.00000000
17 May 2021	Limit Sell	COMP	0.00044750	0.00010000	895.00000000



Independent Reserve

The Cryptocurrency Exchange

Date	Type	Currency	Brokerage (AUD)	Quantity	Price (AUD)
17 May 2021	Limit Sell	COMP	4.47455250	0.99990000	895.00000000
17 May 2021	Limit Sell	XLM	0.00000044	0.00010	0.89800000
17 May 2021	Limit Sell	XLM	0.42205955	93.99990	0.89800000
17 May 2021	Limit Sell	DOT	1.28750000	5.00000	51.50000000
17 May 2021	Limit Sell	ETH	22.21368164	0.98947357	4,490.00000000
17 May 2021	Limit Sell	ETH	0.23631835	0.01052643	4,490.00000000
15 May 2021	Limit Sell	XLM	0.00000092	0.00020	0.92000000
15 May 2021	Limit Sell	XLM	0.43239908	93.99980	0.92000000
13 May 2021	Limit Buy	BTC	1.22016000	0.00400000	61,008.00000000
12 May 2021	Limit Sell	AAVE	3.80000000	1.00000	760.00000000
12 May 2021	Limit Sell	AAVE	0.23560560	0.06849	688.00000000
25 Apr 2021	Limit Buy	XLM	0.50346400	188.00000	0.53560000
25 Apr 2021	Limit Buy	BTC	0.54967800	0.00170000	64,668.00000000
23 Apr 2021	Limit Buy	DOT	0.57000000	3.00000	38.00000000
06 Apr 2021	Limit Sell	OMG	0.00001035	0.00018	11.50000000
06 Apr 2021	Limit Sell	OMG	0.57498965	9.99982	11.50000000
05 Apr 2021	Limit Buy	PMGT	11.31500000	1.00000	2,263.00000000
05 Apr 2021	Limit Buy	PMGT	5.27752300	0.46498	2,270.00000000
05 Apr 2021	Limit Buy	PMGT	0.61085700	0.05382	2,270.00000000
03 Apr 2021	Limit Buy	PMGT	0.33630050	0.02963	2,270.00000000
03 Apr 2021	Limit Buy	PMGT	1.28141500	0.11290	2,270.00000000
03 Apr 2021	Limit Buy	PMGT	1.25633150	0.11069	2,270.00000000
03 Apr 2021	Limit Sell	GRT	0.05100000	4.00000	2.55000000
02 Apr 2021	Limit Buy	PMGT	0.17127150	0.01509	2,270.00000000
02 Apr 2021	Limit Buy	PMGT	1.81327600	0.15976	2,270.00000000
02 Apr 2021	Limit Sell	AAVE	0.81760000	0.32000	511.00000000
02 Apr 2021	Limit Sell	AAVE	1.73740000	0.68000	511.00000000
02 Apr 2021	Limit Sell	XLM	0.22330000	77.00000	0.58000000
02 Apr 2021	Limit Sell	XLM	0.29000000	100.00000	0.58000000



Independent Reserve

The Cryptocurrency Exchange

Date	Type	Currency	Brokerage (AUD)	Quantity	Price (AUD)
01 Apr 2021	Limit Sell	KNCL	0.46625000	25.00000	3.73000000
01 Apr 2021	Limit Buy	PMGT	0.60302550	0.05313	2,270.0000000
01 Apr 2021	Limit Sell	ETH	1.29400000	0.10000000	2,588.0000000
01 Apr 2021	Limit Sell	COMP	1.49750000	0.50000000	599.0000000
31 Mar 2021	Limit Sell	ETH	25.25000000	2.00000000	2,525.0000000
31 Mar 2021	Limit Sell	AAVE	2.44000000	1.00000	488.0000000
31 Mar 2021	Limit Sell	BTC	9.27096000	0.02400000	77,258.0000000
23 Mar 2021	Limit Buy	DOT	0.46000000	2.00000	46.0000000
22 Mar 2021	Limit Buy	COMP	3.66000000	1.50000000	488.0000000
22 Mar 2021	Limit Buy	BTC	1.46000000	0.00400000	73,000.0000000
22 Mar 2021	Limit Buy	PMGT	5.62000000	0.50000	2,248.0000000
22 Mar 2021	Limit Buy	AAVE	2.35500000	1.00000	471.0000000
22 Mar 2021	Limit Buy	BTC	5.54250000	0.01500000	73,900.0000000
17 Mar 2021	Limit Sell	KNCL	0.26250000	15.00000	3.5000000
13 Mar 2021	Limit Buy	GRT	0.22000000	100.00000	2.2000000
11 Mar 2021	Limit Sell	BTC	3.72500000	0.01000000	74,500.0000000
10 Mar 2021	Limit Sell	BTC	3.60000000	0.01000000	72,000.0000000
09 Mar 2021	Limit Sell	BTC	3.55000000	0.01000000	71,000.0000000
09 Mar 2021	Limit Sell	BTC	3.45000000	0.01000000	69,000.0000000
08 Mar 2021	Limit Sell	BTC	3.40000000	0.01000000	68,000.0000000
08 Mar 2021	Limit Sell	BTC	3.34440000	0.01000000	66,888.0000000
07 Mar 2021	Limit Sell	BTC	3.30000000	0.01000000	66,000.0000000
07 Mar 2021	Limit Sell	BTC	3.17943888	0.00975288	65,200.0000000
07 Mar 2021	Limit Sell	BTC	0.08056112	0.00024712	65,200.0000000
07 Mar 2021	Limit Sell	DOT	0.24100000	5.00000	48.2000000
04 Mar 2021	Limit Sell	ETH	10.11000000	1.00000000	2,022.0000000
04 Mar 2021	Limit Buy	AAVE	1.43489680	0.61849	464.0000000
02 Mar 2021	Limit Buy	ETH	10.00000000	1.00000000	2,000.0000000
02 Mar 2021	Limit Buy	BTC	4.73287500	0.01500000	63,105.0000000



Independent Reserve

The Cryptocurrency Exchange

Date	Type	Currency	Brokerage (AUD)	Quantity	Price (AUD)
02 Mar 2021	Limit Buy	BTC	12.61046000	0.04000000	63,052.30000000
01 Mar 2021	Limit Buy	PMGT	0.55500000	0.05000	2,220.00000000
01 Mar 2021	Limit Buy	PMGT	0.56175000	0.05000	2,247.00000000
28 Feb 2021	Limit Sell	ETH	9.29500000	1.00000000	1,859.00000000
28 Feb 2021	Limit Sell	ETH	2.24875000	0.25000000	1,799.00000000
28 Feb 2021	Limit Sell	LINK	3.62825000	23.0000	31.55000000
28 Feb 2021	Limit Buy	ETH	8.66000000	1.00000000	1,732.00000000
28 Feb 2021	Limit Buy	ETH	4.52750000	0.50000000	1,811.00000000
28 Feb 2021	Limit Buy	GRT	0.02613240	12.00000	2.17770000
28 Feb 2021	Limit Buy	XLM	0.50622000	177.00000	0.57200000
23 Feb 2021	Limit Buy	DOT	0.01900000	0.50000	38.00000000
23 Feb 2021	Limit Buy	DOT	0.36100000	9.50000	38.00000000
23 Feb 2021	Limit Sell	ZRX	0.36550000	43.00000	1.70000000
23 Feb 2021	Limit Sell	ZRX	1.32600000	156.00000	1.70000000
23 Feb 2021	Limit Sell	ZRX	1.32600000	156.00000	1.70000000
23 Feb 2021	Limit Sell	ZRX	1.32600000	156.00000	1.70000000
23 Feb 2021	Limit Sell	LTC	1.40648756	1.25579247	224.00000000
23 Feb 2021	Limit Sell	LTC	0.49751243	0.44420753	224.00000000
23 Feb 2021	Limit Buy	ETH	2.16500000	0.25000000	1,732.00000000
23 Feb 2021	Limit Buy	ETH	3.66000000	0.40000000	1,830.00000000
21 Feb 2021	Limit Sell	BTC	3.00744320	0.00817240	73,600.00000000
21 Feb 2021	Limit Sell	BTC	0.67255680	0.00182760	73,600.00000000
21 Feb 2021	Limit Sell	BTC	1.44545100	0.00393320	73,500.00000000
21 Feb 2021	Limit Sell	BTC	2.22954900	0.00606680	73,500.00000000
21 Feb 2021	Limit Sell	BTC	17.24507060	0.04706881	73,276.00000000
21 Feb 2021	Limit Sell	BTC	1.07392939	0.00293119	73,276.00000000
19 Feb 2021	Limit Buy	AAVE	0.13750000	0.05000	550.00000000
19 Feb 2021	Limit Buy	KNCL	0.50200000	40.00000	2.51000000
18 Feb 2021	Limit Buy	OMG	0.41650000	10.00000	8.33000000



Independent Reserve

The Cryptocurrency Exchange

Date	Type	Currency	Brokerage (AUD)	Quantity	Price (AUD)
18 Feb 2021	Limit Buy	LTC	1.49500000	1.00000000	299.00000000
10 Feb 2021	Limit Sell	LTC	1.25000000	1.00000000	250.00000000
08 Feb 2021	Limit Sell	BTC	5.71794906	0.02128599	53,725.00000000
06 Feb 2021	Limit Sell	ZRX	0.54595849	55.71005	1.96000000
06 Feb 2021	Limit Sell	ZRX	4.35404151	444.28995	1.96000000
06 Feb 2021	Limit Sell	LINK	3.78634050	23.0000	32.92470000
05 Feb 2021	Limit Buy	AAVE	1.44606979	0.38562	749.99729998
05 Feb 2021	Limit Buy	AAVE	3.71248614	0.99000	749.99720000
05 Feb 2021	Limit Buy	AAVE	0.09142464	0.02438	749.99709967
05 Feb 2021	Limit Buy	SNX	0.98090650	7.00000	28.02590000
05 Feb 2021	Limit Sell	BTC	7.91099500	0.03164398	50,000.00000000
05 Feb 2021	Limit Sell	ETH	10.96690000	1.00000000	2,193.38000000
03 Feb 2021	Limit Sell	PMGT	11.65257900	0.95906	2,430.00000000
03 Feb 2021	Limit Sell	PMGT	0.49742100	0.04094	2,430.00000000
03 Feb 2021	Limit Buy	BTC	7.44709425	0.03164398	47,068.00000000
26 Jan 2021	Limit Buy	BTC	8.43799433	0.04184164	40,333.00000000
23 Jan 2021	Limit Sell	PMGT	10.41904110	0.86179	2,418.00000000
23 Jan 2021	Limit Buy	BTC	8.44033400	0.04000000	42,201.67000000
22 Jan 2021	Limit Buy	ETH	3.41250000	0.50000000	1,365.00000000
22 Jan 2021	Limit Buy	ETH	3.41250000	0.50000000	1,365.00000000
21 Jan 2021	Limit Sell	ETH	10.66500000	1.35000000	1,580.00000000
20 Jan 2021	Limit Buy	BTC	2.27500000	0.01000000	45,500.00000000
19 Jan 2021	Limit Sell	ETH	8.75000000	1.00000000	1,750.00000000
18 Jan 2021	Limit Sell	PMGT	10.59698880	0.88752	2,388.00000000
18 Jan 2021	Limit Sell	PMGT	0.19892040	0.01666	2,388.00000000
17 Jan 2021	Limit Sell	PMGT	0.01492500	0.00125	2,388.00000000
17 Jan 2021	Limit Sell	PMGT	0.01982040	0.00166	2,388.00000000
17 Jan 2021	Limit Sell	PMGT	0.59700000	0.05000	2,388.00000000
17 Jan 2021	Limit Sell	PMGT	0.35820000	0.03000	2,388.00000000

Date	Type	Currency	Brokerage (AUD)	Quantity	Price (AUD)
17 Jan 2021	Limit Sell	PMGT	0.11940000	0.01000	2,388.00000000
16 Jan 2021	Limit Sell	PMGT	0.01492500	0.00125	2,388.00000000
16 Jan 2021	Limit Sell	PMGT	0.01982040	0.00166	2,388.00000000
16 Jan 2021	Limit Sell	BTC	5.03496000	0.02100000	47,952.00000000
16 Jan 2021	Limit Sell	ETH	8.25000000	1.00000000	1,650.00000000
15 Jan 2021	Limit Buy	ETH	9.73350000	1.35000000	1,442.00000000
13 Jan 2021	Limit Buy	BTC	2.22007614	0.01054668	42,100.00000000
12 Jan 2021	Limit Buy	LTC	0.18045500	0.21230000	170.00000000
12 Jan 2021	Limit Buy	LTC	1.20334500	1.41570000	170.00000000
12 Jan 2021	Limit Buy	LTC	0.31620000	0.37200000	170.00000000
12 Jan 2021	Limit Buy	BTC	4.03538619	0.01817762	44,399.50000000
12 Jan 2021	Limit Buy	ETH	13.91500000	2.00000000	1,391.50000000
11 Jan 2021	Limit Buy	LTC	1.32356000	1.62400000	163.00000000
11 Jan 2021	Limit Buy	LTC	0.01621850	0.01990000	163.00000000
11 Jan 2021	Limit Buy	LTC	0.02029350	0.02490000	163.00000000
11 Jan 2021	Limit Buy	LTC	0.02542800	0.03120000	163.00000000
07 Jan 2021	Limit Sell	ETH	8.00000000	1.00000000	1,600.00000000
06 Jan 2021	Limit Sell	LTC	2.50000000	2.00000000	250.00000000
06 Jan 2021	Limit Sell	ETH	7.54500000	1.00000000	1,509.00000000
06 Jan 2021	Limit Sell	COMP	1.09500000	1.00000000	219.00000000
06 Jan 2021	Limit Sell	XLM	1.45180000	1,037.00000	0.28000000
05 Jan 2021	Limit Sell	AAVE	1.49500000	2.00000	149.50000000
04 Jan 2021	Limit Buy	ETH	6.03000000	1.00000000	1,206.00000000
04 Jan 2021	Limit Sell	ETH	6.90000000	1.00000000	1,380.00000000
04 Jan 2021	Limit Sell	YFI	3.07458000	0.01798000	34,200.00000000
03 Jan 2021	Limit Buy	ETH	5.00000000	1.00000000	1,000.00000000
02 Jan 2021	Limit Buy	BTC	4.51323851	0.02172005	41,558.26999984
02 Jan 2021	Limit Sell	PMGT	0.37095000	0.03000	2,473.00000000
26 Dec 2020	Limit Buy	COMP	0.34000000	0.40000000	170.00000000

Date	Type	Currency	Brokerage (AUD)	Quantity	Price (AUD)
26 Dec 2020	Limit Buy	COMP	0.51000000	0.60000000	170.00000000
26 Dec 2020	Limit Buy	XLM	0.99552000	1,037.00000	0.19200000
26 Dec 2020	Limit Buy	LINK	3.48220000	46.0000	15.14000000
26 Dec 2020	Limit Sell	BTC	5.42107500	0.03300000	32,855.00000000
25 Dec 2020	Limit Buy	ZRX	0.27694500	111.00000	0.49900000
25 Dec 2020	Limit Sell	LTC	1.60000000	2.00000000	160.00000000
23 Dec 2020	Limit Buy	AAVE	0.02833380	0.05346	106.00000000
23 Dec 2020	Limit Buy	AAVE	1.03166620	1.94654	106.00000000
23 Dec 2020	Limit Buy	LTC	1.40000000	2.00000000	140.00000000
23 Dec 2020	Limit Buy	LTC	1.41000000	2.00000000	141.00000000
23 Dec 2020	Limit Buy	YFI	0.33398000	0.00200000	33,398.00000000
23 Dec 2020	Limit Buy	YFI	2.66850020	0.01598000	33,398.00000000
23 Dec 2020	Limit Buy	BTC	5.19750000	0.03300000	31,500.00000000
23 Dec 2020	Limit Buy	LTC	2.28000000	3.00000000	152.00000000
23 Dec 2020	Limit Buy	ETH	8.43000000	2.00000000	843.00000000
16 Dec 2020	Limit Sell	BTC	7.13315500	0.05350000	26,666.00000000
05 Dec 2020	Limit Buy	BTC	3.01328750	0.02350000	25,645.00000000
05 Dec 2020	Limit Buy	BTC	3.87111150	0.03000000	25,807.41000000
20 Nov 2020	Limit Sell	ETH	7.00000000	2.00000000	700.00000000
16 Nov 2020	Limit Buy	PMGT	12.96500000	1.00000	2,593.00000000
16 Nov 2020	Limit Sell	BTC	4.23225000	0.03800000	22,275.00000000
09 Nov 2020	Limit Buy	ETH	3.02400000	1.00000000	604.80000000
09 Nov 2020	Limit Buy	BTC	1.04399350	0.01000000	20,879.87000000
09 Nov 2020	Limit Buy	BTC	1.04600000	0.01000000	20,920.00000000
09 Nov 2020	Limit Buy	BTC	1.90692000	0.01800000	21,188.00000000
08 Nov 2020	Limit Buy	ETH	6.28000000	2.00000000	628.00000000
08 Nov 2020	Limit Sell	PMGT	6.88878655	0.50821	2,711.00000000
08 Nov 2020	Limit Buy	ETH	9.37290000	3.00000000	624.86000000
08 Nov 2020	Limit Sell	PMGT	10.08375000	0.75000	2,689.00000000

Date	Type	Currency	Brokerage (AUD)	Quantity	Price (AUD)
22 Oct 2020	Limit Sell	ETH	28.09875000	9.52500000	590.00000000
19 Oct 2020	Limit Sell	ETH	7.96500000	3.00000000	531.00000000
09 Oct 2020	Limit Sell	BTC	4.85346092	0.06303196	15,400.00000000
09 Oct 2020	Limit Sell	BTC	2.84653908	0.03696804	15,400.00000000
08 Oct 2020	Limit Sell	BTC	7.60510000	0.10000000	15,210.20000000
08 Oct 2020	Limit Buy	PMGT	23.32225000	1.75000	2,665.40000000
06 Oct 2020	Limit Sell	BTC	9.04071468	0.12042244	15,015.00000000
06 Oct 2020	Limit Sell	BTC	4.45039795	0.05927936	15,015.00000000
06 Oct 2020	Limit Sell	BTC	14.92537286	0.19887239	15,010.00000000
06 Oct 2020	Limit Sell	BTC	0.09950204	0.00132581	15,010.00000000
28 Sep 2020	Limit Sell	BTC	5.75535000	0.07400000	15,555.00000000
20 Sep 2020	Limit Buy	ETH	5.05000000	2.00000000	505.00000000
18 Sep 2020	Limit Buy	ZRX	2.65950000	900.00000	0.59100000
17 Sep 2020	Limit Buy	PMGT	2.67500000	1.00000	2,675.00000000
17 Sep 2020	Limit Buy	PMGT	6.42000000	2.40000	2,675.00000000
17 Sep 2020	Limit Buy	ETH	2.61500000	1.00000000	523.00000000
17 Sep 2020	Limit Buy	BTC	5.60799380	0.07400000	15,156.74000000
21 Aug 2020	Limit Buy	BTC	8.05550000	0.10000000	16,111.00000000
21 Aug 2020	Limit Buy	LTC	6.30000000	15.00000000	84.00000000
21 Aug 2020	Limit Buy	ETH	5.06122792	1.80567899	560.59000000
21 Aug 2020	Limit Buy	ETH	21.63687082	7.71932101	560.59000000
21 Aug 2020	Limit Buy	BTC	12.64681050	0.15490000	16,329.00000000
21 Aug 2020	Limit Buy	BTC	8.18500000	0.10000000	16,370.00000000
21 Aug 2020	Limit Buy	BTC	16.40050000	0.20000000	16,400.50000000
21 Aug 2020	Limit Buy	BTC	2.05125000	0.02500000	16,410.00000000
17 Aug 2020	Limit Sell	LTC	0.23949500	0.50420000	95.00000000
17 Aug 2020	Limit Sell	LTC	1.08138500	2.27660000	95.00000000
17 Aug 2020	Limit Sell	LTC	1.16812000	2.45920000	95.00000000
17 Aug 2020	Limit Sell	LTC	2.31800000	4.88000000	95.00000000

Date	Type	Currency	Brokerage (AUD)	Quantity	Price (AUD)
17 Aug 2020	Limit Sell	LTC	2.31800000	4.88000000	95.00000000
17 Aug 2020	Limit Sell	BTC	2.09375000	0.02500000	16,750.00000000
17 Aug 2020	Limit Sell	BTC	12.93734471	0.15493826	16,700.00000000
16 Aug 2020	Limit Sell	BTC	2.80523861	0.03366421	16,666.00000000
16 Aug 2020	Limit Sell	BTC	13.86076138	0.16633579	16,666.00000000
16 Aug 2020	Limit Sell	BTC	8.27900000	0.10000000	16,558.00000000
16 Aug 2020	Limit Sell	ETH	10.41901875	3.52500000	591.15000000
16 Aug 2020	Limit Sell	ETH	17.73450000	6.00000000	591.15000000
15 Aug 2020	Limit Sell	ZRX	0.39900000	105.00000	0.76000000
07 Aug 2020	Limit Buy	BTC	7.99750000	0.10000000	15,995.00000000
07 Aug 2020	Limit Buy	LTC	0.34574750	0.85900000	80.50000000
07 Aug 2020	Limit Buy	LTC	0.01489250	0.03700000	80.50000000
07 Aug 2020	Limit Buy	LTC	0.01859550	0.04620000	80.50000000
07 Aug 2020	Limit Buy	LTC	0.02326450	0.05780000	80.50000000
06 Aug 2020	Limit Buy	BTC	16.21100000	0.20000000	16,211.00000000
02 Aug 2020	Limit Sell	BTC	4.31837700	0.05530000	15,618.00000000
02 Aug 2020	Limit Buy	LTC	1.66500000	4.00000000	83.25000000
02 Aug 2020	Limit Buy	ETH	2.54421250	0.92500000	550.10000000
01 Aug 2020	Limit Buy	ETH	4.32000000	1.60000000	540.00000000
01 Aug 2020	Limit Buy	BTC	3.67875000	0.04500000	16,350.00000000
01 Aug 2020	Limit Buy	ETH	7.52250000	3.00000000	501.50000000
01 Aug 2020	Limit Buy	BTC	5.73668577	0.06993826	16,405.00000000
28 Jul 2020	Limit Buy	LTC	0.37500000	1.00000000	75.00000000
28 Jul 2020	Limit Buy	BTC	4.24178650	0.05530000	15,341.00000000
23 Jul 2020	Limit Sell	BTC	1.77505000	0.02620000	13,550.00000000
22 Jul 2020	Limit Sell	BTC	1.32709500	0.01980000	13,405.00000000
21 Jul 2020	Limit Sell	BTC	1.00042500	0.01500000	13,339.00000000
13 Jul 2020	Limit Buy	BTC	1.99995000	0.03000000	13,333.00000000
13 Jul 2020	Limit Buy	LTC	0.42201000	1.30250000	64.80000000



Independent Reserve

The Cryptocurrency Exchange

Date	Type	Currency	Brokerage (AUD)	Quantity	Price (AUD)
13 Jul 2020	Limit Buy	LTC	0.87399000	2.69750000	64.80000000
13 Jul 2020	Limit Buy	ETH	1.75350000	1.00000000	350.70000000
27 Jun 2020	Limit Buy	ZRX	0.25200000	105.00000	0.48000000
26 Jun 2020	Limit Buy	ETH	2.51632500	1.50000000	335.51000000
25 Jun 2020	Limit Buy	BTC	4.67600000	0.07000000	13,360.00000000
17 Jun 2020	Limit Buy	LTC	1.62500000	5.00000000	65.00000000
17 Jun 2020	Limit Buy	BTC	1.79400000	0.02600000	13,800.00000000
17 Jun 2020	Limit Buy	ETH	2.58727500	1.50000000	344.97000000
06 Apr 2020	Limit Sell	BTC	5.85000000	0.10000000	11,700.00000000
01 Apr 2020	Limit Buy	BTC	5.15000000	0.10000000	10,300.00000000
31 Jan 2020	Limit Sell	ETH	0.01326250	0.01000000	265.25000000
31 Jan 2020	Limit Sell	ETH	6.61798750	4.99000000	265.25000000
30 Jan 2020	Limit Sell	OMG	0.00000012	0.00002	1.22300000
29 Jan 2020	Limit Sell	BTC	2.75800000	0.04000000	13,790.00000000
29 Jan 2020	Limit Sell	OMG	0.09172487	14.99998	1.22300000
24 Jan 2020	Limit Sell	ETH	1.95223391	1.66147567	235.00000000
24 Jan 2020	Limit Sell	BTC	2.05670027	0.03356508	12,255.00000000
24 Jan 2020	Limit Sell	BTC	2.22234794	0.03643492	12,199.00000000
20 Jan 2020	Limit Sell	BTC	3.16500000	0.05000000	12,660.00000000
14 Jan 2020	Limit Sell	ETH	0.56250000	0.50000000	225.00000000
14 Jan 2020	Limit Sell	ETH	0.56250000	0.50000000	225.00000000
12 Jan 2020	Limit Sell	ZRX	0.19800000	120.00000	0.33000000
07 Jan 2020	Limit Sell	REP	0.55000000	5.0000	22.00000000
06 Jan 2020	Limit Sell	ETH	0.50742430	0.50742430	200.00000000
06 Jan 2020	Limit Sell	ETH	0.98257570	0.98257570	200.00000000
06 Jan 2020	Limit Sell	ETH	0.51000000	0.51000000	200.00000000
29 Dec 2019	Limit Sell	ETH	0.65300252	0.66974618	195.00000000
29 Dec 2019	Limit Sell	ETH	4.22199747	4.33025382	195.00000000
28 Dec 2019	Limit Sell	XRP	0.24500000	175.00000	0.28000000



Independent Reserve

The Cryptocurrency Exchange

Date	Type	Currency	Brokerage (AUD)	Quantity	Price (AUD)
26 Dec 2019	Limit Sell	ETH	1.90000000	2.00000000	190.00000000
27 Nov 2019	Limit Sell	BTC	6.78336000	0.12800000	10,599.00000000
27 Nov 2019	Limit Sell	BTC	5.27900000	0.10000000	10,558.00000000
27 Nov 2019	Limit Sell	BTC	8.98450124	0.17203449	10,445.00000000
27 Nov 2019	Limit Sell	BTC	5.48362500	0.10500000	10,445.00000000
27 Nov 2019	Limit Sell	BTC	1.19937375	0.02296551	10,445.00000000
22 Nov 2019	Limit Buy	ETH	5.62500000	5.00000000	225.00000000
18 Nov 2019	Limit Buy	ETH	2.33831544	1.80564899	259.00000000
14 Nov 2019	Limit Buy	ETH	3.39089407	2.50250485	271.00000000
04 Nov 2019	Limit Sell	BTC	3.42500000	0.05000000	13,700.00000000
09 Sep 2019	Limit Sell	ETH	2.30000000	1.00000000	460.00000000
03 Sep 2019	Limit Buy	BTC	7.82245000	0.10100000	15,490.00000000
03 Sep 2019	Limit Buy	BTC	15.41255000	0.19900000	15,490.00000000
03 Sep 2019	Limit Buy	BTC	10.73640000	0.13800000	15,560.00000000
03 Sep 2019	Limit Buy	BTC	4.82670000	0.06200000	15,570.00000000
03 Sep 2019	Limit Buy	BTC	10.74330000	0.13800000	15,570.00000000
28 Aug 2019	Limit Buy	BTC	7.19750000	0.10000000	14,395.00000000
06 Aug 2019	Limit Sell	BTC	8.99750000	0.10000000	17,995.00000000
03 Aug 2019	Limit Sell	BTC	0.68270784	0.00861461	15,850.00000000
03 Aug 2019	Limit Sell	BTC	7.24229215	0.09138539	15,850.00000000
03 Aug 2019	Limit Sell	BTC	1.73150932	0.02198742	15,750.00000000
03 Aug 2019	Limit Sell	BTC	6.14349067	0.07801258	15,750.00000000
01 Aug 2019	Limit Sell	BTC	7.44768075	0.09930241	15,000.00000000
15 Jul 2019	Limit Buy	BTC	7.19750000	0.10000000	14,395.00000000
14 Jul 2019	Limit Buy	ETH	0.00003569	0.00002183	327.00000000
14 Jul 2019	Limit Buy	ETH	0.57764550	0.35330000	327.00000000
14 Jul 2019	Limit Buy	BTC	8.15633492	0.10623686	15,355.00000000
11 Jul 2019	Limit Sell	BTC	8.23850000	0.10000000	16,477.00000000
11 Jul 2019	Limit Buy	BTC	8.18900000	0.10000000	16,378.00000000



Independent Reserve

The Cryptocurrency Exchange

Date	Type	Currency	Brokerage (AUD)	Quantity	Price (AUD)
11 Jul 2019	Limit Buy	BTC	7.82215947	0.09306555	16,810.00000000
09 Jul 2019	Limit Buy	XRP	0.49700000	175.00000	0.56800000
09 Jul 2019	Limit Buy	REP	0.50750000	5.0000	20.30000000
09 Jul 2019	Limit Buy	ETH	7.91269557	3.50220000	451.87000000
09 Jul 2019	Limit Buy	ETH	4.89422402	2.17270000	450.52000000
09 Jul 2019	Limit Buy	ETH	1.32876850	0.59000000	450.43000000
09 Jul 2019	Limit Buy	ETH	3.90753195	1.73510000	450.41000000
09 Jul 2019	Limit Buy	BTC	8.90000000	0.10000000	17,800.00000000
08 Jul 2019	Limit Buy	ZRX	0.24921600	120.00000	0.41536000
07 Jul 2019	Limit Buy	OMG	0.25552500	15.00000	3.40700000
25 Jun 2019	Limit Sell	EOS	0.15091950	3.0000	10.06130000
21 Jun 2019	Limit Sell	XRP	0.16250000	50.00000	0.65000000
21 Jun 2019	Limit Sell	ETH	11.08250000	5.50000000	403.00000000
20 Jun 2019	Limit Sell	BTC	2.44908063	0.03526394	13,890.00000000
20 Jun 2019	Limit Sell	BTC	4.49591936	0.06473606	13,890.00000000
19 Jun 2019	Limit Buy	BTC	6.62500000	0.10000000	13,250.00000000
19 Jun 2019	Limit Sell	ETH	5.85000000	3.00000000	390.00000000
19 Jun 2019	Limit Sell	ETH	19.50000000	10.00000000	390.00000000
15 Jun 2019	Limit Buy	ETH	14.36250000	7.50000000	383.00000000
15 Jun 2019	Limit Buy	ETH	4.78750000	2.50000000	383.00000000
15 Jun 2019	Limit Buy	ETH	9.57500000	5.00000000	383.00000000
14 Jun 2019	Limit Sell	BTC	10.71871692	0.17428808	12,300.00000000
14 Jun 2019	Limit Sell	BTC	8.48700000	0.13800000	12,300.00000000
14 Jun 2019	Limit Sell	BTC	8.48700000	0.13800000	12,300.00000000
14 Jun 2019	Limit Sell	BTC	8.48700000	0.13800000	12,300.00000000
14 Jun 2019	Limit Sell	BTC	0.72028308	0.01171192	12,300.00000000
03 Jun 2019	Limit Buy	BTC	3.22674750	0.05490000	11,755.00000000
03 Jun 2019	Limit Buy	BTC	2.65075250	0.04510000	11,755.00000000
31 May 2019	Limit Sell	BTC	5.99300000	0.10000000	11,986.00000000



Independent Reserve

The Cryptocurrency Exchange

Date	Type	Currency	Brokerage (AUD)	Quantity	Price (AUD)
30 May 2019	Limit Buy	BTC	12.50000000	0.20000000	12,500.00000000
30 May 2019	Limit Buy	BTC	6.88219374	0.11005347	12,507.00000000
30 May 2019	Limit Buy	BTC	3.98462764	0.06371836	12,507.00000000
30 May 2019	Limit Buy	BTC	1.64017861	0.02622817	12,507.00000000
30 May 2019	Limit Buy	ETH	6.83550000	3.50000000	390.60000000
29 May 2019	Limit Buy	BTC	5.64473760	0.08977000	12,576.00000000
29 May 2019	Limit Buy	BTC	6.93126240	0.11023000	12,576.00000000
29 May 2019	Limit Buy	EOS	0.17767350	3.0000	11.84490000
23 May 2019	Limit Sell	ETH	6.99000000	4.00000000	349.50000000
23 May 2019	Limit Sell	ETH	18.32250000	10.50000000	349.00000000
23 May 2019	Limit Sell	BTC	13.87500000	0.25000000	11,100.00000000
14 May 2019	Limit Buy	ETH	1.24988196	0.83325464	300.00000000
14 May 2019	Limit Buy	ETH	0.45000000	0.30000000	300.00000000
14 May 2019	Limit Buy	ETH	0.39914395	0.26609597	300.00000000
14 May 2019	Limit Buy	ETH	0.90097408	0.60064939	300.00000000
14 May 2019	Limit Buy	ETH	3.00550000	2.00000000	300.55000000
14 May 2019	Limit Buy	ETH	3.02500000	2.00000000	302.50000000
14 May 2019	Limit Buy	ETH	0.18737457	0.12370000	302.95000000
14 May 2019	Limit Buy	ETH	5.87162542	3.87630000	302.95000000
14 May 2019	Limit Buy	ETH	3.03000000	2.00000000	303.00000000
14 May 2019	Limit Buy	ETH	3.79375000	2.50000000	303.50000000
11 May 2019	Limit Sell	LTC	2.01000000	3.00000000	134.00000000
11 May 2019	Limit Sell	ETH	1.27750000	1.00000000	255.50000000
10 May 2019	Limit Sell	ETH	1.25250000	1.00000000	250.50000000
09 May 2019	Limit Buy	BTC	4.32600000	0.10000000	8,652.00000000
07 May 2019	Limit Sell	ETH	2.16424750	1.72450000	251.00000000
07 May 2019	Limit Sell	ETH	0.34575250	0.27550000	251.00000000
07 May 2019	Limit Sell	ETH	3.22087500	2.57670000	250.00000000
07 May 2019	Limit Sell	ETH	0.11637500	0.09310000	250.00000000



Independent Reserve

The Cryptocurrency Exchange

Date	Type	Currency	Brokerage (AUD)	Quantity	Price (AUD)
07 May 2019	Limit Sell	ETH	0.11637500	0.09310000	250.00000000
07 May 2019	Limit Sell	ETH	0.11637500	0.09310000	250.00000000
06 May 2019	Limit Sell	ETH	0.10950000	0.08760000	250.00000000
06 May 2019	Limit Sell	ETH	0.10950000	0.08760000	250.00000000
06 May 2019	Limit Sell	ETH	0.10950000	0.08760000	250.00000000
06 May 2019	Limit Sell	ETH	0.10950000	0.08760000	250.00000000
06 May 2019	Limit Sell	ETH	0.10937500	0.08750000	250.00000000
06 May 2019	Limit Sell	ETH	0.10937500	0.08750000	250.00000000
06 May 2019	Limit Sell	ETH	0.10937500	0.08750000	250.00000000
06 May 2019	Limit Sell	ETH	0.10937500	0.08750000	250.00000000
06 May 2019	Limit Sell	ETH	0.10937500	0.08750000	250.00000000
06 May 2019	Limit Sell	ETH	0.10937500	0.08750000	250.00000000
06 May 2019	Limit Sell	ETH	0.10937500	0.08750000	250.00000000
06 May 2019	Limit Sell	ETH	0.10937500	0.08750000	250.00000000
06 May 2019	Limit Sell	ETH	0.10937500	0.08750000	250.00000000
06 May 2019	Limit Sell	ETH	0.10937500	0.08750000	250.00000000
06 May 2019	Limit Sell	ETH	0.10937500	0.08750000	250.00000000
06 May 2019	Limit Sell	ETH	0.10937500	0.08750000	250.00000000
06 May 2019	Limit Sell	ETH	0.10937500	0.08750000	250.00000000
06 May 2019	Limit Sell	ETH	0.10925000	0.08740000	250.00000000
06 May 2019	Limit Sell	ETH	0.10937500	0.08750000	250.00000000
06 May 2019	Limit Sell	ETH	0.10937500	0.08750000	250.00000000
06 May 2019	Limit Sell	ETH	0.10937500	0.08750000	250.00000000
06 May 2019	Limit Sell	ETH	0.10937500	0.08750000	250.00000000
06 May 2019	Limit Sell	ETH	0.12900000	0.10320000	250.00000000
06 May 2019	Limit Sell	ETH	0.03500000	0.02800000	250.00000000
03 May 2019	Limit Sell	BTC	3.98450000	0.10000000	7,969.00000000
19 Apr 2019	Limit Buy	BTC	5.51250000	0.15000000	7,350.00000000



Independent Reserve

The Cryptocurrency Exchange

Date	Type	Currency	Brokerage (AUD)	Quantity	Price (AUD)
18 Apr 2019	Limit Sell	ETH	2.48000000	2.00000000	248.00000000
11 Apr 2019	Limit Sell	ETH	3.71250000	3.00000000	247.50000000
05 Apr 2019	Limit Sell	BTC	5.25000000	0.15000000	7,000.00000000
04 Apr 2019	Limit Buy	BTC	3.50000000	0.10000000	7,000.00000000
03 Apr 2019	Limit Buy	BTC	5.04750000	0.15000000	6,730.00000000
02 Apr 2019	Limit Buy	ETH	11.22500000	10.00000000	224.50000000
10 Dec 2018	Limit Sell	BTC	3.28680000	0.13200000	4,980.00000000
09 Dec 2018	Limit Sell	BTC	2.46036500	0.10000000	4,920.73000000
31 Jul 2018	Limit Buy	BTC	6.98280000	0.13200000	10,580.00000000
30 Jul 2018	Limit Buy	XRP	0.15100000	50.000000	0.60400000
27 Jul 2018	Limit Buy	BTC	5.28000000	0.10000000	10,560.00000000
20 Jul 2018	Limit Buy	ETH	3.13500000	1.00000000	627.00000000
19 Jul 2018	Limit Buy	LTC	1.49375000	2.50000000	119.50000000
19 Jul 2018	Limit Buy	LTC	0.29875000	0.50000000	119.50000000
19 Jul 2018	Limit Buy	ETH	3.23250000	1.00000000	646.50000000
05 Jul 2018	Limit Sell	BTC	4.36689000	0.09900000	8,822.00000000
05 Jul 2018	Limit Sell	BTC	1.76440000	0.04000000	8,822.00000000
05 Jul 2018	Limit Sell	BTC	0.48521000	0.01100000	8,822.00000000
02 Jul 2018	Limit Buy	BTC	1.15425000	0.02700000	8,550.00000000
02 Jul 2018	Limit Buy	BTC	3.37725000	0.07900000	8,550.00000000
02 Jul 2018	Limit Buy	BTC	1.88100000	0.04400000	8,550.00000000
14 May 2018	Limit Sell	BTC	9.91330453	0.16937134	11,706.00000000
14 May 2018	Limit Sell	BTC	0.11288446	0.00192866	11,706.00000000
11 May 2018	Limit Sell	BTC	5.58500000	0.10000000	11,170.00000000
11 May 2018	Limit Buy	ETH	4.52180000	1.00000000	904.36000000
11 May 2018	Limit Sell	BTC	3.98475000	0.06900000	11,550.00000000
11 May 2018	Limit Sell	BTC	0.57750000	0.01000000	11,550.00000000
06 May 2018	Limit Buy	BTC	6.32500000	0.10000000	12,650.00000000
06 May 2018	Limit Buy	ETH	5.12000000	1.00000000	1,024.00000000

Independent Reserve Pty. Ltd.
ABN 46 164 257 069
Level 26, 44 Market Street, Sydney, 2000
New South Wales, Australia
Website: www.independentreserve.com



Independent Reserve

The Cryptocurrency Exchange

Date	Type	Currency	Brokerage (AUD)	Quantity	Price (AUD)
05 May 2018	Limit Buy	BTC	0.00000453	0.00000007	12,950.00000000
05 May 2018	Limit Buy	BTC	12.30249546	0.18999993	12,950.00000000
27 Apr 2018	Limit Sell	BTC	11.43900000	0.18600000	12,300.00000000
20 Apr 2018	Limit Buy	BTC	9.95167890	0.18600000	10,700.73000000
13 Apr 2018	Limit Buy	BTC	2.98364400	0.06030000	9,896.00000000

General Disclaimer

The information contained in the Tax Summary is provided for general information purposes only. It is not intended nor should it be used as a substitute for tax, audit, accounting, investment, consulting or other professional advice on any subject matter. You should seek advice directly from a professional before making any decision or taking any action on accounting, tax, financial and consulting related matters and issues. The information provided in the Tax Summary is subject to change without notice. All information in the Tax Summary is provided "as is."

Tax treatment of cryptocurrencies

The term cryptocurrency is generally used to describe a digital asset in which encryption techniques are used to regulate the generation of additional units and verify transactions on the blockchain. Cryptocurrency generally operates independently of a central bank, central authority or government.

The creation, trade and use of cryptocurrency is rapidly evolving. This information represents the ATO's current view of the income tax implications of common transactions involving cryptocurrency. Any reference to 'cryptocurrency' in this guidance refers to Bitcoin, or other crypto or digital currencies that have the same characteristics as Bitcoin.

If you are involved in acquiring or disposing of cryptocurrency, you need to be aware of the tax consequences. These vary depending on the nature of your circumstances. Everybody involved in acquiring or disposing of

cryptocurrency needs to keep records in relation to their cryptocurrency transactions.

One example of cryptocurrency is Bitcoin. The ATO's view is that Bitcoin is neither money nor Australian or foreign currency. Rather, it is property and is an asset for capital gains tax (CGT) purposes. Other cryptocurrencies that have the same characteristics as Bitcoin will also be assets for CGT purposes and will be treated similarly for tax purposes.

The guidance below is general in nature and focusses on the tax consequences for taxpayers transacting with cryptocurrencies. For example, statements about deductibility assume the ordinary conditions for a deduction are satisfied

Transacting with cryptocurrency

A CGT event occurs when you dispose of your cryptocurrency. Examples include when you sell, trade or exchange your cryptocurrency, convert it to a fiat currency like Australian dollars, or use it to obtain goods or services. If you make a capital gain on the disposal of a cryptocurrency, some or all of the gain may be taxed. Certain capital gains or losses that arise from the disposal of cryptocurrency that is a personal use asset may be disregarded.

For the purposes of the Tax Summary, the gain or loss is calculated based on the first-in first-out (FIFO) method.

If the disposal is part of a business you carry on, the profits you make on disposal will be assessable as ordinary income and not as a capital gain.

Cryptocurrency as an investment

If you acquire cryptocurrency as an investment, you may have to pay tax on any capital gain you make on disposal of the cryptocurrency.

You will make a capital gain if the capital proceeds from the disposal of the cryptocurrency are more than its cost base.

If you acquire cryptocurrency as an investment, you will not be entitled to the personal use asset exemption. However, if you held the cryptocurrency for 12 months or more, you may be entitled to the CGT discount. Individuals and Trusts may be eligible for the CGT discount of 50%, and complying superannuation funds and self-managed superannuation funds (SMSFs) may be eligible for the CGT discount at 33.33%.

If the capital proceeds from the disposal of the cryptocurrency are less than its cost base, you will make a capital loss. A capital loss can be used to reduce capital gains made in the same year or a later year. Net capital losses cannot be offset against other income.

Example: cryptocurrency investment

Terry has been a long term investor in shares and has a range of holdings in various public companies in a balanced portfolio of high and low risk investments. Some of his holdings are income producing and some not, and he adjusts his portfolio frequently at the advice of his adviser.

Recently, Terry's adviser told him that he should invest in cryptocurrency. On that advice Terry purchased a range of cryptocurrency which he has added to his portfolio. Terry doesn't know much about cryptocurrency but, as with all of his investments, he adjusts his portfolio from time to time in accordance with appropriate investment weightings.

If Terry sells some of his cryptocurrency the proceeds would be subject to CGT. He has acquired and held his cryptocurrency as an investment.

Personal use asset

Some capital gains or losses that arise from the disposal of cryptocurrency that is a personal use asset may be disregarded. Cryptocurrency may be a personal use asset if it is acquired and kept or used mainly to purchase items for personal use or consumption.

Cryptocurrency is not a personal use asset if it is acquired, kept or used:

- as an investment
- in a profit-making scheme
- in the course of carrying on a business

Only capital gains you make from personal use assets acquired for less than \$10,000 are disregarded for CGT purposes. However, all capital losses you make on personal use assets are disregarded.

Example: a personal use asset

Michael wants to attend a concert. The concert provider offers discounted ticket prices for payments made in cryptocurrency.

Michael pays \$270 to acquire cryptocurrency and uses the cryptocurrency to pay for the tickets on the same day. Having regard to the circumstances in which Michael acquired and used the cryptocurrency, the cryptocurrency is a personal use asset.

Example: not a personal use asset

Peter has been regularly acquiring cryptocurrency for over six months with the intention of selling at a favourable exchange rate. He has decided to buy some goods and services directly with some of his cryptocurrency. Because Peter acquired the cryptocurrency as an investment, the cryptocurrency is not a personal use asset.

Record keeping

You need to keep the following records in relation to your cryptocurrency transactions:

- the date of the transactions
- the value of the cryptocurrency in Australian dollars at the time of the transaction (which can be taken from a reputable online exchange)
- what the transaction was for and who the other party was (even if it's just their cryptocurrency address).

Carrying on a business

In the context of carrying on a business, funds or property you receive through the acquisition and disposal of cryptocurrency are likely to be ordinary assessable income where you:

- receive money or property in the ordinary course of your business.

- If these gains or profits are ordinary income, you may be able to claim deductions, and any capital gains you make are reduced to the extent that they are also ordinary income.

Proceeds from the sale of cryptocurrency held as trading stock in a business are ordinary income. Examples of businesses that involve cryptocurrency include:

- cryptocurrency traders
- cryptocurrency mining businesses
- cryptocurrency exchange businesses (including ATMs).

Not all people acquiring and disposing of cryptocurrency will be carrying on businesses. To carry on business, you need to:

- carry on your activity for commercial reasons and in a commercially viable way
- undertake activities in a business-like manner. This would typically include preparing a business plan and acquiring capital assets or inventory in line with the business plan
- prepare accounting records and market a business name or product
- intend to make a profit or genuinely believe you will make a profit, even if you are unlikely to do so in the short term.
- There's usually repetition and regularity to your business activities, although one-off transactions can amount to a business in some cases.

Whether you are carrying on a business and when the business commences are important pieces of information. If you're still setting up or preparing to go into business, you might

not yet have started the business.

Money received (or property received) prior to a business being carried on is not generally assessable income. Likewise, you cannot claim deductions incurred prior to the business being carried on.

Using cryptocurrency for business transactions

If you receive cryptocurrency for goods or services you provide as part of your business, you need to include the value of the cryptocurrency in Australian dollars as part of your ordinary income. This is the same process as receiving any other non-cash consideration under a barter transaction.

One way of determining the value in Australian dollars is the fair market value which can be obtained from a reputable cryptocurrency exchange.

Where you purchase business items using cryptocurrency (including trading stock) you are entitled to a deduction based on the arm's length value of the item acquired.

Exchanging a cryptocurrency for another cryptocurrency

Where you exchange one cryptocurrency for another cryptocurrency, you dispose of one CGT asset and acquire another CGT asset.

Where you receive property instead of cash as part of a transaction, you are usually taken to have the market value in Australian dollars of the property received.

Example: exchanging a cryptocurrency for another cryptocurrency

Katrina exchanges one coin of Cryptocurrency A for five coins of a Cryptocurrency B. The market value in Australian dollars for both the one coin of Cryptocurrency A and the five coins of Cryptocurrency B is \$5,000.

When working out whether or not she has made a capital gain or loss on the disposal of Cryptocurrency A, Katrina's capital proceeds are \$5,000.

Paying salary or wages in cryptocurrency

Where an employee has a valid salary sacrifice arrangement with their employer to receive cryptocurrency as remuneration instead of Australian dollars, the payment of the cryptocurrency is a fringe benefit and the employer is subject to the provisions of the Fringe Benefits Tax Assessment Act 1986.

In the absence of a valid salary sacrifice agreement (for example, where the employee requests that salary or wages they have already earned be paid as cryptocurrency instead), the employee is considered to have derived their normal salary or wages and the employer will need to meet their pay as you go obligations on the Australian dollar value of the cryptocurrency it pays to the employee.



THE PERTH MINT
AUSTRALIA

TAX INVOICE

Client Name: ASTODAY
ASOFTODAY PTY LTD aff COMPASS SUPERFUND

Address: C-/ RICHARDS Sally Royal
17 Hockin St
Willagee

State: WA 6156

Telephone: 0434 934 060

Email: sally.marbeck@gmail.com

The Perth Mint
310 Hay Street,
East Perth WA 6004
Ph: 08 9421 7376
www.perthmint.com
ABN: 98 838 298 431
Invoice No: **983,398**
Invoice Date: 12/07/2021
Time: 09:22

Description	Transaction	Price Excl	GST	Price Incl	Code
Silver Bar Kilo	3 Unit(s) @ \$1190.75/Uni	3,572.25	0.00	3,572.25	BS391KG
Totals		3,572.25	0.00	3,572.25	

Total to be Paid: 3,572.25

Stock has not been collected on this invoice. Collection date to be advised.

Sales Person: **Regina**

Refund Policy

Please choose carefully. The Perth Mint does not give refunds if you simply change your mind or make a wrong selection. An exchange or refund will be given where goods are faulty, wrongly described, different from a sample shown to you, or do not do what they are supposed to, if returned within 30 days of purchase.

The Perth Mint does not give refunds on bullion investment products.

Please retain this receipt as proof of purchase.

Privacy and Security

Please visit our website <http://www.perthmint.com/privacy.aspx> for information on privacy and security.



Biller Code: 203943

Ref: 9833989

Please check your BPAY Ref No. as it changes with each bill



THE PERTH MINT
AUSTRALIA

TAX INVOICE

Client Name: ASTODAY PTY LTD ATF COMPASS SUPERFUND

Address: C/- RICHARDS Sally Royal
17 HOCKIN ST
WILLAGEE

State: WA 6156

Telephone: 0434934060

Email: sally.marbeck@gmail.com

The Perth Mint
310 Hay Street,
East Perth WA 6004
Ph: 08 9421 7376
www.perthmint.com
ABN: 98 838 298 431
Invoice No: **985,855**
Invoice Date: 11/08/2021
Time: 16:20

Description	Transaction	Price Excl	GST	Price Incl	Code
1 AU Super Pit	1 Unit(s) @ \$2490.4/Unit	2,490.40	0.00	2,490.40	UN21PIT
Silver Bar Kilo	1 Unit(s) @ \$1095.58/Uni	1,095.58	0.00	1,095.58	BS391KG
Totals		3,585.98	0.00	3,585.98	

Total to be Paid: 3,585.98

Stock has not been collected on this invoice. Collection date to be advised.

Sales Person: **takako**

Refund Policy

Please choose carefully. The Perth Mint does not give refunds if you simply change your mind or make a wrong selection. An exchange or refund will be given where goods are faulty, wrongly described, different from a sample shown to you, or do not do what they are supposed to, if returned within 30 days of purchase.

The Perth Mint does not give refunds on bullion investment products.

Please retain this receipt as proof of purchase.

Privacy and Security

Please visit our website <http://www.perthmint.com/privacy.aspx> for information on privacy and security.



Billor Code: **203943**

Ref: **9858556**

Please check your BPAY Ref No. as it changes with each bill

Sally



THE PERTH MINT AUSTRALIA

Phone: 08 9421 7376

Client Name: **ASTODAY PTY LTD ATF COMPASS
SUPERFUND**


Fax: +61 8 9221 9804

Invoice No: **985,855**

Invoice Date: **11/08/2021**

TERMS AND CONDITIONS

1. **This Order & Contract Confirmation** is a record of the order you placed on The Perth Mint to purchase bullion being an acceptance by you of The Perth Mint's offer to sell, and consequently constitutes a binding contract of sale between the parties, under applicable laws in the jurisdiction of the Courts of Western Australia. The metal ordered has been purchased on your behalf at the prices shown above, and you have assumed all exposure to price fluctuations.
2. **Return of Signed Sales Contract.** Sign and return this document within 60 minutes to finalise all arrangements. Non-Completion Guarantee provisions apply for non-return of this document. Our Contract is legally binding notwithstanding the non return of this document.
3. **Payment.** Full payment is due within 2 working days of the date of this contract. See below for payment options.
4. **Identification.** If this contract value exceeds \$5,000, we require that you provide certified copies of your ID documents to be returned prior to shipment of goods in accordance with our obligations with respect to legislation. For individuals certified copies of a current driver's licence and passport is sufficient to fulfil this requirement. If an individual is a Sole Trader, business address, full business name and ABN are also required. For Australian companies, a certified copy of the ASIC Certificate of Incorporation and the names of all Directors of private companies are required. Funds in payment must originate from the verified customer's account.
5. **Pricing.** The per unit prices on this contract are made up of the metal content of the coin or bar at the prevailing Perth Mint spot price (date & time stamped above) plus a manufacturing premium per unit.
6. **GST.** If the goods are being exported and delivery does not occur within 60 days of purchase, GST may apply and will be charged to the client if applicable.
7. **Completion of Sale.** In the event payment is not received within 5 days of the order date, the transaction will be cancelled and the Contract Completion Guarantee activated.
8. **Contract Completion Guarantee.** Bullion orders valued above \$2,000 and below \$100,000 must be guaranteed with the provision of your credit card details when placing the order. In the event of non-completion of the terms of this Sales Contract by you and upon cancellation, an administration fee of \$150 plus any losses incurred by The Perth Mint in the liquidation of metal purchased on your behalf will be charged to your credit card. Any gains resulting from liquidation of metal will not be remitted to you. The credit card provided for this Guarantee is not authorised for any other charge or payment.
9. **Deposits.** Orders over \$100,000 value require the payment of 10% deposit in cleared funds prior to the fixing of prices and acceptance of the order. A deposit may also be requested in other circumstances regardless of the order value.
10. **Buy-back.** Buy-back of undelivered Bullion may be undertaken only if the original sale has been paid in full with cleared funds (7 day delay applied).
11. **Payment Methods**
 - a. Telegraphic Transfer (TT), Real Time Gross Settlement (RTGS)(see bank account details below) or BPay.
 - b. Direct Deposit (see bank account details below).
Westpac 109 St Georges Tce., Perth.
Branch no: 036000
Account no: 272377
12. **Returns.** No returns of Bullion will be accepted.
13. **Advice.** The Perth Mint does not provide investment or taxation advice. You should consult your own advisors for guidance and recommendation on these issues.
14. **Storage.** The Perth Mint Shop does not offer a storage service. All collections of bullion purchases must be made 30 days after payment is received, otherwise penalties to cover administration, storage and insurance costs will be levied. If after the 30 day period has expired and collections of bullion purchases have not been made, the penalty per month will be \$500 or 5% of the trade value, whichever is the greater.
15. **Physical collections from The Perth Mint Shop.** Neither The Perth Mint Shop staff nor the security guards can assist clients with collections back to their motor vehicles. Some collections may be heavy so clients may need to make alternative arrangements. The Perth Mint Shop staff will be able to give full details and further instructions as to how to collect from The Perth Mint Shop by calling 1300 366 520.
16. **Privacy and Security**
Please visit our website <http://www.perthmint.com/privacy.aspx> for information on privacy and security.

Signed  Name Sally Royal RICHARDS Date 11/08/2021



Client Name: ASTODAY PTY LTD atf COMPASS SUPERFUND

The Perth Mint
310 Hay Street,
East Perth WA 6004
Ph: 08 9421 7376
www.perthmint.com
ABN: 98 838 298 431
Invoice No: **1,010,246**
Invoice Date: 30/06/2022
Time: 16:04

Address: c-/ RICHARDS Sally Royal
17 Hockin St
Willagee
State: WA 6156
Telephone: 0434 934 060
Email: sally.marbeck@gmail.com

Description	Transaction	Price Excl	GST	Price Incl	Code	Serial#
1oz Gold Cast Bar Pe	1 Unit(s) @ \$2696.43/Uni	2,696.43	0.00	2,696.43	BG490001	
2022 1/2oz AU Coin	1 Unit(s) @ \$1435.69/Uni	1,435.69	0.00	1,435.69	UN22N1/2	
Totals		4,132.12	0.00	4,132.12		

Total to be Paid: 4,132.12

Stock has not been collected on this invoice. Collection date to be advised.

Sales Person: **Regina**

Refund Policy

Please choose carefully. The Perth Mint does not give refunds if you simply change your mind or make a wrong selection. An exchange or refund will be given where goods are faulty, wrongly described, different from a sample shown to you, or do not do what they are supposed to, if returned within 30 days of purchase.

The Perth Mint does not give refunds on bullion investment products.

Please retain this receipt as proof of purchase.

Privacy and Security

Please visit our website <http://www.perthmint.com/privacy.aspx> for information on privacy and security.



Phone: 08 9421 7376

Client Name: ASTODAY PTY LTD atf COMPASS
SUPERFUND

Fax: +61 8 9221 9804

Invoice No: 1,010,246

Invoice Date: 30/06/2022

TERMS AND CONDITIONS

1. **This Order & Contract Confirmation** is a record of the order you placed on The Perth Mint to purchase bullion being an acceptance by you of The Perth Mint's offer to sell, and consequently constitutes a binding contract of sale between the parties, under applicable laws in the jurisdiction of the Courts of Western Australia. The metal ordered has been purchased on your behalf at the prices shown above, and you have assumed all exposure to price fluctuations.
2. **Return of Signed Sales Contract.** Sign and return this document within 60 minutes to finalise all arrangements. Non-Completion Guarantee provisions apply for non-return of this document. Our Contract is legally binding notwithstanding the non return of this document.
3. **Payment.** Full payment is due within 2 working days of the date of this contract. See below for payment options.
4. **Identification.** If this contract value exceeds \$2,000, we require that you provide certified copies of your ID documents to be returned prior to shipment of goods in accordance with our obligations with respect to our internal policies and legislative requirements.
For individuals certified copies of a current driver's licence and passport is sufficient to fulfil this requirement. If an individual is a Sole Trader, business address, full business name and ABN are also required.
For Australian companies, a certified copy of the ASIC Certificate of Incorporation and the names of all Directors of private companies are required. Funds in payment must originate from the verified customer's account.
5. **Pricing.** The per unit prices on this contract are made up of the metal content of the coin or bar at the prevailing Perth Mint spot price (date & time stamped above) plus a manufacturing premium per unit.
6. **GST.** If the goods are being exported and delivery does not occur within 60 days of purchase, GST may apply and will be charged to the client if applicable.
7. **Completion of Sale.** In the event payment is not received within 5 days of the order date, the transaction will be cancelled and the Contract Completion Guarantee activated.
8. **Contract Completion Guarantee.** Bullion orders valued above \$2,000 and below \$100,000 must be guaranteed with the provision of your credit card details when placing the order. In the event of non-completion of the terms of this Sales Contract by you and upon cancellation, an administration fee of \$150 plus any losses incurred by The Perth Mint in the liquidation of metal purchased on your behalf will be charged to your credit card. Any gains resulting from liquidation of metal will not be remitted to you. The credit card provided for this Guarantee is not authorised for any other charge or payment.
9. **Deposits.** Orders over \$100,000 value require the payment of 15% deposit in cleared funds prior to the fixing of prices and acceptance of the order. A deposit may also be requested in other circumstances regardless of the order value.
10. **Buy-back.** Buy-back of undelivered Bullion may be undertaken only if the original sale has been paid in full with cleared funds (7 day delay applied).
11. **Payment Methods**
 - a. Telegraphic Transfer (TT), Real Time Gross Settlement (RTGS)(see bank account details below) or BPay.
 - b. Direct Deposit (see bank account details below).
Westpac 109 St Georges Tce., Perth.
Branch no: 036000
Account no: 272377
12. **Returns.** No returns of Bullion will be accepted.
13. **Advice.** The Perth Mint does not provide investment or taxation advice. You should consult your own advisors for guidance and recommendation on these issues.
14. **Storage.** The Perth Mint Shop does not offer a storage service. All collections of bullion purchases must be made 30 days after payment is received, otherwise penalties to cover administration, storage and insurance costs will be levied. If after the 30 day period has expired and collections of bullion purchases have not been made, the penalty per month will be \$500 or 5% of the trade value, whichever is the greater.
15. **Physical collections from The Perth Mint Shop.**
Neither The Perth Mint Shop staff nor the security guards can assist clients with collections back to their motor vehicles. Some collections may be heavy so clients may need to make alternative arrangements. The Perth Mint Shop staff will be able to give full details and further instructions as to how to collect from The Perth Mint Shop by calling 1300 366 520. If you elect to collect your bullion in person at The Perth Mint Shop, you agree to comply with the terms of the Customer Code of Conduct (www.perthmint.com/customer-care/customer-code-of-conduct/).
16. **Privacy and Security**
Please visit our website <http://www.perthmint.com/privacy.aspx> for information on privacy and security.

Signed _____ Name _____ Date _____



Australian Government

Australian Taxation Office

Agent MORA WEALTH ACCOUNTANTS
PTY LTD

Client THE TRUSTEE FOR COMPASS
SUPERFUND

ABN 82 807 949 829

TFN 993 638 925

Income tax 002

Date generated	20/09/2022
Overdue	\$68.06 DR
Not yet due	\$0.00
Balance	\$68.06 DR

Transactions

4 results found - from **01 July 2021** to **30 June 2022** sorted by **processed date** ordered **newest to oldest**

Processed date	Effective date	Description	Debit (DR)	Credit (CR)	Balance
10 Dec 2021	10 Dec 2021	General interest charge			\$0.00
10 Dec 2021	9 Dec 2021	Payment received		\$180.90	\$0.00
1 Dec 2021	1 Dec 2021	General interest charge			\$180.90 DR
30 Nov 2021	1 Nov 2021	Tax return Self Man Superfund - Income Tax for the period from 01 Jul 19 to 30 Jun 20	\$180.90		\$180.90 DR

\$259 - \$78.10



Australian Government
Australian Taxation Office

Agent MORA WEALTH ACCOUNTANTS
PTY LTD
Client THE TRUSTEE FOR COMPASS
SUPERFUND
ABN 82 807 949 829
TFN 993 638 925

Activity statement 004

Date generated	20/09/2022
Overdue	\$0.00
Not yet due	\$0.00
Balance	\$0.00

Transactions

0 results found - from **01 April 2022** to **01 October 2022** sorted by **processed date** ordered **newest to oldest**

P - PRIOR YEAR

Financial statements and reports for the year ended 30 June 2021

Compass Superfund

Operating Statement

Statement of Financial Position

Notes to the Financial Statements

Trustees Declaration

Statement of Taxable Income

Members Statement

Investment Summary

Market Movement

CGT Register

Investment Income

Realised Capital Gains

Unrealised Capital Gains

Trustee Minute / Resolution

Trial Balance

Compass Superfund
Operating Statement

For the year ended 30 June 2021



	Note	2021 \$	2020 \$
Income			
Investment Income			
Trust Distributions	8	0	179
Dividends Received	7	410	48
Interest Received		37	191
Investment Gains			
Changes in Market Values	9	34,178	908
Contribution Income			
Personal Non Concessional		501	0
Transfers In		0	55,000
Other Income			
Total Income		35,126	56,326
Expenses			
Accountancy Fees		935	1,705
ATO Supervisory Levy		259	259
Auditor's Remuneration		330	660
ASIC Fees		55	54
Advisor Fees		0	898
Bank Charges		50	50
Investment Expenses		2,493	464
Fines		82	80
		4,204	4,169
Total Expenses		4,204	4,170
Benefits accrued as a result of operations before income tax			
		30,922	52,157
Income Tax Expense		(191)	(78)
Benefits accrued as a result of operations		31,113	52,235

The accompanying notes form part of these financial statements.

Refer to compilation report

Compass Superfund
Statement of Financial Position



As at 30 June 2021

	Note	2021 \$	2020 \$
Assets			
Investments			
Cryptocurrency	2	25,357	2,602
Collectables (Coins, Stamps, Wine and Other Personal Use Assets)	3	51,426	0
Loans to Associated Entities (In house loans) - Unitised	4	173	421
Managed Investments (Australian)	5	65,370	41,923
Total Investments		<u>142,326</u>	<u>44,946</u>
Other Assets			
Sundry Debtors		2,150	0
CBA Direct Investment Account 6889		1,784	84,060
Independent Reserve		19,980	6,296
Income Tax Refundable		269	92
Total Other Assets		<u>24,183</u>	<u>90,448</u>
Total Assets		<u>166,509</u>	<u>135,394</u>
Net assets available to pay benefits		<u>166,509</u>	<u>135,394</u>
Represented by:			
Liability for accrued benefits allocated to members' accounts			
Richards, Sally - Accumulation		166,509	135,394
Total Liability for accrued benefits allocated to members' accounts		<u>166,509</u>	<u>135,394</u>

The accompanying notes form part of these financial statements.

Refer to compilation report

Note 1: Summary of Significant Accounting Policies

The trustees have prepared the financial statements on the basis that the Superannuation Fund is not a reporting entity because it is not publicly accountable and is not required by law or governing document to prepare financial statements that comply with Australian Accounting Standards. The financial statements are therefore special purpose financial statements that have been prepared in order to meet the requirements of the Superannuation Industry (Supervision) Act 1993 and associated Regulations, the trust deed of the Fund and the needs of members.

The financial statements have been prepared on a cash basis and are based on historical costs, except for investments which have been measured at market value.

The following significant accounting policies, which are consistent with the policies applied in the previous period unless otherwise stated, have been adopted in the preparation of the financial statements.

The financial statements were authorised for issue by the Director(s).

a. Measurement of Investments

The Fund initially recognises:

- (i) an investment when it controls the future economic benefits expected to flow from the asset. For financial assets, the trade date is considered to be the date on which control of the future economic benefits attributable to the asset passes to the Fund; and
- (ii) a financial liability on the date it becomes a party to the contractual provisions of the instrument.

Investments of the Fund have been measured at market value, which refers to the amount that a willing buyer could reasonably be expected to pay to acquire an asset from a willing seller if the following assumptions were made:

- that the buyer and the seller deal with each other at arm's length in relation to the sale;
- that the sale occurred after proper marketing of the asset; and
- that the buyer and the seller acted knowledgeably and prudentially in relation to the sale.

Market value has been determined as follows:

- (i) shares and other securities listed on the Australian Securities Exchange by reference to the relevant market quotations at the end of the reporting period;
- (ii) units in managed funds by reference to the unit redemption price at the end of the reporting period;
- (iii) fixed-interest securities by reference to the redemption price at the end of the reporting period;
- (iv) unlisted investments are stated at trustees' assessment based on estimated market value at balance date or where necessary, an external valuer's opinion; and
- (v) investment properties at the trustees' assessment of the market value or where necessary a qualified independent valuer's opinion at the end of reporting period.

Financial liabilities, such as trade creditors and other payables, are measured at the gross value of the outstanding balance at the end of the reporting period. The trustees have determined that the gross values of the Fund's financial liabilities is equivalent to their market values. Any remeasurement changes in the gross values of non-current financial liabilities (including liabilities for members' accrued benefits) are recognised in the operating statement in the periods in which they occur.

b. Cash and Cash Equivalents

Cash and cash equivalents include cash on hand and at call, deposits with banks and short-term, highly liquid investments that are readily convertible to cash and subject to an insignificant risk of change in value.

c. Revenue

Revenue is recognised to the extent that it is probable that the economic benefits will flow to the Fund and the revenue can be reliably measured. Revenue is recognised at the fair value of the consideration received or receivable.

Compass Superfund

Notes to the Financial Statements

For the year ended 30 June 2021



Interest revenue

Interest revenue is recognised in respect of fixed-interest securities, and cash and cash equivalent balances. Interest revenue is recognised upon receipt.

Dividend revenue

Dividend revenue is recognised when the dividend has been paid or, in the case of dividend reinvestment schemes, when the dividend is credited to the benefit of the fund.

Rental revenue

Rental revenue arising from operating leases on investment properties is recognised upon receipt.

Distribution revenue

Distributions from unit trusts and managed funds are recognised as at the date the unit value is quoted ex-distribution and if not received at the end of the reporting period, are reflected in the statement of financial position as a receivable at market value.

Remeasurement changes in market values

Remeasurement changes in the market values of assets are recognised as income and determined as the difference between the market value at year-end or consideration received (if sold during the year) and the market value as at the prior year-end or cost (if acquired during the period).

Contributions

Contributions and transfers in are recognised when the control and the benefits from the revenue have been attained and are recorded by the Fund, gross of any taxes, in the period to which they relate.

d. Liability for Accrued Benefits

The liability for accrued benefits represents the Fund's present obligation to pay benefits to members and beneficiaries, and has been calculated as the difference between the carrying amount of the assets and the carrying amount of the other payables and income tax liabilities as at the end of the reporting period.

e. Critical Accounting Estimates and Judgements

The preparation of financial statements requires the trustees to make judgements, estimates and assumptions that affect the application of accounting policies and the reported amounts of assets and liabilities, income and expenses. Actual results may differ from these estimates.

Estimates and underlying assumptions are reviewed on an ongoing basis. Revisions to accounting estimates are recognised in the period in which the estimate is revised and in any future period affected.

Note 2: Cryptocurrency

	2021 \$	2020 \$
AAVE	617	0
Cardano	159	0
Bitcoin	507	1,274
Compound	701	0
Polkadot	205	0
Ethereum- ETH	7,951	980

Notes to the Financial Statements

For the year ended 30 June 2021

The Graph	166	0
Chainlink	376	0
LTC	2,238	297
Maker	455	0
PERTH MINT GOLD TOKEN	11,891	0
Synthetix Network Token	92	0
0x (ZRX)	0	51
	25,358	2,602

Note 3: Collectables (Coins, Stamps, Wine and Other Personal Use Assets)

	2021 \$	2020 \$
Argyle Pink Diamonds (weight 0.100ct)	32,600	0
Argyle Pink Diamonds (weight 0.150ct)	8,600	0
1oz 2021 Golden Eagle Nugget Gold Coin 99.9%	2,380	0
1oz Gold Cast Perth Mint Bars 99.99%	7,140	0
10 oz Silver bar	706	0
	51,426	0

Note 4: Loans to Associated Entities (In house loans) - Unitised

	2021 \$	2020 \$
In House Loans- Compass SF	173	421
	173	421

Note 5: Managed Investments (Australian)

	2021 \$	2020 \$
CapitalI9 Global Stocks (Sharelord Investor)	65,370	41,923
	65,370	41,923

Note 6: Banks and Term Deposits

	2021 \$	2020 \$
Banks		
CBA Direct Investment Account 6889	1,784	84,060
Independent Reserve	19,980	6,296

Notes to the Financial Statements

For the year ended 30 June 2021

	21,764	90,356
Note 7: Dividends		
	2021	2020
	\$	\$
Capital9 Global Stocks (Sharelord Investor)	410	48
	410	48
Note 8: Trust Distributions		
	2021	2020
	\$	\$
Capital9 Global Stocks (Sharelord Investor)	0	179
	0	179
Note 9: Changes in Market Values		
Unrealised Movements in Market Value		
	2021	2020
	\$	\$
Collectables (Coins, Stamps, Wine and Other Personal Use Assets)		
10 oz Silver bar	(87)	0
1oz 2021 Golden Eagle Nugget Gold Coin 99.9%	(167)	0
1oz Gold Cast Perth Mint Bars 99.99%	(669)	0
Argyle Pink Diamonds (weight 0.100ct)	13,960	0
Argyle Pink Diamonds (weight 0.150ct)	3,670	0
	16,708	0
Cryptocurrency		
AAVE	(165)	0
Bitcoin	60	(26)
Cardano	(21)	0
Chainlink	(144)	0
Compound	(118)	0
Ethereum- ETH	3,211	(46)
LTC	1,255	(29)
Maker	38	0

Notes to the Financial Statements

For the year ended 30 June 2021

PERTH MINT GOLD TOKEN	(490)	0
Polkadot	(66)	0
Synthetix Network Token	(139)	0
The Graph	(174)	0
	3,247	(101)
Managed Investments (Australian)		
Capital9 Global Stocks (Sharelord Investor)	(7,188)	6,069
	(7,188)	6,069
Total Unrealised Movement	12,767	5,968
Realised Movements in Market Value		
	2021	2020
	\$	\$
Cryptocurrency		
0x (ZRX)	1,278	(11)
AAVE	37	0
Augur (REP)	0	7
Bitcoin	3,039	(3,082)
Chainlink	776	0
Compound	500	0
Ethereum- ETH	14,894	(1,889)
KYBER NETWORK LEGACY	44	0
LTC	1,394	0
OmiseGo	31	(33)
PERTH MINT GOLD TOKEN	(796)	0
Polkadot	46	0
Stellar	158	0
The Graph	1	0
XRP	0	(51)
yearn.finance	8	0
	21,410	(5,059)
Total Realised Movement	21,410	(5,059)
Changes in Market Values	34,177	908

Notes to the Financial Statements

For the year ended 30 June 2021



Compass Superfund
Astoday Pty Ltd ATF Compass SuperFund ACN: 615996793
Trustees Declaration

The directors of the trustee company have determined that the fund is not a reporting entity and that the special purpose financial statements should be prepared in accordance with the accounting policies described in Note 1 to the financial statements.

The directors of the trustee company declare that:

- (i) the financial statements and notes to the financial statements for the year ended 30 June 2021 present fairly, in all material respects, the financial position of the superannuation fund at 30 June 2021 and the results of its operations for the year ended on that date in accordance with the accounting policies described in Note 1 to the financial statements;
- (ii) the financial statements and notes to the financial statements have been prepared in accordance with the requirements of the trust deed; and
- (iii) the operation of the superannuation fund has been carried out in accordance with its trust deed and in compliance with the requirements of the Superannuation Industry (Supervision) Act 1993 and associated Regulations during the year ended 30 June 2021.

Specifically, the directors of the trustee company declare that:

- in accordance with s120 of the Superannuation Industry (Supervision) Act 1993, no individual trustee has been or is a disqualified person;
- the fund has satisfactory title to all assets, all assets are unencumbered and free from charge as prescribed by s50 of the Superannuation Industry (Supervision) Act 1993 and reg13.14 of the Superannuation Industry (Supervision) Act 1994; and
- to the knowledge of the directors of the trustee company, there have been no events or transactions subsequent to the balance date which could have a material impact on the fund. Where such events have occurred, the effect of such events has been accounted and noted in the fund's financial statements.

Signed in accordance with a resolution of the directors of the trustee company by:

.....
Sally Richards
Astoday Pty Ltd ATF Compass SuperFund
Director

Dated this day of

Compass Superfund
Statement of Taxable Income



For the year ended 30 June 2021

	2021
	\$
Benefits accrued as a result of operations	30,922.00
Less	
Increase in MV of investments	12,767.00
Realised Accounting Capital Gains	21,411.00
Non Taxable Contributions	501.00
	<u>34,679.00</u>
Add	
Other Non Deductible Expenses	82.00
Franking Credits	180.00
TFN Credits - Dividends	11.00
	<u>273.00</u>
Taxable Income or Loss	<u>(3,484.00)</u>
Income Tax on Taxable Income or Loss	0.00
Less	
Franking Credits	180.34
TAX PAYABLE	<u>(180.34)</u>
Less	
TFN Credits	10.60
CURRENT TAX OR REFUND	<u>(190.94)</u>
Supervisory Levy	259.00
AMOUNT DUE OR REFUNDABLE	<u>68.06</u>

Compass Superfund Members Statement



Sally Richards
17 Hockin Street
WILLAGEE, Western Australia, 6156, Australia

Your Details

Date of Birth :	Provided	Nominated Beneficiaries:	N/A
Age:	65	Nomination Type:	N/A
Tax File Number:	Provided	Vested Benefits:	166,509
Date Joined Fund:	18/11/2016	Total Death Benefit:	166,509
Service Period Start Date:	01/06/1990		
Date Left Fund:			
Member Code:	RICSAL00001A		
Account Start Date:	18/11/2016		
Account Phase:	Accumulation Phase		
Account Description:	Accumulation		

Your Balance

Total Benefits	166,509
<u>Preservation Components</u>	
Preserved	135,395
Unrestricted Non Preserved	31,113
Restricted Non Preserved	
<u>Tax Components</u>	
Tax Free	2,749
Taxable	163,760
Investment Earnings Rate	23%

Your Detailed Account Summary

	This Year	Last Year
Opening balance at 01/07/2020	135,395	83,160
<u>Increases to Member account during the period</u>		
Employer Contributions		
Personal Contributions (Concessional)		
Personal Contributions (Non Concessional)	501	
Government Co-Contributions		
Other Contributions		
Proceeds of Insurance Policies		
Transfers In		55,000
Net Earnings	30,613	(2,765)
Internal Transfer In		
<u>Decreases to Member account during the period</u>		
Pensions Paid		
Contributions Tax		
Income Tax		
No TFN Excess Contributions Tax		
Excess Contributions Tax		
Refund Excess Contributions		
Division 293 Tax		
Insurance Policy Premiums Paid		
Management Fees		
Member Expenses		
Benefits Paid/Transfers Out		
Superannuation Surcharge Tax		
Internal Transfer Out		
Closing balance at 30/06/2021	166,509	135,395

Compass Superfund Investment Summary Report



As at 30 June 2021

Investment	Units	Market Price	Market Value	Average Cost	Accounting Cost	Unrealised Gain/(Loss)	Gain/(Loss)%	Portfolio Weight%
Cash/Bank Accounts								
CBA Direct Investment Account 6889		1,784.000000	1,784.00	1,784.00	1,784.00			1.09 %
Independent Reserve		19,979.780000	19,979.78	19,979.78	19,979.78			12.18 %
			21,763.78		21,763.78			13.26 %
Collectables (Coins, Stamps, Wine and Other Personal Use Assets)								
SILVERBAR 10 oz Silver bar	2.00	352.900000	705.80	396.40	792.80	(87.00)	(10.97) %	0.43 %
GOLD1 1oz 2021 Golden Eagle Nugget Gold Coin 99.9%	1.00	2,380.000000	2,380.00	2,546.75	2,546.75	(166.75)	(6.55) %	1.45 %
GOLDBAR 1oz Gold Cast Perth Mint Bars 99.99%	3.00	2,380.000000	7,140.00	2,602.88	7,808.64	(668.64)	(8.56) %	4.35 %
DIAMONDS Argyle Pink Diamonds (weight 0.100ct)	2.00	16,300.000000	32,600.00	9,320.00	18,640.00	13,960.00	74.89 %	19.87 %
DIAMONDS2 Argyle Pink Diamonds (weight 0.150ct)	10.00	860.000000	8,600.00	493.00	4,930.00	3,670.00	74.44 %	5.24 %
			51,425.80		34,718.19	16,707.61	48.12 %	31.34 %
Cryptocurrency								
AAVE.COIN AAVE	2.00	308.305000	616.61	390.94	781.88	(165.27)	(21.14) %	0.38 %
BITC Bitcoin	0.01	46,058.347723	506.78	43,018.27	473.33	33.45	7.07 %	0.31 %
ADA.COIN Cardano	90.00	1.762666	158.64	1.99	179.28	(20.64)	(11.51) %	0.10 %
LINK.COIN Chainlink	15.00	25.070000	376.05	34.64	519.59	(143.54)	(27.63) %	0.23 %
COMP.COIN Compound	1.70	412.235294	700.80	481.87	819.18	(118.38)	(14.45) %	0.43 %
ETH Ethereum- ETH	2.80	2,839.650000	7,951.02	1,709.15	4,785.61	3,165.41	66.14 %	4.85 %
LTC LTC	12.00	186.539166	2,238.47	84.42	1,013.06	1,225.41	120.96 %	1.36 %
MKR.COIN Maker	0.13	3,499.923076	454.99	3,206.69	416.87	38.12	9.14 %	0.28 %
PMGT.COIN PERTH MINT GOLD TOKEN	5.10	2,331.609803	11,891.21	2,427.60	12,380.78	(489.57)	(3.95) %	7.25 %
DOT.COIN Polkadot	10.00	20.494000	204.94	27.14	271.35	(66.41)	(24.47) %	0.12 %
SNX.COIN Synthetix Network Token	10.00	9.230000	92.30	23.08	230.84	(138.54)	(60.02) %	0.06 %
GRT.COIN The Graph	208.00	0.796201	165.61	1.63	339.41	(173.80)	(51.21) %	0.10 %
			25,357.42		22,211.18	3,146.24	14.17 %	15.45 %
Loans to Associated Entities (In house loans) - Unithised								

Compass Superfund Investment Summary Report



As at 30 June 2021

Investment	Units	Market Price	Market Value	Average Cost	Accounting Cost	Unrealised Gain/(Loss)	Gain/(Loss)%	Portfolio Weight%
In House - In House Loans- Compass SF Compass SF	1.00	173.030000	173.03	421.03	421.03	(248.00)	(58.90) %	0.11 %
			173.03		421.03	(248.00)	(58.90) %	0.11 %
Managed Investments (Australian)								
SHARELO Capital19 Global Stocks (Sharelord Investor)	1.00	65,369.560000	65,369.56	68,882.34	68,882.34	(3,512.78)	(5.10) %	39.84 %
			65,369.56		68,882.34	(3,512.78)	(5.10) %	39.84 %
			164,089.59		147,996.52	16,093.07	10.87 %	100.00 %

Compass Superfund Market Movement Report



As at 30 June 2021

Investment	Date	Description	Unrealised				Realised			Total
			Units	Accounting Cost Movement	Market Movement	Depreciation	Balance	Consideration	Accounting Cost Base	
AAVE - AAVE										
	23/12/2020	Purchase	1.95	207.36	0.00	0.00	207.36	0.00	0.00	0.00
	23/12/2020	Purchase	0.05	5.70	0.00	0.00	213.06	0.00	0.00	0.00
	05/01/2021	Disposal	(2.00)	(213.06)	0.00	0.00	0.00	297.51	213.06	84.45
	06/02/2021	Purchase	0.02	18.37	0.00	0.00	18.37	0.00	0.00	0.00
	06/02/2021	Purchase	0.99	746.21	0.00	0.00	764.58	0.00	0.00	0.00
	06/02/2021	Purchase	0.39	290.66	0.00	0.00	1,055.24	0.00	0.00	0.00
	20/02/2021	Purchase	0.05	27.63	0.00	0.00	1,082.87	0.00	0.00	0.00
	04/03/2021	Purchase	0.62	288.41	0.00	0.00	1,371.28	0.00	0.00	0.00
	22/03/2021	Purchase	1.00	473.36	0.00	0.00	1,844.64	0.00	0.00	0.00
	01/04/2021	Disposal	(1.00)	(753.75)	0.00	0.00	1,090.89	485.56	753.75	(268.19)
	02/04/2021	Disposal	(0.68)	(438.00)	0.00	0.00	652.89	345.74	438.00	(92.26)
	02/04/2021	Disposal	(0.32)	(151.48)	0.00	0.00	501.41	162.70	151.48	11.22
	12/05/2021	Disposal	(0.07)	(32.42)	0.00	0.00	468.99	46.89	32.42	14.47
	13/05/2021	Disposal	(1.00)	(469.00)	0.00	0.00	(0.01)	756.20	469.00	287.20
	25/05/2021	Purchase	1.00	472.35	0.00	0.00	472.34	0.00	0.00	0.00
	15/06/2021	Purchase	1.00	309.54	0.00	0.00	781.88	0.00	0.00	0.00
	30/06/2021	Revaluation	0.00	0.00	(165.27)	0.00	616.61	0.00	0.00	0.00
	30/06/2021		2.00	781.88	(165.27)	0.00	616.61	2,094.60	2,057.71	36.89
ADA - Cardano										
	11/06/2021	Purchase	90.00	179.28	0.00	0.00	179.28	0.00	0.00	0.00
	30/06/2021	Revaluation	0.00	0.00	(20.64)	0.00	158.64	0.00	0.00	0.00
	30/06/2021	Revaluation	0.00	0.00	5.02	0.00	163.66	0.00	0.00	0.00
	30/06/2021	Revaluation	0.00	0.00	(5.02)	0.00	158.64	0.00	0.00	0.00
	30/06/2021		90.00	179.28	(20.64)	0.00	158.64	0.00	0.00	0.00
BITC - Bitcoin										
	01/07/2020	Opening Balance	0.10	0.00	0.00	0.00	1,274.19	0.00	0.00	0.00
	14/07/2020	Purchase	0.03	401.99	0.00	0.00	1,676.18	0.00	0.00	0.00
	21/07/2020	Disposal	(0.02)	(208.04)	0.00	0.00	1,468.14	199.09	208.04	(8.95)
	21/07/2020	Writeback	0.00	0.00	3.13	0.00	1,471.27	0.00	0.00	0.00
	23/07/2020	Disposal	(0.02)	(270.72)	0.00	0.00	1,200.55	264.09	270.72	(6.63)
	23/07/2020	Writeback	0.00	0.00	4.13	0.00	1,204.68	0.00	0.00	0.00
	24/07/2020	Disposal	(0.03)	(351.78)	0.00	0.00	852.90	353.23	351.78	1.45
	24/07/2020	Writeback	0.00	0.00	5.47	0.00	858.37	0.00	0.00	0.00
	28/07/2020	Purchase	0.06	852.60	0.00	0.00	1,710.97	0.00	0.00	0.00

Compass Superfund Market Movement Report

As at 30 June 2021



Investment	Date	Description	Unrealised				Realised			Total
			Units	Accounting Cost Movement	Market Movement	Depreciation	Balance	Consideration	Accounting Cost Base	
	01/08/2020	Purchase	0.07	1,153.07	0.00	0.00	2,864.04	0.00	0.00	0.00
	01/08/2020	Purchase	0.04	739.43	0.00	0.00	3,603.47	0.00	0.00	0.00
	02/08/2020	Disposal	(0.06)	(911.73)	0.00	0.00	2,691.74	859.36	911.73	(52.37)
	02/08/2020	Writeback	0.00	0.00	3.19	0.00	2,694.93	0.00	0.00	0.00
	06/08/2020	Purchase	0.20	3,258.41	0.00	0.00	5,953.34	0.00	0.00	0.00
	08/08/2020	Purchase	0.10	1,607.49	0.00	0.00	7,560.83	0.00	0.00	0.00
	16/08/2020	Disposal	(0.10)	(1,638.35)	0.00	0.00	5,922.48	1,647.52	1,638.35	9.17
	16/08/2020	Writeback	0.00	0.00	2.16	0.00	5,924.64	0.00	0.00	0.00
	17/08/2020	Disposal	(0.17)	(2,708.50)	0.00	0.00	3,216.14	2,758.29	2,708.50	49.79
	17/08/2020	Writeback	0.00	0.00	3.60	0.00	3,219.74	0.00	0.00	0.00
	17/08/2020	Disposal	(0.03)	(541.15)	0.00	0.00	2,678.59	558.24	541.15	17.09
	17/08/2020	Writeback	0.00	0.00	0.73	0.00	2,679.32	0.00	0.00	0.00
	17/08/2020	Disposal	(0.15)	(2,348.21)	0.00	0.00	331.11	2,574.53	2,348.21	226.32
	17/08/2020	Writeback	0.00	0.00	3.35	0.00	334.46	0.00	0.00	0.00
	17/08/2020	Disposal	(0.02)	(334.99)	0.00	0.00	(0.53)	416.66	334.99	81.67
	17/08/2020	Writeback	0.00	0.00	0.54	0.00	0.01	0.00	0.00	0.00
	21/08/2020	Purchase	0.02	412.30	0.00	0.00	412.31	0.00	0.00	0.00
	21/08/2020	Purchase	0.20	3,296.50	0.00	0.00	3,708.81	0.00	0.00	0.00
	21/08/2020	Purchase	0.10	1,645.18	0.00	0.00	5,353.99	0.00	0.00	0.00
	21/08/2020	Purchase	0.15	2,542.01	0.00	0.00	7,896.00	0.00	0.00	0.00
	22/08/2020	Purchase	0.10	1,619.16	0.00	0.00	9,515.16	0.00	0.00	0.00
	17/09/2020	Purchase	0.07	1,127.20	0.00	0.00	10,642.36	0.00	0.00	0.00
	28/09/2020	Disposal	(0.07)	(1,219.94)	0.00	0.00	9,422.42	1,145.31	1,219.94	(74.63)
	06/10/2020	Disposal	(0.00)	(21.86)	0.00	0.00	9,400.56	19.80	21.86	(2.06)
	06/10/2020	Disposal	(0.20)	(3,276.40)	0.00	0.00	6,124.16	2,970.15	3,276.40	(306.25)
	06/10/2020	Disposal	(0.06)	(974.90)	0.00	0.00	5,149.26	885.63	974.90	(89.27)
	06/10/2020	Disposal	(0.12)	(1,976.20)	0.00	0.00	3,173.06	1,799.10	1,976.20	(177.10)
	08/10/2020	Disposal	(0.10)	(1,624.86)	0.00	0.00	1,548.20	1,513.41	1,624.86	(111.45)
	09/10/2020	Disposal	(0.04)	(588.05)	0.00	0.00	960.15	566.46	588.05	(21.59)
	09/10/2020	Disposal	(0.06)	(960.13)	0.00	0.00	0.02	965.84	960.13	5.71
	09/11/2020	Purchase	0.02	383.29	0.00	0.00	383.31	0.00	0.00	0.00
	09/11/2020	Purchase	0.01	210.25	0.00	0.00	593.56	0.00	0.00	0.00
	09/11/2020	Purchase	0.01	209.84	0.00	0.00	803.40	0.00	0.00	0.00
	16/11/2020	Disposal	(0.04)	(803.38)	0.00	0.00	0.02	842.21	803.38	38.83
	06/12/2020	Purchase	0.03	778.09	0.00	0.00	778.11	0.00	0.00	0.00
	06/12/2020	Purchase	0.02	605.67	0.00	0.00	1,383.78	0.00	0.00	0.00

Compass Superfund
Market Movement Report



As at 30 June 2021

Investment	Date	Description	Unrealised				Realised			Total
			Units	Accounting Cost Movement	Market Movement	Depreciation	Balance	Consideration	Accounting Cost Base	
	16/12/2020	Disposal	(0.05)	(1,383.76)	0.00	0.00	0.02	1,419.50	1,383.76	35.74
	23/12/2020	Purchase	0.03	1,044.70	0.00	0.00	1,044.72	0.00	0.00	0.00
	26/12/2020	Disposal	(0.03)	(1,044.70)	0.00	0.00	0.02	1,078.79	1,044.70	34.09
	03/01/2021	Purchase	0.02	907.16	0.00	0.00	907.18	0.00	0.00	0.00
	12/01/2021	Purchase	0.02	811.11	0.00	0.00	1,718.29	0.00	0.00	0.00
	13/01/2021	Purchase	0.01	446.24	0.00	0.00	2,164.53	0.00	0.00	0.00
	17/01/2021	Disposal	(0.02)	(930.51)	0.00	0.00	1,234.02	1,001.96	930.51	71.45
	20/01/2021	Purchase	0.01	457.28	0.00	0.00	1,691.30	0.00	0.00	0.00
	23/01/2021	Purchase	0.04	1,696.51	0.00	0.00	3,387.81	0.00	0.00	0.00
	26/01/2021	Purchase	0.04	1,696.04	0.00	0.00	5,083.85	0.00	0.00	0.00
	03/02/2021	Purchase	0.03	1,496.87	0.00	0.00	6,580.72	0.00	0.00	0.00
	05/02/2021	Disposal	(0.03)	(1,496.87)	0.00	0.00	5,083.85	1,574.29	1,496.87	77.42
	08/02/2021	Disposal	(0.02)	(935.95)	0.00	0.00	4,147.90	1,137.87	935.95	201.92
	21/02/2021	Disposal	(0.00)	(124.31)	0.00	0.00	4,023.59	213.71	124.31	89.40
	21/02/2021	Disposal	(0.05)	(1,986.76)	0.00	0.00	2,036.83	3,431.77	1,986.76	1,445.01
	22/02/2021	Disposal	(0.01)	(253.40)	0.00	0.00	1,783.43	443.68	253.40	190.28
	22/02/2021	Disposal	(0.00)	(162.00)	0.00	0.00	1,621.43	287.64	162.00	125.64
	22/02/2021	Disposal	(0.00)	(74.10)	0.00	0.00	1,547.33	133.84	74.10	59.74
	22/02/2021	Disposal	(0.01)	(331.25)	0.00	0.00	1,216.08	598.48	331.25	267.23
	02/03/2021	Purchase	0.04	2,534.70	0.00	0.00	3,750.78	0.00	0.00	0.00
	02/03/2021	Purchase	0.02	951.31	0.00	0.00	4,702.09	0.00	0.00	0.00
	07/03/2021	Disposal	(0.00)	(15.66)	0.00	0.00	4,686.43	16.03	15.66	0.37
	07/03/2021	Disposal	(0.01)	(634.21)	0.00	0.00	4,052.22	656.70	634.21	22.49
	07/03/2021	Disposal	(0.01)	(618.28)	0.00	0.00	3,433.94	632.70	618.28	14.42
	08/03/2021	Disposal	(0.01)	(633.67)	0.00	0.00	2,800.27	665.53	633.67	31.86
	09/03/2021	Disposal	(0.01)	(633.67)	0.00	0.00	2,166.60	676.60	633.67	42.93
	09/03/2021	Disposal	(0.01)	(633.67)	0.00	0.00	1,532.93	686.55	633.67	52.88
	09/03/2021	Disposal	(0.01)	(519.51)	0.00	0.00	1,013.42	706.45	519.51	186.94
	10/03/2021	Disposal	(0.01)	(405.34)	0.00	0.00	608.08	716.40	405.34	311.06
	12/03/2021	Disposal	(0.01)	(405.34)	0.00	0.00	202.74	741.28	405.34	335.94
	22/03/2021	Purchase	0.02	1,114.04	0.00	0.00	1,316.78	0.00	0.00	0.00
	23/03/2021	Purchase	0.00	293.46	0.00	0.00	1,610.24	0.00	0.00	0.00
	01/04/2021	Disposal	(0.02)	(1,610.17)	0.00	0.00	0.07	1,844.92	1,610.17	234.75
	25/04/2021	Purchase	0.00	110.49	0.00	0.00	110.56	0.00	0.00	0.00
	13/05/2021	Purchase	0.00	245.25	0.00	0.00	355.81	0.00	0.00	0.00
	20/05/2021	Disposal	(0.01)	(355.74)	0.00	0.00	0.07	288.76	355.74	(66.98)

Compass Superfund Market Movement Report



As at 30 June 2021

Investment	Date	Description	Unrealised				Realised			Total
			Units	Accounting Cost Movement	Market Movement	Depreciation	Balance	Consideration	Accounting Cost Base	
	25/05/2021	Purchase	0.01	495.20	0.00	0.00	495.27	0.00	0.00	0.00
	28/05/2021	Purchase	0.01	497.35	0.00	0.00	992.62	0.00	0.00	0.00
	28/05/2021	Purchase	0.01	447.61	0.00	0.00	1,440.23	0.00	0.00	0.00
	28/05/2021	Purchase	0.02	1,242.63	0.00	0.00	2,682.86	0.00	0.00	0.00
	03/06/2021	Disposal	(0.01)	(497.35)	0.00	0.00	2,185.51	493.11	497.35	(4.24)
	08/06/2021	Disposal	(0.00)	(77.14)	0.00	0.00	2,108.37	66.90	77.14	(10.24)
	08/06/2021	Disposal	(0.04)	(2,108.30)	0.00	0.00	0.07	1,830.96	2,108.30	(277.34)
	21/06/2021	Purchase	0.01	505.22	0.00	0.00	505.29	0.00	0.00	0.00
	21/06/2021	Purchase	0.02	653.24	0.00	0.00	1,158.53	0.00	0.00	0.00
	21/06/2021	Purchase	0.02	860.48	0.00	0.00	2,019.01	0.00	0.00	0.00
	27/06/2021	Disposal	(0.04)	(1,545.68)	0.00	0.00	473.33	1,531.88	1,545.68	(13.80)
	30/06/2021	Revaluation	0.00	0.00	33.45	0.00	506.78	0.00	0.00	0.00
	30/06/2021		0.01	(827.16)	59.75	0.00	506.78	43,215.22	40,176.53	3,038.69
COMP - Compound										
	26/12/2020	Purchase	0.60	102.51	0.00	0.00	102.51	0.00	0.00	0.00
	26/12/2020	Purchase	0.40	68.34	0.00	0.00	170.85	0.00	0.00	0.00
	06/01/2021	Disposal	(1.00)	(170.85)	0.00	0.00	0.00	217.91	170.85	47.06
	23/03/2021	Purchase	1.50	735.66	0.00	0.00	735.66	0.00	0.00	0.00
	01/04/2021	Disposal	(0.50)	(245.22)	0.00	0.00	490.44	298.00	245.22	52.78
	17/05/2021	Disposal	(1.00)	(490.39)	0.00	0.00	0.05	890.44	490.39	400.05
	18/05/2021	Disposal	(0.00)	(0.05)	0.00	0.00	0.00	0.09	0.05	0.04
	19/05/2021	Purchase	0.20	118.19	0.00	0.00	118.19	0.00	0.00	0.00
	25/05/2021	Purchase	1.00	516.07	0.00	0.00	634.26	0.00	0.00	0.00
	19/06/2021	Purchase	0.50	184.92	0.00	0.00	819.18	0.00	0.00	0.00
	30/06/2021	Revaluation	0.00	0.00	(118.38)	0.00	700.80	0.00	0.00	0.00
	30/06/2021		1.70	819.18	(118.38)	0.00	700.80	1,406.44	906.51	499.93
DIAMONDS - Argyle Pink Diamonds (weight 0.100ct)										
	24/11/2020	Purchase	2.00	18,640.00	0.00	0.00	18,640.00	0.00	0.00	0.00
	30/06/2021	Revaluation	0.00	0.00	13,960.00	0.00	32,600.00	0.00	0.00	0.00
	30/06/2021		2.00	18,640.00	13,960.00	0.00	32,600.00	0.00	0.00	0.00
DIAMONDS2 - Argyle Pink Diamonds (weight 0.150ct)										
	24/11/2020	Purchase	10.00	4,930.00	0.00	0.00	4,930.00	0.00	0.00	0.00
	30/06/2021	Revaluation	0.00	0.00	3,670.00	0.00	8,600.00	0.00	0.00	0.00
	30/06/2021		10.00	4,930.00	3,670.00	0.00	8,600.00	0.00	0.00	0.00

Compass Superfund Market Movement Report



As at 30 June 2021

Investment	Date	Description	Unrealised				Realised			Total
			Units	Accounting Cost Movement	Market Movement	Depreciation	Balance	Consideration	Accounting Cost Base	
DOT - Polkadot										
	23/02/2021	Purchase	9.50	361.36	0.00	0.00	361.36	0.00	0.00	0.00
	23/02/2021	Purchase	0.50	19.02	0.00	0.00	380.38	0.00	0.00	0.00
	07/03/2021	Disposal	(5.00)	(190.19)	0.00	0.00	190.19	240.76	190.19	50.57
	23/03/2021	Purchase	2.00	92.46	0.00	0.00	282.65	0.00	0.00	0.00
	23/04/2021	Purchase	3.00	114.57	0.00	0.00	397.22	0.00	0.00	0.00
	17/05/2021	Disposal	(5.00)	(207.03)	0.00	0.00	190.19	256.21	207.03	49.18
	25/05/2021	Purchase	5.00	140.70	0.00	0.00	330.89	0.00	0.00	0.00
	08/06/2021	Disposal	(5.00)	(190.19)	0.00	0.00	140.70	136.41	190.19	(53.78)
	12/06/2021	Purchase	5.00	130.65	0.00	0.00	271.35	0.00	0.00	0.00
	30/06/2021	Revaluation	0.00	0.00	(66.41)	0.00	204.94	0.00	0.00	0.00
	30/06/2021	Revaluation	0.00	0.00	8.20	0.00	213.14	0.00	0.00	0.00
	30/06/2021	Revaluation	0.00	0.00	(8.20)	0.00	204.94	0.00	0.00	0.00
	30/06/2021		10.00	271.35	(66.41)	0.00	204.94	633.38	587.41	45.97
ETH - Ethereum- ETH										
	01/07/2020	Opening Balance	3.00	0.00	0.00	0.00	980.04	0.00	0.00	0.00
	13/07/2020	Purchase	1.00	352.45	0.00	0.00	1,332.49	0.00	0.00	0.00
	01/08/2020	Purchase	3.00	1,512.02	0.00	0.00	2,844.51	0.00	0.00	0.00
	01/08/2020	Purchase	1.60	868.32	0.00	0.00	3,712.83	0.00	0.00	0.00
	02/08/2020	Purchase	0.92	511.39	0.00	0.00	4,224.22	0.00	0.00	0.00
	16/08/2020	Disposal	(6.00)	(2,748.56)	0.00	0.00	1,475.66	3,529.17	2,748.56	780.61
	16/08/2020	Writeback	0.00	0.00	34.68	0.00	1,510.34	0.00	0.00	0.00
	16/08/2020	Disposal	(3.52)	(1,521.44)	0.00	0.00	(11.10)	2,073.38	1,521.44	551.94
	16/08/2020	Writeback	0.00	0.00	11.13	0.00	0.03	0.00	0.00	0.00
	22/08/2020	Purchase	7.72	4,349.01	0.00	0.00	4,349.04	0.00	0.00	0.00
	22/08/2020	Purchase	1.81	1,017.31	0.00	0.00	5,366.35	0.00	0.00	0.00
	17/09/2020	Purchase	1.00	525.62	0.00	0.00	5,891.97	0.00	0.00	0.00
	21/09/2020	Purchase	2.00	1,015.05	0.00	0.00	6,907.02	0.00	0.00	0.00
	19/10/2020	Disposal	(3.00)	(1,690.18)	0.00	0.00	5,216.84	1,585.04	1,690.18	(105.14)
	23/10/2020	Disposal	(9.52)	(5,216.81)	0.00	0.00	0.03	5,591.65	5,216.81	374.84
	09/11/2020	Purchase	3.00	1,883.95	0.00	0.00	1,883.98	0.00	0.00	0.00
	09/11/2020	Purchase	2.00	1,262.28	0.00	0.00	3,146.26	0.00	0.00	0.00
	09/11/2020	Purchase	1.00	607.82	0.00	0.00	3,754.08	0.00	0.00	0.00
	21/11/2020	Disposal	(2.00)	(1,262.28)	0.00	0.00	2,491.80	1,393.00	1,262.28	130.72
	23/12/2020	Purchase	2.00	1,694.43	0.00	0.00	4,186.23	0.00	0.00	0.00

Compass Superfund
Market Movement Report



As at 30 June 2021

Investment	Date	Description	Unrealised				Realised			Total
			Units	Accounting Cost Movement	Market Movement	Depreciation	Balance	Consideration	Accounting Cost Base	
	03/01/2021	Purchase	1.00	1,005.00	0.00	0.00	5,191.23	0.00	0.00	0.00
	04/01/2021	Disposal	(1.00)	(1,005.00)	0.00	0.00	4,186.23	1,373.10	1,005.00	368.10
	04/01/2021	Purchase	1.00	1,212.03	0.00	0.00	5,398.26	0.00	0.00	0.00
	07/01/2021	Disposal	(1.00)	(1,212.03)	0.00	0.00	4,186.23	1,501.46	1,212.03	289.43
	07/01/2021	Disposal	(1.00)	(847.21)	0.00	0.00	3,339.02	1,592.00	847.21	744.79
	12/01/2021	Purchase	2.00	2,796.92	0.00	0.00	6,135.94	0.00	0.00	0.00
	16/01/2021	Purchase	1.35	1,956.43	0.00	0.00	8,092.37	0.00	0.00	0.00
	17/01/2021	Disposal	(1.00)	(1,449.21)	0.00	0.00	6,643.16	1,641.75	1,449.21	192.54
	19/01/2021	Disposal	(1.00)	(1,416.22)	0.00	0.00	5,226.94	1,741.25	1,416.22	325.03
	21/01/2021	Disposal	(1.35)	(1,887.92)	0.00	0.00	3,339.02	2,122.34	1,887.92	234.42
	22/01/2021	Purchase	0.50	685.91	0.00	0.00	4,024.93	0.00	0.00	0.00
	22/01/2021	Purchase	0.50	685.91	0.00	0.00	4,710.84	0.00	0.00	0.00
	05/02/2021	Disposal	(1.00)	(1,371.82)	0.00	0.00	3,339.02	2,182.41	1,371.82	810.59
	23/02/2021	Purchase	0.40	735.66	0.00	0.00	4,074.68	0.00	0.00	0.00
	23/02/2021	Purchase	0.25	435.16	0.00	0.00	4,509.84	0.00	0.00	0.00
	28/02/2021	Purchase	0.50	910.03	0.00	0.00	5,419.87	0.00	0.00	0.00
	28/02/2021	Purchase	1.00	1,740.66	0.00	0.00	7,160.53	0.00	0.00	0.00
	28/02/2021	Disposal	(0.25)	(459.79)	0.00	0.00	6,700.74	447.50	459.79	(12.29)
	01/03/2021	Disposal	(1.00)	(1,795.13)	0.00	0.00	4,905.61	1,849.71	1,795.13	54.58
	02/03/2021	Purchase	1.00	2,010.00	0.00	0.00	6,915.61	0.00	0.00	0.00
	04/03/2021	Disposal	(1.00)	(2,010.00)	0.00	0.00	4,905.61	2,011.89	2,010.00	1.89
	01/04/2021	Disposal	(2.00)	(2,476.60)	0.00	0.00	2,429.01	5,024.75	2,476.60	2,548.15
	01/04/2021	Disposal	(0.10)	(62.80)	0.00	0.00	2,366.21	257.51	62.80	194.71
	17/05/2021	Disposal	(0.01)	(6.61)	0.00	0.00	2,359.60	47.03	6.61	40.42
	17/05/2021	Disposal	(0.99)	(621.37)	0.00	0.00	1,738.23	4,420.52	621.37	3,799.15
	19/05/2021	Purchase	0.50	1,674.83	0.00	0.00	3,413.06	0.00	0.00	0.00
	20/05/2021	Disposal	(0.50)	(1,674.83)	0.00	0.00	1,738.23	1,854.68	1,674.83	179.85
	25/05/2021	Purchase	1.00	3,358.10	0.00	0.00	5,096.33	0.00	0.00	0.00
	25/05/2021	Purchase	0.50	1,658.25	0.00	0.00	6,754.58	0.00	0.00	0.00
	25/05/2021	Purchase	1.00	3,305.44	0.00	0.00	10,060.02	0.00	0.00	0.00
	28/05/2021	Purchase	0.50	1,768.94	0.00	0.00	11,828.96	0.00	0.00	0.00
	31/05/2021	Disposal	(1.00)	(3,447.99)	0.00	0.00	8,380.97	3,303.40	3,447.99	(144.59)
	04/06/2021	Disposal	(0.50)	(1,679.05)	0.00	0.00	6,701.92	1,704.74	1,679.05	25.69
	08/06/2021	Disposal	(0.31)	(1,017.17)	0.00	0.00	5,684.75	990.02	1,017.17	(27.15)
	08/06/2021	Disposal	(0.69)	(2,293.80)	0.00	0.00	3,390.95	2,237.95	2,293.80	(55.85)
	08/06/2021	Disposal	(1.00)	(1,966.71)	0.00	0.00	1,424.24	3,212.85	1,966.71	1,246.14

Compass Superfund
Market Movement Report



As at 30 June 2021

Investment	Date	Description	Unrealised				Realised			Total
			Units	Accounting Cost Movement	Market Movement	Depreciation	Balance	Consideration	Accounting Cost Base	
	08/06/2021	Disposal	(1.00)	(627.98)	0.00	0.00	796.26	3,229.57	627.98	2,601.59
	21/06/2021	Purchase	1.00	2,895.41	0.00	0.00	3,691.67	0.00	0.00	0.00
	21/06/2021	Purchase	0.50	1,385.90	0.00	0.00	5,077.57	0.00	0.00	0.00
	22/06/2021	Purchase	0.50	1,155.75	0.00	0.00	6,233.32	0.00	0.00	0.00
	27/06/2021	Disposal	(0.50)	(1,447.71)	0.00	0.00	4,785.61	1,191.87	1,447.71	(255.84)
	30/06/2021	Revaluation	0.00	0.00	3,165.41	0.00	7,951.02	0.00	0.00	0.00
	30/06/2021		2.80	3,759.76	3,211.22	0.00	7,951.02	58,110.54	43,216.22	14,894.32
GOLD1 - 1oz 2021 Golden Eagle Nugget Gold Coin 99.9%										
	04/02/2021	Purchase	1.00	2,546.75	0.00	0.00	2,546.75	0.00	0.00	0.00
	30/06/2021	Revaluation	0.00	0.00	(186.40)	0.00	2,360.35	0.00	0.00	0.00
	30/06/2021	Revaluation	0.00	0.00	19.65	0.00	2,380.00	0.00	0.00	0.00
	30/06/2021		1.00	2,546.75	(166.75)	0.00	2,380.00	0.00	0.00	0.00
GOLDBAR - 1oz Gold Cast Perth Mint Bars 99.99%										
	24/11/2020	Purchase	3.00	7,808.64	0.00	0.00	7,808.64	0.00	0.00	0.00
	30/06/2021	Revaluation	0.00	0.00	(727.59)	0.00	7,081.05	0.00	0.00	0.00
	30/06/2021	Revaluation	0.00	0.00	58.95	0.00	7,140.00	0.00	0.00	0.00
	30/06/2021		3.00	7,808.64	(668.64)	0.00	7,140.00	0.00	0.00	0.00
GRT - The Graph										
	28/02/2021	Purchase	12.00	26.15	0.00	0.00	26.15	0.00	0.00	0.00
	13/03/2021	Purchase	100.00	220.22	0.00	0.00	246.37	0.00	0.00	0.00
	03/04/2021	Disposal	(4.00)	(8.81)	0.00	0.00	237.56	10.15	8.81	1.34
	28/05/2021	Purchase	100.00	101.85	0.00	0.00	339.41	0.00	0.00	0.00
	30/06/2021	Revaluation	0.00	0.00	(173.80)	0.00	165.61	0.00	0.00	0.00
	30/06/2021		208.00	339.41	(173.80)	0.00	165.61	10.15	8.81	1.34
In House_Compass SF - In House Loans- Compass SF										
	01/07/2020	Opening Balance	1.00	0.00	0.00	0.00	421.03	0.00	0.00	0.00
	01/07/2020	Revaluation	0.00	0.00	(248.00)	0.00	173.03	0.00	0.00	0.00
	30/06/2021	Revaluation	0.00	0.00	(172.03)	0.00	1.00	0.00	0.00	0.00
	30/06/2021	Revaluation	0.00	0.00	171.03	0.00	172.03	0.00	0.00	0.00
	30/06/2021	Revaluation	0.00	0.00	1.00	0.00	173.03	0.00	0.00	0.00
	30/06/2021		1.00	0.00	(248.00)	0.00	173.03	0.00	0.00	0.00

Compass Superfund Market Movement Report



As at 30 June 2021

Investment	Date	Description	Unrealised				Realised			Total
			Units	Accounting Cost Movement	Market Movement	Depreciation	Balance	Consideration	Accounting Cost Base	
KNCL - KYBER NETWORK LEGACY										
	19/02/2021	Purchase	40.00	100.90	0.00	0.00	100.90	0.00	0.00	0.00
	18/03/2021	Disposal	(15.00)	(37.84)	0.00	0.00	63.06	52.24	37.84	14.40
	02/04/2021	Disposal	(25.00)	(63.06)	0.00	0.00	0.00	92.78	63.06	29.72
	30/06/2021		0.00	0.00	0.00	0.00	0.00	145.02	100.90	44.12
LINK - Chainlink										
	26/12/2020	Purchase	46.00	699.92	0.00	0.00	699.92	0.00	0.00	0.00
	06/02/2021	Disposal	(23.00)	(349.96)	0.00	0.00	349.96	753.48	349.96	403.52
	28/02/2021	Disposal	(23.00)	(349.96)	0.00	0.00	0.00	722.02	349.96	372.06
	19/05/2021	Purchase	3.00	111.56	0.00	0.00	111.56	0.00	0.00	0.00
	19/05/2021	Purchase	2.00	71.36	0.00	0.00	182.92	0.00	0.00	0.00
	19/05/2021	Purchase	9.90	333.31	0.00	0.00	516.23	0.00	0.00	0.00
	19/05/2021	Purchase	0.10	3.36	0.00	0.00	519.59	0.00	0.00	0.00
	30/06/2021	Revaluation	0.00	0.00	(143.54)	0.00	376.05	0.00	0.00	0.00
	30/06/2021		15.00	519.59	(143.54)	0.00	376.05	1,475.50	699.92	775.58
LTC - LTC										
	01/07/2020	Opening Balance	5.00	0.00	0.00	0.00	297.15	0.00	0.00	0.00
	13/07/2020	Purchase	2.70	175.67	0.00	0.00	472.82	0.00	0.00	0.00
	13/07/2020	Purchase	1.30	84.82	0.00	0.00	557.64	0.00	0.00	0.00
	28/07/2020	Purchase	1.00	75.38	0.00	0.00	633.02	0.00	0.00	0.00
	02/08/2020	Purchase	4.00	334.67	0.00	0.00	967.69	0.00	0.00	0.00
	08/08/2020	Purchase	0.06	4.68	0.00	0.00	972.37	0.00	0.00	0.00
	08/08/2020	Purchase	0.05	3.74	0.00	0.00	976.11	0.00	0.00	0.00
	08/08/2020	Purchase	0.04	2.99	0.00	0.00	979.10	0.00	0.00	0.00
	08/08/2020	Purchase	0.86	69.50	0.00	0.00	1,048.60	0.00	0.00	0.00
	18/08/2020	Disposal	(4.88)	(405.87)	0.00	0.00	642.73	461.28	405.87	55.41
	18/08/2020	Writeback	0.00	0.00	9.59	0.00	652.32	0.00	0.00	0.00
	18/08/2020	Disposal	(4.88)	(330.70)	0.00	0.00	321.62	461.28	330.70	130.58
	18/08/2020	Writeback	0.00	0.00	9.59	0.00	331.21	0.00	0.00	0.00
	18/08/2020	Disposal	(2.46)	(160.40)	0.00	0.00	170.81	232.46	160.40	72.06
	18/08/2020	Writeback	0.00	0.00	4.83	0.00	175.64	0.00	0.00	0.00
	18/08/2020	Disposal	(2.28)	(148.26)	0.00	0.00	27.38	215.20	148.26	66.94
	18/08/2020	Writeback	0.00	0.00	4.47	0.00	31.85	0.00	0.00	0.00
	18/08/2020	Disposal	(0.50)	(32.83)	0.00	0.00	(0.98)	47.66	32.83	14.83
	18/08/2020	Writeback	0.00	0.00	0.99	0.00	0.01	0.00	0.00	0.00

Compass Superfund Market Movement Report



As at 30 June 2021

Investment	Date	Description	Unrealised				Realised			Total
			Units	Accounting Cost Movement	Market Movement	Depreciation	Balance	Consideration	Accounting Cost Base	
	22/08/2020	Purchase	15.00	1,266.30	0.00	0.00	1,266.31	0.00	0.00	0.00
	23/12/2020	Purchase	3.00	458.28	0.00	0.00	1,724.59	0.00	0.00	0.00
	23/12/2020	Purchase	2.00	283.41	0.00	0.00	2,008.00	0.00	0.00	0.00
	23/12/2020	Purchase	2.00	281.40	0.00	0.00	2,289.40	0.00	0.00	0.00
	25/12/2020	Disposal	(2.00)	(305.52)	0.00	0.00	1,983.88	318.40	305.52	12.88
	07/01/2021	Disposal	(2.00)	(294.46)	0.00	0.00	1,689.42	497.50	294.46	203.04
	11/01/2021	Purchase	0.03	5.11	0.00	0.00	1,694.53	0.00	0.00	0.00
	11/01/2021	Purchase	0.02	4.08	0.00	0.00	1,698.61	0.00	0.00	0.00
	11/01/2021	Purchase	0.02	3.26	0.00	0.00	1,701.87	0.00	0.00	0.00
	11/01/2021	Purchase	1.62	266.04	0.00	0.00	1,967.91	0.00	0.00	0.00
	12/01/2021	Purchase	0.37	63.56	0.00	0.00	2,031.47	0.00	0.00	0.00
	12/01/2021	Purchase	1.42	241.87	0.00	0.00	2,273.34	0.00	0.00	0.00
	12/01/2021	Purchase	0.21	36.27	0.00	0.00	2,309.61	0.00	0.00	0.00
	10/02/2021	Disposal	(1.00)	(170.85)	0.00	0.00	2,138.76	248.75	170.85	77.90
	18/02/2021	Purchase	1.00	300.49	0.00	0.00	2,439.25	0.00	0.00	0.00
	23/02/2021	Disposal	(0.44)	(133.48)	0.00	0.00	2,305.77	99.00	133.48	(34.48)
	23/02/2021	Disposal	(1.26)	(286.60)	0.00	0.00	2,019.17	279.89	286.60	(6.71)
	18/05/2021	Disposal	(1.00)	(165.93)	0.00	0.00	1,853.24	398.00	165.93	232.07
	19/05/2021	Purchase	1.00	225.12	0.00	0.00	2,078.36	0.00	0.00	0.00
	08/06/2021	Disposal	(2.00)	(388.94)	0.00	0.00	1,689.42	405.16	388.94	16.22
	08/06/2021	Disposal	(6.00)	(676.36)	0.00	0.00	1,013.06	1,215.73	676.36	539.37
	22/06/2021	Purchase	1.00	151.76	0.00	0.00	1,164.82	0.00	0.00	0.00
	27/06/2021	Disposal	(1.00)	(151.76)	0.00	0.00	1,013.06	166.17	151.76	14.41
	30/06/2021	Revaluation	0.00	0.00	1,225.41	0.00	2,238.47	0.00	0.00	0.00
	30/06/2021		12.00	686.44	1,254.88	0.00	2,238.47	5,046.48	3,651.96	1,394.52
MKR - Maker										
	20/06/2021	Purchase	0.05	174.87	0.00	0.00	174.87	0.00	0.00	0.00
	21/06/2021	Purchase	0.02	67.08	0.00	0.00	241.95	0.00	0.00	0.00
	22/06/2021	Purchase	0.06	174.92	0.00	0.00	416.87	0.00	0.00	0.00
	30/06/2021	Revaluation	0.00	0.00	38.12	0.00	454.99	0.00	0.00	0.00
	30/06/2021	Revaluation	0.00	0.00	(39.21)	0.00	415.78	0.00	0.00	0.00
	30/06/2021	Revaluation	0.00	0.00	3.27	0.00	419.05	0.00	0.00	0.00
	30/06/2021	Revaluation	0.00	0.00	35.94	0.00	454.99	0.00	0.00	0.00
	30/06/2021		0.13	416.87	38.12	0.00	454.99	0.00	0.00	0.00

Compass Superfund Market Movement Report



As at 30 June 2021

Investment	Date	Description	Unrealised				Realised			Total
			Units	Accounting Cost Movement	Market Movement	Depreciation	Balance	Consideration	Accounting Cost Base	
OMG - OmiseGo										
	01/07/2020	Opening Balance	0.00	0.00	0.00	0.00	0.00	0.00	0.00	0.00
	18/02/2021	Purchase	10.00	83.71	0.00	0.00	83.71	0.00	0.00	0.00
	06/04/2021	Disposal	(10.00)	(83.71)	0.00	0.00	0.00	114.42	83.71	30.71
	06/04/2021	Disposal	(0.00)	0.00	0.00	0.00	0.00	0.00	0.00	0.00
	30/06/2021		0.00	0.00	0.00	0.00	0.00	114.42	83.71	30.71
PMGT - PERTH MINT GOLD TOKEN										
	17/09/2020	Purchase	2.40	6,426.42	0.00	0.00	6,426.42	0.00	0.00	0.00
	17/09/2020	Purchase	1.00	2,677.68	0.00	0.00	9,104.10	0.00	0.00	0.00
	08/10/2020	Purchase	1.75	4,687.77	0.00	0.00	13,791.87	0.00	0.00	0.00
	09/11/2020	Disposal	(0.75)	(2,009.04)	0.00	0.00	11,782.83	2,006.67	2,009.04	(2.37)
	09/11/2020	Disposal	(0.51)	(1,361.36)	0.00	0.00	10,421.47	1,370.87	1,361.36	9.51
	16/11/2020	Purchase	1.00	2,605.97	0.00	0.00	13,027.44	0.00	0.00	0.00
	03/01/2021	Disposal	(0.03)	(80.36)	0.00	0.00	12,947.08	73.82	80.36	(6.54)
	17/01/2021	Disposal	(0.00)	(4.45)	0.00	0.00	12,942.63	3.94	4.45	(0.51)
	17/01/2021	Disposal	(0.00)	(3.35)	0.00	0.00	12,939.28	2.97	3.35	(0.38)
	17/01/2021	Disposal	(0.01)	(26.79)	0.00	0.00	12,912.49	23.76	26.79	(3.03)
	17/01/2021	Disposal	(0.03)	(80.36)	0.00	0.00	12,832.13	71.28	80.36	(9.08)
	17/01/2021	Disposal	(0.05)	(133.94)	0.00	0.00	12,698.19	118.80	133.94	(15.14)
	18/01/2021	Disposal	(0.02)	(44.63)	0.00	0.00	12,653.56	39.59	44.63	(5.04)
	18/01/2021	Disposal	(0.00)	(3.35)	0.00	0.00	12,650.21	2.97	3.35	(0.38)
	18/01/2021	Disposal	(0.00)	(4.45)	0.00	0.00	12,645.76	3.94	4.45	(0.51)
	18/01/2021	Disposal	(0.89)	(2,376.86)	0.00	0.00	10,268.90	2,108.80	2,376.86	(268.06)
	23/01/2021	Disposal	(0.86)	(2,307.60)	0.00	0.00	7,961.30	2,073.39	2,307.60	(234.21)
	03/02/2021	Disposal	(0.04)	(109.62)	0.00	0.00	7,851.68	98.99	109.62	(10.63)
	03/02/2021	Disposal	(0.96)	(2,568.05)	0.00	0.00	5,283.63	2,318.86	2,568.05	(249.19)
	01/03/2021	Purchase	0.05	112.91	0.00	0.00	5,396.54	0.00	0.00	0.00
	02/03/2021	Purchase	0.05	111.56	0.00	0.00	5,508.10	0.00	0.00	0.00
	22/03/2021	Purchase	0.50	1,129.62	0.00	0.00	6,637.72	0.00	0.00	0.00
	01/04/2021	Purchase	0.05	121.21	0.00	0.00	6,758.93	0.00	0.00	0.00
	02/04/2021	Purchase	0.16	364.47	0.00	0.00	7,123.40	0.00	0.00	0.00
	03/04/2021	Purchase	0.02	34.42	0.00	0.00	7,157.82	0.00	0.00	0.00
	03/04/2021	Purchase	0.11	252.52	0.00	0.00	7,410.34	0.00	0.00	0.00
	03/04/2021	Purchase	0.11	257.56	0.00	0.00	7,667.90	0.00	0.00	0.00
	03/04/2021	Purchase	0.03	67.59	0.00	0.00	7,735.49	0.00	0.00	0.00

Compass Superfund Market Movement Report

As at 30 June 2021



Investment	Date	Description	Unrealised				Realised			Total
			Units	Accounting Cost Movement	Market Movement	Depreciation	Balance	Consideration	Accounting Cost Base	
	05/04/2021	Purchase	0.05	122.78	0.00	0.00	7,858.27	0.00	0.00	0.00
	05/04/2021	Purchase	0.46	1,060.78	0.00	0.00	8,919.05	0.00	0.00	0.00
	05/04/2021	Purchase	1.00	2,274.32	0.00	0.00	11,193.37	0.00	0.00	0.00
	22/06/2021	Purchase	0.50	1,187.41	0.00	0.00	12,380.78	0.00	0.00	0.00
	30/06/2021	Revaluation	0.00	0.00	(489.57)	0.00	11,891.21	0.00	0.00	0.00
	30/06/2021		5.10	12,380.78	(489.57)	0.00	11,891.21	10,318.65	11,114.21	(795.56)
SHARELO - Capital9 Global Stocks (Sharelord Investor)										
	01/07/2020	Opening Balance	1.00	0.00	0.00	0.00	41,922.97	0.00	0.00	0.00
	20/07/2020	Revaluation	0.00	0.00	20,000.00	0.00	61,922.97	0.00	0.00	0.00
	10/09/2020	Revaluation	0.00	0.00	20,000.00	0.00	81,922.97	0.00	0.00	0.00
	23/11/2020	Revaluation	0.00	0.00	(17,500.00)	0.00	64,422.97	0.00	0.00	0.00
	03/12/2020	Revaluation	0.00	0.00	6,000.00	0.00	70,422.97	0.00	0.00	0.00
	05/01/2021	Revaluation	0.00	0.00	2,000.00	0.00	72,422.97	0.00	0.00	0.00
	30/06/2021	Revaluation	0.00	0.00	134.62	0.00	72,557.59	0.00	0.00	0.00
	30/06/2021	Revaluation	0.00	0.00	(7,188.03)	0.00	65,369.56	0.00	0.00	0.00
	30/06/2021		1.00	0.00	23,446.59	0.00	65,369.56	0.00	0.00	0.00
SILVERBAR - 10 oz Silver bar										
	04/02/2021	Purchase	2.00	792.80	0.00	0.00	792.80	0.00	0.00	0.00
	30/06/2021	Revaluation	0.00	0.00	600.60	0.00	1,393.40	0.00	0.00	0.00
	30/06/2021	Revaluation	0.00	0.00	(696.70)	0.00	696.70	0.00	0.00	0.00
	30/06/2021	Revaluation	0.00	0.00	9.10	0.00	705.80	0.00	0.00	0.00
	30/06/2021		2.00	792.80	(87.00)	0.00	705.80	0.00	0.00	0.00
SNX1 - Synthetix Network Token										
	05/02/2021	Purchase	7.00	197.16	0.00	0.00	197.16	0.00	0.00	0.00
	19/05/2021	Purchase	1.00	15.98	0.00	0.00	213.14	0.00	0.00	0.00
	24/06/2021	Purchase	2.00	17.70	0.00	0.00	230.84	0.00	0.00	0.00
	30/06/2021	Revaluation	0.00	0.00	(138.54)	0.00	92.30	0.00	0.00	0.00
	30/06/2021	Revaluation	0.00	0.00	2.35	0.00	94.65	0.00	0.00	0.00
	30/06/2021	Revaluation	0.00	0.00	(2.35)	0.00	92.30	0.00	0.00	0.00
	30/06/2021		10.00	230.84	(138.54)	0.00	92.30	0.00	0.00	0.00
XLM1 - Stellar										
	26/12/2020	Purchase	1,037.00	200.10	0.00	0.00	200.10	0.00	0.00	0.00
	06/01/2021	Disposal	(1,037.00)	(200.10)	0.00	0.00	0.00	288.91	200.10	88.81
	28/02/2021	Purchase	177.00	101.75	0.00	0.00	101.75	0.00	0.00	0.00

Compass Superfund Market Movement Report



As at 30 June 2021

Investment	Date	Description	Unrealised				Realised			Total
			Units	Accounting Cost Movement	Market Movement	Depreciation	Balance	Consideration	Accounting Cost Base	
	02/04/2021	Disposal	(100.00)	(57.49)	0.00	0.00	44.26	57.71	57.49	0.22
	02/04/2021	Disposal	(77.00)	(44.26)	0.00	0.00	0.00	44.44	44.26	0.18
	26/04/2021	Purchase	188.00	101.20	0.00	0.00	101.20	0.00	0.00	0.00
	15/05/2021	Disposal	(94.00)	(50.60)	0.00	0.00	50.60	86.05	50.60	35.45
	15/05/2021	Disposal	(0.00)	0.00	0.00	0.00	50.60	0.00	0.00	0.00
	17/05/2021	Disposal	(94.00)	(50.60)	0.00	0.00	0.00	83.99	50.60	33.39
	17/05/2021	Disposal	(0.00)	0.00	0.00	0.00	0.00	0.00	0.00	0.00
	30/06/2021		0.00	0.00	0.00	0.00	0.00	561.10	403.05	158.05
YFI - yearn.finance										
	23/12/2020	Purchase	0.00	67.13	0.00	0.00	67.13	0.00	0.00	0.00
	23/12/2020	Purchase	0.02	536.37	0.00	0.00	603.50	0.00	0.00	0.00
	04/01/2021	Disposal	(0.02)	(603.50)	0.00	0.00	0.00	611.84	603.50	8.34
	30/06/2021		0.00	0.00	0.00	0.00	0.00	611.84	603.50	8.34
ZRX - 0x (ZRX)										
	01/07/2020	Opening Balance	105.00	0.00	0.00	0.00	51.09	0.00	0.00	0.00
	15/08/2020	Disposal	(105.00)	(50.65)	0.00	0.00	0.44	79.40	50.65	28.75
	15/08/2020	Writeback	0.00	0.00	(0.44)	0.00	0.00	0.00	0.00	0.00
	18/09/2020	Purchase	900.00	534.55	0.00	0.00	534.55	0.00	0.00	0.00
	26/12/2020	Purchase	111.00	55.67	0.00	0.00	590.22	0.00	0.00	0.00
	07/02/2021	Disposal	(444.29)	(263.88)	0.00	0.00	326.34	866.45	263.88	602.57
	07/02/2021	Disposal	(55.71)	(33.09)	0.00	0.00	293.25	108.65	33.09	75.56
	23/02/2021	Disposal	(43.00)	(25.54)	0.00	0.00	267.71	72.73	25.54	47.19
	23/02/2021	Disposal	(156.00)	(92.66)	0.00	0.00	175.05	263.87	92.66	171.21
	23/02/2021	Disposal	(156.00)	(92.66)	0.00	0.00	82.39	263.87	92.66	171.21
	23/02/2021	Disposal	(156.00)	(82.40)	0.00	0.00	(0.01)	263.87	82.40	181.47
	30/06/2021	Revaluation	0.00	0.00	0.01	0.00	0.00	0.00	0.00	0.00
	30/06/2021		0.00	(50.66)	(0.43)	0.00	0.00	1,918.84	640.88	1,277.96
Total Market Movement					43,153.59				21,410.86	64,564.45

Compass Superfund CGT Register Report



As at 30 June 2021

Investment	Transaction Date	Contract Date	CGT Transaction Type	Units	Cost Base	Cost Base Adj Tax Def	Cost Base Adj Tax Free	Reduced Cost Base	Adjusted Cost Base	Net Other Capital Gain	Net Indexed Gain	Gross Discounted Gain	CGT Loss
------------	------------------	---------------	----------------------	-------	-----------	-----------------------	------------------------	-------------------	--------------------	------------------------	------------------	-----------------------	----------

Collectables (Coins, Stamps, Wine and Other Personal Use Assets)

SILVERBAR - 10 oz Silver bar

04/02/2021 04/02/2021 Purchase 2.00 792.80

GOLD1 - 1oz 2021 Golden Eagle Nugget Gold Coin 99.9%

04/02/2021 04/02/2021 Purchase 1.00 2,546.75

GOLDBAR - 1oz Gold Cast Perth Mint Bars 99.99%

24/11/2020 24/11/2020 Purchase 3.00 7,808.64

DIAMONDS - Argyle Pink Diamonds (weight 0.100ct)

17/11/2020 17/11/2020 Purchase 2.00 18,640.00

DIAMONDS2 - Argyle Pink Diamonds (weight 0.150ct)

17/11/2020 17/11/2020 Purchase 10.00 4,930.00

Cryptocurrency

ZRX - 0x (ZRX)

15/08/2020 15/08/2020 Disposal (105.00) 0.00 50.65 50.65 28.75

18/09/2020 18/09/2020 Purchase 900.00 534.55

26/12/2020 25/12/2020 Purchase 111.00 55.67

07/02/2021 06/02/2021 Disposal (444.29) 0.00 263.88 263.88 602.57

07/02/2021 06/02/2021 Disposal (55.71) 0.00 33.09 33.09 75.56

Compass Superfund
CGT Register Report



As at 30 June 2021

Investment	Transaction	Contract	CGT	Units	Cost Base	Cost Base Adj	Cost Base Adj	Reduced	Adjusted	Net Other	Net Indexed	Gross	CGT Loss
Date	Date	Date	Transaction			Tax Def	Tax Free	Cost	Cost	Capital Gain	Gain	Discounted	
			Type					Base	Base			Gain	
Cryptocurrency													
	06/02/2021	05/02/2021	Purchase	0.99	746.21								
	06/02/2021	05/02/2021	Purchase	0.39	290.66								
	20/02/2021	19/02/2021	Purchase	0.05	27.63								
	04/03/2021	04/03/2021	Purchase	0.62	288.41								
	22/03/2021	22/03/2021	Purchase	1.00	473.36								
	01/04/2021	31/03/2021	Disposal	(0.01)		0.00		7.54	7.54				(2.68)
	01/04/2021	31/03/2021	Disposal	(0.99)		0.00		746.21	746.21				(265.51)
	02/04/2021	02/04/2021	Disposal	(0.32)		0.00		151.48	151.48	11.22			
	02/04/2021	02/04/2021	Disposal	(0.23)		0.00		108.87	108.87	8.07			
	02/04/2021	02/04/2021	Disposal	(0.05)		0.00		27.63	27.63				(2.21)

Compass Superfund CGT Register Report



As at 30 June 2021

Investment	Transaction Date	Contract Date	CGT Transaction Type	Units	Cost Base	Cost Base Adj Tax Def	Cost Base Adj Tax Free	Reduced Cost Base	Adjusted Cost Base	Net Other Capital Gain	Net Indexed Gain	Gross Discounted Gain	CGT Loss
Cryptocurrency													
	02/04/2021	02/04/2021	Disposal	(0.38)		0.00		283.12	283.12				(92.14)
	02/04/2021	02/04/2021	Disposal	(0.02)		0.00		18.37	18.37				(5.97)
	12/05/2021	12/05/2021	Disposal	(0.07)		0.00		32.42	32.42	14.47			
	13/05/2021	12/05/2021	Disposal	(0.38)		0.00		180.59	180.59	107.91			
	13/05/2021	12/05/2021	Disposal	(0.62)		0.00		288.41	288.41	179.29			
	25/05/2021	25/05/2021	Purchase	1.00	472.35								
	15/06/2021	15/06/2021	Purchase	1.00	309.54								
BITC - Bitcoin													
	14/07/2020	13/07/2020	Purchase	0.03	401.99								
	21/07/2020	21/07/2020	Disposal	(0.02)		0.00		208.04	208.04				(8.95)
	23/07/2020	22/07/2020	Disposal	(0.01)		0.00		118.16	118.16				(0.78)

Compass Superfund
CGT Register Report



As at 30 June 2021

Investment	Transaction	Contract	CGT	Units	Cost Base	Cost Base Adj	Cost Base Adj	Reduced	Adjusted	Net Other	Net Indexed	Gross	CGT Loss
Date	Date	Date	Transaction			Tax Def	Tax Free	Cost	Cost	Capital	Gain	Discounted	
			Type					Base	Base	Gain		Gain	
Cryptocurrency													
	23/07/2020	22/07/2020	Disposal	(0.01)		0.00		152.56	152.56				(5.84)
	24/07/2020	24/07/2020	Disposal	(0.03)		0.00		351.78	351.78	1.45			
	28/07/2020	28/07/2020	Purchase	0.06	852.60								
	01/08/2020	01/08/2020	Purchase	0.07	1,153.07								
	01/08/2020	01/08/2020	Purchase	0.04	739.43								
	02/08/2020	02/08/2020	Disposal	(0.06)		0.00		911.73	911.73				(52.37)
	06/08/2020	06/08/2020	Purchase	0.20	3,258.41								
	08/08/2020	08/08/2020	Purchase	0.10	1,607.49								
	16/08/2020	16/08/2020	Disposal	(0.04)		0.00		657.58	657.58	7.39			
	16/08/2020	16/08/2020	Disposal	(0.01)		0.00		241.34	241.34				(0.17)

Compass Superfund
CGT Register Report



As at 30 June 2021

Investment	Transaction	Contract	CGT	Units	Cost Base	Cost Base Adj	Cost Base Adj	Reduced Cost	Adjusted Cost	Net Other	Net Indexed	Gross	CGT Loss
Date	Date	Date	Transaction			Tax Def	Tax Free	Base	Base	Capital Gain	Gain	Discounted	
			Type									Gain	
Cryptocurrency													
	21/08/2020	21/08/2020	Purchase	0.20	3,296.50								
	21/08/2020	21/08/2020	Purchase	0.10	1,645.18								
	21/08/2020	21/08/2020	Purchase	0.15	2,542.01								
	22/08/2020	21/08/2020	Purchase	0.10	1,619.16								
	17/09/2020	17/09/2020	Purchase	0.07	1,127.20								
	28/09/2020	28/09/2020	Disposal	(0.02)		0.00		412.30	412.30				(25.37)
	28/09/2020	28/09/2020	Disposal	(0.05)		0.00		807.64	807.64				(49.26)
	06/10/2020	06/10/2020	Disposal	(0.00)		0.00		21.86	21.86				(2.06)
	06/10/2020	06/10/2020	Disposal	(0.05)		0.00		809.40	809.40				(74.62)
	06/10/2020	06/10/2020	Disposal	(0.15)		0.00		2,467.00	2,467.00				(231.62)

Compass Superfund
CGT Register Report



As at 30 June 2021

Investment	Transaction	Contract	CGT	Units	Cost Base	Cost Base Adj	Cost Base Adj	Reduced Cost	Adjusted Cost	Net Other	Net Indexed	Gross	CGT Loss
Date	Date	Date	Transaction			Tax Def	Tax Free	Base	Base	Capital Gain	Gain	Discounted	
			Type									Gain	
Cryptocurrency													
	09/11/2020	09/11/2020	Purchase	0.01	209.84								
	16/11/2020	16/11/2020	Disposal	(0.01)		0.00		209.84	209.84	11.79			
	16/11/2020	16/11/2020	Disposal	(0.02)		0.00		383.29	383.29	15.65			
	16/11/2020	16/11/2020	Disposal	(0.01)		0.00		210.25	210.25	11.38			
	06/12/2020	05/12/2020	Purchase	0.03	778.09								
	06/12/2020	05/12/2020	Purchase	0.02	605.67								
	16/12/2020	16/12/2020	Disposal	(0.02)		0.00		605.67	605.67	17.85			
	16/12/2020	16/12/2020	Disposal	(0.03)		0.00		778.09	778.09	17.89			
	23/12/2020	23/12/2020	Purchase	0.03	1,044.70								
	26/12/2020	26/12/2020	Disposal	(0.03)		0.00		1,044.70	1,044.70	34.09			

Compass Superfund
CGT Register Report



As at 30 June 2021

Investment	Transaction	Contract	CGT	Units	Cost Base	Cost Base Adj	Cost Base Adj	Reduced Cost	Adjusted Cost	Net Other	Net Indexed	Gross	CGT Loss
Date	Date	Date	Transaction			Tax Def	Tax Free	Base	Base	Capital Gain	Gain	Discounted	
			Type									Gain	
Cryptocurrency													
	03/01/2021	02/01/2021	Purchase	0.02	907.16								
	12/01/2021	12/01/2021	Purchase	0.02	811.11								
	13/01/2021	12/01/2021	Purchase	0.01	446.24								
	17/01/2021	16/01/2021	Disposal	(0.02)		0.00		811.11	811.11	56.21			
	17/01/2021	16/01/2021	Disposal	(0.00)		0.00		119.40	119.40	15.25			
	20/01/2021	20/01/2021	Purchase	0.01	457.28								
	23/01/2021	23/01/2021	Purchase	0.04	1,696.51								
	26/01/2021	26/01/2021	Purchase	0.04	1,696.04								
	03/02/2021	03/02/2021	Purchase	0.03	1,496.87								
	05/02/2021	05/02/2021	Disposal	(0.03)		0.00		1,496.87	1,496.87	77.42			

Compass Superfund
CGT Register Report



As at 30 June 2021

Investment	Transaction	Contract	CGT	Units	Cost Base	Cost Base Adj	Cost Base Adj	Reduced Cost	Adjusted Cost	Net Other	Net Indexed	Gross	CGT Loss
Date	Date	Date	Transaction			Tax Def	Tax Free	Base	Base	Capital Gain	Gain	Discounted	
			Type									Gain	
Cryptocurrency													
	08/02/2021	08/02/2021	Disposal	(0.01)		0.00		478.67	478.67	124.64			
	08/02/2021	08/02/2021	Disposal	(0.01)		0.00		457.28	457.28	77.28			
	21/02/2021	21/02/2021	Disposal	(0.01)		0.00		326.84	326.84	236.38			
	21/02/2021	21/02/2021	Disposal	(0.01)		0.00		566.39	566.39	422.33			
	21/02/2021	21/02/2021	Disposal	(0.00)		0.00		124.31	124.31	89.40			
	21/02/2021	21/02/2021	Disposal	(0.03)		0.00		1,093.53	1,093.53	786.29			
	22/02/2021	21/02/2021	Disposal	(0.01)		0.00		253.40	253.40	190.28			
	22/02/2021	21/02/2021	Disposal	(0.00)		0.00		74.62	74.62	60.02			
	22/02/2021	21/02/2021	Disposal	(0.00)		0.00		87.37	87.37	65.62			
	22/02/2021	21/02/2021	Disposal	(0.00)		0.00		74.10	74.10	59.74			

Compass Superfund
CGT Register Report



As at 30 June 2021

Investment	Transaction	Contract	CGT	Units	Cost Base	Cost Base Adj	Cost Base Adj	Reduced Cost	Adjusted Cost	Net Other	Net Indexed	Gross	CGT Loss
Date	Date	Date	Transaction			Tax Def	Tax Free	Base	Base	Capital Gain	Gain	Discounted	
			Type									Gain	
Cryptocurrency													
	22/02/2021	21/02/2021	Disposal	(0.01)			0.00	331.25	331.25	267.23			
	02/03/2021	02/03/2021	Purchase	0.04	2,534.70								
	02/03/2021	02/03/2021	Purchase	0.02	951.31								
	07/03/2021	07/03/2021	Disposal	(0.00)			0.00	15.66	15.66	0.37			
	07/03/2021	07/03/2021	Disposal	(0.01)			0.00	634.21	634.21	22.49			
	07/03/2021	07/03/2021	Disposal	(0.00)			0.00	316.84	316.84	7.52			
	07/03/2021	07/03/2021	Disposal	(0.00)			0.00	301.44	301.44	6.90			
	08/03/2021	08/03/2021	Disposal	(0.01)			0.00	633.68	633.68	31.86			
	09/03/2021	08/03/2021	Disposal	(0.01)			0.00	633.68	633.68	42.92			
	09/03/2021	09/03/2021	Disposal	(0.01)			0.00	633.68	633.68	52.88			

Compass Superfund
CGT Register Report



As at 30 June 2021

Investment	Transaction	Contract	CGT	Units	Cost Base	Cost Base Adj	Cost Base Adj	Reduced Cost	Adjusted Cost	Net Other	Net Indexed	Gross	CGT Loss
Date	Date	Date	Transaction			Tax Def	Tax Free	Base	Base	Capital Gain	Gain	Discounted	
			Type									Gain	
Cryptocurrency													
	13/05/2021	13/05/2021	Purchase	0.00	245.25								
	20/05/2021	19/05/2021	Disposal	(0.00)		0.00		245.25	245.25				(42.61)
	20/05/2021	19/05/2021	Disposal	(0.00)		0.00		110.49	110.49				(24.37)
	25/05/2021	25/05/2021	Purchase	0.01	495.20								
	28/05/2021	28/05/2021	Purchase	0.01	447.61								
	28/05/2021	28/05/2021	Purchase	0.02	1,242.63								
	28/05/2021	28/05/2021	Purchase	0.01	497.35								
	03/06/2021	03/06/2021	Disposal	(0.01)		0.00		497.35	497.35				(4.24)
	08/06/2021	08/06/2021	Disposal	(0.00)		0.00		77.14	77.14				(10.24)
	08/06/2021	08/06/2021	Disposal	(0.02)		0.00		1,242.63	1,242.63				(164.30)

Compass Superfund
CGT Register Report



As at 30 June 2021

Investment	Transaction Date	Contract Date	CGT Transaction Type	Units	Cost Base	Cost Base Adj Tax Def	Cost Base Adj Tax Free	Reduced Cost Base	Adjusted Cost Base	Net Other Capital Gain	Net Indexed Gain	Gross Discounted Gain	CGT Loss
Cryptocurrency													
	06/02/2021	06/02/2021	Disposal	(23.00)		0.00		349.96	349.96	403.52			
	28/02/2021	28/02/2021	Disposal	(23.00)		0.00		349.96	349.96	372.06			
	19/05/2021	19/05/2021	Purchase	9.90	333.31								
	19/05/2021	19/05/2021	Purchase	0.10	3.36								
	19/05/2021	19/05/2021	Purchase	3.00	111.56								
	19/05/2021	19/05/2021	Purchase	2.00	71.36								
COMP - Compound													
	26/12/2020	26/12/2020	Purchase	0.60	102.51								
	26/12/2020	26/12/2020	Purchase	0.40	68.34								
	06/01/2021	06/01/2021	Disposal	(0.60)		0.00		102.51	102.51	28.24			
	06/01/2021	06/01/2021	Disposal	(0.40)		0.00		68.34	68.34	18.82			

Compass Superfund
CGT Register Report



As at 30 June 2021

Investment	Transaction Date	Contract Date	CGT Transaction Type	Units	Cost Base	Cost Base Adj Tax Def	Cost Base Adj Tax Free	Reduced Cost Base	Adjusted Cost Base	Net Other Capital Gain	Net Indexed Gain	Gross Discounted Gain	CGT Loss
Cryptocurrency													
	21/11/2020	20/11/2020	Disposal	(2.00)		0.00		1,262.28	1,262.28	130.72			
	23/12/2020	23/12/2020	Purchase	2.00	1,694.43								
	03/01/2021	03/01/2021	Purchase	1.00	1,005.00								
	04/01/2021	04/01/2021	Disposal	(1.00)		0.00		1,005.00	1,005.00	368.10			
	04/01/2021	04/01/2021	Purchase	1.00	1,212.03								
	07/01/2021	06/01/2021	Disposal	(1.00)		0.00		1,212.03	1,212.03	289.43			
	07/01/2021	07/01/2021	Disposal	(1.00)		0.00		847.22	847.22	744.78			
	12/01/2021	12/01/2021	Purchase	2.00	2,796.92								
	16/01/2021	15/01/2021	Purchase	1.35	1,956.43								
	17/01/2021	16/01/2021	Disposal	(1.00)		0.00		1,449.21	1,449.21	192.54			

Compass Superfund
CGT Register Report



As at 30 June 2021

Investment	Transaction	Contract	CGT	Units	Cost Base	Cost Base Adj	Cost Base Adj	Reduced Cost	Adjusted Cost	Net Other	Net Indexed	Gross	CGT Loss
Date	Date	Date	Transaction			Tax Def	Tax Free	Base	Base	Capital Gain	Gain	Discounted	
			Type									Gain	
Cryptocurrency													
	28/02/2021	28/02/2021	Purchase	1.00	1,740.66								
	28/02/2021	28/02/2021	Disposal	(0.25)		0.00		459.79	459.79				(12.29)
	01/03/2021	28/02/2021	Disposal	(0.50)		0.00		910.03	910.03	14.82			
	01/03/2021	28/02/2021	Disposal	(0.35)		0.00		609.23	609.23	38.17			
	01/03/2021	28/02/2021	Disposal	(0.15)		0.00		275.87	275.87	1.58			
	02/03/2021	02/03/2021	Purchase	1.00	2,010.00								
	04/03/2021	04/03/2021	Disposal	(1.00)		0.00		2,010.00	2,010.00	1.89			
	01/04/2021	31/03/2021	Disposal	(0.65)		0.00		1,131.43	1,131.43	501.61			
	01/04/2021	31/03/2021	Disposal	(0.25)		0.00		435.16	435.16	192.93			
	01/04/2021	31/03/2021	Disposal	(1.00)		0.00		847.22	847.22	1,665.16			

Compass Superfund
CGT Register Report



As at 30 June 2021

Investment	Transaction	Contract	CGT	Units	Cost Base	Cost Base Adj	Cost Base Adj	Reduced	Adjusted	Net Other	Net Indexed	Gross	CGT Loss
Date	Date	Date	Transaction			Tax Def	Tax Free	Cost	Cost	Capital Gain	Gain	Discounted	
			Type					Base	Base			Gain	
Cryptocurrency													
	08/08/2020	07/08/2020	Purchase	0.06	4.68								
	08/08/2020	08/08/2020	Purchase	0.05	3.74								
	08/08/2020	07/08/2020	Purchase	0.04	2.99								
	08/08/2020	07/08/2020	Purchase	0.86	69.50								
	18/08/2020	17/08/2020	Disposal	(0.08)		0.00		6.72	6.72	1.13			
	18/08/2020	17/08/2020	Disposal	(1.00)		0.00		75.38	75.38	19.14			
	18/08/2020	17/08/2020	Disposal	(3.76)		0.00		245.62	245.62	109.79			
	18/08/2020	17/08/2020	Disposal	(1.22)		0.00		79.40	79.40	35.85			
	18/08/2020	17/08/2020	Disposal	(0.05)		0.00		3.74	3.74	0.63			
	18/08/2020	17/08/2020	Disposal	(1.24)		0.00		81.00	81.00	36.21			

Compass Superfund
CGT Register Report



As at 30 June 2021

Investment	Transaction	Contract	CGT	Units	Cost Base	Cost Base Adj	Cost Base Adj	Reduced	Adjusted	Net Other	Net Indexed	Gross	CGT Loss
Date	Date	Date	Transaction			Tax Def	Tax Free	Cost	Cost	Capital	Gain	Discounted	
			Type					Base	Base	Gain		Gain	
Cryptocurrency													
	12/01/2021	12/01/2021	Purchase	0.21	36.27								
	10/02/2021	10/02/2021	Disposal	(0.37)		0.00		63.56	63.56	28.98			
	10/02/2021	10/02/2021	Disposal	(0.63)		0.00		107.29	107.29	48.92			
	18/02/2021	18/02/2021	Purchase	1.00	300.49								
	23/02/2021	23/02/2021	Disposal	(0.44)		0.00		133.48	133.48				(34.48)
	23/02/2021	23/02/2021	Disposal	(0.56)		0.00		167.01	167.01				(43.14)
	23/02/2021	23/02/2021	Disposal	(0.70)		0.00		119.59	119.59	36.42			
	18/05/2021	18/05/2021	Disposal	(0.21)		0.00		36.27	36.27	48.23			
	18/05/2021	18/05/2021	Disposal	(0.09)		0.00		14.98	14.98	19.92			
	18/05/2021	18/05/2021	Disposal	(0.66)		0.00		107.33	107.33	153.44			

Compass Superfund
CGT Register Report



As at 30 June 2021

Investment	Transaction	Contract	CGT	Units	Cost Base	Cost Base Adj	Cost Base Adj	Reduced Cost	Adjusted Cost	Net Other	Net Indexed	Gross	CGT Loss
Date	Date	Date	Transaction			Tax Def	Tax Free	Base	Base	Capital Gain	Gain	Discounted	
			Type									Gain	
Cryptocurrency													
	09/11/2020	08/11/2020	Disposal	(0.51)		0.00		1,361.36	1,361.36	9.51			
	09/11/2020	08/11/2020	Disposal	(0.75)		0.00		2,009.04	2,009.04				(2.37)
	16/11/2020	16/11/2020	Purchase	1.00	2,605.97								
	03/01/2021	03/01/2021	Disposal	(0.03)		0.00		80.36	80.36				(6.54)
	17/01/2021	16/01/2021	Disposal	(0.00)		0.00		4.45	4.45				(0.51)
	17/01/2021	16/01/2021	Disposal	(0.00)		0.00		3.35	3.35				(0.38)
	17/01/2021	17/01/2021	Disposal	(0.01)		0.00		26.79	26.79				(3.03)
	17/01/2021	17/01/2021	Disposal	(0.03)		0.00		80.36	80.36				(9.08)
	17/01/2021	17/01/2021	Disposal	(0.05)		0.00		133.94	133.94				(15.14)
	18/01/2021	18/01/2021	Disposal	(0.02)		0.00		44.63	44.63				(5.04)

Compass Superfund CGT Register Report



As at 30 June 2021

Investment	Transaction Date	Contract Date	CGT Transaction Type	Units	Cost Base	Cost Base Adj Tax Def	Cost Base Adj Tax Free	Reduced Cost Base	Adjusted Cost Base	Net Other Capital Gain	Net Indexed Gain	Gross Discounted Gain	CGT Loss
Cryptocurrency													
	08/06/2021	08/06/2021	Disposal	(5.00)		0.00		190.19	190.19				(53.78)
	12/06/2021	12/06/2021	Purchase	5.00	130.65								
XLM1 - Stellar													
	26/12/2020	26/12/2020	Purchase	1,037.00	200.10								
	06/01/2021	06/01/2021	Disposal	(1,037.00)		0.00		200.10	200.10	88.81			
	28/02/2021	28/02/2021	Purchase	177.00	101.75								
	02/04/2021	02/04/2021	Disposal	(100.00)		0.00		57.49	57.49	0.22			
	02/04/2021	02/04/2021	Disposal	(77.00)		0.00		44.26	44.26	0.18			
	26/04/2021	25/04/2021	Purchase	188.00	101.20								
	15/05/2021	15/05/2021	Disposal	(94.00)		0.00		50.60	50.60	35.45			
	15/05/2021	15/05/2021	Disposal	(0.00)		0.00		0.00	0.00				(0.00)

Compass Superfund
CGT Register Report



As at 30 June 2021

Investment	Transaction Date	Contract Date	CGT Transaction Type	Units	Cost Base	Cost Base Adj Tax Def	Cost Base Adj Tax Free	Reduced Cost Base	Adjusted Cost Base	Net Other Capital Gain	Net Indexed Gain	Gross Discounted Gain	CGT Loss
Cryptocurrency													
	23/12/2020	23/12/2020	Purchase	0.02	536.37								
	04/01/2021	04/01/2021	Disposal	(0.02)		0.00		536.37	536.37	7.41			
	04/01/2021	04/01/2021	Disposal	(0.00)		0.00		67.13	67.13	0.93			
Managed Investments (Australian)													
SHARELO - CapitalI9 Global Stocks (Sharelord Investor)													
	30/06/2021	30/06/2021	DistributionIn							2,830.00	0.00	0.00	

Compass Superfund Investment Income Report



As at 30 June 2021

Investment	Total Income	Franked	Unfranked	Interest/ Other	Franking Credits	Foreign Income	Foreign Credits * 1	Assessable Income (Excl. Capital Gains) * 2	TFN Credits	Other Deductions	Distributed Capital Gains	Non-Assessable Payments
Bank Accounts												
CBA Direct Investment Account 6889	36.92			36.92	0.00	0.00	0.00	36.92			0.00	0.00
	36.92			36.92	0.00	0.00	0.00	36.92			0.00	0.00
Managed Investments (Australian)												
SHARELO Capital19 Global Stocks (Sharelord Investor)	0.00				0.00	0.00	0.00	0.00		0.00	0.00	0.00
SHARELO Capital19 Global Stocks (Sharelord Investor)	410.19	420.79			180.34			601.13	10.60	0.00		
	410.19	420.79			180.34	0.00	0.00	601.13	10.60	0.00	0.00	0.00
	447.11	420.79		36.92	180.34	0.00	0.00	638.05	10.60	0.00	0.00	0.00

Assessable Income (Excl. Capital Gains) **638.05**

Net Capital Gain **0.00**

Total Assessable Income 638.05

* 1 Includes foreign credits from foreign capital gains.

* 2 Assessable Income in the SMSF Annual Return will be different as capital gains and losses from disposals of assets have not been included.

For a breakdown of Distributed Capital Gains and Non-Assessable Payments refer to Distributions Reconciliation Report.

Compass Superfund Realised Capital Gains Report



For The Period 01 July 2020 - 30 June 2021

Investment		Accounting Treatment				Tax Treatment						
Purchase Contract Date	Disposal Contract Date	Units	Cost	Proceeds	Accounting Profit/(Loss)	Adjusted Cost Base	Reduced Cost Base	Indexed Cost Base	Indexed Gains	Discounted Gains (Gross)	Other Gains	Capital Loss
Cryptocurrency												
AAVE - AAVE												
23/12/2020	05/01/2021	1.95	207.36	289.56	82.20	207.36	207.36	0.00	0.00	0.00	82.20	0.00
23/12/2020	05/01/2021	0.05	5.70	7.95	2.25	5.70	5.70	0.00	0.00	0.00	2.25	0.00
05/02/2021	31/03/2021	0.01	7.54	4.86	(2.68)	7.54	7.54	0.00	0.00	0.00	0.00	(2.68)
05/02/2021	31/03/2021	0.99	746.21	480.70	(265.51)	746.21	746.21	0.00	0.00	0.00	0.00	(265.51)
22/03/2021	02/04/2021	0.23	108.87	116.94	8.07	108.87	108.87	0.00	0.00	0.00	8.07	0.00
19/02/2021	02/04/2021	0.05	27.63	25.42	(2.21)	27.63	27.63	0.00	0.00	0.00	0.00	(2.21)
05/02/2021	02/04/2021	0.38	283.12	190.98	(92.14)	283.12	283.12	0.00	0.00	0.00	0.00	(92.14)
05/02/2021	02/04/2021	0.02	18.37	12.40	(5.97)	18.37	18.37	0.00	0.00	0.00	0.00	(5.97)
22/03/2021	02/04/2021	0.32	151.48	162.70	11.22	151.48	151.48	0.00	0.00	0.00	11.22	0.00
22/03/2021	12/05/2021	0.07	32.42	46.89	14.47	32.42	32.42	0.00	0.00	0.00	14.47	0.00
22/03/2021	12/05/2021	0.38	180.59	288.50	107.91	180.59	180.59	0.00	0.00	0.00	107.91	0.00
04/03/2021	12/05/2021	0.62	288.41	467.70	179.29	288.41	288.41	0.00	0.00	0.00	179.29	0.00
		5.07	2,057.70	2,094.60	36.90	2,057.70	2,057.70	0.00	0.00	0.00	405.41	(368.51)
BITC - Bitcoin												
17/06/2020	21/07/2020	0.02	208.04	199.09	(8.95)	208.04	208.04	0.00	0.00	0.00	0.00	(8.95)
25/06/2020	22/07/2020	0.01	118.16	117.37	(0.78)	118.16	118.16	0.00	0.00	0.00	0.00	(0.78)
17/06/2020	22/07/2020	0.01	152.56	146.72	(5.84)	152.56	152.56	0.00	0.00	0.00	0.00	(5.84)
25/06/2020	24/07/2020	0.03	351.78	353.23	1.45	351.78	351.78	0.00	0.00	0.00	1.45	0.00
01/08/2020	02/08/2020	0.06	911.73	859.36	(52.37)	911.73	911.73	0.00	0.00	0.00	0.00	(52.37)
06/08/2020	16/08/2020	0.04	657.58	664.97	7.39	657.58	657.58	0.00	0.00	0.00	7.39	0.00
01/08/2020	16/08/2020	0.01	241.34	241.16	(0.17)	241.34	241.34	0.00	0.00	0.00	0.00	(0.17)

Compass Superfund Realised Capital Gains Report



For The Period 01 July 2020 - 30 June 2021

Investment		Accounting Treatment				Tax Treatment						
Purchase Contract Date	Disposal Contract Date	Units	Cost	Proceeds	Accounting Profit/(Loss)	Adjusted Cost Base	Reduced Cost Base	Indexed Cost Base	Indexed Gains	Discounted Gains (Gross)	Other Gains	Capital Loss
Cryptocurrency												
01/08/2020	16/08/2020	0.04	739.43	741.38	1.95	739.43	739.43	0.00	0.00	0.00	1.95	0.00
08/08/2020	16/08/2020	0.01	107.67	111.07	3.40	107.67	107.67	0.00	0.00	0.00	3.40	0.00
06/08/2020	16/08/2020	0.16	2,600.83	2,647.22	46.39	2,600.83	2,600.83	0.00	0.00	0.00	46.39	0.00
08/08/2020	16/08/2020	0.03	541.15	558.24	17.09	541.15	541.15	0.00	0.00	0.00	17.09	0.00
08/08/2020	17/08/2020	0.06	958.67	990.98	32.30	958.67	958.67	0.00	0.00	0.00	32.30	0.00
28/07/2020	17/08/2020	0.06	852.60	918.89	66.29	852.60	852.60	0.00	0.00	0.00	66.29	0.00
13/07/2020	17/08/2020	0.00	67.00	83.08	16.08	67.00	67.00	0.00	0.00	0.00	16.08	0.00
25/06/2020	17/08/2020	0.04	469.94	581.58	111.64	469.94	469.94	0.00	0.00	0.00	111.64	0.00
13/07/2020	17/08/2020	0.02	334.99	416.66	81.67	334.99	334.99	0.00	0.00	0.00	81.67	0.00
21/08/2020	28/09/2020	0.02	412.30	386.93	(25.37)	412.30	412.30	0.00	0.00	0.00	0.00	(25.37)
21/08/2020	28/09/2020	0.05	807.64	758.38	(49.26)	807.64	807.64	0.00	0.00	0.00	0.00	(49.26)
21/08/2020	06/10/2020	0.00	21.86	19.80	(2.06)	21.86	21.86	0.00	0.00	0.00	0.00	(2.06)
21/08/2020	06/10/2020	0.05	809.40	734.77	(74.62)	809.40	809.40	0.00	0.00	0.00	0.00	(74.62)
21/08/2020	06/10/2020	0.15	2,467.00	2,235.38	(231.62)	2,467.00	2,467.00	0.00	0.00	0.00	0.00	(231.62)
21/08/2020	06/10/2020	0.05	835.78	758.98	(76.80)	835.78	835.78	0.00	0.00	0.00	0.00	(76.80)
21/08/2020	06/10/2020	0.01	139.11	126.65	(12.47)	139.11	139.11	0.00	0.00	0.00	0.00	(12.47)
21/08/2020	06/10/2020	0.12	1,976.20	1,799.10	(177.10)	1,976.20	1,976.20	0.00	0.00	0.00	0.00	(177.10)
21/08/2020	08/10/2020	0.07	1,198.16	1,119.91	(78.25)	1,198.16	1,198.16	0.00	0.00	0.00	0.00	(78.25)
21/08/2020	08/10/2020	0.03	426.69	393.50	(33.19)	426.69	426.69	0.00	0.00	0.00	0.00	(33.19)
17/09/2020	09/10/2020	0.01	167.05	168.05	0.99	167.05	167.05	0.00	0.00	0.00	0.99	0.00
21/08/2020	09/10/2020	0.03	421.00	398.41	(22.58)	421.00	421.00	0.00	0.00	0.00	0.00	(22.58)
17/09/2020	09/10/2020	0.06	960.13	965.84	5.71	960.13	960.13	0.00	0.00	0.00	5.71	0.00
09/11/2020	16/11/2020	0.01	209.84	221.63	11.79	209.84	209.84	0.00	0.00	0.00	11.79	0.00

Realised Capital Gains Report

For The Period 01 July 2020 - 30 June 2021

Investment		Accounting Treatment				Tax Treatment						
Purchase Contract Date	Disposal Contract Date	Units	Cost	Proceeds	Accounting Profit/(Loss)	Adjusted Cost Base	Reduced Cost Base	Indexed Cost Base	Indexed Gains	Discounted Gains (Gross)	Other Gains	Capital Loss
Cryptocurrency												
09/11/2020	16/11/2020	0.02	383.29	398.94	15.65	383.29	383.29	0.00	0.00	0.00	15.65	0.00
09/11/2020	16/11/2020	0.01	210.25	221.63	11.38	210.25	210.25	0.00	0.00	0.00	11.38	0.00
05/12/2020	16/12/2020	0.02	605.67	623.52	17.85	605.67	605.67	0.00	0.00	0.00	17.85	0.00
05/12/2020	16/12/2020	0.03	778.09	795.98	17.89	778.09	778.09	0.00	0.00	0.00	17.89	0.00
23/12/2020	26/12/2020	0.03	1,044.70	1,078.79	34.09	1,044.70	1,044.70	0.00	0.00	0.00	34.09	0.00
12/01/2021	16/01/2021	0.02	811.11	867.32	56.21	811.11	811.11	0.00	0.00	0.00	56.21	0.00
12/01/2021	16/01/2021	0.00	119.40	134.64	15.25	119.40	119.40	0.00	0.00	0.00	15.25	0.00
03/02/2021	05/02/2021	0.03	1,496.87	1,574.29	77.42	1,496.87	1,496.87	0.00	0.00	0.00	77.42	0.00
23/01/2021	08/02/2021	0.01	478.67	603.31	124.64	478.67	478.67	0.00	0.00	0.00	124.64	0.00
20/01/2021	08/02/2021	0.01	457.28	534.56	77.28	457.28	457.28	0.00	0.00	0.00	77.28	0.00
23/01/2021	21/02/2021	0.00	124.31	213.71	89.40	124.31	124.31	0.00	0.00	0.00	89.40	0.00
23/01/2021	21/02/2021	0.03	1,093.53	1,879.82	786.29	1,093.53	1,093.53	0.00	0.00	0.00	786.29	0.00
12/01/2021	21/02/2021	0.01	326.84	563.22	236.38	326.84	326.84	0.00	0.00	0.00	236.38	0.00
02/01/2021	21/02/2021	0.01	566.39	988.72	422.33	566.39	566.39	0.00	0.00	0.00	422.33	0.00
02/01/2021	21/02/2021	0.01	253.40	443.68	190.28	253.40	253.40	0.00	0.00	0.00	190.28	0.00
26/01/2021	21/02/2021	0.00	74.62	134.64	60.02	74.62	74.62	0.00	0.00	0.00	60.02	0.00
02/01/2021	21/02/2021	0.00	87.37	153.00	65.62	87.37	87.37	0.00	0.00	0.00	65.62	0.00
26/01/2021	21/02/2021	0.00	74.10	133.84	59.74	74.10	74.10	0.00	0.00	0.00	59.74	0.00
26/01/2021	21/02/2021	0.01	331.25	598.48	267.23	331.25	331.25	0.00	0.00	0.00	267.23	0.00
02/03/2021	07/03/2021	0.00	15.66	16.03	0.37	15.66	15.66	0.00	0.00	0.00	0.37	0.00
02/03/2021	07/03/2021	0.01	634.21	656.70	22.49	634.21	634.21	0.00	0.00	0.00	22.49	0.00
02/03/2021	07/03/2021	0.00	316.84	324.36	7.52	316.84	316.84	0.00	0.00	0.00	7.52	0.00
02/03/2021	07/03/2021	0.00	301.44	308.34	6.90	301.44	301.44	0.00	0.00	0.00	6.90	0.00

Compass Superfund

Realised Capital Gains Report

For The Period 01 July 2020 - 30 June 2021



Investment		Accounting Treatment				Tax Treatment						
Purchase Contract Date	Disposal Contract Date	Units	Cost	Proceeds	Accounting Profit/(Loss)	Adjusted Cost Base	Reduced Cost Base	Indexed Cost Base	Indexed Gains	Discounted Gains (Gross)	Other Gains	Capital Loss
Cryptocurrency												
02/03/2021	08/03/2021	0.01	633.68	665.53	31.86	633.68	633.68	0.00	0.00	0.00	31.86	0.00
02/03/2021	08/03/2021	0.01	633.68	676.60	42.93	633.68	633.68	0.00	0.00	0.00	42.93	0.00
02/03/2021	09/03/2021	0.01	633.68	686.55	52.88	633.68	633.68	0.00	0.00	0.00	52.88	0.00
02/03/2021	09/03/2021	0.00	316.84	353.23	36.39	316.84	316.84	0.00	0.00	0.00	36.39	0.00
26/01/2021	09/03/2021	0.00	202.67	353.23	150.55	202.67	202.67	0.00	0.00	0.00	150.55	0.00
26/01/2021	10/03/2021	0.01	405.34	716.40	311.06	405.34	405.34	0.00	0.00	0.00	311.06	0.00
26/01/2021	11/03/2021	0.01	405.34	741.28	335.94	405.34	405.34	0.00	0.00	0.00	335.94	0.00
22/03/2021	31/03/2021	0.02	1,114.04	1,153.08	39.04	1,114.04	1,114.04	0.00	0.00	0.00	39.04	0.00
22/03/2021	31/03/2021	0.00	293.46	307.49	14.03	293.46	293.46	0.00	0.00	0.00	14.03	0.00
26/01/2021	31/03/2021	0.00	202.67	384.36	181.69	202.67	202.67	0.00	0.00	0.00	181.69	0.00
13/05/2021	19/05/2021	0.00	245.25	202.64	(42.61)	245.25	245.25	0.00	0.00	0.00	0.00	(42.61)
25/04/2021	19/05/2021	0.00	110.49	86.12	(24.37)	110.49	110.49	0.00	0.00	0.00	0.00	(24.37)
28/05/2021	03/06/2021	0.01	497.35	493.11	(4.24)	497.35	497.35	0.00	0.00	0.00	0.00	(4.24)
28/05/2021	08/06/2021	0.00	77.14	66.90	(10.24)	77.14	77.14	0.00	0.00	0.00	0.00	(10.24)
28/05/2021	08/06/2021	0.02	1,242.63	1,078.33	(164.30)	1,242.63	1,242.63	0.00	0.00	0.00	0.00	(164.30)
28/05/2021	08/06/2021	0.01	370.47	321.30	(49.17)	370.47	370.47	0.00	0.00	0.00	0.00	(49.17)
25/05/2021	08/06/2021	0.01	495.20	431.33	(63.87)	495.20	495.20	0.00	0.00	0.00	0.00	(63.87)
21/06/2021	27/06/2021	0.02	653.24	656.52	3.28	653.24	653.24	0.00	0.00	0.00	3.28	0.00
21/06/2021	27/06/2021	0.01	387.22	393.91	6.70	387.22	387.22	0.00	0.00	0.00	6.70	0.00
21/06/2021	27/06/2021	0.01	505.22	481.45	(23.77)	505.22	505.22	0.00	0.00	0.00	0.00	(23.77)
		1.72	40,176.53	43,215.21	3,038.72	40,176.53	40,176.53	0.00	0.00	0.00	4,272.72	(1,234.00)

COMP - Compound

Compass Superfund Realised Capital Gains Report



For The Period 01 July 2020 - 30 June 2021

Investment		Accounting Treatment				Tax Treatment						
Purchase Contract Date	Disposal Contract Date	Units	Cost	Proceeds	Accounting Profit/(Loss)	Adjusted Cost Base	Reduced Cost Base	Indexed Cost Base	Indexed Gains	Discounted Gains (Gross)	Other Gains	Capital Loss
Cryptocurrency												
26/12/2020	06/01/2021	0.60	102.51	130.75	28.24	102.51	102.51	0.00	0.00	0.00	28.24	0.00
26/12/2020	06/01/2021	0.40	68.34	87.16	18.82	68.34	68.34	0.00	0.00	0.00	18.82	0.00
22/03/2021	01/04/2021	0.50	245.22	298.00	52.78	245.22	245.22	0.00	0.00	0.00	52.78	0.00
22/03/2021	17/05/2021	1.00	490.39	890.44	400.05	490.39	490.39	0.00	0.00	0.00	400.05	0.00
22/03/2021	17/05/2021	0.00	0.05	0.09	0.04	0.05	0.05	0.00	0.00	0.00	0.04	0.00
		2.50	906.51	1,406.44	499.93	906.51	906.51	0.00	0.00	0.00	499.93	0.00
DOT - Polkadot												
23/02/2021	07/03/2021	4.50	171.17	216.68	45.51	171.17	171.17	0.00	0.00	0.00	45.51	0.00
23/02/2021	07/03/2021	0.50	19.02	24.08	5.06	19.02	19.02	0.00	0.00	0.00	5.06	0.00
23/04/2021	17/05/2021	3.00	114.57	153.73	39.16	114.57	114.57	0.00	0.00	0.00	39.16	0.00
23/03/2021	17/05/2021	2.00	92.46	102.48	10.02	92.46	92.46	0.00	0.00	0.00	10.02	0.00
23/02/2021	08/06/2021	5.00	190.19	136.41	(53.78)	190.19	190.19	0.00	0.00	0.00	0.00	(53.78)
		15.00	587.41	633.38	45.97	587.41	587.41	0.00	0.00	0.00	99.75	(53.78)
ETH - Ethereum- ETH												
02/08/2020	16/08/2020	0.92	511.39	544.08	32.69	511.39	511.39	0.00	0.00	0.00	32.69	0.00
01/08/2020	16/08/2020	3.00	1,512.02	1,764.59	252.57	1,512.02	1,512.02	0.00	0.00	0.00	252.57	0.00
13/07/2020	16/08/2020	1.00	352.45	588.20	235.75	352.45	352.45	0.00	0.00	0.00	235.75	0.00
17/06/2020	16/08/2020	1.08	372.70	632.31	259.61	372.70	372.70	0.00	0.00	0.00	259.61	0.00
01/08/2020	16/08/2020	1.60	868.32	941.11	72.79	868.32	868.32	0.00	0.00	0.00	72.79	0.00
26/06/2020	16/08/2020	1.50	505.78	882.29	376.51	505.78	505.78	0.00	0.00	0.00	376.51	0.00
17/06/2020	16/08/2020	0.42	147.34	249.98	102.64	147.34	147.34	0.00	0.00	0.00	102.64	0.00
21/08/2020	19/10/2020	1.81	1,017.31	954.02	(63.29)	1,017.31	1,017.31	0.00	0.00	0.00	0.00	(63.29)

Compass Superfund Realised Capital Gains Report



For The Period 01 July 2020 - 30 June 2021

Investment		Accounting Treatment				Tax Treatment						
Purchase Contract Date	Disposal Contract Date	Units	Cost	Proceeds	Accounting Profit/(Loss)	Adjusted Cost Base	Reduced Cost Base	Indexed Cost Base	Indexed Gains	Discounted Gains (Gross)	Other Gains	Capital Loss
Cryptocurrency												
21/08/2020	19/10/2020	1.19	672.87	631.02	(41.86)	672.87	672.87	0.00	0.00	0.00	0.00	(41.86)
21/09/2020	22/10/2020	2.00	1,015.05	1,174.10	159.05	1,015.05	1,015.05	0.00	0.00	0.00	159.05	0.00
17/09/2020	22/10/2020	1.00	525.62	587.05	61.43	525.62	525.62	0.00	0.00	0.00	61.43	0.00
21/08/2020	22/10/2020	6.52	3,676.14	3,830.50	154.36	3,676.14	3,676.14	0.00	0.00	0.00	154.36	0.00
08/11/2020	20/11/2020	2.00	1,262.28	1,393.00	130.72	1,262.28	1,262.28	0.00	0.00	0.00	130.72	0.00
03/01/2021	04/01/2021	1.00	1,005.00	1,373.10	368.10	1,005.00	1,005.00	0.00	0.00	0.00	368.10	0.00
04/01/2021	06/01/2021	1.00	1,212.03	1,501.46	289.43	1,212.03	1,212.03	0.00	0.00	0.00	289.43	0.00
23/12/2020	07/01/2021	1.00	847.22	1,592.00	744.79	847.22	847.22	0.00	0.00	0.00	744.79	0.00
15/01/2021	16/01/2021	1.00	1,449.21	1,641.75	192.54	1,449.21	1,449.21	0.00	0.00	0.00	192.54	0.00
15/01/2021	19/01/2021	0.35	507.22	609.44	102.21	507.22	507.22	0.00	0.00	0.00	102.21	0.00
12/01/2021	19/01/2021	0.65	909.00	1,131.81	222.81	909.00	909.00	0.00	0.00	0.00	222.81	0.00
12/01/2021	21/01/2021	1.35	1,887.92	2,122.34	234.42	1,887.92	1,887.92	0.00	0.00	0.00	234.42	0.00
22/01/2021	05/02/2021	0.50	685.91	1,091.21	405.30	685.91	685.91	0.00	0.00	0.00	405.30	0.00
22/01/2021	05/02/2021	0.50	685.91	1,091.21	405.30	685.91	685.91	0.00	0.00	0.00	405.30	0.00
23/02/2021	28/02/2021	0.25	459.79	447.50	(12.29)	459.79	459.79	0.00	0.00	0.00	0.00	(12.29)
28/02/2021	28/02/2021	0.50	910.03	924.86	14.83	910.03	910.03	0.00	0.00	0.00	14.83	0.00
28/02/2021	28/02/2021	0.35	609.23	647.40	38.17	609.23	609.23	0.00	0.00	0.00	38.17	0.00
23/02/2021	28/02/2021	0.15	275.87	277.46	1.58	275.87	275.87	0.00	0.00	0.00	1.58	0.00
02/03/2021	04/03/2021	1.00	2,010.00	2,011.89	1.89	2,010.00	2,010.00	0.00	0.00	0.00	1.89	0.00
28/02/2021	31/03/2021	0.65	1,131.43	1,633.04	501.61	1,131.43	1,131.43	0.00	0.00	0.00	501.61	0.00
23/02/2021	31/03/2021	0.25	435.16	628.09	192.93	435.16	435.16	0.00	0.00	0.00	192.93	0.00
23/12/2020	31/03/2021	1.00	847.22	2,512.38	1,665.16	847.22	847.22	0.00	0.00	0.00	1,665.16	0.00
08/11/2020	31/03/2021	0.10	62.80	251.24	188.44	62.80	62.80	0.00	0.00	0.00	188.44	0.00

Realised Capital Gains Report

For The Period 01 July 2020 - 30 June 2021

Investment		Accounting Treatment				Tax Treatment						
Purchase Contract Date	Disposal Contract Date	Units	Cost	Proceeds	Accounting Profit/(Loss)	Adjusted Cost Base	Reduced Cost Base	Indexed Cost Base	Indexed Gains	Discounted Gains (Gross)	Other Gains	Capital Loss
Cryptocurrency												
08/11/2020	01/04/2021	0.10	62.80	257.51	194.71	62.80	62.80	0.00	0.00	0.00	194.71	0.00
08/11/2020	17/05/2021	0.01	6.61	47.03	40.42	6.61	6.61	0.00	0.00	0.00	40.42	0.00
08/11/2020	17/05/2021	0.99	621.37	4,420.52	3,799.15	621.37	621.37	0.00	0.00	0.00	3,799.15	0.00
19/05/2021	20/05/2021	0.50	1,674.83	1,854.68	179.85	1,674.83	1,674.83	0.00	0.00	0.00	179.85	0.00
28/05/2021	31/05/2021	0.50	1,768.94	1,651.70	(117.24)	1,768.94	1,768.94	0.00	0.00	0.00	0.00	(117.24)
25/05/2021	31/05/2021	0.50	1,679.05	1,651.70	(27.35)	1,679.05	1,679.05	0.00	0.00	0.00	0.00	(27.35)
25/05/2021	04/06/2021	0.50	1,679.05	1,704.74	25.69	1,679.05	1,679.05	0.00	0.00	0.00	25.69	0.00
25/05/2021	08/06/2021	0.31	1,017.17	990.02	(27.15)	1,017.17	1,017.17	0.00	0.00	0.00	0.00	(27.15)
25/05/2021	08/06/2021	0.50	1,652.72	1,613.99	(38.73)	1,652.72	1,652.72	0.00	0.00	0.00	0.00	(38.73)
25/05/2021	08/06/2021	0.19	641.08	623.96	(17.11)	641.08	641.08	0.00	0.00	0.00	0.00	(17.11)
25/05/2021	08/06/2021	0.50	1,652.72	1,606.43	(46.30)	1,652.72	1,652.72	0.00	0.00	0.00	0.00	(46.30)
08/11/2020	08/06/2021	0.50	313.99	1,606.43	1,292.43	313.99	313.99	0.00	0.00	0.00	1,292.43	0.00
08/11/2020	08/06/2021	1.00	627.98	3,229.57	2,601.59	627.98	627.98	0.00	0.00	0.00	2,601.59	0.00
21/06/2021	27/06/2021	0.50	1,447.71	1,191.87	(255.84)	1,447.71	1,447.71	0.00	0.00	0.00	0.00	(255.84)
		42.25	43,216.24	58,110.58	14,894.31	43,216.24	43,216.24	0.00	0.00	0.00	15,541.47	(647.16)
GRT - The Graph												
13/03/2021	03/04/2021	4.00	8.81	10.15	1.34	8.81	8.81	0.00	0.00	0.00	1.34	0.00
		4.00	8.81	10.15	1.34	8.81	8.81	0.00	0.00	0.00	1.34	0.00
KNCL - KYBER NETWORK LEGACY												
19/02/2021	17/03/2021	15.00	37.84	52.24	14.40	37.84	37.84	0.00	0.00	0.00	14.40	0.00
19/02/2021	01/04/2021	25.00	63.06	92.78	29.72	63.06	63.06	0.00	0.00	0.00	29.72	0.00
		40.00	100.90	145.02	44.12	100.90	100.90	0.00	0.00	0.00	44.12	0.00

Compass Superfund Realised Capital Gains Report



For The Period 01 July 2020 - 30 June 2021

Investment		Accounting Treatment				Tax Treatment						
Purchase Contract Date	Disposal Contract Date	Units	Cost	Proceeds	Accounting Profit/(Loss)	Adjusted Cost Base	Reduced Cost Base	Indexed Cost Base	Indexed Gains	Discounted Gains (Gross)	Other Gains	Capital Loss
Cryptocurrency												
LINK - Chainlink												
26/12/2020	06/02/2021	23.00	349.96	753.48	403.52	349.96	349.96	0.00	0.00	0.00	403.52	0.00
26/12/2020	28/02/2021	23.00	349.96	722.02	372.06	349.96	349.96	0.00	0.00	0.00	372.06	0.00
		46.00	699.92	1,475.50	775.58	699.92	699.92	0.00	0.00	0.00	775.58	0.00
LTC - LTC												
08/08/2020	17/08/2020	0.05	3.74	4.37	0.63	3.74	3.74	0.00	0.00	0.00	0.63	0.00
07/08/2020	17/08/2020	0.06	4.68	5.46	0.78	4.68	4.68	0.00	0.00	0.00	0.78	0.00
07/08/2020	17/08/2020	0.78	62.78	73.35	10.57	62.78	62.78	0.00	0.00	0.00	10.57	0.00
02/08/2020	17/08/2020	4.00	334.67	378.10	43.43	334.67	334.67	0.00	0.00	0.00	43.43	0.00
07/08/2020	17/08/2020	0.04	2.99	3.50	0.51	2.99	2.99	0.00	0.00	0.00	0.51	0.00
07/08/2020	17/08/2020	0.08	6.72	7.85	1.13	6.72	6.72	0.00	0.00	0.00	1.13	0.00
28/07/2020	17/08/2020	1.00	75.38	94.52	19.14	75.38	75.38	0.00	0.00	0.00	19.14	0.00
17/06/2020	17/08/2020	3.76	245.62	355.41	109.79	245.62	245.62	0.00	0.00	0.00	109.79	0.00
13/07/2020	17/08/2020	1.22	79.40	115.25	35.85	79.40	79.40	0.00	0.00	0.00	35.85	0.00
17/06/2020	17/08/2020	1.24	81.00	117.21	36.21	81.00	81.00	0.00	0.00	0.00	36.21	0.00
13/07/2020	17/08/2020	1.48	96.27	139.74	43.47	96.27	96.27	0.00	0.00	0.00	43.47	0.00
13/07/2020	17/08/2020	0.80	51.99	75.46	23.47	51.99	51.99	0.00	0.00	0.00	23.47	0.00
13/07/2020	17/08/2020	0.50	32.83	47.66	14.83	32.83	32.83	0.00	0.00	0.00	14.83	0.00
23/12/2020	25/12/2020	2.00	305.52	318.40	12.88	305.52	305.52	0.00	0.00	0.00	12.88	0.00
23/12/2020	06/01/2021	1.00	152.76	248.75	95.99	152.76	152.76	0.00	0.00	0.00	95.99	0.00
23/12/2020	06/01/2021	1.00	141.71	248.75	107.05	141.71	141.71	0.00	0.00	0.00	107.05	0.00
12/01/2021	10/02/2021	0.37	63.56	92.54	28.98	63.56	63.56	0.00	0.00	0.00	28.98	0.00

Realised Capital Gains Report

For The Period 01 July 2020 - 30 June 2021

Investment		Accounting Treatment				Tax Treatment						
Purchase Contract Date	Disposal Contract Date	Units	Cost	Proceeds	Accounting Profit/(Loss)	Adjusted Cost Base	Reduced Cost Base	Indexed Cost Base	Indexed Gains	Discounted Gains (Gross)	Other Gains	Capital Loss
Cryptocurrency												
12/01/2021	10/02/2021	0.63	107.29	156.22	48.92	107.29	107.29	0.00	0.00	0.00	48.92	0.00
18/02/2021	23/02/2021	0.44	133.48	99.00	(34.48)	133.48	133.48	0.00	0.00	0.00	0.00	(34.48)
18/02/2021	23/02/2021	0.56	167.01	123.87	(43.14)	167.01	167.01	0.00	0.00	0.00	0.00	(43.14)
12/01/2021	23/02/2021	0.70	119.59	156.02	36.42	119.59	119.59	0.00	0.00	0.00	36.42	0.00
12/01/2021	18/05/2021	0.21	36.27	84.50	48.23	36.27	36.27	0.00	0.00	0.00	48.23	0.00
12/01/2021	18/05/2021	0.09	14.98	34.90	19.92	14.98	14.98	0.00	0.00	0.00	19.92	0.00
11/01/2021	18/05/2021	0.66	107.33	260.77	153.44	107.33	107.33	0.00	0.00	0.00	153.44	0.00
11/01/2021	18/05/2021	0.02	4.08	9.91	5.83	4.08	4.08	0.00	0.00	0.00	5.83	0.00
11/01/2021	18/05/2021	0.02	3.26	7.92	4.66	3.26	3.26	0.00	0.00	0.00	4.66	0.00
19/05/2021	08/06/2021	1.00	225.12	202.58	(22.54)	225.12	225.12	0.00	0.00	0.00	0.00	(22.54)
11/01/2021	08/06/2021	0.97	158.71	196.26	37.55	158.71	158.71	0.00	0.00	0.00	37.55	0.00
11/01/2021	08/06/2021	0.03	5.11	6.32	1.21	5.11	5.11	0.00	0.00	0.00	1.21	0.00
23/12/2020	08/06/2021	2.00	281.40	405.24	123.84	281.40	281.40	0.00	0.00	0.00	123.84	0.00
23/12/2020	08/06/2021	1.00	141.71	202.62	60.92	141.71	141.71	0.00	0.00	0.00	60.92	0.00
21/08/2020	08/06/2021	3.00	253.26	607.87	354.61	253.26	253.26	0.00	0.00	0.00	354.61	0.00
22/06/2021	27/06/2021	1.00	151.76	166.17	14.41	151.76	151.76	0.00	0.00	0.00	14.41	0.00
		31.70	3,651.98	5,046.49	1,394.51	3,651.98	3,651.98	0.00	0.00	0.00	1,494.67	(100.16)
OMG - OmiseGo												
18/02/2021	06/04/2021	10.00	83.71	114.42	30.71	83.71	83.71	0.00	0.00	0.00	30.71	0.00
18/02/2021	06/04/2021	0.00	0.00	0.00	0.00	0.00	0.00	0.00	0.00	0.00	0.00	0.00
		10.00	83.71	114.42	30.71	83.71	83.71	0.00	0.00	0.00	30.71	0.00
PMGT - PERTH MINT GOLD TOKEN												

Compass Superfund

Realised Capital Gains Report

For The Period 01 July 2020 - 30 June 2021



Investment		Accounting Treatment				Tax Treatment						
Purchase Contract Date	Disposal Contract Date	Units	Cost	Proceeds	Accounting Profit/(Loss)	Adjusted Cost Base	Reduced Cost Base	Indexed Cost Base	Indexed Gains	Discounted Gains (Gross)	Other Gains	Capital Loss
Cryptocurrency												
08/10/2020	08/11/2020	0.75	2,009.04	2,006.67	(2.37)	2,009.04	2,009.04	0.00	0.00	0.00	0.00	(2.37)
08/10/2020	08/11/2020	0.51	1,361.36	1,370.87	9.51	1,361.36	1,361.36	0.00	0.00	0.00	9.51	0.00
08/10/2020	03/01/2021	0.03	80.36	73.82	(6.54)	80.36	80.36	0.00	0.00	0.00	0.00	(6.54)
08/10/2020	16/01/2021	0.00	4.45	3.94	(0.51)	4.45	4.45	0.00	0.00	0.00	0.00	(0.51)
08/10/2020	16/01/2021	0.00	3.35	2.97	(0.38)	3.35	3.35	0.00	0.00	0.00	0.00	(0.38)
08/10/2020	17/01/2021	0.01	26.79	23.76	(3.03)	26.79	26.79	0.00	0.00	0.00	0.00	(3.03)
08/10/2020	17/01/2021	0.03	80.36	71.28	(9.08)	80.36	80.36	0.00	0.00	0.00	0.00	(9.08)
08/10/2020	17/01/2021	0.05	133.94	118.80	(15.14)	133.94	133.94	0.00	0.00	0.00	0.00	(15.14)
08/10/2020	18/01/2021	0.02	44.63	39.59	(5.04)	44.63	44.63	0.00	0.00	0.00	0.00	(5.04)
08/10/2020	17/01/2021	0.00	3.35	2.97	(0.38)	3.35	3.35	0.00	0.00	0.00	0.00	(0.38)
08/10/2020	17/01/2021	0.00	4.45	3.94	(0.51)	4.45	4.45	0.00	0.00	0.00	0.00	(0.51)
08/10/2020	18/01/2021	0.35	935.71	829.98	(105.72)	935.71	935.71	0.00	0.00	0.00	0.00	(105.72)
17/09/2020	18/01/2021	0.54	1,441.15	1,278.82	(162.34)	1,441.15	1,441.15	0.00	0.00	0.00	0.00	(162.34)
17/09/2020	23/01/2021	0.46	1,236.53	1,111.03	(125.50)	1,236.53	1,236.53	0.00	0.00	0.00	0.00	(125.50)
17/09/2020	23/01/2021	0.40	1,071.07	962.36	(108.71)	1,071.07	1,071.07	0.00	0.00	0.00	0.00	(108.71)
17/09/2020	03/02/2021	0.04	109.62	98.99	(10.63)	109.62	109.62	0.00	0.00	0.00	0.00	(10.63)
17/09/2020	03/02/2021	0.96	2,568.05	2,318.86	(249.19)	2,568.05	2,568.05	0.00	0.00	0.00	0.00	(249.19)
		4.15	11,114.21	10,318.65	(795.56)	11,114.21	11,114.21	0.00	0.00	0.00	9.51	(805.07)
XLM1 - Stellar												
26/12/2020	06/01/2021	1,037.00	200.10	288.91	88.81	200.10	200.10	0.00	0.00	0.00	88.81	0.00
28/02/2021	02/04/2021	100.00	57.49	57.71	0.22	57.49	57.49	0.00	0.00	0.00	0.22	0.00
28/02/2021	02/04/2021	77.00	44.26	44.44	0.18	44.26	44.26	0.00	0.00	0.00	0.18	0.00

Compass Superfund Realised Capital Gains Report



For The Period 01 July 2020 - 30 June 2021

Investment		Accounting Treatment				Tax Treatment						
Purchase Contract Date	Disposal Contract Date	Units	Cost	Proceeds	Accounting Profit/(Loss)	Adjusted Cost Base	Reduced Cost Base	Indexed Cost Base	Indexed Gains	Discounted Gains (Gross)	Other Gains	Capital Loss
Cryptocurrency												
25/04/2021	15/05/2021	94.00	50.60	86.05	35.45	50.60	50.60	0.00	0.00	0.00	35.45	0.00
25/04/2021	15/05/2021	0.00	0.00	0.00	0.00	0.00	0.00	0.00	0.00	0.00	0.00	0.00
25/04/2021	17/05/2021	94.00	50.60	83.99	33.39	50.60	50.60	0.00	0.00	0.00	33.39	0.00
25/04/2021	17/05/2021	0.00	0.00	0.00	0.00	0.00	0.00	0.00	0.00	0.00	0.00	0.00
		1,402.00	403.05	561.10	158.05	403.05	403.05	0.00	0.00	0.00	158.05	0.00
YFI - yearn.finance												
23/12/2020	04/01/2021	0.02	536.37	543.78	7.41	536.37	536.37	0.00	0.00	0.00	7.41	0.00
23/12/2020	04/01/2021	0.00	67.13	68.06	0.93	67.13	67.13	0.00	0.00	0.00	0.93	0.00
		0.02	603.50	611.84	8.34	603.50	603.50	0.00	0.00	0.00	8.34	0.00
ZRX - 0x (ZRX)												
28/06/2020	15/08/2020	105.00	50.65	79.40	28.75	50.65	50.65	0.00	0.00	0.00	28.75	0.00
18/09/2020	06/02/2021	444.29	263.88	866.45	602.57	263.88	263.88	0.00	0.00	0.00	602.57	0.00
18/09/2020	06/02/2021	55.71	33.09	108.65	75.56	33.09	33.09	0.00	0.00	0.00	75.56	0.00
18/09/2020	23/02/2021	43.00	25.54	72.73	47.19	25.54	25.54	0.00	0.00	0.00	47.19	0.00
18/09/2020	23/02/2021	156.00	92.66	263.87	171.21	92.66	92.66	0.00	0.00	0.00	171.21	0.00
18/09/2020	23/02/2021	156.00	92.66	263.87	171.21	92.66	92.66	0.00	0.00	0.00	171.21	0.00
25/12/2020	23/02/2021	111.00	55.67	187.75	132.08	55.67	55.67	0.00	0.00	0.00	132.08	0.00
18/09/2020	23/02/2021	45.00	26.73	76.12	49.39	26.73	26.73	0.00	0.00	0.00	49.39	0.00
		1,116.00	640.88	1,918.84	1,277.96	640.88	640.88	0.00	0.00	0.00	1,277.96	0.00
		2,720.40	104,251.35	125,662.22	21,410.88	104,251.35	104,251.35	0.00	0.00	0.00	24,619.56	(3,208.68)

Managed Investments (Australian)

Realised Capital Gains Report

For The Period 01 July 2020 - 30 June 2021

Investment		Accounting Treatment				Tax Treatment						
Purchase Contract Date	Disposal Contract Date	Units	Cost	Proceeds	Accounting Profit/(Loss)	Adjusted Cost Base	Reduced Cost Base	Indexed Cost Base	Indexed Gains	Discounted Gains (Gross)	Other Gains	Capital Loss
Managed Investments (Australian)												
SHARELO - CapitalI9 Global Stocks (Sharelord Investor)												
		0.00	0.00	0.00	0.00	0.00	0.00	0.00	0.00	0.00	2,830.00	0.00
		0.00	0.00	0.00	0.00	0.00	0.00	0.00	0.00	0.00	2,830.00	0.00
		0.00	0.00	0.00	0.00	0.00	0.00	0.00	0.00	0.00	2,830.00	0.00
		2,720.40	104,251.35	125,662.22	21,410.88	104,251.35	104,251.35	0.00	0.00	0.00	27,449.56	(3,208.68)

Compass Superfund Unrealised Capital Gains Report



As at 30 June 2021

Investment	Units	Cost	Tax Deferred /Depreciation	CGT Cost Base	Market Value	Projected Profit /(Loss)	Taxable Profit Indexation	Taxable Profit Discounted	Taxable Profit Notional
Cryptocurrency									
AAVE - AAVE	2.00	781.88	0.00	781.88	616.6100	(165.27)	0.00	0.00	0.00
ADA - Cardano	90.00	179.28	0.00	179.28	158.6399	(20.64)	0.00	0.00	0.00
BITC - Bitcoin	0.01	473.33	0.00	473.33	506.7800	33.45	0.00	0.02	0.00
COMP - Compound	1.70	819.18	0.00	819.18	700.8000	(118.38)	0.00	0.00	0.00
DOT - Polkadot	10.00	271.35	0.00	271.35	204.9400	(66.41)	0.00	0.00	0.00
ETH - Ethereum- ETH	2.80	4,785.61	0.00	4,785.61	7,951.0200	3,165.41	0.00	0.00	0.00
GRT - The Graph	208.00	339.41	0.00	339.41	165.6098	(173.80)	0.00	0.00	0.00
LINK - Chainlink	15.00	519.59	0.00	519.59	376.0500	(143.54)	0.00	0.00	0.00
LTC - LTC	12.00	1,013.06	0.00	1,013.06	2,238.4700	1,225.41	0.00	0.00	0.00
MKR - Maker	0.13	416.87	0.00	416.87	454.9900	38.12	0.00	0.00	0.00
PMGT - PERTH MINT GOLD TOKEN	5.10	12,380.78	0.00	12,380.78	11,891.2100	(489.57)	0.00	0.00	0.00
SNX1 - Synthetix Network Token	10.00	230.84	0.00	230.84	92.3000	(138.54)	0.00	0.00	0.00
		22,211.18	0.00	22,211.18	25,357.4197	3,146.24	0.00	0.02	0.00
Collectables (Coins, Stamps, Wine and Other Personal Use Assets)									
DIAMONDS - Argyle Pink Diamonds (weight 0.100ct)	2.00	18,640.00	0.00	18,640.00	32,600.0000	13,960.00	0.00	0.00	0.00
DIAMONDS2 - Argyle Pink Diamonds (weight 0.150ct)	10.00	4,930.00	0.00	4,930.00	8,600.0000	3,670.00	0.00	0.00	0.00
GOLD1 - 1oz 2021 Golden Eagle Nugget Gold Coin 99.9%	1.00	2,546.75	0.00	2,546.75	2,380.0000	(166.75)	0.00	0.00	0.00
GOLDBAR - 1oz Gold Cast Perth Mint Bars 99.99%	3.00	7,808.64	0.00	7,808.64	7,140.0000	(668.64)	0.00	0.00	0.00
SILVERBAR - 10 oz Silver bar	2.00	792.80	0.00	792.80	705.8000	(87.00)	0.00	0.00	0.00
		34,718.19	0.00	34,718.19	51,425.8000	16,707.61	0.00	0.00	0.00

Loans to Associated Entities (In house loans) - Unitted

Compass Superfund

Unrealised Capital Gains Report

As at 30 June 2021



Investment	Units	Cost	Tax Deferred /Depreciation	CGT Cost Base	Market Value	Projected Profit /Loss	Taxable Profit Indexation	Taxable Profit Discounted	Taxable Profit Notional
Loans to Associated Entities (In house loans) - Unitised									
In House_Compass SF - In House Loans- Compass SF	1.00	421.03	0.00	421.03	173.0300	(248.00)	0.00	0.00	0.00
		421.03	0.00	421.03	173.0300	(248.00)	0.00	0.00	0.00
Managed Investments (Australian)									
SHARELO - Capital19 Global Stocks (Sharelord Investor)	1.00	68,882.34	0.54	68,881.80	65,369.5600	(3,512.24)	0.00	0.00	0.00
		68,882.34	0.54	68,881.80	65,369.5600	(3,512.24)	0.00	0.00	0.00
		126,232.74	0.54	126,232.20	142,325.8097	16,093.61	0.00	0.02	0.00

Memorandum of Resolutions of the Director(s) of

Astoday Pty Ltd ATF Compass SuperFund ACN: 615996793

ATF Compass Superfund

FINANCIAL STATEMENTS OF SUPERANNUATION FUND:

It was resolved that the financial statements would be prepared as special purpose financial statements as, in the opinion of the trustee(s), the Superannuation Fund is a non-reporting entity and therefore is not required to comply with all Australian Accounting Standards.

It was further resolved that the financial statements and notes to the financial statements of the Superannuation Fund in respect of the year ended 30 June 2021 thereon be adopted.

TRUSTEE'S DECLARATION:

It was resolved that the trustee's declaration of the Superannuation Fund be signed.

ANNUAL RETURN:

Being satisfied that the Fund had complied with the requirements of the Superannuation Industry (Supervision) Act 1993 (SISA) and Regulations during the year ended 30 June 2021, it was resolved that the annual return be approved, signed and lodged with the Australian Taxation Office.

TRUST DEED:

It was resolved that the advice received from the Fund's legal adviser confirming that the fund's trust deed is consistent with all relevant superannuation and trust law.

INVESTMENT STRATEGY:

The allocation of the Fund's assets and the Fund's investment performance over the financial year were reviewed and found to be within the acceptable ranges outlined in the investment strategy. After considering the risk, rate of return, diversification and liquidity of the investments and the ability of the Fund to discharge its existing liabilities, it was resolved that the investment strategy continues to reflect the purposes and circumstances of the Fund and its members. Accordingly, no changes in the investment strategy were required.

INVESTMENT – PERSONAL USE:

It was confirmed that no investments or assets were used by the member(s) for personal purposes.

INSURANCE COVER:

The trustee(s) reviewed the current life and total and permanent disability insurance coverage on offer to the members and resolved that the current insurance arrangements were appropriate for the Fund.

ALLOCATION OF INCOME:

It was resolved that the income of the Fund would be allocated to the members based on their average daily balance (an alternative allocation basis may be percentage of opening balance).

INVESTMENT ACQUISITIONS:

It was resolved to ratify the investment acquisitions throughout the financial year ended 30 June 2021.

INVESTMENT DISPOSALS:

It was resolved to ratify the investment disposals throughout the financial year ended 30 June 2021.

AUDITORS:

It was resolved that

Anthony Boys

of

PO Box 3376, RUNDLE MALL, South Australia 5000

act as auditors of the Fund for the next financial year.

Memorandum of Resolutions of the Director(s) of

Astoday Pty Ltd ATF Compass SuperFund ACN: 615996793

ATF Compass Superfund

TAX AGENTS:

It was resolved that

Mora Wealth Accountants Pty Ltd

act as tax agents of the Fund for the next financial year.

TRUSTEE STATUS:

Each of the trustee(s) confirmed that they are qualified to act as trustee(s) of the Fund and that they are not disqualified persons as defined by s 120 of the SISA.

CONTRIBUTIONS RECEIVED:

It was resolved that the contributions during the year be allocated to members on the basis of the schedule provided by the principal Fund employer.

ACCEPTANCE OF ROLLOVERS:

The trustee has ensured that any rollover made to the Fund, meets the requirements of the Fund's deed and does not breach the superannuation laws in relation to:

1. making rollover between Funds; and,
2. breaching the Fund or the member investment strategy.

The trustee has reviewed the rollover and received advice that the rollover is in accordance with the Trust Deed and the rules of the Fund and the superannuation laws. As such the trustee has resolved to accept the rollover on behalf of the member.

PAYMENT OF BENEFITS:

The trustee has ensured that any payment of benefits made from the Fund, meets the requirements of the Fund's deed and does not breach the superannuation laws in relation to:

1. making payments to members; and,
2. breaching the Fund or the member investment strategy.

The trustee has reviewed the payment of the benefit and received advice that the transfer is in accordance with the Deed and the superannuation laws. As such the trustee has resolved to allow the payment of the benefits on behalf of the member.

CLOSURE:

Signed as a true record –

.....

Sally Richards

/ /

Compass Superfund
Trial Balance



As at 30 June 2021

Last Year	Code	Account Name	Units	Debits \$	Credits \$
	23800	Distributions Received			
(179.43)	23800/SHARELO	CapitalI9 Global Stocks (Sharelord Investor)			0.00
	23900	Dividends Received			
(47.64)	23900/SHARELO	CapitalI9 Global Stocks (Sharelord Investor)			410.19
	24200	Contributions			
	24200/RICSAL00001A	(Contributions) Richards, Sally - Accumulation			501.00
(908.42)	24700	Changes in Market Values of Investments			34,177.83
	25000	Interest Received			
(191.32)	25000/CBA10696889	CBA Direct Investment Account 6889			36.92
(0.01)	26700	Other Income			
	28500	Transfers In			
(55,000.00)	28500/RICSAL00001A	(Transfers In) Richards, Sally - Accumulation			
1,705.00	30100	Accountancy Fees		935.00	
259.00	30400	ATO Supervisory Levy		259.00	
660.00	30700	Auditor's Remuneration		330.00	
54.00	30800	ASIC Fees		55.00	
898.00	30900	Advisor Fees			
49.95	31500	Bank Charges		49.95	
	37500	Investment Expenses			
463.50	37500/6201454011	Investment Expenses		1,847.00	
	37500/6201454012	Perth Mint Collectables		370.00	
	37500/SHARELO	CapitalI9 Global Stocks (Sharelord Investor)		275.57	
0.03	37900	Interest Paid			
80.00	38200	Fines		82.00	
(78.10)	48500	Income Tax Expense			190.94
52,235.44	49000	Profit/Loss Allocation Account		31,113.36	
	50010	Opening Balance			
(83,159.83)	50010/RICSAL00001A	(Opening Balance) Richards, Sally - Accumulation			135,395.27
	52420	Contributions			

Compass Superfund Trial Balance



As at 30 June 2021

Last Year	Code	Account Name	Units	Debits \$	Credits \$
0.00	52420/RICSAL00001A	(Contributions) Richards, Sally - Accumulation			501.00
	52850	Transfers In			
(55,000.00)	52850/RICSAL00001A	(Transfers In) Richards, Sally - Accumulation			0.00
	53100	Share of Profit/(Loss)			
2,764.56	53100/RICSAL00001A	(Share of Profit/(Loss)) Richards, Sally - Accumulation			30,612.36
	60400	Bank Accounts			
84,059.91	60400/CBA10696889	CBA Direct Investment Account 6889		1,784.00	
6,296.43	60400/Indepen	Independent Reserve		19,979.78	
0.00	68000	Sundry Debtors		2,150.00	
	70040	Cryptocurrency			
	70040/AAVE	AAVE	2.0000	616.61	
	70040/ADA	Cardano	90.0000	158.64	
1,274.19	70040/BITC	Bitcoin	0.0110	506.78	
	70040/COMP	Compound	1.7000	700.80	
	70040/DOT	Polkadot	10.0000	204.94	
980.04	70040/ETH	Ethereum- ETH	2.8000	7,951.02	
	70040/GRT	The Graph	208.0000	165.61	
	70040/LINK	Chainlink	15.0000	376.05	
297.15	70040/LTC	LTC	12.0000	2,238.47	
	70040/MKR	Maker	0.1300	454.99	
	70040/PMGT	PERTH MINT GOLD TOKEN	5.1000	11,891.21	
	70040/SNX1	Synthetix Network Token	10.0000	92.30	
51.09	70040/ZRX	0x (ZRX)	0.0000		0.00
	71000	Collectables (Coins, Stamps, Wine and Other Personal Use Assets)			
	71000/DIAMONDS	Argyle Pink Diamonds (weight 0.100ct)	2.0000	32,600.00	
	71000/DIAMONDS2	Argyle Pink Diamonds (weight 0.150ct)	10.0000	8,600.00	
	71000/GOLD1	1oz 2021 Golden Eagle Nugget Gold Coin 99.9%	1.0000	2,380.00	
	71000/GOLDBAR	1oz Gold Cast Perth Mint Bars 99.99%	3.0000	7,140.00	

Compass Superfund
Trial Balance



As at 30 June 2021

Last Year	Code	Account Name	Units	Debits \$	Credits \$
	71000/SILVERBAR	10 oz Silver bar	2.0000	705.80	
	74250	Loans to Associated Entities (In house loans) - Unitised			
421.03	74250/In House_Compass SF	In House Loans- Compass SF	1.0000	173.03	
	74700	Managed Investments (Australian)			
41,922.97	74700/SHARELO	Capitall9 Global Stocks (Sharelord Investor)	1.0000	65,369.56	
92.46	85000	Income Tax Payable/Refundable		269.04	
				201,825.51	201,825.51

Current Year Profit/(Loss): 30,922.42

SMSF Tax Return

2021

1 Jul 2020—30 Jun 2021

TFN Recorded

PART A ELECTRONIC LODGMENT DECLARATION (FORM P, T, F, SMSF OR EX)

This declaration is to be completed where the tax return is to be lodged via the Tax Office's electronic lodgment service (ELS). It is the responsibility of the taxpayer to retain this declaration for a period of five years after the declaration is made, penalties may apply for failure to do so.

Privacy

The ATO is authorised by the *Taxation Administration Act 1953* to request the provision of tax file numbers (TFNs). The ATO will use the TFNs to identify each partner or beneficiary or entity in our records. It is not an offence not to provide the TFNs. However, you cannot lodge your tax return electronically if you do not quote your TFN.

Taxation law authorises the ATO to collect information and to disclose it to other government agencies. For information about your privacy go to ato.gov.au/privacy

The Australian Business Register

The Commissioner of Taxation, as Registrar of the Australian Business Register, may use the ABN and business details which you provide on this tax return to maintain the integrity of the register.

Please refer to the privacy statement on the Australian Business Register (ABR) website (www.abr.gov.au) for further information – it outlines our commitment to safeguarding your details.

Electronic Funds Transfer – Direct Debit

Where you have requested an EFT direct debit some of your details will be provided to your financial institution and the Tax Office's sponsor bank to facilitate the payment of your taxation liability from your nominated account.

<u>Tax File Number</u>	<u>Name of partnership, trust, fund or entity</u>	<u>Year</u>
TFN Recorded	Compass Superfund	2021

I authorise my tax agent to electronically transmit this tax return via the electronic lodgment service.

Important

Before making this declaration please check to ensure that all income has been disclosed and the tax return is true and correct in every detail. If you are in doubt about any aspect of the tax return, place all the facts before the Tax Office. The tax law provides heavy penalties for false or misleading statements on tax returns.

Declaration - I declare that:

- the information provided to my registered tax agent for the preparation of this tax return, including any applicable schedules is true and correct, and
- the agent is authorised to lodge this tax return.

Signature of partner, trustee or director	Date
---	------

PART B ELECTRONIC FUNDS TRANSFER CONSENT

This declaration is to be completed when an electronic funds transfer EFT of a refund is requested and the tax return is being lodged through the electronic lodgment service ELS.

This declaration must be signed by the taxpayer prior to the EFT details being transmitted to the Tax Office. If you elect for an EFT, all details below must be completed.

Important

Care should be taken when completing EFT details as the payment of any refund, including any family tax benefit, will be made to the account specified.

<u>Agent Ref No.</u>	<u>BSB Number</u>	<u>Account Number</u>	<u>Account Name</u>
24742602	066163	10696889	Compass Superfund

I authorise the refund to be deposited directly to the account specified.

Signature	Date

PART D TAX AGENTS CERTIFICATE (SHARED FACILITIES USERS ONLY)

<u>Client Ref</u>	<u>Agent Ref No.</u>	<u>Contact Name</u>	<u>Contact No.</u>
RICHS040	24742602	Mora Wealth Accountants Pty Ltd	0893091233

Declaration - I declare that:

- I have prepared this tax return and/or family tax benefit tax claim in accordance with the information supplied by the taxpayer
- I have received a declaration made by the taxpayer that the information provided to me for the preparation of this document is true and correct, and
- I am authorised by the taxpayer to lodge this tax return and any applicable schedules that are attached.

Agent's Signature	Date

Section A: Fund information

Period start 01/07/2020

Period end 30/06/2021

1 TAX FILE NUMBER TFN Recorded

2 NAME OF SELF-MANAGED SUPERANNUATION FUND (SMSF) Compass Superfund

3 AUSTRALIAN BUSINESS NUMBER 82 807 949 829

4 CURRENT POSTAL ADDRESS

Address	Town/City	State	Postcode
PO Box 1792	Malaga	WA	6944

5 ANNUAL RETURN STATUS

Is this the first required return for a newly registered SMSF? No

6 SMSF AUDITOR

Title Mr

First name Anthony

Other name William

Family name Boys

Suffix

SMSF auditor number 100014140

Contact number 61-410712708

Auditor Address	Town/City	State	Postcode
PO Box 3376	RUNDLE MALL	SA	5000

Date audit was completed **A** 20/06/2022

Was part A of the audit report qualified? **B** No

Was part B of the audit report qualified? **C** No

If Part B of the audit report was qualified, have the reported issues been rectified? **D**

7 ELECTRONIC FUNDS TRANSFER (EFT)

A. Fund's financial institution account details

BSB number 066163

Account number 10696889

Account name Compass Superfund

I would like my tax refunds made to this account Yes

C. Electronic service address alias

8 STATUS OF SMSF

Australian superannuation fund? **A** Yes

Fund benefit structure **B** A

Does the fund trust deed allow acceptance of the Government's Super Co-contribution and Low Income Super Contribution? **C** Yes

9 WAS THE FUND WOUND UP DURING THE YEAR?

Date fund was wound up

Have all tax lodgment and payment obligations been met?

10 EXEMPT CURRENT PENSION INCOME

Did the fund pay retirement phase superannuation income stream benefits to one or more members in the income year? No

Exempt current pension income amount **A**

Which method did you use to calculate your exempt current pension income? **B**

Was an actuarial certificate obtained? **D**

Did the fund have any other income that was assessable? **E**

Choosing 'No' means that you do not have any assessable income, including no-TFN quoted contributions. Go to Section C: Deductions and non-deductible expenses. **(Do not complete Section B: Income.)** If you are entitled to claim any tax offsets, you can list these at Section D: Income tax calculation statement.

Section B: Income

11 INCOME

Prior year losses brought forward

Net Capital Losses from Collectables

Other Net Capital Losses \$93,748.00

Did you have a CGT event during the year? **G** Yes

Have you applied an exemption or rollover? **M** No

Net capital gain **A** \$0.00

Losses carried forward

Net Capital Losses from Collectables

Other Net Capital Losses \$69,508.00

Gross rent and other leasing and hiring **B**

Gross interest income **C** \$36.00

Tax file number amounts withheld from gross interest \$0.00

Forestry managed investment scheme income **X**

Gross foreign income **D1**

Net foreign income **D**

Australian franking credits from a New Zealand company income **E**

Transfers from foreign funds income Number 0 **F**

Gross payments where ABN not quoted **H**

Gross distribution from partnerships income **I**

Unfranked dividends **J**

Franked dividend income amount		K	\$420.00
Franking credit		L	\$180.00
Tax file number amounts withheld from dividends			
Gross distribution from trusts income		M	
Assessable contributions	(R1 + R2 + R3 less R6)	R	\$0.00
Assessable employer contributions		R1	
Assessable personal contributions		R2	
No-TFN-quoted contributions		R3	\$0.00
The transfer of liability to a Life Insurance Company or Pooled Superannuation Trust		R6	
Gross payments foreign resident income			
Other income			
Total other income		S	
Assessable income due to a changed tax status of the fund		T	
Net non-arm's length income	(Subject to 47% tax rate U1 + U2 + U3)	U	
Net non-arm's length private company dividends		U1	
Net non-arm's length trust distributions		U2	
Net other non-arm's length income		U3	
Gross income		W	\$636.00
Exempt current pension income		Y	
Total assessable income		V	\$636.00

Section C: Deductions and non-deductible expenses

12 DEDUCTIONS

		Deductions		Non-Deductible Expenses
Interest expenses within Australia	A1		A2	
Interest expenses overseas	B1		B2	
Capital works expenditure	D1		D2	
Low value pool				
Capital allowance				
Other depreciation				
Decline in value of depreciating assets	E1		E2	
Insurance premiums – members	F1		F2	
SMSF auditor fee	H1	\$330.00	H2	\$0.00
Investment expenses	I1	\$2,492.00	I2	\$0.00
Management and administration expenses	J1	\$1,298.00	J2	\$0.00
Forestry managed investment scheme expense	U1		U2	
Other amounts	L1		L2	
Tax losses deducted	M1			
Totals	N	\$4,120.00	Y	\$0.00
Total SMSF expenses		(N + Y)	Z	\$4,120.00
Taxable income or loss		(TOTAL ASSESSABLE INCOME less TOTAL DEDUCTIONS)	O	\$3,484.00

Section D: Income tax calculation statement

13 CALCULATION STATEMENT

Taxable income			A	
Tax on taxable income			T1	\$0.00
Tax on no-TFN-quoted contributions			J	\$0.00
Gross tax			B	\$0.00
Non-refundable non-carry forward tax offsets		(C1 + C2)	C	
Foreign income tax offset			C1	
Rebates and tax offsets			C2	
Subtotal		(B less C – cannot be less than zero)	T2	\$0.00

Non-refundable carry forward tax offsets	(D1 + D2 + D3 + D4)	D	\$0.00
Early stage venture capital limited partnership tax offset		D1	\$0.00
Early stage venture capital limited partnership tax offset carried forward from previous year		D2	\$0.00
Early stage investor tax offset		D3	\$0.00
Early stage investor tax offset carried forward from previous year		D4	\$0.00
Subtotal	(T2 less D – cannot be less than zero)	T3	\$0.00
REFUNDABLE TAX OFFSETS	(E1 + E2 + E3 + E4)	E	\$180.34
Complying fund's franking credits tax offset		E1	\$180.34
No-TFN tax offset		E2	
National rental affordability scheme tax offset		E3	
Exploration credit tax offset		E4	\$0.00
Tax Payable		T5	\$0.00
Section 102AAM interest charge		G	
Eligible credits	(H1 + H2 + H3 + H5 + H6 + H8)	H	\$10.60
Credit for interest on early payments – amount of interest		H1	
Credit for tax withheld – foreign resident withholding (excluding capital gains)		H2	
Credit for tax withheld – where ABN or TFN not quoted (non-individual)		H3	\$10.60
Credit for TFN amounts withheld from payments from closely held trusts		H5	\$0.00
Credit for interest on no-TFN tax offset		H6	
Credit for amounts withheld from foreign resident capital gains withholding		H8	\$0.00
Tax offset refunds (Remainder of refundable tax offsets)		I	\$180.34
PAYG instalments raised		K	
Supervisory levy		L	\$259.00
Supervisory levy adjustment for wound up funds		M	\$0.00
Supervisory levy adjustment for new funds		N	\$0.00
Amount payable		S	\$68.06

Section E: Losses

14 LOSSES			
Tax losses carried forward to later income years		U	\$7,078.00
Net capital losses carried forward to later income years		V	\$69,508.00

Section H: Assets and liabilities

15	ASSETS		
15a	Australian managed investments		
	Listed trusts	A	
	Unlisted trusts	B	
	Insurance policy	C	
	Other managed investments	D	\$65,370.00
15b	Australian direct investments		
	Cash and term deposits	E	\$21,764.00
	Debt securities	F	
	Loans	G	\$173.00
	Listed shares	H	
	Unlisted shares	I	
	Limited recourse borrowing arrangements	J	
	Australian residential real property	J1	
	Australian non-residential real property	J2	
	Overseas real property	J3	
	Australian shares	J4	
	Overseas shares	J5	
	Other	J6	
	Property Count	J7	
	Non-residential real property	K	
	Residential real property	L	
	Collectables and personal use assets	M	\$51,425.00
	Other assets	O	\$2,419.00
15c	Other investments		
	Crypto-Currency	N	\$25,357.00
15d	Overseas direct investments		
	Overseas shares	P	
	Overseas non-residential real property	Q	
	Overseas residential real property	R	
	Overseas managed investments	S	
	Other overseas assets	T	
	Total Australian and overseas assets	U	\$166,508.00
15e	In-house assets		
	Did the fund have a loan to, lease to or investment in, related parties (known as in-house assets) at the end of the income year?	A	

15f Limited recourse borrowing arrangements

If the fund had an LRBA were the LRBA borrowings from a licensed financial institution?	A
Did the members or related parties of the fund use personal guarantees or other security for the LRBA?	B

16 LIABILITIES

Borrowings	V	
Borrowings for limited recourse borrowing arrangements	V1	
Permissible temporary borrowings	V2	
Other borrowings	V3	
Total member closing account balances	W	\$166,508.00
Reserve accounts	X	
Other liabilities	Y	
Total liabilities	Z	\$166,508.00

17 TAXATION OF FINANCIAL ARRANGEMENTS (TOFA)

Total TOFA gains	H
Total TOFA losses	I

Section J: Other information

FAMILY TRUST ELECTION STATUS

Select the income year of the election	A
Family trust election revocation/variation code	B

INTERPOSED ENTITY ELECTION STATUS

Select the earliest income year elected	C
Interposed entity election revocation code	D

Section K : Declarations

PREFERRED TRUSTEE OR DIRECTOR CONTACT DETAILS

Title	Ms
First name	Sally
Other name	Royal
Family name	Richards
Suffix	
Non-individual trustee name	Astoday Pty Ltd
ABN of non-individual trustee	
Contact number	08 93317553
Email address	

TAX AGENT'S CONTACT DETAILS

Practice name	Mora Wealth Accountants Pty Ltd
Title	Mr
First name	Alex
Other name	
Family name	Mora
Suffix	
Contact number	08 93091233

HOURS TAKEN TO PREPARE AND COMPLETE THIS RETURN

Member 1 — Richards, Sally (TFN Recorded)Account status OpenTax File Number TFN Recorded**INDIVIDUAL NAME**Title MsGiven name Sally

Other given names

Family name Richards

Suffix

Date of birth 19 Feb 1956

Date of death

CONTRIBUTIONSOpening account balance \$135,395.27Employer contributions **A**Principal Employer ABN **A1**Personal contributions **B** \$501.00CGT small business retirement exemption **C**CGT small business 15 year exemption **D**Personal injury election **E**Spouse and child contributions **F**Other third party contributions **G**Proceeds from primary residence disposal **H**Receipt date **H1**Assessable foreign superannuation fund amount **I**Non-assessable foreign superannuation fund amount **J**Transfer from reserve: assessable amount **K**Transfer from reserve: non-assessable amount **L**Contributions from non-complying funds and previously non-complying funds **T**Any other contributions (including Super Co-contributions and Low Income Super Contributions) **M****Total Contributions** **N** \$501.00

OTHER TRANSACTIONS

Allocated earnings or losses	O	\$30,612.36
Inward rollovers and transfers	P	
Outward rollovers and transfers	Q	
TRIS Count		
Accumulation phase account balance	S1	\$166,508.63
Retirement phase account balance - Non CDBIS	S2	
Retirement phase account balance - CDBIS	S3	
Accumulation phase value	X1	
Retirement phase value	X2	
Outstanding Limited recourse borrowing arrangement	Y	
Lump Sum payment	R1	
Income stream payment	R2	
Closing account balance	S	\$166,508.63

Capital Gains Tax Schedule

1 CURRENT YEAR CAPITAL GAINS AND CAPITAL LOSSES	Capital gains	Capital losses
Shares in companies listed on an Australian securities exchange	A	K
Other shares	B	L
Units in unit trusts listed on an Australian securities exchange	C	M
Other units	D	N
Real estate situated in Australia	E	O
Other real estate	F	P
Amount of capital gains from a trust (including a managed fund)	G	\$2,830.00
Collectables	H	Q
Other CGT assets and any other CGT events	I	R
Amount of capital gain previously deferred under transitional CGT relief for superannuation funds	S	\$0.00
Total current year	J	A
2 CAPITAL LOSSES		
Total current year capital losses applied	B	\$3,208.00
Total prior year net capital losses applied	C	\$24,240.00
Total capital losses transferred in applied (only for transfers involving a foreign bank branch or permanent establishment of a foreign financial entity)	D	
Total capital losses applied	E	\$27,448.00
3 UNAPPLIED NET CAPITAL LOSSES CARRIED FORWARD		
Net capital losses from collectables carried forward to later income years	A	
Other net capital losses carried forward to later income years	B	\$69,508.00
4 CGT DISCOUNT		
Total CGT discount applied	A	
5 CGT CONCESSIONS FOR SMALL BUSINESS		
Small business active asset reduction	A	
Small business retirement exemption	B	
Small business rollover	C	
Total small business concessions applied	D	\$0.00
6 NET CAPITAL GAIN		
	A	\$0.00
1J less 2E less 4A less 5D (cannot be less than zero). Amount will appear at label A, Net capital gain on your tax return		
7 EARNOUT ARRANGEMENTS		
Income year earnout right created	F	
Amended net capital gain or capital losses carried forward	G	

8 OTHER CGT INFORMATION REQUIRED (IF APPLICABLE)

Small business 15 year exemption – exempt capital gains	A
Capital gains disregarded by a foreign resident	B
Capital gains disregarded as a result of a scrip for scrip rollover	C
Capital gains disregarded as a result of an inter-company asset rollover	D
Capital gains disregarded by a demerging entity	E

Worksheets

11 INCOME

C Gross interest income

Description	Tax Withheld	Interest
Imported from SF360	\$0.00	\$36.00
Total	\$0.00	\$36.00

12 DEDUCTIONS

H SMSF auditor fee

Description	Deductible	Non deductible
Imported from SF360	\$330.00	\$0.00
Total	\$330.00	\$0.00

I Investment Expenses

Description	Deductible	Non deductible
Imported from SF360	\$2,492.00	\$0.00
Total	\$2,492.00	\$0.00

J Management and administration expenses

Description	Deductible	Non deductible
Imported from SF360	\$1,298.00	\$0.00
Total	\$1,298.00	\$0.00

13 CALCULATION STATEMENT**D1** Early stage venture capital limited partnership tax offset

Description	Amount
Imported from SF360	\$0.00
Total	\$0.00

D2 Early stage venture capital limited partnership tax offset carried forward from previous year

Description	Amount
Imported from SF360	\$0.00
Total	\$0.00

D3 Early stage investor tax offset

Description	Amount
Imported from SF360	\$0.00
Total	\$0.00

D4 Early stage investor tax offset carried forward from previous year

Description	Amount
Imported from SF360	\$0.00
Total	\$0.00

H5 Credit for TFN amounts withheld from payments from closely held trusts

Description	Amount
Imported from SF360	\$0.00
Total	\$0.00

H8 Credit for amounts withheld from foreign resident capital gains withholding

Description	Amount
Imported from SF360	\$0.00
Total	\$0.00

15 ASSETS**15a** AUSTRALIAN MANAGED INVESTMENTS**D** Other managed investments

Description	Amount
Imported from SF360	\$65,370.00
Total	\$65,370.00

15b AUSTRALIAN DIRECT INVESTMENTS**E** Cash and term deposits

Description	Amount
Imported from SF360	\$21,764.00
Total	\$21,764.00

G Loans

Description	Amount
Imported from SF360	\$173.00
Total	\$173.00

M Collectables and personal use assets

Description	Amount
Imported from SF360	\$51,425.00
Total	\$51,425.00

O Other assets

Description	Amount
Imported from SF360	\$2,419.00
Total	\$2,419.00

15c OTHER INVESTMENTS

N Crypto-currency

Description	Amount
Imported from SF360	\$25,357.00
Total	\$25,357.00