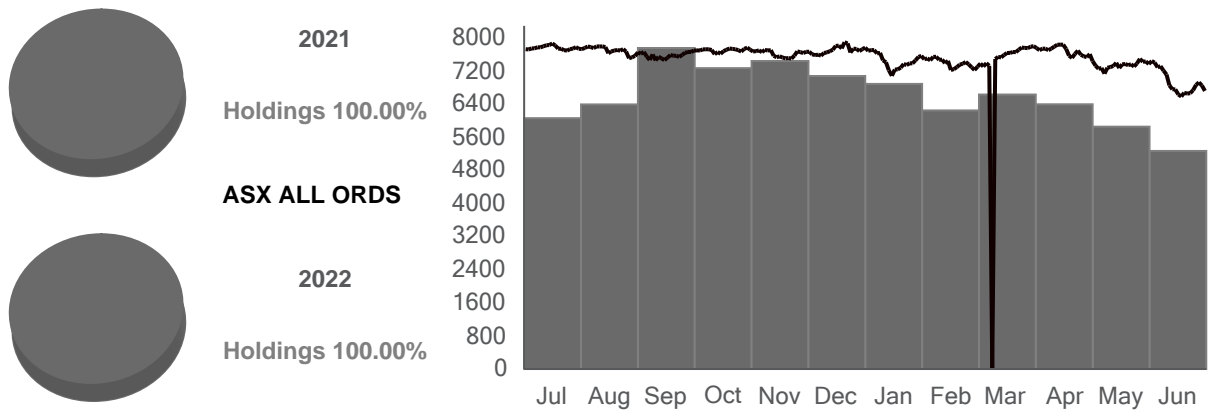


Financial Year Summary

01 Jul 2021 - 30 Jun 2022

Summary Information A/C 334055	+/-	
Holdings valuation at start of period		\$145,680.81
Holdings valuation at end of period	(\$18,510.85)	\$127,169.96
Portfolio at start of period		\$145,680.81
Portfolio at end of period	(\$18,510.85)	\$127,169.96
Total portfolio value		\$127,169.96
Total brokerage		\$959.41
Information service fees		\$0.00
Estimated dividends and distributions		\$4,484.38
Estimated franking credits		\$793.53



While every effort has been made to provide you with an accurate statement, we give no warranty of accuracy or reliability and take no responsibility for any errors or omissions including negligence by any officers, employees or agents. We encourage you to confirm the information, holdings and valuations contained herein. Information contained in the report may only relate to the period since you commenced our service.

Copyright © 2022 Third Party Platform Pty Limited. All rights reserved.

Macquarie Online Trading is a service provided by Third Party Platform Pty Ltd ("TPP") ABN 74 121 227 905 AFSL No. 314341, at the request of Macquarie Bank Limited ABN 46 008 583 542 AFSL 237502 ("MBL"). TPP is a Participant of the ASX Group. Neither TPP nor MBL are representatives of each other. Some of the fees paid to TPP for the provision of its services will be remitted to MBL. TPP and MBL do not provide personal financial advice in relation to Macquarie Online Trading. You should consider your own financial situation, particular needs and investment objectives before acting on any of the information available on this report.

Holdings valuation

01 Jul 2021 - 30 Jun 2022

Holdings valuation at 1 Jul 2021

\$145,680.81

Equities

ASX code	Description	Quantity	Cost Price	Price	Value
A2M	A2 MILK FPO NZ	940	\$5.52	\$6.000	\$5,640.00
AFI	AUS.FOUND. FPO	2,730	\$5.76	\$7.820	\$21,348.60
CSL	CSL FPO	51	\$284.90	\$285.190	\$14,544.69
CWN	CROWN FPO	775	\$13.01	\$11.910	\$9,230.25
FANG	ETFS FANG ETF UNITS	1,000	\$18.42	\$17.030	\$17,030.00
NXL	NUIX LTD FPO	6,000	\$2.50	\$2.210	\$13,260.00
PBH	POINTS BET FPO	1,220	\$13.25	\$12.780	\$15,591.60
STW	SPDR 200 ETF UNITS	245	\$50.46	\$67.790	\$16,608.55
WPL	WOODSIDE FPO	490	\$24.52	\$22.210	\$10,882.90
Z1P	ZIPCOLTD FPO	2,846	\$5.53	\$7.570	\$21,544.22
Sub total					\$145,680.81

Holdings valuation at 30 Jun 2022

\$127,169.96

Equities

ASX code	Description	Quantity	Cost Price	Price	Value
ACDC	ETFS ACDC ETF UNITS	85	\$96.83	\$75.900	\$6,451.50
AFI	AUS.FOUND. FPO	2,730	\$5.76	\$7.510	\$20,502.30
BHP	BHP GROUP FPO	130	\$38.03	\$41.250	\$5,362.50
CBA	CWLTH BANK FPO	215	\$97.68	\$90.380	\$19,431.70
CSL	CSL FPO	104	\$280.00	\$269.060	\$27,982.24
FANG	ETFS FANG ETF UNITS	1,000	\$18.42	\$11.850	\$11,850.00
QUAL	VE WD QUAL ETF UNITS	345	\$40.54	\$35.220	\$12,150.90

While every effort has been made to provide you with an accurate statement, we give no warranty of accuracy or reliability and take no responsibility for any errors or omissions including negligence by any officers, employees or agents. We encourage you to confirm the information, holdings and valuations contained herein. Information contained in the report may only relate to the period since you commenced our service.

Copyright © 2022 Third Party Platform Pty Limited. All rights reserved.

Macquarie Online Trading is a service provided by Third Party Platform Pty Ltd ("TPP") ABN 74 121 227 905 AFSL No. 314341, at the request of Macquarie Bank Limited ABN 46 008 583 542 AFSL 237502 ("MBL"). TPP is a Participant of the ASX Group. Neither TPP nor MBL are representatives of each other. Some of the fees paid to TPP for the provision of its services will be remitted to MBL. TPP and MBL do not provide personal financial advice in relation to Macquarie Online Trading. You should consider your own financial situation, particular needs and investment objectives before acting on any of the information available on this report.

Holdings valuation (continued)

01 Jul 2021 - 30 Jun 2022

SQ2	BLOCK INC CDI 1:1	135	\$199.95	\$90.500	\$12,217.50
VGS	VINTL ETF UNITS	100	\$100.83	\$88.610	\$8,861.00
WDS	WOODSIDE FPO	23	\$29.76	\$31.840	\$732.32
ZIP	ZIPCOLTD FPO	3,700	\$0.54	\$0.440	\$1,628.00
				Sub total	\$127,169.96

While every effort has been made to provide you with an accurate statement, we give no warranty of accuracy or reliability and take no responsibility for any errors or omissions including negligence by any officers, employees or agents. We encourage you to confirm the information, holdings and valuations contained herein. Information contained in the report may only relate to the period since you commenced our service.

Copyright © 2022 Third Party Platform Pty Limited. All rights reserved.

Macquarie Online Trading is a service provided by Third Party Platform Pty Ltd ("TPP") ABN 74 121 227 905 AFSL No. 314341, at the request of Macquarie Bank Limited ABN 46 008 583 542 AFSL 237502 ("MBL"). TPP is a Participant of the ASX Group. Neither TPP nor MBL are representatives of each other. Some of the fees paid to TPP for the provision of its services will be remitted to MBL. TPP and MBL do not provide personal financial advice in relation to Macquarie Online Trading. You should consider your own financial situation, particular needs and investment objectives before acting on any of the information available on this report.

Holdings valuation (continued)

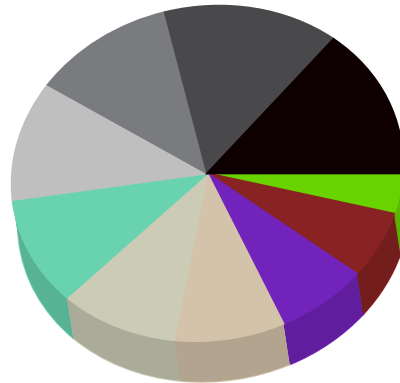
01 Jul 2021 - 30 Jun 2022

Holdings valuation at 1 Jul 2021

\$145,680.81

Holdings composition 1 Jul 2021

Z1P 14.79%	PBH 10.70%	CWN 6.34%
AFI 14.65%	CSL 9.98%	A2M 3.87%
FANG 11.69%	NXL 9.10%	
STW 11.40%	WPL 7.47%	

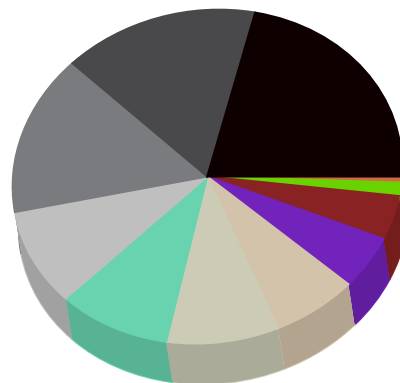


Holdings valuation at 30 Jun 2022

\$127,169.96

Holdings composition 30 Jun 2022

CSL 22.00%	QUAL 9.55%	BHP 4.22%
AFI 16.12%	FANG 9.32%	ZIP 1.28%
CBA 15.28%	VGS 6.97%	WDS 0.58%
SQ2 9.61%	ACDC 5.07%	



While every effort has been made to provide you with an accurate statement, we give no warranty of accuracy or reliability and take no responsibility for any errors or omissions including negligence by any officers, employees or agents. We encourage you to confirm the information, holdings and valuations contained herein. Information contained in the report may only relate to the period since you commenced our service.

Copyright © 2022 Third Party Platform Pty Limited. All rights reserved.

Macquarie Online Trading is a service provided by Third Party Platform Pty Ltd ("TPP") ABN 74 121 227 905 AFSL No. 314341, at the request of Macquarie Bank Limited ABN 46 008 583 542 AFSL 237502 ("MBL"). TPP is a Participant of the ASX Group. Neither TPP nor MBL are representatives of each other. Some of the fees paid to TPP for the provision of its services will be remitted to MBL. TPP and MBL do not provide personal financial advice in relation to Macquarie Online Trading. You should consider your own financial situation, particular needs and investment objectives before acting on any of the information available on this report.

Transaction summary

01 Jul 2021 - 30 Jun 2022

Equities

A2M THE A2 MILK COMPANY ORDINARY

Date	Type	Action	Quantity	Unit price	Trade value	Brokerage	Other fees	GST	Total value
22/06/2020	Buy	B5338124	550	\$18.2000	\$10,010.00	\$18.14	\$0.00	\$1.81	\$10,029.95
07/07/2020	Sell	S5387000	(550)	\$19.8000	(\$10,890.00)	\$18.14	\$0.00	\$1.81	(\$10,870.05)
08/01/2021	Buy	B20522776	1,460	\$10.9500	\$15,987.00	\$18.14	\$0.00	\$1.81	\$16,006.95
12/03/2021	Sell	S20749942	(1,460)	\$8.7400	(\$12,760.40)	\$18.14	\$0.00	\$1.81	(\$12,740.45)
25/05/2021	Buy	B20967195	560	\$5.3500	\$2,996.00	\$18.14	\$0.00	\$1.81	\$3,015.95
01/06/2021	Buy	B20989180	380	\$5.6700	\$2,154.60	\$18.14	\$0.00	\$1.81	\$2,174.55
29/09/2021	Sell	S21382531	(940)	\$6.0100	(\$5,649.40)	\$18.14	\$0.00	\$1.81	(\$5,629.45)
27/10/2021	Buy	B21476604	1,650	\$6.1000	\$10,065.00	\$18.14	\$0.00	\$1.81	\$10,084.95
16/12/2021	Sell	S21650584	(1,650)	\$5.5200	(\$9,108.00)	\$18.14	\$0.00	\$1.81	(\$9,088.05)
Sub total			0						

ACDC ETFS BATT TECH LITH ETF UNITS

Date	Type	Action	Quantity	Unit price	Trade value	Brokerage	Other fees	GST	Total value
04/01/2022	Buy	B21689190	85	\$96.6000	\$8,211.00	\$18.14	\$0.00	\$1.81	\$8,230.95
Sub total			85						

APT AFTERPAY LIMITED ORDINARY

Date	Type	Action	Quantity	Unit price	Trade value	Brokerage	Other fees	GST	Total value
13/01/2022	Buy	B21717333	360	\$74.8900	\$26,960.40	\$29.41	\$0.00	\$2.94	\$26,992.75
01/02/2022	Out	Transfer	(360)	\$0.0000	(\$0.00)	\$0.00	\$0.00	\$0.00	(\$0.00)

While every effort has been made to provide you with an accurate statement, we give no warranty of accuracy or reliability and take no responsibility for any errors or omissions including negligence by any officers, employees or agents. We encourage you to confirm the information, holdings and valuations contained herein. Information contained in the report may only relate to the period since you commenced our service.

Copyright © 2022 Third Party Platform Pty Limited. All rights reserved.

Macquarie Online Trading is a service provided by Third Party Platform Pty Ltd ("TPP") ABN 74 121 227 905 AFSL No. 314341, at the request of Macquarie Bank Limited ABN 46 008 583 542 AFSL 237502 ("MBL"). TPP is a Participant of the ASX Group. Neither TPP nor MBL are representatives of each other. Some of the fees paid to TPP for the provision of its services will be remitted to MBL. TPP and MBL do not provide personal financial advice in relation to Macquarie Online Trading. You should consider your own financial situation, particular needs and investment objectives before acting on any of the information available on this report.

Transaction summary (continued)

01 Jul 2021 - 30 Jun 2022

Sub total 0

BET BETMAKERS TECH GROUP ORDINARY

Date	Type	Action	Quantity	Unit price	Trade value	Brokerage	Other fees	GST	Total value
19/07/2021	Buy	B21128568	4,595	\$0.8700	\$3,997.65	\$18.14	\$0.00	\$1.81	\$4,017.60
27/08/2021	Sell	S21269186	(4,595)	\$1.1200	(\$5,146.40)	\$18.14	\$0.00	\$1.81	(\$5,126.45)
Sub total			0						

BHP BHP GROUP LIMITED ORDINARY

Date	Type	Action	Quantity	Unit price	Trade value	Brokerage	Other fees	GST	Total value
25/10/2021	Buy	B21468245	130	\$37.8800	\$4,924.40	\$18.14	\$0.00	\$1.81	\$4,944.35
Sub total			130						

BRN BRAINCHIP LTD ORDINARY

Date	Type	Action	Quantity	Unit price	Trade value	Brokerage	Other fees	GST	Total value
13/01/2022	Buy	B21716598	5,300	\$1.3000	\$6,890.00	\$18.14	\$0.00	\$1.81	\$6,909.95
14/01/2022	Sell	S21723619	(5,300)	\$1.6100	(\$8,533.00)	\$18.14	\$0.00	\$1.81	(\$8,513.05)
Sub total			0						

CBA COMMONWEALTH BANK. ORDINARY

Date	Type	Action	Quantity	Unit price	Trade value	Brokerage	Other fees	GST	Total value
20/07/2021	Buy	B21132468	165	\$96.7300	\$15,960.45	\$18.14	\$0.00	\$1.81	\$15,980.40
17/11/2021	Buy	B21553589	50	\$100.0000	\$5,000.00	\$18.14	\$0.00	\$1.81	\$5,019.95
Sub total			215						

CSL CSL LIMITED ORDINARY

Date	Type	Action	Quantity	Unit price	Trade value	Brokerage	Other fees	GST	Total value
------	------	--------	----------	------------	-------------	-----------	------------	-----	-------------

While every effort has been made to provide you with an accurate statement, we give no warranty of accuracy or reliability and take no responsibility for any errors or omissions including negligence by any officers, employees or agents. We encourage you to confirm the information, holdings and valuations contained herein. Information contained in the report may only relate to the period since you commenced our service.

Copyright © 2022 Third Party Platform Pty Limited. All rights reserved.

Macquarie Online Trading is a service provided by Third Party Platform Pty Ltd ("TPP") ABN 74 121 227 905 AFSL No. 314341, at the request of Macquarie Bank Limited ABN 46 008 583 542 AFSL 237502 ("MBL"). TPP is a Participant of the ASX Group. Neither TPP nor MBL are representatives of each other. Some of the fees paid to TPP for the provision of its services will be remitted to MBL. TPP and MBL do not provide personal financial advice in relation to Macquarie Online Trading. You should consider your own financial situation, particular needs and investment objectives before acting on any of the information available on this report.

Transaction summary (continued)

01 Jul 2021 - 30 Jun 2022

09/09/2020	Buy	B20171799	30	\$280.0000	\$8,400.00	\$18.14	\$0.00	\$1.81	\$8,419.95
14/12/2020	Buy	B20463864	21	\$290.0000	\$6,090.00	\$18.14	\$0.00	\$1.81	\$6,109.95
09/07/2021	Buy	B21104661	53	\$274.9000	\$14,569.70	\$18.14	\$0.00	\$1.81	\$14,589.65
Sub total			104						

CWN CROWN RESORTS LTD ORDINARY

Date	Type	Action	Quantity	Unit price	Trade value	Brokerage	Other fees	GST	Total value
10/05/2021	Buy	B20919890	775	\$12.9800	\$10,059.50	\$18.14	\$0.00	\$1.81	\$10,079.45
23/03/2022	Sell	S21967390	(775)	\$12.4400	(\$9,641.00)	\$18.14	\$0.00	\$1.81	(\$9,621.05)
Sub total			0						

EML EML PAYMENTS LTD ORDINARY

Date	Type	Action	Quantity	Unit price	Trade value	Brokerage	Other fees	GST	Total value
29/09/2021	Buy	B21382553	1,480	\$3.7600	\$5,564.80	\$18.14	\$0.00	\$1.81	\$5,584.75
11/04/2022	Sell	S22036085	(1,480)	\$2.7700	(\$4,099.60)	\$18.14	\$0.00	\$1.81	(\$4,079.65)
Sub total			0						

KGN KOGAN.COM LTD ORDINARY

Date	Type	Action	Quantity	Unit price	Trade value	Brokerage	Other fees	GST	Total value
04/08/2021	Buy	B21180981	1,580	\$10.7500	\$16,985.00	\$18.53	\$0.00	\$1.85	\$17,005.38
19/10/2021	Sell	S21448345	(1,580)	\$10.8400	(\$17,127.20)	\$18.69	\$0.00	\$1.87	(\$17,106.64)
Sub total			0						

LKE LAKE RESOURCES ORDINARY

Date	Type	Action	Quantity	Unit price	Trade value	Brokerage	Other fees	GST	Total value
------	------	--------	----------	------------	-------------	-----------	------------	-----	-------------

While every effort has been made to provide you with an accurate statement, we give no warranty of accuracy or reliability and take no responsibility for any errors or omissions including negligence by any officers, employees or agents. We encourage you to confirm the information, holdings and valuations contained herein. Information contained in the report may only relate to the period since you commenced our service.

Copyright © 2022 Third Party Platform Pty Limited. All rights reserved.

Macquarie Online Trading is a service provided by Third Party Platform Pty Ltd ("TPP") ABN 74 121 227 905 AFSL No. 314341, at the request of Macquarie Bank Limited ABN 46 008 583 542 AFSL 237502 ("MBL"). TPP is a Participant of the ASX Group. Neither TPP nor MBL are representatives of each other. Some of the fees paid to TPP for the provision of its services will be remitted to MBL. TPP and MBL do not provide personal financial advice in relation to Macquarie Online Trading. You should consider your own financial situation, particular needs and investment objectives before acting on any of the information available on this report.

Transaction summary (continued)

01 Jul 2021 - 30 Jun 2022

11/04/2022	Buy	B22036098	2,195	\$2.0600	\$4,521.70	\$18.14	\$0.00	\$1.81	\$4,541.65
22/06/2022	Sell	S22281497	(2,195)	\$0.8300	(\$1,821.85)	\$18.14	\$0.00	\$1.81	(\$1,801.90)
Sub total			0						

MFG MAGELLAN FIN GRP LTD ORDINARY

Date	Type	Action	Quantity	Unit price	Trade value	Brokerage	Other fees	GST	Total value
25/10/2021	Buy	B21467703	270	\$35.9900	\$9,717.30	\$18.14	\$0.00	\$1.81	\$9,737.25
20/12/2021	Sell	S21660173	(270)	\$21.5200	(\$5,810.40)	\$18.14	\$0.00	\$1.81	(\$5,790.45)
Sub total			0						

NXL NUIX LIMITED ORDINARY

Date	Type	Action	Quantity	Unit price	Trade value	Brokerage	Other fees	GST	Total value
25/06/2021	Buy	B21059991	6,000	\$2.5000	\$15,000.00	\$18.14	\$0.00	\$1.81	\$15,019.95
03/08/2021	Sell	S21177122	(6,000)	\$2.5500	(\$15,300.00)	\$18.14	\$0.00	\$1.81	(\$15,280.05)
Sub total			0						

PBH POINTSBET HOLDINGS ORDINARY

Date	Type	Action	Quantity	Unit price	Trade value	Brokerage	Other fees	GST	Total value
01/04/2021	Buy	B20815156	310	\$12.9000	\$3,999.00	\$18.14	\$0.00	\$1.81	\$4,018.95
06/04/2021	Buy	B20818142	910	\$13.3300	\$12,130.30	\$18.14	\$0.00	\$1.81	\$12,150.25
09/07/2021	Sell	S21104609	(1,220)	\$12.3900	(\$15,115.80)	\$18.14	\$0.00	\$1.81	(\$15,095.85)
30/08/2021	Buy	B21272672	480	\$10.2000	\$4,896.00	\$18.14	\$0.00	\$1.81	\$4,915.95
28/10/2021	Buy	B21481225	640	\$9.3700	\$5,996.80	\$18.14	\$0.00	\$1.81	\$6,016.75
13/01/2022	Sell	S21716585	(1,120)	\$6.4500	(\$7,224.00)	\$18.14	\$0.00	\$1.81	(\$7,204.05)

While every effort has been made to provide you with an accurate statement, we give no warranty of accuracy or reliability and take no responsibility for any errors or omissions including negligence by any officers, employees or agents. We encourage you to confirm the information, holdings and valuations contained herein. Information contained in the report may only relate to the period since you commenced our service.

Copyright © 2022 Third Party Platform Pty Limited. All rights reserved.

Macquarie Online Trading is a service provided by Third Party Platform Pty Ltd ("TPP") ABN 74 121 227 905 AFSL No. 314341, at the request of Macquarie Bank Limited ABN 46 008 583 542 AFSL 237502 ("MBL"). TPP is a Participant of the ASX Group. Neither TPP nor MBL are representatives of each other. Some of the fees paid to TPP for the provision of its services will be remitted to MBL. TPP and MBL do not provide personal financial advice in relation to Macquarie Online Trading. You should consider your own financial situation, particular needs and investment objectives before acting on any of the information available on this report.

Transaction summary (continued)

01 Jul 2021 - 30 Jun 2022

Sub total 0

PLS PILBARA MIN LTD ORDINARY

Date	Type	Action	Quantity	Unit price	Trade value	Brokerage	Other fees	GST	Total value
21/12/2021	Buy	B21666894	2,650	\$2.4900	\$6,598.50	\$18.14	\$0.00	\$1.81	\$6,618.45
30/12/2021	Sell	S21683698	(2,650)	\$3.2400	(\$8,586.00)	\$18.14	\$0.00	\$1.81	(\$8,566.05)
Sub total			0						

QUAL VANECK WLD XAU QUAL ETF UNITS

Date	Type	Action	Quantity	Unit price	Trade value	Brokerage	Other fees	GST	Total value
01/12/2021	Buy	B21603585	115	\$43.6800	\$5,023.20	\$18.14	\$0.00	\$1.81	\$5,043.15
28/03/2022	Buy	B21982213	230	\$38.8000	\$8,924.00	\$18.14	\$0.00	\$1.81	\$8,943.95
Sub total			345						

SQ2 BLOCK CDI 1:1 NYSE

Date	Type	Action	Quantity	Unit price	Trade value	Brokerage	Other fees	GST	Total value
01/02/2022	In	Transfer	135	\$199.9500	\$26,993.25	\$0.00	\$0.00	\$0.00	\$26,993.25
Sub total			135						

STW SPDR 200 FUND ETF UNITS

Date	Type	Action	Quantity	Unit price	Trade value	Brokerage	Other fees	GST	Total value
11/05/2020	Buy	B5184043	310	\$50.4000	\$15,624.00	\$18.14	\$0.00	\$1.81	\$15,643.95
01/04/2021	Sell	S20815093	(65)	\$63.4500	(\$4,124.25)	\$18.14	\$0.00	\$1.81	(\$4,104.30)
20/07/2021	Sell	S21131947	(245)	\$67.0500	(\$16,427.25)	\$18.14	\$0.00	\$1.81	(\$16,407.30)
Sub total			0						

While every effort has been made to provide you with an accurate statement, we give no warranty of accuracy or reliability and take no responsibility for any errors or omissions including negligence by any officers, employees or agents. We encourage you to confirm the information, holdings and valuations contained herein. Information contained in the report may only relate to the period since you commenced our service.

Copyright © 2022 Third Party Platform Pty Limited. All rights reserved.

Macquarie Online Trading is a service provided by Third Party Platform Pty Ltd ("TPP") ABN 74 121 227 905 AFSL No. 314341, at the request of Macquarie Bank Limited ABN 46 008 583 542 AFSL 237502 ("MBL"). TPP is a Participant of the ASX Group. Neither TPP nor MBL are representatives of each other. Some of the fees paid to TPP for the provision of its services will be remitted to MBL. TPP and MBL do not provide personal financial advice in relation to Macquarie Online Trading. You should consider your own financial situation, particular needs and investment objectives before acting on any of the information available on this report.

Transaction summary (continued)

01 Jul 2021 - 30 Jun 2022

VGS VNGD INTL SHARES ETF UNITS

Date	Type	Action	Quantity	Unit price	Trade value	Brokerage	Other fees	GST	Total value
27/10/2021	Buy	B21478197	100	\$100.6300	\$10,063.00	\$18.14	\$0.00	\$1.81	\$10,082.95
Sub total			100						

WBC WESTPAC BANKING CORP ORDINARY

Date	Type	Action	Quantity	Unit price	Trade value	Brokerage	Other fees	GST	Total value
02/11/2021	Buy	B21495224	250	\$23.2000	\$5,800.00	\$18.14	\$0.00	\$1.81	\$5,819.95
21/02/2022	Sell	S21858084	(250)	\$23.9000	(\$5,975.00)	\$18.14	\$0.00	\$1.81	(\$5,955.05)
Sub total			0						

WDS WOODSIDE ENERGY ORDINARY

Date	Type	Action	Quantity	Unit price	Trade value	Brokerage	Other fees	GST	Total value
01/06/2022	In	Transfer	23	\$29.7600	\$684.48	\$0.00	\$0.00	\$0.00	\$684.48
Sub total			23						

WPL WOODSIDE PETROLEUM ORDINARY

Date	Type	Action	Quantity	Unit price	Trade value	Brokerage	Other fees	GST	Total value
19/02/2021	Buy	B20674170	490	\$24.4800	\$11,995.20	\$18.14	\$0.00	\$1.81	\$12,015.15
27/07/2021	Sell	S21154638	(490)	\$22.4000	(\$10,976.00)	\$18.14	\$0.00	\$1.81	(\$10,956.05)
Sub total			0						

Z1P ZIP CO LTD. ORDINARY

Date	Type	Action	Quantity	Unit price	Trade value	Brokerage	Other fees	GST	Total value
11/11/2020	Buy	B20358802	1,300	\$6.0000	\$7,800.00	\$18.14	\$0.00	\$1.81	\$7,819.95
20/01/2021	In	Transfer	2,646	\$5.2900	\$13,997.34	\$0.00	\$0.00	\$0.00	\$13,997.34

While every effort has been made to provide you with an accurate statement, we give no warranty of accuracy or reliability and take no responsibility for any errors or omissions including negligence by any officers, employees or agents. We encourage you to confirm the information, holdings and valuations contained herein. Information contained in the report may only relate to the period since you commenced our service.

Copyright © 2022 Third Party Platform Pty Limited. All rights reserved.

Macquarie Online Trading is a service provided by Third Party Platform Pty Ltd ("TPP") ABN 74 121 227 905 AFSL No. 314341, at the request of Macquarie Bank Limited ABN 46 008 583 542 AFSL 237502 ("MBL"). TPP is a Participant of the ASX Group. Neither TPP nor MBL are representatives of each other. Some of the fees paid to TPP for the provision of its services will be remitted to MBL. TPP and MBL do not provide personal financial advice in relation to Macquarie Online Trading. You should consider your own financial situation, particular needs and investment objectives before acting on any of the information available on this report.

Transaction summary (continued)

01 Jul 2021 - 30 Jun 2022

12/02/2021	Sell	S20647894	(1,100)	\$11.0600	(\$12,166.00)	\$18.14	\$0.00	\$1.81	(\$12,146.05)
27/07/2021	Buy	B21154928	1,450	\$6.8500	\$9,932.50	\$18.14	\$0.00	\$1.81	\$9,952.45
02/09/2021	Buy	B21287627	4,780	\$6.9000	\$32,982.00	\$35.98	\$0.00	\$3.60	\$33,021.58
19/10/2021	Sell	S21448554	(4,296)	\$6.9700	(\$29,943.12)	\$32.67	\$0.00	\$3.27	(\$29,907.18)
16/12/2021	Buy	B21650651	2,000	\$4.5300	\$9,060.00	\$18.14	\$0.00	\$1.81	\$9,079.95
13/01/2022	Sell	S21717000	(6,780)	\$4.0000	(\$27,120.00)	\$29.59	\$0.00	\$2.96	(\$27,087.45)
19/01/2022	Buy	B21735653	2,500	\$3.6000	\$9,000.00	\$18.14	\$0.00	\$1.81	\$9,019.95
05/04/2022	Buy	B22014826	4,350	\$1.6350	\$7,112.25	\$18.14	\$0.00	\$1.81	\$7,132.20
Sub total			6,850						

ZIP ZIP CO LTD.. ORDINARY

Date	Type	Action	Quantity	Unit price	Trade value	Brokerage	Other fees	GST	Total value
02/05/2022	Sell	S22097999	(6,850)	\$1.0750	(\$7,363.75)	\$18.14	\$0.00	\$1.81	(\$7,343.80)
24/06/2022	Buy	B22294135	3,700	\$0.5350	\$1,979.50	\$18.14	\$0.00	\$1.81	\$1,999.45
Sub total			(3,150)						

Please note that the Transaction Date listed of any Off Market Transfers (Transfer) may not necessarily match the Date of Purchase listed on the Off Market transfer form.

While every effort has been made to provide you with an accurate statement, we give no warranty of accuracy or reliability and take no responsibility for any errors or omissions including negligence by any officers, employees or agents. We encourage you to confirm the information, holdings and valuations contained herein. Information contained in the report may only relate to the period since you commenced our service.

Copyright © 2022 Third Party Platform Pty Limited. All rights reserved.

Macquarie Online Trading is a service provided by Third Party Platform Pty Ltd ("TPP") ABN 74 121 227 905 AFSL No. 314341, at the request of Macquarie Bank Limited ABN 46 008 583 542 AFSL 237502 ("MBL"). TPP is a Participant of the ASX Group. Neither TPP nor MBL are representatives of each other. Some of the fees paid to TPP for the provision of its services will be remitted to MBL. TPP and MBL do not provide personal financial advice in relation to Macquarie Online Trading. You should consider your own financial situation, particular needs and investment objectives before acting on any of the information available on this report.

Brokerage & information services

01 Jul 2021 - 30 Jun 2022

July 2021	Amount	GST	Total
Brokerage and trail fees	\$126.98	\$12.67	\$139.65
Information services	\$0.00	\$0.00	\$0.00
	\$126.98	\$12.67	\$139.65

August 2021	Amount	GST	Total
Brokerage and trail fees	\$72.95	\$7.28	\$80.23
Information services	\$0.00	\$0.00	\$0.00
	\$72.95	\$7.28	\$80.23

September 2021	Amount	GST	Total
Brokerage and trail fees	\$72.26	\$7.22	\$79.48
Information services	\$0.00	\$0.00	\$0.00
	\$72.26	\$7.22	\$79.48

October 2021	Amount	GST	Total
Brokerage and trail fees	\$142.06	\$14.19	\$156.25
Information services	\$0.00	\$0.00	\$0.00
	\$142.06	\$14.19	\$156.25

While every effort has been made to provide you with an accurate statement, we give no warranty of accuracy or reliability and take no responsibility for any errors or omissions including negligence by any officers, employees or agents. We encourage you to confirm the information, holdings and valuations contained herein. Information contained in the report may only relate to the period since you commenced our service.

Copyright © 2022 Third Party Platform Pty Limited. All rights reserved.

Macquarie Online Trading is a service provided by Third Party Platform Pty Ltd ("TPP") ABN 74 121 227 905 AFSL No. 314341, at the request of Macquarie Bank Limited ABN 46 008 583 542 AFSL 237502 ("MBL"). TPP is a Participant of the ASX Group. Neither TPP nor MBL are representatives of each other. Some of the fees paid to TPP for the provision of its services will be remitted to MBL. TPP and MBL do not provide personal financial advice in relation to Macquarie Online Trading. You should consider your own financial situation, particular needs and investment objectives before acting on any of the information available on this report.

Brokerage & information services (continued)

01 Jul 2021 - 30 Jun 2022

November 2021	Amount	GST	Total
Brokerage and trail fees	\$36.28	\$3.62	\$39.90
Information services	\$0.00	\$0.00	\$0.00
	\$36.28	\$3.62	\$39.90

December 2021	Amount	GST	Total
Brokerage and trail fees	\$108.84	\$10.86	\$119.70
Information services	\$0.00	\$0.00	\$0.00
	\$108.84	\$10.86	\$119.70

January 2022	Amount	GST	Total
Brokerage and trail fees	\$149.70	\$14.95	\$164.65
Information services	\$0.00	\$0.00	\$0.00
	\$149.70	\$14.95	\$164.65

February 2022	Amount	GST	Total
Brokerage and trail fees	\$18.14	\$1.81	\$19.95
Information services	\$0.00	\$0.00	\$0.00
	\$18.14	\$1.81	\$19.95

March 2022	Amount	GST	Total
Brokerage and trail fees	\$36.28	\$3.62	\$39.90
Information services	\$0.00	\$0.00	\$0.00
	\$36.28	\$3.62	\$39.90

While every effort has been made to provide you with an accurate statement, we give no warranty of accuracy or reliability and take no responsibility for any errors or omissions including negligence by any officers, employees or agents. We encourage you to confirm the information, holdings and valuations contained herein. Information contained in the report may only relate to the period since you commenced our service.

Copyright © 2022 Third Party Platform Pty Limited. All rights reserved.

Macquarie Online Trading is a service provided by Third Party Platform Pty Ltd ("TPP") ABN 74 121 227 905 AFSL No. 314341, at the request of Macquarie Bank Limited ABN 46 008 583 542 AFSL 237502 ("MBL"). TPP is a Participant of the ASX Group. Neither TPP nor MBL are representatives of each other. Some of the fees paid to TPP for the provision of its services will be remitted to MBL. TPP and MBL do not provide personal financial advice in relation to Macquarie Online Trading. You should consider your own financial situation, particular needs and investment objectives before acting on any of the information available on this report.

Brokerage & information services (continued)

01 Jul 2021 - 30 Jun 2022

April 2022	Amount	GST	Total
Brokerage and trail fees	\$54.42	\$5.43	\$59.85
Information services	\$0.00	\$0.00	\$0.00
	\$54.42	\$5.43	\$59.85

May 2022	Amount	GST	Total
Brokerage and trail fees	\$18.14	\$1.81	\$19.95
Information services	\$0.00	\$0.00	\$0.00
	\$18.14	\$1.81	\$19.95

June 2022	Amount	GST	Total
Brokerage and trail fees	\$36.28	\$3.62	\$39.90
Information services	\$0.00	\$0.00	\$0.00
	\$36.28	\$3.62	\$39.90

Brokerage total	\$872.33	\$87.08	\$959.41
Information services total	\$0.00	\$0.00	\$0.00

While every effort has been made to provide you with an accurate statement, we give no warranty of accuracy or reliability and take no responsibility for any errors or omissions including negligence by any officers, employees or agents. We encourage you to confirm the information, holdings and valuations contained herein. Information contained in the report may only relate to the period since you commenced our service.

Copyright © 2022 Third Party Platform Pty Limited. All rights reserved.

Macquarie Online Trading is a service provided by Third Party Platform Pty Ltd ("TPP") ABN 74 121 227 905 AFSL No. 314341, at the request of Macquarie Bank Limited ABN 46 008 583 542 AFSL 237502 ("MBL"). TPP is a Participant of the ASX Group. Neither TPP nor MBL are representatives of each other. Some of the fees paid to TPP for the provision of its services will be remitted to MBL. TPP and MBL do not provide personal financial advice in relation to Macquarie Online Trading. You should consider your own financial situation, particular needs and investment objectives before acting on any of the information available on this report.

Estimated dividends & distributions

01 Jul 2021 - 30 Jun 2022

AFI AUSTRALIAN FOUNDAT. ORDINARY

Ex div. date	Payment date	Type	Div. amount	Franking %	Balance	Franking credit	Est. dividend
11/08/2021	31/08/2021	Final	\$0.14	100.00%	2,730	\$163.80	\$382.20
09/02/2022	25/02/2022	Interim	\$0.10	100.00%	2,730	\$117.00	\$273.00
Estimated sub total						\$280.80	\$655.20

BHP BHP GROUP LIMITED ORDINARY

Ex div. date	Payment date	Type	Div. amount	Franking %	Balance	Franking credit	Est. dividend
24/02/2022	28/03/2022	Interim	\$2.080559	100.00%	130	\$115.92	\$270.47
Estimated sub total						\$115.92	\$270.47

CBA COMMONWEALTH BANK. ORDINARY

Ex div. date	Payment date	Type	Div. amount	Franking %	Balance	Franking credit	Est. dividend
17/08/2021	29/09/2021	Final	\$2.00	100.00%	165	\$141.43	\$330.00
16/02/2022	30/03/2022	Interim	\$1.75	100.00%	215	\$161.25	\$376.25
Estimated sub total						\$302.68	\$706.25

CSL CSL LIMITED ORDINARY

Ex div. date	Payment date	Type	Div. amount	Franking %	Balance	Franking credit	Est. dividend
02/09/2021	30/09/2021	Final	\$1.589654	10.00%	104	\$7.09	\$165.32
07/03/2022	06/04/2022	Interim	\$1.422903	0.00%	104	\$0.00	\$147.98
Estimated sub total						\$7.09	\$313.30

While every effort has been made to provide you with an accurate statement, we give no warranty of accuracy or reliability and take no responsibility for any errors or omissions including negligence by any officers, employees or agents. We encourage you to confirm the information, holdings and valuations contained herein. Information contained in the report may only relate to the period since you commenced our service.

Copyright © 2022 Third Party Platform Pty Limited. All rights reserved.

Macquarie Online Trading is a service provided by Third Party Platform Pty Ltd ("TPP") ABN 74 121 227 905 AFSL No. 314341, at the request of Macquarie Bank Limited ABN 46 008 583 542 AFSL 237502 ("MBL"). TPP is a Participant of the ASX Group. Neither TPP nor MBL are representatives of each other. Some of the fees paid to TPP for the provision of its services will be remitted to MBL. TPP and MBL do not provide personal financial advice in relation to Macquarie Online Trading. You should consider your own financial situation, particular needs and investment objectives before acting on any of the information available on this report.

Estimated dividends & distributions (continued)

01 Jul 2021 - 30 Jun 2022

FANG ETFS FANG+ ETF UNITS

Ex div. date	Payment date	Type	Div. amount	Franking %	Balance	Franking credit	Est. dividend
30/06/2021	15/07/2021	Final	\$2.172224	0.00%	1,000	\$0.00	\$2,172.22
Estimated sub total						\$0.00	\$2,172.22

STW SPDR 200 FUND ETF UNITS

Ex div. date	Payment date	Type	Div. amount	Franking %	Balance	Franking credit	Est. dividend
29/06/2021	12/07/2021	Final	\$0.54307	39.90%	245	\$22.75	\$133.05
Estimated sub total						\$22.75	\$133.05

VGS VNGD INTL SHARES ETF UNITS

Ex div. date	Payment date	Type	Div. amount	Franking %	Balance	Franking credit	Est. dividend
04/01/2022	19/01/2022	Interim	\$0.431163	0.00%	100	\$0.00	\$43.12
01/04/2022	20/04/2022	Interim	\$0.407722	0.00%	100	\$0.00	\$40.77
Estimated sub total						\$0.00	\$83.89

WBC WESTPAC BANKING CORP ORDINARY

Ex div. date	Payment date	Type	Div. amount	Franking %	Balance	Franking credit	Est. dividend
05/11/2021	21/12/2021	Final	\$0.60	100.00%	250	\$64.29	\$150.00
Estimated sub total						\$64.29	\$150.00

While every effort has been made to provide you with an accurate statement, we give no warranty of accuracy or reliability and take no responsibility for any errors or omissions including negligence by any officers, employees or agents. We encourage you to confirm the information, holdings and valuations contained herein. Information contained in the report may only relate to the period since you commenced our service.

Copyright © 2022 Third Party Platform Pty Limited. All rights reserved.

Macquarie Online Trading is a service provided by Third Party Platform Pty Ltd ("TPP") ABN 74 121 227 905 AFSL No. 314341, at the request of Macquarie Bank Limited ABN 46 008 583 542 AFSL 237502 ("MBL"). TPP is a Participant of the ASX Group. Neither TPP nor MBL are representatives of each other. Some of the fees paid to TPP for the provision of its services will be remitted to MBL. TPP and MBL do not provide personal financial advice in relation to Macquarie Online Trading. You should consider your own financial situation, particular needs and investment objectives before acting on any of the information available on this report.

Estimated dividends & distributions (continued)

01 Jul 2021 - 30 Jun 2022

Estimated total

\$793.53

\$4,484.38

The information presented in this report is a general estimation and is intended as a guide for indicative purposes only. It is an extrapolation of our understanding of your holdings against publicly available dividend entitlement and payment information. It should not be considered a replacement for your own records. We encourage you to confirm the information and holdings represented here.

While every effort has been made to provide you with an accurate statement, we give no warranty of accuracy or reliability and take no responsibility for any errors or omissions including negligence by any officers, employees or agents. We encourage you to confirm the information, holdings and valuations contained herein. Information contained in the report may only relate to the period since you commenced our service.

Copyright © 2022 Third Party Platform Pty Limited. All rights reserved.

Macquarie Online Trading is a service provided by Third Party Platform Pty Ltd ("TPP") ABN 74 121 227 905 AFSL No. 314341, at the request of Macquarie Bank Limited ABN 46 008 583 542 AFSL 237502 ("MBL"). TPP is a Participant of the ASX Group. Neither TPP nor MBL are representatives of each other. Some of the fees paid to TPP for the provision of its services will be remitted to MBL. TPP and MBL do not provide personal financial advice in relation to Macquarie Online Trading. You should consider your own financial situation, particular needs and investment objectives before acting on any of the information available on this report.