

Draft Version 1
M.G.
27/12/18.

J. BONETT NO 2 PENSION FUND

ABN 14 566 768 061

**FINANCIAL REPORT
FOR THE YEAR ENDED
30TH JUNE 2018**

J. BONETT NO 2 PENSION FUND

A.B.N. 14 566 768 061

CONTENTS

Operating statement

Statement of financial position

Members' statement

Notes to the financial statements

Trustee declaration

Annual fund information statement

Auditors' report

**J. BONETT NO 2 PENSION FUND
ABN 14 566 768 061**

OPERATING STATEMENT

FOR THE PERIOD ENDED 30 JUNE 2018

	NOTE	2018 \$	2017 \$
REVENUE			
Interest	<i>51</i>	35	35
Dividends	<i>40 517</i>	39,801	39,801
Changes in net market value of investments			
Realised gains	<i>< 0,433 ></i>	(62,255)	(62,255)
Unrealised gains/(loss)	<i>316,361</i>	148,675	148,675
TOTAL INCOME	<i>2 348,496</i>	126,256	126,256
EXPENSES			
Bank fees	<i>33</i>	12	12
Filing fee		259	259
TOTAL EXPENSES	<i>272</i>	271	271
BENEFITS ACCRUED AS A RESULT OF OPERATIONS	<i>348,204</i>	125,985	125,985

J. BONETT NO 2 PENSION FUND
ABN 14 566 768 061

STATEMENT OF FINANCIAL POSITION

AS AT 30 JUNE 2018

	NOTE	2018 S	2017 S
INVESTMENTS			
Listed securities at market value	<i>1,178,762</i>	906,744	906,744
TOTAL INVESTMENTS	<i>1,178,762</i>	906,744	906,744
OTHER ASSETS			
Commsec Investment	<i>1308 1062</i>	659	659
Westpac Banking Corporation	<i>2,3943 247</i>	1,143	1,143
Other Debtors	<i>15916</i>	15,712	15,712
TOTAL OTHER INVESTMENTS	<i>17,616</i>	17,514	17,514
TOTAL ASSETS	<i>1,198,400</i>	924,258	924,258
LIABILITIES			
NET ASSETS AVAILABLE TO PAY BENEFITS	<i>1,198,400</i>	924,258	924,258
Represented by:			
LIABILITY FOR ACCRUED MEMBERS' BENEFITS			
Allocated to members accounts	<i>1,198,400</i>	924,258	924,258

The accompanying notes form part of these financial statements

J. BONETT NO 2 PENSION FUND
ABN 14 566 768 061

MEMBERS INFORMATION STATEMENT

AS AT 30 JUNE 2018

	2018
Member - J. C. Bonett	\$
Withdrawal benefit at beginning of year	924,258
Allocated earnings	0 <i>348,204</i>
Tax expense on earnings	0 <i>15,966.</i>
Pension paid during the year	(80,000) <i>290,000</i>
Withdrawal benefit at end of year	924,258 <i>1,198,404.</i>

Contact Details

If you require further information on your withdrawal benefit please contact Mr Mitchell Bonett on (02) 9599-4111 or write to The Trustee, J C Bonett Pty Limited, 23-25 Henderson Street, Turrella NSW 2205.

J. BONETT NO 2 PENSION FUND
ABN 14 566 768 061

NOTES TO AND FORMING PART OF THE FINANCIAL STATEMENTS

AS AT 30 JUNE 2018

NOTE 1: ACCOUNTING POLICIES

The financial statements are a general purpose financial report that have been prepared in accordance with applicable Accounting Standards and other mandatory professional reporting requirements (Urgent Issues Group Consensus Views), the fund's trust deed and relevant legislative requirements. The accounting policies have been consistently applied, unless otherwise stated.

The following is a summary of the material accounting policies adopted by the fund in the preparation of the financial statements.

(a) Measurement of Assets

Assets of the fund have been measured at net market values after allowing for costs of realisation. Changes in the net market value of assets are brought to account in the operating statement in the periods in which they occur.

Net market values have been determined as follows:

- (i) Shares in listed companies, government securities and other fixed interest securities by reference to the relevant market quotations at the reporting date;
- (ii) Units in managed funds by reference to the unit redemption price at the reporting date.

(b) Liability for Accrued Benefits

The liability for accrued benefits is the fund's present obligation to pay benefits to members and beneficiaries and has been calculated as the difference between the carrying amounts of the assets and the carrying amounts of the sundry liabilities and income tax liabilities as at reporting date.

(c) Vested Benefits

Vested benefits are benefits which are not conditional upon continued membership of the fund and include benefits which members are entitled to receive had they terminated their membership of the fund at the reporting date.

NOTE 2: INVESTMENT REVENUE

	2018	2017
REVENUE		
Interest	<i>51</i> 35	35
Dividends	<i>40,507</i> 39,801	39,801
Changes in net market value of investments		
Realised gains (losses)	<i>(50,433)</i> (62,255)	(62,255)
Unrealised gains (losses)	<i>316,361</i> 148,675	148,675
TOTAL INCOME	<i>340,496</i> <u>126,256</u>	<u>126,256</u>

**J. BONETT NO 2 PENSION FUND
ABN 14 566 768 061**

STATEMENT BY TRUSTEE

The trustees have determined that the fund is not a reporting entity and therefore there is no requirement to apply Accounting Standards and other mandatory professional reporting requirements (Urgent Issues Group Consensus Views) in the preparation of these financial statements. The trustees have determined that this special purpose financial report should be prepared in accordance with the accounting policies described in Note 1 to these accounts.

In the opinion of the directors of the trustee company:

- (i) The financial statements for the year ended 30 June 2018 present fairly the financial position of the Superannuation Fund at 30 June 2018 and the results of its operations for the year then ended in accordance with the accounting policies described in Note 1 to the accounts; and
- (ii) The financial statements have been prepared in accordance with the requirements of the Trust Deed; and
- (iii) The operation of the Superannuation Fund has been carried out in accordance with its Trust Deed and in compliance with the requirements of the Superannuation Industry (Supervision) Act 1993 during the year ended 30 June 2018.

Signed in accordance with a resolution of the Trustees by:

DIRECTOR
J. C. BONETT

DIRECTOR
P. R. BONETT

DATED

J. BONETT NO 2 PENSION FUND

ABN 14 566 768 061

ANNUAL FUND INFORMATION STATEMENT

FOR THE PERIOD ENDED 30 JUNE 2018

FUND MANAGEMENT

The Trustee

The J. Bonett No 2 Pension Fund operates under the terms and conditions contained in the Trust Deed governing the fund.

The trustee of the J. Bonett No 2 Pension Fund is:

J.C. Bonett Pty Limited
A.C.N. 003 961 859

The directors of J. C. Bonett Pty. Limited are:

John Charles Bonett
Pamela Rose Bonett

The Management

The Trustee has made the following specialist appointments to manage the overall operation of the fund.

Auditor: STIRLING WARTON TAYLOR,
LEVEL 11 111 ELIZABETH STREET SYDNEY

FUND ADMINISTRATION

Compliance

The fund is operated as a regulated fund under the Superannuation Industry (Supervision) Act, 1993. The trustee believes that the fund has continued to operate as a complying fund up to the date of this report.

Contributions

At the date of this report, all contributions due and payable to the fund by the employer, for the year ended 30 June 2018, have been received by the trustee.

Fees, Charges and Expenses

The expenses of operating the J. Bonett No 2 Pension Fund and any taxes payable are paid by the trustee from the assets of the fund in the manner prescribed by the Trust Deed.

Amendments to the Trust Deed

The trust deed has not been amended since the previous report.

J. BONETT NO 2 PENSION FUND

ABN 14 566 768 061

ANNUAL FUND INFORMATION STATEMENT

FOR THE PERIOD ENDED 30 JUNE 2018

FUND INVESTMENTS

Investment Strategy

The investment strategy is to achieve long term growth while limiting variability in returns.

To achieve this, the assets of the fund are invested in direct equities and managed funds.

Assets of the Fund

The assets of the fund are invested across a wide range of investment classes as set out below:

		2018		2017
	% of Fund Assets	\$	% of Fund Assets	\$
INVESTMENTS				
Listed Equities	98.1 <i>90.3</i>	906,744	97.8	906,744
Interest Securities	0.2 <i>0.4</i>	1,802	0.2	1,802
Other Debtors	1.7 <i>1.3</i>	15,712	2.0	15,712
	100.0	924,258	100.0	924,258
		<i>1,178,400</i>		

Significant Investments

The table in the preceding paragraph describes all investments which represent greater than 5 per cent of the total assets of the fund.

J. BONETT NO 2 PENSION FUND

ABN 14 566 768 061

ANNUAL FUND INFORMATION STATEMENT

FOR THE PERIOD ENDED 30 JUNE 2018

Investment Returns

The investment returns after providing for tax on investment earnings and all operating expenses of the fund for 2018 and the preceding four years are as follows:

Period	Investment Return	Crediting Rate
01/07/12 TO 30/06/13	28.60 %	28.60 %
01/07/13 TO 30/06/14	6.42%	6.42%
01/07/14 TO 30/06/15	10.39%	10.39%
01/07/15 TO 30/06/16	-4.22%	-4.22%
01/07/16 TO 30/06/17	16.43%	16.43%
01/07/17 TO 30/06/18	0.00%	0.00%

The five year average rate of return of the fund is 11.52%

Crediting Policy

The crediting rate applied to your contributions in any one year assumes that contributions are paid evenly over the year. For members exiting the fund during the year an interim crediting rate is used. The interim crediting rate is an estimate of what the return will be. The interim crediting rate is, however, subject to variation throughout the year.

Reserving Policy

The policy of the trustee is not to hold investment reserves in the fund, but to apply the actual investment return for the year as the crediting rate.

FURTHER INFORMATION AND ENQUIRIES

General

If you have any queries on the fund's operations please write to:

The Trustee, J. Bonett No 2 Pension Fund,
23 -25 Henderson Street, Turrella NSW 2205

You should find most information that you need to know about the fund in the member brochure you received on joining the fund, your annual member information statement and the annual fund information statement. You have the right to inspect or request copies of the following:

- Trust Deed
- Annual Returns, Certificates, Notices
- Audited Financial Report and Auditor's Reports

Requests should be in writing and addressed to the Trustee as stated above.

J. BONETT NO 2 PENSION FUND

ABN 14 566 768 061

ANNUAL FUND INFORMATION STATEMENT

FOR THE PERIOD ENDED 30 JUNE 2018

Complaints & Enquiries

The Australian Taxation Office now requires the trustee to establish arrangements under which members have a right to make enquiries or complaints about the operation or management of the fund. The arrangements established are:

- Any complaint / enquiries should be made in writing and addressed to:
The Trustee, J. Bonett No 2 Pension Fund,
23 -25 Henderson Street, Turrella NSW 2205
- As complaints / enquiries are received they will be recorded in a register and acknowledged in writing within five working days.
- The complaint / enquiry will be investigated and action initiated to resolve the matter.
- We will provide a written response as soon as possible but within the 90 day limit prescribed by the regulations.

Superannuation Complaints Tribunal

For any complaint / enquiry that is unable to be resolved to your satisfaction, the Government has established the Superannuation Complaints Tribunal. This tribunal is located in Melbourne at:

Superannuation Complaints Tribunal
Locked Bag 3060
GPO Melbourne 3001

Telephone: 13 14 34

The tribunal is intended to be informal and easy to use. It will provide for fair, economical and quick conciliation or review of complaints. Complaints may be submitted by both current or former members, or their beneficiaries and will largely be dealt with by correspondence.

The tribunal can deal with any complaint which related to a decision, or failure to make a decision by a trustee, or a person acting for a trustee, in relation to a particular individual.

The tribunal will not deal with complaints about the management of a fund generally, or investment strategy.

Further information on the function of the tribunal can be obtained by contacting the tribunal direct.

PREPARED BY: J.C. BONETT PTY LIMITED
AS TRUSTEE FOR THE
J. BONETT NO 2 PENSION FUND

Dated

**MINUTES OF MEETING OF TRUSTEES OF
J. BONETT NO 2 PENSION FUND
HELD AT 23-25 HENDERSON STREET, TURRELLA
ON**

PRESENT: John Bonett
Pamela Bonett

CHAIRMAN: **IT WAS RESOLVED** that John Bonett be elected Chairman of the meeting.

NOTICE OF MEETING: **IT WAS RESOLVED** that the notice of meeting be taken as read.

FINANCIAL STATEMENTS OF SUPERANNUATION FUND:

IT WAS RESOLVED that the financial statements would be prepared as a Special Purpose Financial Report as, in the opinion of the Directors of the Trustee Company, the Superannuation Fund is a non-reporting entity and is therefore not required to comply with all Australian Accounting Standards.

The Chairman tabled the Financial Statements, comprising the Operating Statement, Statement of Financial Position and Notes to the Financial Statements of the Superannuation Fund in respect of the year ended 30th June 2018.

IT WAS RESOLVED that such Statements be and are hereby adopted as tabled.

TRUSTEE'S DECLARATION:

IT WAS RESOLVED that the Trustee's Declaration of the Superannuation Fund be signed.

FORM F ANNUAL RETURN:

The trustee tabled the Form F Annual Return and is satisfied that the Fund complied with the requirements of the *Superannuation Industry (Supervision) Act 1993* and Regulations during the year ended 30th June 2018.

IT WAS RESOLVED that the Annual Return be approved, signed and lodged with the Australian Taxation Office.

INVESTMENT STRATEGY:

The trustee reviewed the investment performance and found it to be within the acceptable investment ranges outlined in the investment strategy. The trustee considered the risk, rate of return and liquidity of the investments and the ability of the fund to discharge its existing liabilities.

IT WAS RESOLVED that no changes to the investment strategy were required.

ALLOCATION OF INCOME:

IT WAS RESOLVED that the income of the fund would be allocated to the members based on the percentage of their opening balances at the beginning of the financial year.

**INVESTMENT
ACQUISITIONS
AND DISPOSALS:**

IT WAS RESOLVED to ratify the investment acquisitions and disposals throughout the financial year ended 30th June 2018.

**AUDITORS AND
TAX AGENTS:**

IT WAS RESOLVED that Stirling Warton Taylor Chartered Accountants continue to act as auditors and tax agents for the year ended 30th June 2018.

**TRUSTEE
STATUS:**

Each of the Directors of the Trustee Company confirmed they are qualified to act as Directors of the Trustee of the superannuation entity and that they are not disqualified persons as defined by Section 120 of the *Superannuation Industry (Supervision) Act 1993*.

All resolutions for this meeting were made in accordance with Regulation 4.08 of the *Superannuation Industry (Supervision) Act 1993* and Regulations.

CLOSURE:

There being no further business the meeting was closed.

Signed at the conclusion of the meeting as a true and correct record.

.....
JOHN BONETT - Chairman

.....
PAMELA BONETT

Dividends Received
For Period 01/07/2017 to 30/06/2018

	Date	Dividend Received	Re-Invest	Franked Amount	Unfranked Amount	Imputation Credit	Withholding Tax
SHARES IN LISTED COMPANIES							
BHP BLT ORDINARY FULLY PAID	26/09/2017	4130.03	-	4130.03	-	1770.01	-
BHP BLT ORDINARY FULLY PAID	27/03/2018	5505.65	-	5505.65	-	2359.56	-
QBE INSUR. ORD FULLY PAID	29/09/2017	1100.00	-	330.00	770.00	141.43	-
QBE INSUR. ORD FULLY PAID	20/04/2018	200.00	-	60.00	140.00	25.71	-
RESMED CHESS DEPOSITARY							
INTERESTS 10:1	21/09/2017	155.35	-	-	155.35	-	-
RESMED CHESS DEPOSITARY							
INTERESTS 10:1	14/12/2017	159.80	-	-	159.80	-	-
RESMED CHESS DEPOSITARY							
INTERESTS 10:1	15/03/2018	157.45	-	-	157.45	-	-
RESMED CHESS DEPOSITARY							
INTERESTS 10:1	14/06/2018	162.62	-	-	162.62	-	-
TELSTRA ORDINARY FULLY PAID	28/09/2017	3100.00	-	3100.00	-	1328.57	-
TELSTRA ORDINARY FULLY PAID	29/03/2018	2200.00	-	2200.00	-	942.86	-
TECH ONE ORDINARY FULLY PAID	14/12/2017	1520.00	-	1140.00	380.00	488.57	-
TECH ONE ORDINARY FULLY PAID	15/06/2018	572.00	-	430.00	142.00	184.29	-
WEBSTER ORDINARY FULLY PAID	08/12/2017	600.00	-	600.00	-	257.14	-
WESTPAC BANKING CORP FPO	04/07/2017	6786.80	-	6786.80	-	2908.63	-
WESTPAC BANKING CORP FPO	22/12/2017	6786.80	-	6786.80	-	2908.63	-
WHITEHAVEN ORDINARY FULLY PAID	28/11/2017	600.00	-	-	600.00	-	282.00
WHITEHAVEN ORDINARY FULLY PAID	02/03/2018	1300.00	-	-	1300.00	-	-
WOODSIDE ORDINARY FULLY PAID	21/09/2017	2726.01	-	2726.01	-	1168.29	-
WOODSIDE ORDINARY FULLY PAID	22/03/2018	2754.92	-	2754.92	-	1180.68	-
		40517.43	-	36550.21	3967.22	15664.37	282.00
Total		40517.43	-	36550.21	3967.22	15664.37	282.00

DIVIDENDS RECEIVED J BONETT NO 2 PENSION FUND YEAR ENDED 30 JUNE 2018

DATE COMPANY	WITHOLDING	FRANKED	UNFRANKED	IMP CREDIT
7/09/2017 BHP BILLITON LTD	\$	4,130.03	\$ -	\$ 1,770.01
8/03/2018 BHP BILLITON LTD	\$	5,505.65	-	\$ 2,359.56
24/08/2017 QBE INSURANCE GROUP LTD	\$	330.00	770.00	\$ 141.43
8/03/2018 QBE INSURANCE GROUP LTD	\$	60.00	140.00	\$ 25.71
30/08/2017 TELSTRA LTD	\$	3,100.00	-	\$ 1,328.57
28/02/2018 TELSTRA LTD	\$	2,200.00	-	\$ 942.86
28/11/2017 TECHNOLOGY ONE LTD	\$	1,140.00	380.00	\$ 488.57
31/05/2018 TECHNOLOGY ONE LTD	\$	430.00	142.00	\$ 184.29
14/11/2017 WEBSTER LTD	\$	600.00	-	\$ 257.14
18/05/2017 WESTPAC BANKING CORP	\$	6,786.80	-	\$ 2,908.63
13/11/2017 WESTPAC BANKING CORP	\$	6,786.80	-	\$ 2,908.63
10/11/2017 WHITEHAVEN COAL LTD	\$ 282.00	-	318.00	\$ -
23/02/2018 WHITEHAVEN COAL LTD	\$	-	1,300.00	\$ -
24/08/2017 WOODSIDE PETROLEUM LTD	\$	2,726.01	-	\$ 1,168.29
22/02/2018 WOODSIDE PETROLEUM LTD	\$	2,754.92	-	\$ 1,180.68
TOTAL	\$ 282.00	\$ 36,550.21	\$ 3,050.00	\$ 15,664.37

INTERNATIONAL DIVIDENDS RECEIVED J BONETT NO 2 PENSION FUND YEAR ENDED 30 JUNE 2018

DATE COMPANY	NON-RES WITH TAX	USD GROSS	NET AUD \$
16/08/2017 RESMED INC	\$		\$ 155.35
8/11/2017 RESMED INC	\$		\$ 159.80
7/02/2018 RESMED INC	\$		\$ 157.45
9/05/2018 RESMED INC	\$		\$ 182.62
TOTAL			\$ 635.22

Investments Schedule
For Period 01/07/2017 to 30/06/2018

	Open	Additions	Disposals	Profit (Loss)	Cap. Gain (Loss)	Units	Close	Cost	Quote	Market Value
	Units	Units	Units	(Loss)	(Loss)		Units			Value
SHARES IN LISTED COMPANIES										
BHP BLT ORDINARY FULLY PAID	7800	-	-	-	-	7800	-	134377.27	33.910	264498
LYNAS ORDINARY FULLY PAID	60000	40000	-	-	-	100000	-	36329.85	2.340	234000
QBE INSUR. ORD FULLY PAID	5000	-	-	-	-	5000	-	74222.71	9.740	48700
RESMED CHESS DEPOSITARY										
INTERESTS 10:1	5000	-	-	-	-	5000	-	21233.95	14.100	70500
TELSTRA ORDINARY FULLY PAID	20000	-	-	-	-	20000	-	100320.24	2.620	52400
TECH ONE ORDINARY FULLY PAID	20000	-	-	-	-	20000	-	112798.26	4.250	85000
WEBSTER ORDINARY FULLY PAID	20000	-	-	-	-	20000	-	31309.90	1.865	37300
WESTPAC BANKING CORP FPO	7220	-	-	-	-	7220	-	151338.47	29.300	211546
WHITEHAVEN ORDINARY FULLY PAID	10000	-	-	-	-	10000	-	17129.95	5.780	57800
WOODSIDE ORDINARY FULLY PAID	4400	600	(1700)	(8432.66)	(8432.66)	3300	-	122628.63	35.460	117018
								801689.23		1178762
Total								\$801689.23		\$1178762

UNREALIZED GAINS

MY 2018 1178762

MY 2017 1354967

+ DIVIDENDS 122533.04

+ SAFE PROCEEDS 505548.79

+ PROFIT ON SALE 8432.66

14,196,361.41

From First to Last by Investment
Audit Check Report

Investment & entry/error details....

AAA	ACACIA RESOURCES FPO	
OK		
AAN	ALINTA LTD ORDINARY FULLY PAID	
OK		
ABG	ABIGROUP LIMITED FPO	
OK		
AGG	ANGLOGOLD LIMITED. CUFS 1:1	
OK		
AGK	AGL ENERGY ORDINARY FULLY PAID	
OK		
AGL	AUSTRALIAN GAS LIGHT COMPANY ORD FULLY PAID	
OK		
ALA	ALPHA HEALTHCARE FPO	
OK		
AMI	AUSTRALIAN MINERAL FPO	
OK		
AMP	AMP LIMITED FPO	
OK		
ANI	AUSTRALIAN NATIONAL FPO	
OK		
ASX	ASX ORDINARY FULLY PAID	
OK		
ATX	AUSTMINEX NL FPO	
OK		
AWA	AWA LIMITED FPO	
OK		
BEN	BEN ADE BK ORDINARY FULLY PAID	
OK		
BHP	BHP BLT ORDINARY FULLY PAID	
26/09/2017	Dividend 4130.03	Calculated dividend on 7800 is \$4130.100
27/03/2018	Dividend 5505.65	Calculated dividend on 7800 is \$5506.020
BMX	BEMAX RESOURCES NL FPO	
OK		
BOC	BOUGAINVILLE COPPER FPO 1K	
OK		
BPC	BURNS PHILP & COMPANY LTD ORD FULLY PAID	
OK		
BRY	BRIERLEY INVESTMENTS FPO NZ	
OK		
CBA	CWLTH BANK ORD FULLY PAID	
OK		
CCL	COCA-COLA AMATIL FPO	
OK		
CEV	CENTRAL VICTORIAN FPO	
OK		
CEVO	CENTRAL VICTORIAN OPT APR99	
OK		
CFR	CLUFF RESOURCES FPO	
OK		

Handwritten signature in red ink.

From First to Last by Investment
Audit Check Report

Investment & entry/error details...

CNT	CENTAMIN EGYPT FPO
OK	
CNTO	CENTAMIN EGYPT OPT MAR03
OK	
CNTOA	CENTAMIN EGYPT OPT FEB00
OK	
CRS	CROESUS MINING NL FPO
OK	
CSR	CSR LIMITED FPO
OK	
CSRWBK	BT AUSTRALIA LTD BTASE99CW
OK	
CTR	CENTAUR MINING FPO
OK	
EEC	ENERGY EQUITY CORP. FPO
OK	
EXM	EXCALIBUR ORDINARY FULLY PAID
OK	
FML	FOCUS MIN ORDINARY FULLY PAID
OK	
FSR	FIVE STAR RESOURCES FPO
OK	
GPM	GEO GROUP STAPLED SECURITIES
OK	
GPT	GPT STAPLED SECURITIES FULLY PAID
OK	
GSR	GENESIS RESOURCES NL FPO
OK	
GSRO	GENESIS RESOURCES NL OPT MAR02
OK	
HDR	HARDMAN ORDINARY FULLY PAID
OK	
HVN	HARVEY ORDINARY FULLY PAID
OK	
IAG	INSUR.AUST ORDINARY FULLY PAID
OK	
IHY	IHG LIMITED FPO
OK	
KCN	KINGSGATE ORDINARY FULLY PAID
OK	
LEI	LEIGHTON HOLDINGS LTD ORD FULLY PAID
OK	
LYC	LYNAS ORDINARY FULLY PAID
OK	
MAH	MACMAHON ORDINARY FULLY PAID
OK	
MCC	MACAR COAL ORDINARY FULLY PAID
OK	
MIC	MICHELAGO RESOURCES FPO

From First to Last by Investment
Audit Check Report

Investment & entry/error details....

OK	MACQ GROUP ORDINARY FULLY PAID	
MQG		
OK		
NAB	NAT. BANK ORD	
OK		
NHG	NEW HAMPTON GOLDFELDS FPO	
OK		
NMC	NUSTAR MINING CORPORATION LTD ORD FULLY PAID	
OK		
OZM	OZEMAIL LIMITED FPO	
OK		
PAS	PASMINCO LIMITED FPO	
OK		
PCL	PANCONTINENTAL OIL FPO	
OK		
PCLO	PANCONTINENTAL OIL OPT MAR02	
OK		
PGL	PROGEN INDUSTRIES. FPO	
OK		
PGLO	PROGEN INDUSTRIES LTD. OPTION EXPIRING 31-MAY-05	
OK		
PMA	PRECIOUS METALS FPO	
OK		
PTS	PLATSEARCH NL FPO	
OK		
PUL	PULSAT COMMUNICATION FPO	
OK		
QBE	QBE INSUR. ORD FULLY PAID	
OK		
QRL	QCT RESOURCES LTD. FPO	
OK		
RMD	RESMED CHESS DEPOSITARY INTERESTS 10:1	
21/09/2017	Dividend 155.35	Calculated dividend on 5000 is \$154.000
14/12/2017	Dividend 159.80	Calculated dividend on 5000 is \$160.000
15/03/2018	Dividend 157.45	Calculated dividend on 5000 is \$157.500
14/06/2018	Dividend 162.82	Calculated dividend on 5000 is \$162.500
SAE	SALINAS ORDINARY FULLY PAID	
OK		
SAS	SAUSAGE SOFTWARE FPO	
OK		
SGM	SIMS METAL ORDINARY FULLY PAID	
OK		
SRO	SIROCCO RESOURCES NL FPO	
OK		
SROCA	SIROCCO RESOURCES NL CTG 1C	
OK		
SRP	SOUTHCORP LIMITED FPO	
OK		
STT	STRATA MINING FPO	

rewording

BANK TRANSACTIONS J BONETT NO 2 PENSION FUND YEAR ENDED 30 JUNE 2018

INTEREST RECEIVED	51.40
BANK CHARGES	32.50
FILING FEES	259.00
PENSION PAYMENT	90,000.00
SHARE PURCHASES	23,933.04
SHARE SALES	58,443.79
REFUND IMP CREDITS	15,711.82
RETURN OF CAPITAL	1,400.00
INTERNATIONAL DIVIDENDS	635.22
TOTAL DIVIDENDS	39,882.21

CONSOLIDATED HOLDING J BONETT NO 2 PENSION FUND YEAR ENDED 30 JUNE 2018

COMPANY	ASX CODE	NO. SHARES
BHP BILLITON LTD	BHP	7,600
LYNAS CORPORATION LTD	LYC	10,000
QBE INSURANCE GROUP LTD	QBE	5,000
RESMED INC	RMD	5,000
TELSTRA LTD	TLS	20,000
TECHNOLOGY ONE LTD	TNE	20,000
WEBSTER LTD	WBA	20,000
WESTPAC BANKING CORP	WBC	7,220
WHITEHAVEN COAL LTD	WHC	10,000
WOODSIDE PETROLEUM LTD	WPL	3,300

SHARES PURCHASED J BONETT NO 2 PENSION FUND YEAR ENDED 30 JUNE 2018

DATE COMPANY	ASX CODE	NO. SHARES	TOTAL
6/11/2017 LYNAS CORPORATION LTD	LYC	40,000	\$ 7,519.95
15/03/2018 WOODSIDE PETROLEUM LTD	WPL	111	\$ 3,210.09
18/03/2018 WOODSIDE PETROLEUM LTD	WPL	489	\$ 13,203.00
TOTAL			\$ 23,933.04

SHARES SOLD J BONETT NO 2 PENSION FUND YEAR ENDED 30 JUNE 2018

DATE COMPANY	ASX CODE	NO. SHARES	TOTAL
19/06/2018 WOODSIDE PETROLEUM LTD	WPL	1,700	\$ 58,443.79
TOTAL			\$ 58,443.79

RETURN OF CAPITAL J BONETT NO 2 PENSION FUND YEAR ENDED 30 JUNE 2018

DATE COMPANY	ASX CODE	NO. SHARES	TOTAL
10/11/2017 WHITEHAVEN COAL LTD	WHC	10,000	\$ 1,400.00
TOTAL			\$ 1,400.00

BANK BALANCES J BONETT NO 2 PENSION FUND YEAR ENDED 30 JUNE 2018

COMMONWEALTH BANK	\$ 1,061.63
WESTPAC BANKING CORP	\$ 248.50
	\$ 1,308.13

OUTSTANDING DEPOSITS YEAR ENDED 30 JUNE 2018

ADJ ERROR FIXED 17 DEC 2018	\$ 811.80
DIVIDEND WITHOLDING TAX WHC	\$ 282.00
WHC DIVIDEND FIXED 17 DEC 2018	\$ 1,300.00
TOTAL	\$ 2,393.80

Financial Year Summary




1 JULY 2017 - 30 JUNE 2018


Portfolio Valuation	Account Number	Account Name	Value as at 30 June 2018
Shares	1802312	J C BONETT PTY LIMITED <J BONETT NO 2 PENS FUND A/C>	\$966,162.00
CDIA	12267800	J Bonett No 2 Pension	\$246.50

Allocation as at 30 June 2018

Shares in your portfolio



Sectors in your portfolio



Estimated Interest & Dividends

2017-2018 Financial Year

Est. Franked Dividends	\$36,550.21
Est. Unfranked Dividends	\$3,966.20
Est. Franking Credits	\$15,684.37
Est. Interest Received from Interest Rate Securities	\$0.00
Interest Received from Cash Account(s)	\$51.11

Fees & Charges

2017-2018 Financial Year

Total Brokerage (inc. GST)	\$110.11
Total Subscriptions (inc. GST)	\$0.00
Other Fees (inc. GST)	\$0.00

TOTAL FEES & CHARGES

Portfolio Valuation

30 JUNE 2018

CommSec 

SHARES - 1802312 - HIN 12950497

J C BONETT PTY LIMITED <J BONETT NO 2 PENS FUND A/C>

Portfolio	Units	Unit Price	Portfolio Value	% of Portfolio
BHP - BHP BILLITON LIMITED FPO (ORDINARY FULLY PAID)	7,800	\$33.9100	\$264,498.00	27.31%
LYC - LYNAS CORPORATION FPO (ORDINARY FULLY PAID)	10,000	\$2.3400	\$23,400.00	2.42%
QBE - QBE INSURANCE GROUP FPO (ORDINARY FULLY PAID)	5,000	\$9.7400	\$48,700.00	5.03%
RMD - RESMED INC CDI 10:1 (CDI 10:1 FOREIGN EXEMPT NYSE)	5,000	\$14.1000	\$70,500.00	7.28%
TLS - TELSTRA CORPORATION FPO (ORDINARY FULLY PAID)	20,000	\$2.6200	\$52,400.00	5.41%
TNE - TECHNOLOGY ONE FPO (ORDINARY FULLY PAID)	20,000	\$4.2500	\$85,000.00	8.78%
WBA - WEBSTER LTD FPO (ORDINARY FULLY PAID)	20,000	\$1.8650	\$37,300.00	3.85%
WBC - WESTPAC BANKING CORP FPO (ORDINARY FULLY PAID)	7,220	\$29.3000	\$211,546.00	21.84%
WHC - WHITEHAVEN COAL FPO (ORDINARY FULLY PAID)	10,000	\$5.7800	\$57,800.00	5.97%
WPL - WOODSIDE PETROLEUM FPO (ORDINARY FULLY PAID)	3,300	\$35.4600	\$117,018.00	12.08%
		Sub Total	\$968,162.00	99.87%
Cash Accounts			Portfolio Value	% of Portfolio
CDIA - 06716712267890			\$246.50	0.03%

Transaction Summary



1 JULY 2017 - 30 JUNE 2018

SHARES - 1802312 - HIN 12950497

Total Buys and Sells

2017 - 2018 Financial Year

J C BONETT PTY LIMITED <J BONETT NO 2 PENS FUND A/C>

Total Buys (inc. Brokerage + GST)

\$10,730.04

Total Sells (inc. Brokerage + GST)

\$58,443.79

LYC - LYNAS CORPORATION FPO (ORDINARY FULLY PAID)

Date	Type	Quantity	Unit Price	Trade Value	Brokerage+GST	GST	CNote	Total Value
06-Nov-2017	Buy	40,000	\$ 1.875	\$7,500.00	\$19.95	\$1.81	80426970	\$7,519.95 ✓
				Sub Total	\$19.95	\$1.81		\$7,519.95

WPL - WOODSIDE PETROLEUM FPO (ORDINARY FULLY PAID)

Date	Type	Quantity	Unit Price	Trade Value	Brokerage+GST	GST	CNote	Total Value
19-Jun-2018	Sell	-1,700	\$34.4200	-\$58,514.00	\$70.21	\$6.38	84643557	-\$58,443.79 ✓
15-Mar-2018	Buy	111	\$28 7400	\$3,190.14	\$19.96	\$1.81	83116358	\$3,210.09 ✓
				Sub Total	\$89.16	\$8.19		-\$55,233.70

Interest & Estimated Dividend Summary

CommSec



1 JULY 2017 - 30 JUNE 2018

WBC - WESTPAC BANKING CORP FPO (ORDINARY FULLY PAID)

Ex-div date	Payment Date	Type	Dividend per share	Units	Est. Unfranked Amount	Est. Franked Amount	Est. Total Dividend	Est. Franking Credit
13-Nov-2017	22-Dec-2017	Final	\$0.9400	7,220	\$0.00	\$6,786.80	\$6,786.80 ✓	\$2,908.63
18-May-2017	04-Jul-2017	Interim	\$0.9400	7,220	\$0.00	\$6,786.80	\$6,786.80 ✓	\$2,908.63
Sub Total					\$0.00	\$13,573.60	\$13,573.60	\$5,817.26

WNC - WHITEHAVEN COAL FPO (ORDINARY FULLY PAID)

Ex-div date	Payment Date	Type	Dividend per share	Units	Est. Unfranked Amount	Est. Franked Amount	Est. Total Dividend	Est. Franking Credit
23-Feb-2018	02-Mar-2018	Interim	\$0.1300	10,000	\$1,300.00	\$0.00	\$1,300.00 ✓	\$0.00
10-Nov-2017	28-Nov-2017	Final	\$0.0600	10,000	\$600.00	\$0.00	\$600.00 ✓	\$0.00
Sub Total					\$1,900.00	\$0.00	\$1,900.00	\$0.00

WPL - WOODSIDE PETROLEUM FPO (ORDINARY FULLY PAID)

Ex-div date	Payment Date	Type	Dividend per share	Units	Est. Unfranked Amount	Est. Franked Amount	Est. Total Dividend	Est. Franking Credit
22-Feb-2018	22-Mar-2018	Final	\$0.6261	4,400	\$0.00	\$2,754.92	\$2,754.92 ✓	\$1,180.68
24-Aug-2017	21-Sep-2017	Interim	\$0.6195	4,400	\$0.00	\$2,726.01	\$2,726.01 ✓	\$1,168.29
Sub Total					\$0.00	\$5,480.93	\$5,480.93	\$2,348.97

TOTAL **\$3,966.20** **\$38,950.21** **\$40,916.41** **\$15,884.37**

ESTIMATED INTEREST RECEIVED

No data available

TOTAL **\$0.00**

INTEREST INCOME SUMMARY

Account	Interest
CDIA - 12267890	\$51.11
TOTAL	
	\$51.11

outstanding

Handwritten:
 Total Divs
 \$46,517.43
 Use 100
 \$46,335.43

Interest & Estimated Dividend Summary

1 JULY 2017 - 30 JUNE 2018

CommSec



SHARES - 1802312 - HIN 12950497

J C BONETT PTY LIMITED <J BONETT NO 2 PENS FUND A/C>

BHP - BHP BILLITON LIMITED FPO (ORDINARY FULLY PAID)

Ex-div date	Payment Date	Type	Dividend per share	Units	Est. Unfranked Amount	Est. Franked Amount	Est. Total Dividend	Est. Franking Credit
08-Mar-2018	27-Mar-2018	Interim	\$0.7059	7,800	\$0.00	\$5,505.65	\$5,505.65 ✓	\$2,359.56
07-Sep-2017	26-Sep-2017	Final	\$0.5295	7,800	\$0.00	\$4,130.03	\$4,130.03 ✓	\$1,770.01
Sub Total					\$0.00	\$9,635.68	\$9,635.68	\$4,129.57

QBE - QBE INSURANCE GROUP FPO (ORDINARY FULLY PAID)

Ex-div date	Payment Date	Type	Dividend per share	Units	Est. Unfranked Amount	Est. Franked Amount	Est. Total Dividend	Est. Franking Credit
08-Mar-2018	20-Apr-2018	Final	\$0.0400	5,000	\$140.00	\$60.00	\$200.00 ✓	\$25.71
24-Aug-2017	29-Sep-2017	Interim	\$0.2200	5,000	\$770.00	\$330.00	\$1,100.00 ✓	\$141.43
Sub Total					\$910.00	\$390.00	\$1,300.00	\$187.14

FMIO - FURNACE INC CDI 10:1 (CDI 10:1 FOREIGN EXEMPT NYSE)

Ex-div date	Payment Date	Type	Dividend per share	Units	Est. Unfranked Amount	Est. Franked Amount	Est. Total Dividend	Est. Franking Credit
09-May-2018	14-Jun-2018	Interim	\$0.0326	5,000	\$162.75	\$0.00	\$162.75 162.62	\$0.00
07-Feb-2018	15-Mar-2018	Interim	\$0.0315	5,000	\$157.50	\$0.00	\$157.50 157.45	\$0.00
08-Nov-2017	14-Dec-2017	Interim	\$0.0320	5,000	\$159.95	\$0.00	\$159.95 154.80	\$0.00
16-Aug-2017	21-Sep-2017	Final	\$0.0308	5,000	\$154.00	\$0.00	\$154.00 155.35	\$0.00
Sub Total					\$634.20	\$0.00	\$634.20 635.22	\$0.00

TLB - TELSTRA CORPORATION FPO (ORDINARY FULLY PAID)

Ex-div date	Payment Date	Type	Dividend per share	Units	Est. Unfranked Amount	Est. Franked Amount	Est. Total Dividend	Est. Franking Credit
28-Feb-2018	29-Mar-2018	Interim	\$0.1100	20,000	\$0.00	\$2,200.00	\$2,200.00 ✓	\$942.86
30-Aug-2017	28-Sep-2017	Final	\$0.1550	20,000	\$0.00	\$3,100.00	\$3,100.00 ✓	\$1,328.57
Sub Total					\$0.00	\$5,300.00	\$5,300.00	\$2,271.43

TNE - TECHNOLOGY ONE FPO (ORDINARY FULLY PAID)

Ex-div date	Payment Date	Type	Dividend per share	Units	Est. Unfranked Amount	Est. Franked Amount	Est. Total Dividend	Est. Franking Credit
31-May-2018	15-Jun-2018	Interim	\$0.0286	20,000	\$142.00	\$430.00	\$572.00 ✓	\$184.29
28-Nov-2017	14-Dec-2017	Final	\$0.0760	20,000	\$380.00	\$1,140.00	\$1,520.00 ✓	\$488.57
Sub Total					\$522.00	\$1,570.00	\$2,092.00	\$672.86

WBA - WEBSTER LTD FPO (ORDINARY FULLY PAID)

Ex-div date	Payment Date	Type	Dividend per share	Units	Est. Unfranked Amount	Est. Franked Amount	Est. Total Dividend	Est. Franking Credit
14-Nov-2017	08-Dec-2017	Final	\$0.0300	20,000	\$0.00	\$600.00	\$600.00 ✓	\$257.14
Sub Total					\$0.00	\$600.00	\$600.00	\$257.14



WHITEHAVEN COAL

WHITEHAVEN COAL LIMITED
ACN 124 426 398

H 000396 000 WHC



J C BONETT PTY LIMITED
<J BONETT NO 2 PENS FUND A/C>
21 WIGENS AVENUE
COMO WEST NSW 2226

UPDATE YOUR INFORMATION.

Online:
www.computershare.com.au/easyupdate/WHC

By Mail:
Computershare Investor Services Pty Limited
GPO Box 2975 Melbourne
Victoria 3001 Australia

Enquiries:
(within Australia) 1300 855 080
(international) +61 3 9415 4000

Holder Identification Number (HIN)

HIN WITHHELD

ASX Code	WHC
TFNABN Status	Not Quoted
Record Date	13 November 2017
Payment Date	28 November 2017
Cheque Number	24553

2017 Dividend and Capital Return

Dear Securityholder,

This payment represents a dividend of 6 cents and a capital return of 14 cents per share. This payment is paid on the shares registered in your name and entitled to participate as at the record date of 13 November 2017. This dividend is unfranked and is declared to be nil Conduit Foreign Income.

Please register at www.computershare.com.au/easyupdate/WHC in order to update your TFN, bank account and other details online.

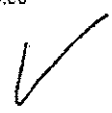
Timothy Burt
Company Secretary

Class Description	Amount per Security	Number of Securities	Franked Amount	Unfranked Amount	Gross Payment
Ordinary Shares	6 cents	10,000	\$0.00	\$600.00	\$600.00
				Less resident withholding tax	\$282.00
				Return of Capital Payment (14 cents per share)	\$1,400.00
				Net Payment	\$1,718.00
				Franking Credit	\$0.00

Note: You should retain this statement to assist you in preparing your tax return.

PLEASE BANK THIS CHEQUE PROMPTLY

233357_CHEQ_AU/000396/001035





WHITEHAVEN COAL

WHITEHAVEN COAL LIMITED
ACN 124 425 395

UPDATE YOUR INFORMATION.

Online:
www.computershare.com.au/easyupdate/WHC

By Mail:
Computershare Investor Services Pty Limited
GPO Box 2975 Melbourne
Victoria 3001 Australia

000428 000 WHC



J C BONETT PTY LIMITED
<J BONETT NO 2 PENS FUND A/C>
21 WIGENS AVENUE
COMO WEST NSW 2226

Enquiries:
(within Australia) 1300 855 080
(international) +61 3 9415 4000

Holder Identification Number (HIN)

HIN WITHHELD

ASX Code	WHC
TFN/ABN Status	Quoted
Record Date	26 February 2018
Payment Date	2 March 2018
Direct Credit Reference No.	800402

2018 Interim Dividend

Dear Shareholder,

This payment represents an interim dividend of 13 cents on your ordinary fully paid shares, registered in your name and entitled to participate as at the record date of 26 February 2018. This dividend is fully unfranked with NIL Conduit Foreign Income.

Please register at www.computershare.com.au/easyupdate/WHC in order to update your TFN, bank account and other details online.

Timothy Burt
Company Secretary

Class Description	Amount per Share	Number of Shares	Franked Amount	Unfranked Amount	Gross Payment
Ordinary Shares	13 cents	10,000	\$0.00	\$1,300.00	\$1,300.00
				Net Payment	\$1,300.00
				Franking Credit	\$0.00

1300 owed no 2 P/F
17/12/18

Note: You should retain this statement to assist you in preparing your tax return.

Your Payment Instruction

WESTPAC BANKING CORPORATION
BSB: 732-059 Account number: XXXX31

Amount Deposited
AUD\$1,300.00

032-155 101937

If payment cannot be made to the above instruction, a cheque will be forwarded to your registered address.



WHITEHAVEN COAL

WHITEHAVEN COAL LIMITED
ACN 124 425 396

000541 000 WHC



J C BONETT PTY LIMITED
<J BONETT NO 2 PENS FUND A/C>
21 WIGENS AVENUE
COMO WEST NSW 2226

2018 Final & Special Dividend

Dear Shareholder,

This payment represents a dividend of 27 cents on your ordinary fully paid shares, registered in your name and entitled to participate as at the record date of 5 September 2018. The dividend is comprised of a final dividend of 14 cents and a special dividend of 13 cents and is fully unfranked with NIL Conduit Foreign Income.

Please register at www.computershare.com.au/easyupdate/WHC in order to update your TFN, bank account and other details online.

Timothy Burt
Company Secretary

Class Description	Amount per Share	Number of Shares	Franked Amount	Unfranked Amount	Gross Payment
Ordinary Shares	27 cents	10,000	\$0.00	\$2,700.00	\$2,700.00
Net Payment					\$2,700.00
Franking Credit					\$0.00

2700 owed P/L to NO2 P/L
UK 17/12/18

Note: You should retain this statement to assist you in preparing your tax return.

Your Payment Instruction

WESTPAC BANKING CORPORATION
BSB: 732-059 Account number: XXXX31

Amount Deposited
AUD\$2,700.00

If payment cannot be made to the above instruction, a cheque will be forwarded to your registered address.

Update your information.

Online:
www.computershare.com.au/easyupdate/WHC

By Mail:
Computershare Investor Services Pty Limited
GPO Box 2975 Melbourne
Victoria 3001 Australia

Enquiries:

(within Australia) 1300 855 080
(International) +61 3 9415 4000

Holder Identification Number (HIN)

HIN WITHHELD

ASX Code	WHC
TFN/ABN Status	Quoted
Record Date	5 September 2018
Payment Date	13 September 2018
Direct Credit Reference No.	600462

Y/E 30 6 2018

Bank Reconciliation
No 2 Pension Fund
Cash Book

Balance b/f		\$ 1,802.03
Return of Capital	\$ 1,400.00	
Shares Sold	58,443.79	
Dividends Received	29,227.71	
International Dividends	635.22	
Interest Received	51.40	
Imputation Credits Ref	15,711.82	
	\$ 115,470.94	
Shares Purchased	\$ 12,233.24	
Pension Payment	90,000.00	
Filing Fees	259.00	
Bank Fees	32.50	
	\$ 114,224.54	
		\$ 5,246.40

Bank Statement

Balance as per Bank Statement	\$ 1,061.63
Westpac	246.50
ComSec	\$ 1,308.13

plus Outstanding Deposits	
Adj Error	811.80
Withholding Tax	282.00
Div Error	1,500.00
	\$ 2,393.80

Balance as per Cash Book \$ 3,701.93



Statement Period
29 March 2018 - 29 June 2018

Westpac Business One Flexi

Account Name
J C BONETT PTY LTD AS TRUSTEE FOR
J BONETT NO 2 PENSION FUND

Customer ID
0172 2348 J C BONETT PTY LTD

BBS Account Number
032-155 101 937

Opening Balance	+ \$2,530.50
Total Credits	+ \$934.63
Total Debits	- \$2,403.50
Closing Balance	+ \$1,061.63


INTEREST RATES (PER ANNUM) ON CREDIT BALANCES

Effective Date	\$0 to \$1999	Over \$1999 to \$9999	Over \$9999 to \$19999	Over \$19999 to \$49999
23 Feb 2018	0.01 %	0.01 %	0.01 %	0.01 %
18 May 2018	0.01 %	0.01 %	0.01 %	0.01 %
Effective Date	Over \$49999 to \$99999	Over \$99999 to \$249999	Over \$249999 to \$499999	Over \$499999
23 Feb 2018	0.10 %	0.20 %	0.20 %	0.20 %
18 May 2018	0.05 %	0.10 %	0.10 %	0.10 %

TRANSACTIONS

Please check all entries on this statement and promptly inform Westpac of any possible error or unauthorised transaction

DATE	TRANSACTION DESCRIPTION	DEBIT	CREDIT	BALANCE
29/03/18	STATEMENT OPENING BALANCE			2,530.50
03/04/18	Transaction Fee	2.50 ✓		2,528.00
20/04/18	Deposit Dividend Qbe Dividend Fpa18/00812545		200.00 ✓	2,728.00
23/04/18	Withdrawal Online 1918904 Pymt Comsec No 2Csecjbonno2Penac	2,400.00 ✓		328.00
30/04/18	Interest Paid		0.01 ✓	328.01
01/05/18	Transaction Fee	1.00 ✓		327.01
14/06/18	Deposit Dividend Resmed Dividend Jun18/00802188		162.62 ✓	489.63
15/06/18	Deposit Dividend Technology One 001216740501		572.00 ✓	1,061.63
29/06/18	CLOSING BALANCE			1,061.63



Date	Transaction	Debit	Credit	Balance
26 Jun	Return No account or incorrect account n JC and PR Bonett pension payment Value Date: 25/06/2018		40,000.00	\$40,249.00 CR
26 Jun	(T) DE Reject Return Fee	2.50		\$40,246.50 CR
27 Jun	Transfer to CBA A/c NetBank pension payment	40,000.00		\$246.50 CR
30 Jun	2018 CLOSING BALANCE			\$246.50 CR

Opening balance	-	Total debits	+	Total credits	=	Closing balance
\$32,682.23 CR		\$180,893.40		\$148,457.67		\$246.50 CR

Your Credit Interest Rate Summary

Date	Balance	Standard Credit Interest Rate (p.a.)
30 Jun	Less than \$10,000.00	0.00%
	\$10,000.00 - \$19,999.99	0.25%
	\$20,000.00 - \$49,999.99	0.50%
	\$50,000.00 - \$99,999.99	0.80%
	\$100,000.00 - \$249,999.99	1.30%
	\$250,000.00 - \$499,999.99	1.50%
	\$500,000.00 and over	1.75%

Note. Interest rates are effective as at the date shown but are subject to change.

Date	Transaction details	Amount	Total
05 May 2017	Direct Debit 082437 COMMONWEALTH SEC COMMSEC	- \$7,510.00	+ \$650.14
07 Jul 2017	Direct Credit 421520 J C BONETT PTY L FJ33602 Pos FdwBC	\$7,500.00	+ \$8,170.09
01 Jul 2017	Credit Interest	+ \$11.47	+ \$870.09
20 Jun 2017	Transfer to other Bank NatBank FJ33602VWBCNo2Fnd	- \$30,000.00	+ \$658.62
16 Jun 2017	Transfer to other Bank NatBank TJ2WBCNo2VWBCFnd	- \$50,000.00	+ \$30,658.62
01 Jun 2017	Direct Credit 082389 COMMONWEALTH SEC COMMSEC	+ \$52,674.46	+ \$80,658.62
01 Jun 2017	Credit Interest	+ \$5.71	+ \$27,984.14
23 May 2017	Direct Credit 421520 J C BONETT PTY L FJ33602 Pos FdwBC	+ \$13,000.00	+ \$27,978.43
01 May 2017	Credit Interest	+ \$3.08	+ \$14,978.43
01 Apr 2017	Credit Interest	+ \$8.12	+ \$14,975.35
23 Mar 2017	Direct Debit 082894 COMMONWEALTH SEC COMMSEC	- \$10,049.85	+ \$14,987.23
02 Mar 2017	Direct Credit 012721 A TO ATOC0000008140800	+ \$17,261.91	+ \$25,017.18
11 Feb 2017	Direct Debit 082934 COMMONWEALTH SEC COMMSEC	- \$1,166.05	+ \$7,755.27

There are no more transactions to display.

Date	Transaction details	Amount	Total
21 Dec 2017	Transfer to other bank NetBank netbank.com	- \$40,000.00	= \$657.40
22 Jan 2018	Transfer to other bank NetBank netbank.com	- \$50,000.00	+ \$40,657.40
21 Jul 2017	Direct Credit 080390 BONNETT PTY L BONNETT	\$52,400.75	+ \$92,057.40
14 Jan 2018	Direct Credit 0224 BONNETT PTY L BONNETT	\$600.00	+ \$92,657.40
01 Dec 2017	Credit Interest	+ \$21.00	+ \$92,678.40
01 Jul 2018	Credit Interest	+ \$15.88	+ \$92,694.28
01 Jul 2018	Direct Debit 0224 BONNETT PTY L BONNETT	- \$3.00	+ \$92,691.28
01 Jul 2018	Credit Interest	\$7.57	+ \$92,698.85
21 Sep 2017	Direct Credit 0224 BONNETT PTY L BONNETT	+ \$2,400.00	+ \$95,098.85
01 Jul 2018	Direct Debit 0224 BONNETT PTY L BONNETT	- \$27.00	+ \$95,071.85
23 Apr 2018	Direct Credit 0224 BONNETT PTY L	+ \$37.00	+ \$95,108.85
10 Apr 2018	Direct Credit 0224 BONNETT PTY L BONNETT	+ \$15,452.82	+ \$30,203.26
01 Apr 2018	Direct Debit 0224 BONNETT PTY L BONNETT	- \$2.50	+ \$14,750.44
01 Apr 2018	Credit Interest	+ \$0.40	+ \$14,750.84
28 Mar 2018	Direct Credit 0224 BONNETT PTY L BONNETT	+ \$6,400.00	+ \$14,750.84
29 Mar 2018	Direct Debit 0224 BONNETT PTY L BONNETT	\$5,210.00	+ \$9,540.84
01 Mar 2018	Direct Debit 0224 BONNETT PTY L BONNETT	- \$2.50	+ \$9,538.34
01 Mar 2018	Credit Interest	+ \$7.70	+ \$9,546.04
22 Feb 2018	Transfer to other bank NetBank netbank.com	- \$13,200.00	+ \$9,346.04
01 Feb 2018	Credit Interest	+ \$8.00	+ \$9,354.04
06 Jan 2018	Direct Credit 0224 BONNETT PTY L BONNETT	+ \$10,200.00	+ \$9,354.04
01 Jan 2018	Credit Interest	+ \$2.12	+ \$12,552.26
13 Dec 2017	Direct Credit 0224 BONNETT PTY L BONNETT	+ \$600.00	+ \$12,550.14
01 Dec 2017	Direct Credit 0224 BONNETT PTY L BONNETT	+ \$11,300.00	+ \$11,950.14

Total as at 30 Dec 2017 is \$11,950.14

No2 Fd Ac
06 7167 1226 7890

Available Balance
+ \$4,901.11 + \$4,901.11

Date	Transaction details	Amount	Total
01 Jan 2018	Open Cash Acct	+ \$2.00	+ \$4,901.11
11 Dec 2018	Direct Credit 4210000000 POND FUND INC YNIC DVP WINDS ACC	\$4,000.00	+ \$4,903.11
17 Dec 2018	Direct Credit 4210000000 DUMMETT FLY L 4011000000 BLA BWS	+ \$811.00	+ \$5,053.11
01 Dec 2018	Payment Statement Fee	- \$2.00	+ \$5,051.11
01 Aug 2018	Payment Statement Fee	- \$2.00	\$94.31
21 Jul 2018	Payment Statement Fee	- \$2.00	+ \$96.31
11 Jul 2018	Payment Statement Fee	+ \$2.00	\$99.31
11 Jul 2018	Direct Credit 4210000000 LLOYDS BANK PLC COTSWOLDS	\$161.99	+ \$101.81
01 Jul 2018	Payment Statement Fee	\$2.00	+ \$269.80
01 Jul 2018	Credit Income	+ \$19.99	+ \$269.80
27 Jun 2018	Transfer to CBA A/c Halifax pension payment	- \$40,000.00	+ \$249.80
21 Jun 2018	(T) DC Payout Return Fee	- \$2.00	+ \$40,249.80
29 Jun 2018	Return to account of investment account no ,K and P1 Bond pension payment Value Date_ 26/06/2018	+ \$40,000.00	+ \$40,249.80
20 Jun 2018	Transfer to CBA A/c Halifax rental payment	- \$50,000.00	+ \$249.80
20 Jun 2018	(T) DC Return Payment Fee	\$2.50	+ \$50,249.80
20 Jun 2018	Return to account of investment account no ,K and P1 Bond pension payment Value Date_ 22/06/2018	+ \$50,000.00	+ \$50,251.80
06 Jun 2018	Transfer to CBA A/c Halifax w/ fee	- \$405.00	+ \$251.80

There are no more transactions to display.



Account activity

No 2 Pen Fund

032-155 101937

\$32,527.33

Transactions

Date	Description	Debit	Credit
02 Jan 2019	TRANSACTION FEE	-\$2.00	
31 Dec 2018	INTEREST PAID		\$0.22
21 Dec 2018	DEPOSIT DIVIDEND WEBSTER LIMITED DEC18/00800817		\$600.00
20 Dec 2018	DEPOSIT DIVIDEND WBC DIVIDEND 001223195660		\$6786.80
14 Dec 2018	DEPOSIT DIVIDEND TNE FNL DIV 001223540149		\$1632.00
13 Dec 2018	DEPOSIT DIVIDEND RESMED DIVIDEND DEC18/00802241		\$178.43
30 Nov 2018	INTEREST PAID		\$0.19
01 Nov 2018	TRANSACTION FEE	-\$0.50	
31 Oct 2018	INTEREST PAID		\$0.20
05 Oct 2018	DEPOSIT DIVIDEND QBE DIVIDEND 18FPA/00811901		\$1100.00
01 Oct 2018	TRANSACTION FEE	-\$2.50	
28 Sep 2018	INTEREST PAID		\$0.07
27 Sep 2018	DEPOSIT DIVIDEND TLS FNL DIV 001220024757		\$2200.00
25 Sep 2018	DEPOSIT DIVIDEND BHP LTD DIVIDEND AF377/00917557		\$6906.54
21 Sep 2018	DEPOSIT ONLINE 2790878 TFR Westpac Choice TRF WHC ERROR		\$2700.00
20 Sep 2018	DEPOSIT DIVIDEND WOODSIDE INT18/00527671		\$2402.47
20 Sep 2018	DEPOSIT DIVIDEND RESMED DIVIDEND SEP18/00802223		\$178.37
31 Aug 2018	INTEREST PAID		\$0.06
01 Aug 2018	TRANSACTION FEE	-\$0.50	



31 Jul 2018	INTEREST PAID		\$0.05
04 Jul 2018	DEPOSIT DIVIDEND WBC DIVIDEND 001216349124		\$6786.80
02 Jul 2018	TRANSACTION FEE	-\$1.00	
15 Jun 2018	DEPOSIT DIVIDEND TECHNOLOGY ONE 001216740501		\$572.00
14 Jun 2018	DEPOSIT DIVIDEND RESMED DIVIDEND JUN18/00802188		\$162.62
01 May 2018	TRANSACTION FEE	-\$1.00	
30 Apr 2018	INTEREST PAID		\$0.01
23 Apr 2018	WITHDRAWAL ONLINE 1918904 PYMT Comsec No 2CSecJBonNo2PenAc	-\$2400.00	
20 Apr 2018	DEPOSIT DIVIDEND QBE DIVIDEND FPA18/00812545		\$200.00
03 Apr 2018	TRANSACTION FEE	-\$2.50	
29 Mar 2018	DEPOSIT DIVIDEND TLS ITM DIV 001213168372		\$2200.00
28 Mar 2018	WITHDRAWAL ONLINE 1284145 PYMT Comsec No 2BonettN2fndCSC	-\$8400.00	
27 Mar 2018	DEPOSIT DIVIDEND BHP LTD DIVIDEND AI376/00924821		\$5505.65
22 Mar 2018	DEPOSIT DIVIDEND WOODSIDE FIN17/00528232		\$2754.92
15 Mar 2018	DEPOSIT DIVIDEND RESMED DIVIDEND FEB18/00802219		\$157.45
01 Mar 2018	TRANSACTION FEE	-\$1.00	
26 Feb 2018	WITHDRAWAL ONLINE 9165615 BPAY CIS - WOOD Woodside Rights	-\$13203.00	
26 Feb 2018	DEPOSIT CBA wpl ent		\$13203.00
01 Feb 2018	TRANSACTION FEE	-\$0.50	
31 Jan 2018	INTEREST PAID		\$0.03
08 Jan 2018	WITHDRAWAL ONLINE 1182349 PYMT Comsec No frJBonettNo2Fnd	-\$10200.00	
02 Jan 2018	TRANSACTION FEE	-\$6.50	
29 Dec 2017	INTEREST PAID		\$0.05
22 Dec 2017	DEPOSIT DIVIDEND WBC DIVIDEND 001209592024		\$6786.80
14 Dec 2017	DEPOSIT SUTHERLAND NSW		\$1718.00
14 Dec 2017	DEPOSIT DIVIDEND TECHNOLOGY ONE 001209924203		\$1520.00



14 Dec 2017	DEPOSIT DIVIDEND RESMED DIVIDEND DEC17/00802262		\$159.80
13 Dec 2017	WITHDRAWAL ONLINE 1183687 PYMT Comsec No 2JCBonetNo2PenFd	-\$600.00	
08 Dec 2017	DEPOSIT DIVIDEND WEBSTER LIMITED DEC17/00800884		\$600.00
07 Dec 2017	WITHDRAWAL ONLINE 1797158 PYMT Comsec No frJCBonettNo2PenFd	-\$11300.00	
30 Nov 2017	INTEREST PAID		\$0.09
31 Oct 2017	INTEREST PAID		\$0.10
02 Oct 2017	TRANSACTION FEE	-\$2.50	
29 Sep 2017	DEPOSIT DIVIDEND QBE DIVIDEND 17FPA/00813087		\$1100.00
29 Sep 2017	INTEREST PAID		\$0.01
28 Sep 2017	DEPOSIT DIVIDEND TLS FNL DIV 001206069331		\$3100.00
26 Sep 2017	DEPOSIT DIVIDEND BHP LTD DIVIDEND AF375/00927372		\$4130.03
21 Sep 2017	DEPOSIT DIVIDEND WOODSIDE INT17/00528476		\$2726.01
21 Sep 2017	DEPOSIT DIVIDEND RESMED DIVIDEND SEP17/00802332		\$155.35
01 Aug 2017	TRANSACTION FEE	-\$1.00	
07 Jul 2017	WITHDRAWAL ONLINE 1587732 PYMT Comsec No 2JBNo2 PenFdCSec	-\$7500.00	
04 Jul 2017	DEPOSIT DIVIDEND WBC DIVIDEND 001202580743		\$6786.80
03 Jul 2017	TRANSACTION FEE	-\$2.50	
30 Jun 2017	INTEREST PAID		\$0.36
21 Jun 2017	WITHDRAWAL ONLINE 1549608 TFR Westpac Cho 2017No2FdPenPmt2JB	-\$80000.00	
20 Jun 2017	DEPOSIT CBA FrCSec2WBCNo2PFnd		\$30000.00
19 Jun 2017	DEPOSIT CBA Tfr2WBCno2AcFrCBA		\$50000.00
16 Jun 2017	DEPOSIT DIVIDEND TECHNOLOGY ONE 001203058532		\$520.00
15 Jun 2017	DEPOSIT DIVIDEND RESMED DIVIDEND JUN17/00802342		\$156.53
01 Jun 2017	TRANSACTION FEE	-\$0.50	
23 May 2017	WITHDRAWAL ONLINE 1812371 PYMT Comsec No FrJBonettNo2PnF	-\$13000.00	
01 May 2017	TRANSACTION FEE	-\$0.50	



13 Apr 2017	DEPOSIT DIVIDEND QBE DIVIDEND FPA17/00813548		\$1650.00
03 Apr 2017	TRANSACTION FEE	-\$2.00	
31 Mar 2017	DEPOSIT DIVIDEND TLS ITM DIV 001200174100		\$3100.00
29 Mar 2017	DEPOSIT DIVIDEND WOODSIDE FIN16/00529412		\$2852.61
28 Mar 2017	DEPOSIT DIVIDEND BHP LTD DIVIDEND AI374/00930531		\$5317.73
16 Mar 2017	DEPOSIT DIVIDEND RESMED DIVIDEND MAR17/00802438		\$151.48
01 Feb 2017	TRANSACTION FEE	-\$0.50	
05 Jan 2017	WITHDRAWAL ONLINE 1165493 PYMT Comsec No 2JBN02FndCSec	-\$8000.00	
03 Jan 2017	TRANSACTION FEE	-\$1.50	
21 Dec 2016	DEPOSIT DIVIDEND WBC DIVIDEND 001195907627		\$6786.80
15 Dec 2016	DEPOSIT DIVIDEND RESMED DIVIDEND DEC16/00802504		\$151.69
14 Dec 2016	DEPOSIT DIVIDEND TECHNOLOGY ONE 001196117422		\$1262.02
01 Nov 2016	TRANSACTION FEE	-\$1.00	
28 Oct 2016	DEPOSIT DIVIDEND WEBSTER LIMITED OCT16/00800928		\$100.00
18 Oct 2016	WITHDRAWAL ONLINE 1131756 PYMT Comsec No 4CSecNo2Ac4WBA	-\$10379.00	
03 Oct 2016	TRANSACTION FEE	-\$2.50	
30 Sep 2016	DEPOSIT DIVIDEND WOODSIDE INT16/00530284		\$1979.62
28 Sep 2016	DEPOSIT DIVIDEND QBE DIVIDEND 16FPA/00814064		\$3150.00
23 Sep 2016	DEPOSIT DIVIDEND TLS FNL DIV 001192723681		\$3100.00
22 Sep 2016	DEPOSIT DIVIDEND RESMED DIVIDEND SEP16/00802500		\$150.27
20 Sep 2016	DEPOSIT DIVIDEND BHP LTD DIVIDEND AF373/00933672		\$1852.10
01 Aug 2016	TRANSACTION FEE	-\$1.00	
08 Jul 2016	WITHDRAWAL ONLINE 1748588 PYMT Comsec No CSecNo2PenFd4WHC	-\$7700.00	
04 Jul 2016	DEPOSIT DIVIDEND WESTPAC DIVIDEND 001189490759		\$7520.00
01 Jul 2016	TRANSACTION FEE	-\$2.00	
30 Jun 2016	INTEREST PAID		\$2.72



28 Jun 2016	WITHDRAWAL ONLINE 1286201 TFR Westpac Cho 2015 No2PenPayment	-\$70000.00	
24 Jun 2016	DEPOSIT CBA 2015PenPmnt		\$30000.00
22 Jun 2016	DEPOSIT CBA 2015 Pen Payment		\$40000.00

Things you should know

The PDF report will show only those transactions that have been processed and won't include the intraday transactions.