

1-1

Amos Family Super Fund General Ledger



As at 30 June 2022

| Transaction Date | Description | Units | Debit | Credit | Balance \$ |
|---|------------------------|-------|-------|------------------|---------------------|
| Distributions Received (23800) | | | | | |
| <u>Praemium Portfolio ***2402 (AMOS_praemium)</u> | | | | | |
| 30/06/2022 | T/up Praemium ATS 2022 | | | 8,645.75 | 8,645.75 CR |
| 30/06/2022 | T/up Praemium ATS 2022 | | | 3,917.27 | 12,563.02 CR |
| | | | | 12,563.02 | 12,563.02 CR |

1-17 A
1-27 A

Total Debits: 0.00
Total Credits: 12,563.02

7 October 2022

The Trustees of Amos Family Super Fund
29 Reedmans Road
ORMEAU QLD 4208

Praemium Enterprise SMA

Portfolio name: Amos Family SF Pty Ltd ATF Amos Family
Super Fund

Portfolio ID: SMA00412402

Tax report for the financial year to 30 June 2022

Dear The Trustees of Amos Family Super Fund,

We are pleased to provide your tax report for your investments held in the Praemium Enterprise SMA account.

This report contains the following for the period 1 July 2021 to 30 June 2022:

- » Tax summary
- » Taxation income
- » Cash transactions
- » Realised CGT
- » Expenses

Further information on how to use this report to complete your 2021-2022 tax return is provided in our [Tax Guide](#). This guide provides general information only and is not intended to represent specific taxation or financial advice.

Sincerely,



Anna Itsiopoulos

Chief Operating Officer
Praemium Australia Ltd

If you have any questions about this tax report, please contact our support team on 1800 571 881 or speak to your financial adviser.

Your financial adviser details
Sam Young
Sam@simmonsivingstone.com.au
07 5561 8800
0425 761 255

Amos Family SF Pty Ltd ATF Amos Family Super Fund (SMA00412402)

Tax summary

01 Jul 2021 to 30 Jun 2022

Assessable income

| | |
|--|------------------|
| Australian income | |
| Interest | 16.06 |
| Interest exempt from NRWT | - |
| Total interest | 16.06 |
| Dividends | |
| Unfranked | - |
| Unfranked CFI | 119.69 |
| Total unfranked | 119.69 |
| Franked | 657.50 |
| Franking credits | 281.80 |
| Total dividends | 1,058.99 |
| Trust income | |
| Franked distributions | 9.53 |
| Franking credits | 6.34 |
| Gross franked distributions | 15.87 |
| Other trust income ^(a) | 1,073.21 |
| Total trust income | 1,089.08 |
| Total Australian income | 2,164.13 |
| Foreign income | |
| Other | 2,894.69 |
| Other foreign source income | 2,894.69 |
| Total other | 2,894.69 |
| Total foreign income | 2,894.69 |
| Net capital gain ^(b) | 5,726.27 |
| Total assessable income | 10,785.09 |

(a) Share of net income from trusts (excluding gross franked distributions, foreign income, capital gains, and non-assessable amounts). For more details, refer to the 'Trust income' section of the Income transactions report.

(b) For more details, refer to the 'Summary of CGT gains/losses' section of the Realised CGT report.

Deductions

| | | |
|-------------------------|---------------------------|------------------|
| Investment expenses | Portfolio management fees | -1,857.42 |
| Total deductions | | -1,857.42 |

Tax offsets, credits and NCMI

| | | |
|-----------------------------------|------------------------------|---------------|
| Franking credits | | |
| Dividends | Franking credits | 281.80 |
| | Less franking credits denied | - |
| Trust income | Franking credits | 281.80 |
| | Less franking credits denied | 6.34 |
| Total franking credits | | 288.14 |
| Foreign tax ^(a) | | |
| Dividends | | 0.76 |
| Trust income | Other | 300.42 |
| Total foreign tax | | 301.18 |

(a) Foreign tax withheld from or paid in respect of foreign-source income that was derived during the income year. While foreign tax withheld or paid may be taken into account when calculating any entitlement to a foreign income tax offset (FITO), it does not necessarily equate to the FITO entitlement.

1-2

Amos Family SF Pty Ltd ATF Amos Family Super Fund (SMA00412402)

Taxation income

01 Jul 2021 to 30 Jun 2022

Income transactions ^(a)

| Asset | Tax date | Interest | Unfranked | Franked | Franking credits entitlement | Other Aust | Gross foreign | Trust cap gains | Non-assess | Gross excl franking credits | Aust taxes | Foreign taxes withheld | Assess non-receiv | Cash | DRP | To be received |
|---|------------|----------|-----------|---------|------------------------------|------------|---------------|-----------------|------------|-----------------------------|------------|------------------------|-------------------|--------|-----|----------------|
| | | \$ | \$ | \$ | \$ | \$ | \$ | \$ | \$ | \$ | \$ | \$ | \$ | \$ | \$ | \$ |
| Dividends | | | | | | | | | | | | | | | | |
| BRAMBLES LIMITED FPO | | | | | | | | | | | | | | | | |
| BXB | 14/04/2022 | - | 73.37 | 31.45 | 13.48 | - | - | - | - | 104.82 | - | - | - | 104.82 | - | - |
| BXB totals | | - | 73.37 | 31.45 | 13.48 | - | - | - | - | 104.82 | - | - | - | 104.82 | - | - |
| COMMONWEALTH BANK OF AUSTRALIA, FPO | | | | | | | | | | | | | | | | |
| CBA | 30/03/2022 | - | - | 49.00 | 21.00 | - | - | - | - | 49.00 | - | - | - | 49.00 | - | - |
| CBA totals | | - | - | 49.00 | 21.00 | - | - | - | - | 49.00 | - | - | - | 49.00 | - | - |
| INSURANCE AUSTRALIA GROUP LIMITED FPO | | | | | | | | | | | | | | | | |
| IAG | 24/03/2022 | - | 46.32 | - | - | - | - | - | - | 46.32 | - | - | - | 46.32 | - | - |
| IAG totals | | - | 46.32 | - | - | - | - | - | - | 46.32 | - | - | - | 46.32 | - | - |
| MEDIBANK PRIVATE LIMITED FPO | | | | | | | | | | | | | | | | |
| MPL | 24/03/2022 | - | - | 103.03 | 44.16 | - | - | - | - | 103.03 | - | - | - | 103.03 | - | - |
| MPL totals | | - | - | 103.03 | 44.16 | - | - | - | - | 103.03 | - | - | - | 103.03 | - | - |
| NEWCREST MINING LIMITED FPO | | | | | | | | | | | | | | | | |
| NCM | 31/03/2022 | - | - | 15.25 | 6.54 | - | - | - | - | 15.25 | - | - | - | 15.25 | - | - |
| NCM totals | | - | - | 15.25 | 6.54 | - | - | - | - | 15.25 | - | - | - | 15.25 | - | - |
| WESTPAC BANKING CORPORATION FPO | | | | | | | | | | | | | | | | |
| WBC | 24/06/2022 | - | - | 122.61 | 52.55 | - | - | - | - | 122.61 | - | - | - | 122.61 | - | - |
| WBC totals | | - | - | 122.61 | 52.55 | - | - | - | - | 122.61 | - | - | - | 122.61 | - | - |
| WOODSIDE PETROLEUM LTD FPO | | | | | | | | | | | | | | | | |
| WPL | 23/03/2022 | - | - | 336.16 | 144.07 | - | - | - | - | 336.16 | - | - | - | 336.16 | - | - |
| WPL totals | | - | - | 336.16 | 144.07 | - | - | - | - | 336.16 | - | - | - | 336.16 | - | - |
| Totals | | - | 119.69 | 657.50 | 281.80 | - | - | - | - | 777.19 | - | - | - | 777.19 | - | - |
| Foreign income | | | | | | | | | | | | | | | | |
| RESMED INC CDI 10:1 FOREIGN EXEMPT NYSE | | | | | | | | | | | | | | | | |
| RMD | 16/06/2022 | - | - | - | - | - | 5.08 | - | - | 5.08 | - | - | - | 4.32 | - | - |
| RMD totals | | - | - | - | - | - | 5.08 | - | - | 5.08 | - | - | - | 4.32 | - | - |

13

Amos Family SF Pty Ltd ATF Amos Family Super Fund (SMA00412402)

Taxation income

01 Jul 2021 to 30 Jun 2022

Income transactions ^(e) continued

| Asset | Tax date | Interest | Unfranked | Franked | Franking credits entitlement | Other Aust | Gross foreign | Trust cap gains | Non-assess | Gross franking credits | Aust taxes withheld | Foreign taxes withheld | Assess non-receiv | Cash | DRP | To be received |
|--|------------|----------|-----------|---------|------------------------------|------------|---------------|-----------------|------------|------------------------|---------------------|------------------------|-------------------|-------------|-----|----------------|
| | | \$ | \$ | \$ | \$ | \$ | \$ | \$ | \$ | \$ | \$ | \$ | \$ | \$ | \$ | \$ |
| Foreign income | | | | | | | | | | | | | | | | |
| Totals | | - | - | - | - | - | 5.08 | - | - | 5.08 | - | 0.76 | - | 4.32 | - | - |
| Trust income | | | | | | | | | | | | | | | | |
| BETASHARES AUSTRALIAN HIGH INTEREST CASH ETF | | | | | | | | | | | | | | | | |
| AAA | 01/12/2021 | 3.30 | - | - | - | - | - | - | - | 3.30 | - | - | - | 3.30 | - | - |
| | 04/01/2022 | 3.21 | - | - | - | - | - | - | - | 3.21 | - | - | - | 3.21 | - | - |
| | 01/02/2022 | 2.50 | - | - | - | - | - | - | - | 2.50 | - | - | - | 2.50 | - | - |
| | 01/03/2022 | 2.12 | - | - | - | - | - | - | - | 2.12 | - | - | - | 2.12 | - | - |
| | 01/04/2022 | 2.65 | - | - | - | - | - | - | - | 2.65 | - | - | - | 2.65 | - | - |
| | 02/05/2022 | 2.63 | - | - | - | - | - | - | - | 2.63 | - | - | - | 2.63 | - | - |
| | 01/06/2022 | 5.59 | - | - | - | - | - | - | - | 5.59 | - | - | - | 5.59 | - | - |
| | 30/06/2022 | 10.64 | - | - | - | - | - | - | - | 10.64 | - | - | - | 10.64 | - | 10.64 |
| AAA totals | | 32.64 | - | - | - | - | - | - | - | 32.64 | - | - | - | 22.00 | - | 10.64 |
| ISHARES CORE CASH ETF | | | | | | | | | | | | | | | | |
| BILL | 06/12/2021 | 0.23 | - | - | - | - | - | - | - | 0.23 | - | - | - | 0.23 | - | - |
| | 06/01/2022 | 0.23 | - | - | - | - | - | - | - | 0.23 | - | - | - | 0.23 | - | - |
| | 08/02/2022 | 0.22 | - | - | - | - | - | - | - | 0.22 | - | - | - | 0.22 | - | - |
| | 08/03/2022 | 0.27 | - | - | - | - | - | - | - | 0.27 | - | - | - | 0.27 | - | - |
| | 07/04/2022 | 1.52 | - | - | - | - | - | - | - | 1.52 | - | - | - | 1.52 | - | - |
| | 05/05/2022 | 1.92 | - | - | - | - | - | - | - | 1.92 | - | - | - | 1.92 | - | - |
| | 03/06/2022 | 8.03 | - | - | - | - | - | - | - | 8.03 | - | - | - | 8.03 | - | - |
| | 30/06/2022 | 14.45 | - | - | - | - | - | - | - | 14.45 | - | - | - | 14.45 | - | 14.45 |
| BILL totals | | 26.87 | - | - | - | - | - | - | - | 26.87 | - | - | - | 12.42 | - | 14.45 |
| BETASHARES FTSE 100 ETF | | | | | | | | | | | | | | | | |
| F100 | 04/01/2022 | - | - | - | - | - | 345.30 | - | - | 345.30 | - | 2.16 | - | 343.14 | - | - |
| | 30/06/2022 | - | - | - | - | - | 340.96 | - | - | 340.96 | - | 2.13 | - | - | - | 338.83 |
| F100 totals | | - | - | - | - | - | 686.26 | - | - | 686.26 | - | 4.29 | - | 343.14 | - | 338.83 |
| BETASHARES GLOBAL ENERGY COMPANIES ETF - CURRENCY HEDGED | | | | | | | | | | | | | | | | |
| FUEL | 04/01/2022 | - | - | - | - | - | 6.63 | 505.77 | - | 512.40 | - | 6.20 | - | 506.20 | - | - |
| FUEL totals | | - | - | - | - | - | 6.63 | 505.77 | - | 512.40 | - | 6.20 | - | 506.20 | - | - |

14

Amos Family SF Pty Ltd ATF Amos Family Super Fund (SMA00412402)

Taxation income

01 Jul 2021 to 30 Jun 2022

Income transactions ^(a) continued

| Asset | Tax date | Interest | Unfranked | Franked | Franking credits entitlement | Other Aust | Gross foreign | Trust cap gains | Non-assess | Gross excl franking credits | Aust Foreign taxes | Foreign taxes withheld | Assess non-receiv | Cash | DRP | To be received |
|---|------------|----------|-----------|---------|------------------------------|------------|---------------|-----------------|------------|-----------------------------|--------------------|------------------------|-------------------|--------|-----|----------------|
| | | \$ | \$ | \$ | \$ | \$ | \$ | \$ | \$ | \$ | \$ | \$ | \$ | \$ | \$ | \$ |
| Trust income | | | | | | | | | | | | | | | | |
| FUEL totals | | - | - | - | - | - | 6.63 | 505.77 | - | 512.40 | - | 6.20 | - | 506.20 | - | - |
| GPT GROUP STAPLED SECURITIES FULLY PAID - GPT | | | | | | | | | | | | | | | | |
| GPT_GPT | 17/02/2022 | 1.41 | - | - | - | 32.59 | - | 3.72 | 23.76 | 61.48 | - | - | - | 61.48 | - | - |
| GPT_GPT totals | | 1.41 | - | - | - | 32.59 | - | 3.72 | 23.76 | 61.48 | - | - | - | 61.48 | - | - |
| ISHARES CORE COMPOSITE BOND ETF | | | | | | | | | | | | | | | | |
| IAF | 06/01/2022 | 192.64 | - | - | - | - | 3.30 | - | - | 195.94 | - | - | - | 195.94 | - | - |
| | 07/04/2022 | 185.77 | - | - | - | - | 38.56 | - | - | 224.33 | - | 0.05 | - | 224.28 | - | - |
| | 30/06/2022 | 308.25 | - | - | - | - | 20.39 | - | - | 328.64 | - | - | - | - | - | 328.64 |
| IAF totals | | 686.66 | - | - | - | - | 62.25 | - | - | 748.91 | - | 0.05 | - | 420.22 | - | 328.64 |
| ISHARES MSCI EMERGING MARKETS ETF | | | | | | | | | | | | | | | | |
| IEM | 21/12/2021 | - | - | - | - | - | 69.69 | - | - | 69.69 | - | 10.40 | - | 59.29 | - | - |
| | 30/06/2022 | - | - | - | - | - | 41.65 | 3.14 | - | 44.79 | - | 6.14 | - | - | - | 38.65 |
| IEM totals | | - | - | - | - | - | 111.34 | 3.14 | - | 114.48 | - | 16.54 | - | 59.29 | - | 38.65 |
| ISHARES EUROPE ETF | | | | | | | | | | | | | | | | |
| IEU | 21/12/2021 | - | - | - | - | - | 64.09 | - | - | 64.09 | - | 9.80 | - | 54.29 | - | - |
| | 30/06/2022 | - | - | - | - | - | 143.45 | - | - | 143.45 | - | 21.39 | - | - | - | 122.06 |
| IEU totals | | - | - | - | - | - | 207.54 | - | - | 207.54 | - | 31.19 | - | 54.29 | - | 122.06 |
| ISHARES MSCI JAPAN ETF | | | | | | | | | | | | | | | | |
| IJP | 21/12/2021 | - | - | - | - | - | 198.80 | - | - | 198.80 | - | 29.67 | - | 169.13 | - | - |
| | 30/06/2022 | - | - | - | - | - | 124.39 | - | - | 124.39 | - | 18.54 | - | - | - | 105.85 |
| IJP totals | | - | - | - | - | - | 323.19 | - | - | 323.19 | - | 48.21 | - | 169.13 | - | 105.85 |
| ISHARES MSCI SOUTH KOREA ETF | | | | | | | | | | | | | | | | |
| IKO | 30/06/2022 | - | - | - | - | - | 93.41 | - | - | 93.41 | - | 14.31 | - | - | - | 79.10 |
| IKO totals | | - | - | - | - | - | 93.41 | - | - | 93.41 | - | 14.31 | - | - | - | 79.10 |
| MORNINGSTAR MULTI ASSET RL RET FD - CL Z | | | | | | | | | | | | | | | | |
| INT0011AU | 31/12/2021 | 1.23 | 0.02 | 0.13 | 0.09 | 1.23 | 9.05 | 20.60 | 0.24 | 32.50 | - | 0.74 | - | 31.76 | - | - |
| | 31/03/2022 | 1.06 | 0.02 | 0.11 | 0.08 | 1.07 | 7.85 | 17.87 | 0.21 | 28.19 | - | 0.64 | - | 27.55 | - | - |

FS

Amos Family SF Pty Ltd ATF Amos Family Super Fund (SMA00412402)

Taxation income

01 Jul 2021 to 30 Jun 2022

Income transactions ^(a) continued

| Asset | Tax date | Interest | Unfranked | Franked | Franking credits entitlement | Other Aust | Gross foreign | Trust cap gains | Non-assess | Gross excl franking credits | Aust Foreign taxes | Foreign taxes withheld | Assess non-receiv | Cash | DRP | To be received |
|--|------------|----------|-----------|---------|------------------------------|------------|---------------|-----------------|------------|-----------------------------|--------------------|------------------------|-------------------|--------|-----|----------------|
| | | \$ | \$ | \$ | \$ | \$ | \$ | \$ | \$ | \$ | \$ | \$ | \$ | \$ | \$ | \$ |
| Trust income | | | | | | | | | | | | | | | | |
| INT0011AU totals | 30/06/2022 | 87.15 | 1.76 | 9.29 | 6.17 | 88.11 | 645.92 | 1,469.31 | 17.44 | 2,318.98 | - | 53.01 | - | - | - | 2,265.97 |
| | | 89.44 | 1.80 | 9.53 | 6.34 | 90.41 | 662.82 | 1,507.78 | 17.89 | 2,379.67 | - | 54.39 | - | 59.31 | - | 2,265.97 |
| MORNINGSTAR INTERNATIONAL SHARES UNHGD Z | | | | | | | | | | | | | | | | |
| INT0017AU | 31/12/2021 | - | - | - | - | 3.39 | 20.33 | 47.74 | - | 71.46 | - | 3.98 | - | 67.48 | - | - |
| | 31/03/2022 | - | - | - | - | 3.02 | 18.11 | 42.56 | - | 63.69 | - | 3.54 | - | 60.15 | - | - |
| | 30/06/2022 | - | - | - | - | 43.20 | 258.89 | 608.10 | - | 910.19 | - | 50.64 | - | - | - | 859.55 |
| INT0017AU totals | | | | | | 49.61 | 297.33 | 698.40 | - | 1,045.34 | - | 58.16 | - | 127.63 | - | 859.55 |
| ISHARES CORE MSCI WORLD EX AUS ESG LEADERS ETF | | | | | | | | | | | | | | | | |
| IWLD | 30/06/2022 | - | - | - | - | - | 77.62 | 16.91 | - | 94.53 | - | 9.86 | - | - | - | 84.67 |
| IWLD totals | | | | | | | 77.62 | 16.91 | - | 94.53 | - | 9.86 | - | - | - | 84.67 |
| ISHARES CHINA LARGE-CAP ETF | | | | | | | | | | | | | | | | |
| IZZ | 21/12/2021 | - | - | - | - | - | 72.26 | - | - | 72.26 | - | 11.27 | - | 60.99 | - | - |
| | 30/06/2022 | - | - | - | - | - | 34.48 | 0.18 | - | 34.66 | - | 4.75 | - | - | - | 29.91 |
| IZZ totals | | | | | | | 106.74 | 0.18 | - | 106.92 | - | 16.02 | - | 60.99 | - | 29.91 |
| MORNINGSTAR INTERNATIONAL SHARES ACTIVE ETF (MANAGED FUND) | | | | | | | | | | | | | | | | |
| MSTR | 30/06/2022 | - | - | - | - | - | - | 1,026.02 | - | 1,026.02 | - | - | - | - | - | 1,026.02 |
| MSTR totals | | | | | | | | 1,026.02 | - | 1,026.02 | - | - | - | - | - | 1,026.02 |
| BETASHARES AUSTRALIAN BANK SENIOR FLOATING RATE BOND ETF | | | | | | | | | | | | | | | | |
| QPON | 01/12/2021 | 12.20 | - | - | - | 1.08 | - | - | - | 13.28 | - | - | - | 13.28 | - | - |
| | 04/01/2022 | 11.52 | - | - | - | 1.02 | - | - | - | 12.54 | - | - | - | 12.54 | - | - |
| | 01/02/2022 | 11.41 | - | - | - | 1.02 | - | - | - | 12.43 | - | - | - | 12.43 | - | - |
| | 01/03/2022 | 6.86 | - | - | - | 0.61 | - | - | - | 7.47 | - | - | - | 7.47 | - | - |
| | 01/04/2022 | 7.48 | - | - | - | 0.66 | - | - | - | 8.14 | - | - | - | 8.14 | - | - |
| | 02/05/2022 | 7.27 | - | - | - | 0.65 | - | - | - | 7.92 | - | - | - | 7.92 | - | - |
| QPON totals | | 56.74 | - | - | - | 5.04 | - | - | - | 61.78 | - | - | - | 61.78 | - | - |
| VANGUARD AUSTRALIAN FIXED INTEREST INDEX ETF | | | | | | | | | | | | | | | | |
| VAF | 01/04/2022 | - | - | - | - | - | - | - | 58.27 | 58.27 | - | - | - | 58.27 | - | - |

Amos Family SF Pty Ltd ATF Amos Family Super Fund (SMA00412402)

Taxation income

01 Jul 2021 to 30 Jun 2022

Income transactions^(a) continued

| Asset | Tax date | Interest | Unfranked | Franked | Franking credits entitlement | Other Aust | Gross foreign | Trust cap gains | Non-assess | Gross excl franking credits | Aust Foreign taxes | Foreign taxes withheld | Assess non-receiv | Cash | DRP | To be received |
|---|------------|---------------|---------------|---------------|------------------------------|---------------|-----------------|-----------------|---------------|-----------------------------|--------------------|------------------------|-------------------|-----------------|----------|-----------------|
| | | \$ | \$ | \$ | \$ | \$ | \$ | \$ | \$ | \$ | \$ | \$ | \$ | \$ | \$ | \$ |
| Trust income | | | | | | | | | | | | | | | | |
| VAF totals | | | | | 58.27 | | | | 58.27 | 58.27 | | | | 58.27 | | |
| VANGUARD FTSE EUROPE SHARES ETF | | | | | | | | | | | | | | | | |
| VEQ | 04/01/2022 | - | - | - | - | - | 31.73 | 0.20 | 0.41 | 32.34 | - | 5.14 | - | 27.20 | - | - |
| | 01/04/2022 | - | - | - | - | - | 13.12 | 0.90 | 1.79 | 15.81 | - | 2.64 | - | 13.17 | - | - |
| | 30/06/2022 | - | - | - | - | - | 114.74 | 0.60 | - | 115.34 | - | 17.08 | - | - | - | 93.75 |
| VEQ totals | | | | | | | 159.59 | 1.70 | 2.20 | 163.49 | - | 24.86 | - | 40.37 | - | 93.75 |
| VANGUARD FTSE EMERGING MARKETS SHARES ETF | | | | | | | | | | | | | | | | |
| VGE | 04/01/2022 | - | - | - | - | - | 51.19 | 1.12 | 0.23 | 52.54 | - | 8.46 | - | 44.08 | - | - |
| | 01/04/2022 | - | - | - | - | - | 11.72 | 2.98 | - | 14.70 | - | 2.35 | - | 12.35 | - | - |
| | 30/06/2022 | - | - | - | - | - | 31.98 | 5.00 | - | 36.98 | - | 5.53 | - | - | - | 28.08 |
| VGE totals | | | | | | | 94.89 | 9.10 | 0.23 | 104.22 | - | 16.34 | - | 56.43 | - | 28.08 |
| Totals | | 893.76 | 1.80 | 9.53 | 6.34 | 177.65 | 2,889.61 | 3,772.72 | 102.35 | 7,847.42 | - | 300.42 | - | 2,112.95 | - | 5,426.17 |
| Interest | | | | | | | | | | | | | | | | |
| MAIN CASH ACCOUNT | | | | | | | | | | | | | | | | |
| AUDCASH | 01/12/2021 | 5.53 | - | - | - | - | - | - | - | 5.53 | - | - | - | 5.53 | - | - |
| | 03/01/2022 | 1.59 | - | - | - | - | - | - | - | 1.59 | - | - | - | 1.59 | - | - |
| | 01/02/2022 | 1.35 | - | - | - | - | - | - | - | 1.35 | - | - | - | 1.35 | - | - |
| | 01/03/2022 | 1.16 | - | - | - | - | - | - | - | 1.16 | - | - | - | 1.16 | - | - |
| | 01/04/2022 | 1.33 | - | - | - | - | - | - | - | 1.33 | - | - | - | 1.33 | - | - |
| | 02/05/2022 | 1.36 | - | - | - | - | - | - | - | 1.36 | - | - | - | 1.36 | - | - |
| | 01/06/2022 | 3.74 | - | - | - | - | - | - | - | 3.74 | - | - | - | 3.74 | - | - |
| AUDCASH totals | | 16.06 | | | | | | | | 16.06 | | | | 16.06 | | |
| Totals | | 16.06 | | | | | | | | 16.06 | | | | 16.06 | | |
| Income transaction totals | | 909.82 | 121.49 | 667.03 | 288.14 | 177.65 | 2,894.69 | 3,772.72 | 102.35 | 8,645.75 | - | 301.18 | - | 2,910.52 | - | 5,426.17 |

(a) The income transactions disclosed in this report are recognised on a tax-derivation basis. For more details about each column, refer to the corresponding sub-section under the Income - additional information section.

Amos Family SF Pty Ltd ATF Amos Family Super Fund (SMA00412402)

Taxation income

01 Jul 2021 to 30 Jun 2022

Non-CGT gains/losses

There were no non-CGT gains/losses within the period.

Income transactions - additional information

| Asset | Tax date | Interest ^(a) \$ | Interest exempt from NRWT ^(b) \$ | Interest total \$ |
|---|------------|-------------------------------|---|-------------------------|
| BETASHARES AUSTRALIAN HIGH INTEREST CASH ETF AAA | 01/12/2021 | 3.30 | - | 3.30 |
| | 04/01/2022 | 3.21 | - | 3.21 |
| | 01/02/2022 | 2.50 | - | 2.50 |
| | 01/03/2022 | 2.12 | - | 2.12 |
| | 01/04/2022 | 2.65 | - | 2.65 |
| | 02/05/2022 | 2.63 | - | 2.63 |
| | 01/06/2022 | 5.59 | - | 5.59 |
| | 30/06/2022 | 10.64 | - | 10.64 |
| AAA totals | | 32.64 | - | 32.64 |
| MAIN CASH ACCOUNT AUDCASH | 01/12/2021 | 5.53 | - | 5.53 |
| | 03/01/2022 | 1.59 | - | 1.59 |
| | 01/02/2022 | 1.35 | - | 1.35 |
| | 01/03/2022 | 1.16 | - | 1.16 |
| | 01/04/2022 | 1.33 | - | 1.33 |
| | 02/05/2022 | 1.36 | - | 1.36 |
| | 01/06/2022 | 3.74 | - | 3.74 |
| AUDCASH totals | | 16.06 | - | 16.06 |
| ISHARES CORE CASH ETF BILL | 06/12/2021 | 0.23 | - | 0.23 |
| | 06/01/2022 | 0.23 | - | 0.23 |
| | 08/02/2022 | 0.22 | - | 0.22 |
| | 08/03/2022 | 0.27 | - | 0.27 |

1-8

Amos Family SF Pty Ltd ATF Amos Family Super Fund (SMA00412402)

Taxation income

01 Jul 2021 to 30 Jun 2022

Income transactions - additional information continued

| Asset | Tax date | Interest ^(a) \$ | Interest exempt from NRWT ^(b) \$ | Interest total \$ |
|--|------------|-------------------------------|---|-------------------------|
| BILL totals | | 26.87 | - | 26.87 |
| GPT GROUP STAPLED SECURITIES FULLY PAID - GPT | | | | |
| GPT_GPT | 17/02/2022 | 1.41 | - | 1.41 |
| GPT_GPT totals | | 1.41 | - | 1.41 |
| ISHARES CORE COMPOSITE BOND ETF | | | | |
| IAF | 06/01/2022 | 0.78 | 191.86 | 192.64 |
| | 07/04/2022 | 42.54 | 143.23 | 185.77 |
| | 30/06/2022 | 9.28 | 298.97 | 308.25 |
| IAF totals | | 52.60 | 634.06 | 686.66 |
| MORNINGSTAR MULTI ASSET RL RET FD - CL Z | | | | |
| INT001IAU | 31/12/2021 | 0.68 | 0.55 | 1.23 |
| | 31/03/2022 | 0.59 | 0.47 | 1.06 |
| | 30/06/2022 | 48.20 | 38.95 | 87.15 |
| INT001IAU totals | | 49.47 | 39.97 | 89.44 |
| BETASHARES AUSTRALIAN BANK SENIOR FLOATING RATE BOND ETF | | | | |
| QPON | 01/12/2021 | 0.10 | 12.10 | 12.20 |
| | 04/01/2022 | 0.09 | 11.43 | 11.52 |
| | 01/02/2022 | 0.09 | 11.32 | 11.41 |
| | 01/03/2022 | 0.06 | 6.80 | 6.86 |
| | 01/04/2022 | 0.06 | 7.42 | 7.48 |
| | 02/05/2022 | 0.06 | 7.21 | 7.27 |
| QPON totals | | 0.46 | 56.28 | 56.74 |
| Totals | | 179.51 | 730.31 | 909.82 |

(a) The amount of interest that is subject to non-resident withholding tax (NRWT).

19

Amos Family SF Pty Ltd ATF Amos Family Super Fund (SMA00412402)

Taxation income

01 Jul 2021 to 30 Jun 2022

Income transactions - additional information continued

(b) The amount of interest that is not subject to non-resident withholding tax (NRWT).

Unfranked amounts - Unfranked CFI income component

| | Tax date | Total Unfranked | Unfranked Non CFI | Unfranked CFI |
|------------------|------------|-----------------|-------------------|---------------|
| BXB | 14/04/2022 | \$ 73.37 | \$ - | \$ 73.37 |
| BXB totals | | 73.37 | - | 73.37 |
| IAG | 24/03/2022 | 46.32 | - | 46.32 |
| IAG totals | | 46.32 | - | 46.32 |
| INT0011AU | 31/12/2021 | 0.02 | 0.01 | 0.01 |
| | 31/03/2022 | 0.02 | 0.01 | 0.01 |
| | 30/06/2022 | 1.76 | 0.75 | 1.01 |
| INT0011AU totals | | 1.80 | 0.77 | 1.03 |
| Totals | | 121.49 | 0.77 | 120.72 |

Trust capital gains (a)

| Asset | Tax date | Non- assessable gains(e) | Discount method (b) | | Indexation method (c) | | Other method (d) | | Trust capital gains total | Taxable foreign capital gains(f) |
|------------------|------------|--------------------------------|---------------------|-----------------------------------|-----------------------|-----------------------------------|------------------|-----------------------------------|------------------------------------|---|
| | | | TAP(f) | NTAP net of foreign tax (g) | TAP(f) | NTAP net of foreign tax (e) | TAP(f) | NTAP net of foreign tax (e) | | |
| FUEL | 04/01/2022 | \$ 252.88 | \$ - | \$ 252.89 | \$ - | \$ - | \$ - | \$ - | \$ - | \$ - |
| FUEL totals | | 252.88 | - | 252.89 | - | - | - | - | 505.77 | 505.77 |
| GPT_GPT | 17/02/2022 | 1.86 | 1.86 | - | - | - | - | - | 3.72 | 3.72 |
| GPT_GPT totals | | 1.86 | 1.86 | - | - | - | - | - | 3.72 | 3.72 |
| IEM | 30/06/2022 | 1.57 | - | 1.57 | - | - | - | - | 3.14 | 3.14 |
| IEM totals | | 1.57 | - | 1.57 | - | - | - | - | 3.14 | 3.14 |
| INT0011AU | 31/12/2021 | 10.30 | - | 10.30 | - | - | - | - | 20.60 | 20.60 |
| | 31/03/2022 | 8.93 | - | 8.94 | - | - | - | - | 17.87 | 17.87 |
| | 30/06/2022 | 734.66 | - | 734.65 | - | - | - | - | 1,469.31 | 1,469.31 |
| INT0011AU totals | | 753.89 | - | 753.89 | - | - | - | - | 1,507.78 | 1,507.78 |
| INT0017AU | 31/12/2021 | 23.84 | - | 23.84 | - | - | - | 0.06 | 47.74 | 47.74 |
| | 31/03/2022 | 21.25 | - | 21.25 | - | - | - | 0.06 | 42.56 | 42.56 |

10

Amos Family SF Pty Ltd ATF Amos Family Super Fund (SMA00412402)

Taxation income

01 Jul 2021 to 30 Jun 2022

Income transactions - additional information continued

| Trust capital gains ^(a) | Discount method ^(b) | | Indexation method ^(c) | | Other method ^(d) | | Trust capital gains total | Taxable foreign capital gains ⁽ⁱ⁾ |
|------------------------------------|--------------------------------|--|--|--|--|--|---------------------------------|--|
| | TAP ^(f) | NTAP net of foreign tax ^(g) | TAP ^(f) | NTAP net of foreign tax ^(h) | TAP ^(f) | NTAP net of foreign tax ^(h) | | |
| Asset | Tax date | Non-assessable gains ^(e) | NTAP net of foreign tax ^(g) | NTAP foreign tax ^(h) | NTAP net of foreign tax ^(h) | NTAP foreign tax ^(h) | NTAP foreign tax ^(h) | |
| | 30/06/2022 | \$ 303.65 | \$ 303.65 | \$ - | \$ - | \$ - | \$ - | \$ - |
| INT0017AU totals | | 348.74 | 348.74 | - | - | - | 0.80 | 608.10 |
| IWLD | 30/06/2022 | - | - | - | - | - | 0.92 | 698.40 |
| IWLD totals | | - | - | - | - | - | 16.91 | 16.91 |
| IZZ | 30/06/2022 | 0.09 | 0.09 | - | - | - | - | 0.18 |
| IZZ totals | | 0.09 | 0.09 | - | - | - | - | 0.18 |
| MSTR | 30/06/2022 | 512.80 | 512.80 | - | - | - | 0.42 | 1,026.02 |
| MSTR totals | | 512.80 | 512.80 | - | - | - | 0.42 | 1,026.02 |
| VEQ | 04/01/2022 | 0.10 | 0.10 | - | - | - | - | 0.20 |
| | 01/04/2022 | 0.45 | 0.45 | - | - | - | - | 0.90 |
| | 30/06/2022 | 0.30 | 0.30 | - | - | - | - | 0.60 |
| VEQ totals | | 0.85 | 0.85 | - | - | - | - | 1.70 |
| VGE | 04/01/2022 | 0.56 | 0.56 | - | - | - | - | 1.12 |
| | 01/04/2022 | 1.49 | 1.49 | - | - | - | - | 2.98 |
| | 30/06/2022 | 2.50 | 2.50 | - | - | - | - | 5.00 |
| VGE totals | | 4.55 | 4.55 | - | - | - | - | 9.10 |
| Totals | | 1,877.23 | 1,875.38 | 1.86 | 1.875.38 | 18.25 | 18.25 | 3,772.72 |

(a) Trust capital gains: For attribution managed investment trusts (AMITs), these are the trust capital gains attributed to members. For non-AMITs, these are the present entitlements to the net trust income comprised of net capital gains and CGT concession amounts.

(b) Discount method: Capital gains made by the trust in respect of CGT assets that were held for at least twelve months at the time of the CGT event that gave rise to the capital gain, and in respect of which the trust has not chosen to use the indexation method (if applicable) to calculate the capital gain. The sum of the discount method components equals the capital gains after having applied a CGT discount of 50%.

(c) Indexation method: Capital gains made by the trust in respect of CGT assets that were acquired prior to 11:45 a.m. (by legal time in the Australian Capital Territory) on 21 September 1999 (and that had been held for at least twelve months at the time of the CGT event that gave rise to the capital gain), and in respect of which the trust has chosen to use the indexation method to calculate the capital gain.

(d) Other method: Capital gains made by the trust in respect of CGT assets that were held for less than twelve months at the time of the CGT event that gave rise to the capital gain.

(e) Non-assessable gains: For attribution managed investment trusts (AMITs), members are to be treated as having included (in their attributed amount) a capital gain of double the trust discount capital gain; thus, the non-assessable amount for AMITs is the additional member amount required to double the trust discount capital gain (referred to as the 'AMIT CGT gross up amount', this amount is equal to the sum of the discount method components). For non-AMITs, the non-assessable amount is the CGT concession amount (as calculated under sub-section 104-74(4) ITAA 1997).

(f) TAP: Capital gains made by the trust in respect of CGT assets that were taxable Australian property (TAP). For capital gains calculated using the discount method, this is the capital gain after having applied a CGT discount of 50%.

Amos Family SF Pty Ltd ATF Amos Family Super Fund (SMA00412402)

Taxation income

01 Jul 2021 to 30 Jun 2022

Income transactions - additional information continued

(g) NTAP net of foreign tax: Capital gains made by the trust in respect of CGT assets that were not taxable Australian property (NTAP), less any NTAP foreign tax. For capital gains calculated using the discount method, this is the capital gain after first having applied a CGT discount of 50%, and then subtracting any NTAP foreign tax.

(h) NTAP foreign tax: Foreign tax paid by the trust in respect of capital gains made by the trust in respect of foreign CGT assets.

(i) Taxable foreign capital gains: The grossed-up value of capital gains from foreign CGT assets. This amount is for information purposes only, as foreign capital gains are already reflected in the combined value of 'NTAP net of foreign tax' and 'NTAP foreign tax' amounts. This 'Taxable foreign capital gains' amount may be useful for the purpose of determining the extent to which the combined value of 'NTAP net of foreign tax' and 'NTAP foreign tax' amounts has been derived from a foreign source, and, accordingly, the extent to which any NTAP foreign tax amounts count towards the calculation of the portfolio holder's entitlement, if any, to a foreign income tax offset (FITO).

| | | Attribution managed investment trusts (AMIT) | | | | | Non-AMIT | |
|-------------------------|------------|--|---------------------------|-------------------------------------|--------------|------------|----------|----------------------|
| Asset | Tax date | Exempt income | Non-assessable non-exempt | Other non-assessable ^(b) | Tax deferred | Tax exempt | Tax free | Non-assessable total |
| GPT_GPT | 17/02/2022 | \$ | \$ | \$ | \$ | \$ | \$ | \$ |
| GPT_GPT totals | | - | - | 23.76 | - | - | - | 23.76 |
| INT0011AU | | - | - | 23.76 | - | - | - | 23.76 |
| | 31/12/2021 | - | - | 0.24 | - | - | - | 0.24 |
| | 31/03/2022 | - | - | 0.21 | - | - | - | 0.21 |
| | 30/06/2022 | - | - | 17.44 | - | - | - | 17.44 |
| INT0011AU totals | | - | - | 17.89 | - | - | - | 17.89 |
| VAF | 01/04/2022 | - | - | 58.27 | - | - | - | 58.27 |
| VAF totals | | - | - | 58.27 | - | - | - | 58.27 |
| VEQ | 04/01/2022 | - | - | 0.41 | - | - | - | 0.41 |
| | 01/04/2022 | - | - | 1.79 | - | - | - | 1.79 |
| VEQ totals | | - | - | 2.20 | - | - | - | 2.20 |
| VGE | 04/01/2022 | - | - | 0.23 | - | - | - | 0.23 |
| VGE totals | | - | - | 0.23 | - | - | - | 0.23 |
| Totals | | - | - | 102.35 | - | - | - | 102.35 |

(a) Non-assessable amounts do not include non-assessable amounts in respect of trust capital gains (i.e. the AMIT CGT gross-up amount or the CGT concession amount). The non-assessable amounts relating to AMIT CGT gross-up amounts and CGT concession amounts are disclosed in the 'Trust capital gains' sub-section under the Income - additional information section.

(b) For attribution managed investment trusts (AMITs), 'Other non-assessable' amounts are the reconciliation adjustments required to account for the amount by which the present entitlements to the net accounting income of the trust for the income year exceed the trust income attributed to the member under section 276-80 ITAA 1997 for the income year.

Capital Withholding tax

| Asset | Transaction Date | Capital withholding tax |
|---------------|------------------|-------------------------|
| Totals | | - |

112

Amos Family SF Pty Ltd ATF Amos Family Super Fund (SMA00412402)

Taxation income

01 Jul 2021 to 30 Jun 2022

Income transactions - additional information continued

| Foreign investment taxes ^(a) | | NTAP foreign tax ^(b) | | | | |
|--|------------|---------------------------------|--------------------------|----------------------------|-----------------------|------------------------------|
| Asset | Tax date | Foreign tax (c) \$ | Discount method \$ | Indexation method \$ | Other method \$ | Foreign taxes total \$ |
| BETASHARES FTSE 100 ETF | | | | | | |
| F100 | 04/01/2022 | 2.16 | - | - | - | 2.16 |
| | 30/06/2022 | 2.13 | - | - | - | 2.13 |
| F100 totals | | 4.29 | - | - | - | 4.29 |
| BETASHARES GLOBAL ENERGY COMPANIES ETF - CURRENCY HEDGED | | | | | | |
| FUEL | 04/01/2022 | 6.20 | - | - | - | 6.20 |
| FUEL totals | | 6.20 | - | - | - | 6.20 |
| ISHARES CORE COMPOSITE BOND ETF | | | | | | |
| IAF | 07/04/2022 | 0.05 | - | - | - | 0.05 |
| IAF totals | | 0.05 | - | - | - | 0.05 |
| ISHARES MSCI EMERGING MARKETS ETF | | | | | | |
| IEM | 21/12/2021 | 10.40 | - | - | - | 10.40 |
| | 30/06/2022 | 6.14 | - | - | - | 6.14 |
| IEM totals | | 16.54 | - | - | - | 16.54 |
| ISHARES EUROPE ETF | | | | | | |
| IEU | 21/12/2021 | 9.80 | - | - | - | 9.80 |
| | 30/06/2022 | 21.39 | - | - | - | 21.39 |
| IEU totals | | 31.19 | - | - | - | 31.19 |
| ISHARES MSCI JAPAN ETF | | | | | | |
| IJP | 21/12/2021 | 29.67 | - | - | - | 29.67 |
| | 30/06/2022 | 18.54 | - | - | - | 18.54 |
| IJP totals | | 48.21 | - | - | - | 48.21 |
| ISHARES MSCI SOUTH KOREA ETF | | | | | | |
| IKO | 30/06/2022 | 14.31 | - | - | - | 14.31 |
| IKO totals | | 14.31 | - | - | - | 14.31 |
| MORNINGSTAR MULTI ASSET RL RET FD - CL Z | | | | | | |
| INT0011AU | 31/12/2021 | 0.74 | - | - | - | 0.74 |
| | 31/03/2022 | 0.64 | - | - | - | 0.64 |

113

Amos Family SF Pty Ltd ATF Amos Family Super Fund (SMA00412402)

Taxation income

01 Jul 2021 to 30 Jun 2022

Income transactions - additional information continued

| Foreign investment taxes ^(a) | | NTAP foreign tax ^(b) | | | | |
|--|------------|---------------------------------|--------------------------|----------------------------|-----------------------|------------------------------|
| Asset | Tax date | Foreign tax (c) \$ | Discount method \$ | Indexation method \$ | Other method \$ | Foreign taxes total \$ |
| INT0011AU totals | 30/06/2022 | 53.01 | - | - | - | 53.01 |
| INT0011AU totals | | 54.39 | - | - | - | 54.39 |
| MORNINGSTAR INTERNATIONAL SHARES UNHDG Z | | | | | | |
| INT0017AU | 31/12/2021 | 3.98 | - | - | - | 3.98 |
| | 31/03/2022 | 3.54 | - | - | - | 3.54 |
| | 30/06/2022 | 50.64 | - | - | - | 50.64 |
| INT0017AU totals | | 58.16 | - | - | - | 58.16 |
| ISHARES CORE MSCI WORLD EX AUS ESG LEADERS ETF | | | | | | |
| IWLD | 30/06/2022 | 9.86 | - | - | - | 9.86 |
| IWLD totals | | 9.86 | - | - | - | 9.86 |
| ISHARES CHINA LARGE-CAP ETF | | | | | | |
| IZZ | 21/12/2021 | 11.27 | - | - | - | 11.27 |
| | 30/06/2022 | 4.75 | - | - | - | 4.75 |
| IZZ totals | | 16.02 | - | - | - | 16.02 |
| RESMED INC CDI 10:1 FOREIGN EXEMPT NYSE | | | | | | |
| RMD | 16/06/2022 | 0.76 | - | - | - | 0.76 |
| RMD totals | | 0.76 | - | - | - | 0.76 |
| VANGUARD FTSE EUROPE SHARES ETF | | | | | | |
| VEQ | 04/01/2022 | 5.14 | - | - | - | 5.14 |
| | 01/04/2022 | 2.64 | - | - | - | 2.64 |
| | 30/06/2022 | 17.08 | - | - | - | 17.08 |
| VEQ totals | | 24.86 | - | - | - | 24.86 |
| VANGUARD FTSE EMERGING MARKETS SHARES ETF | | | | | | |
| VGE | 04/01/2022 | 8.46 | - | - | - | 8.46 |
| | 01/04/2022 | 2.35 | - | - | - | 2.35 |
| | 30/06/2022 | 5.53 | - | - | - | 5.53 |
| VGE totals | | 16.34 | - | - | - | 16.34 |
| Totals | | 301.18 | - | - | - | 301.18 |

114

Amos Family SF Pty Ltd ATF Amos Family Super Fund (SMA00412402)

Taxation income

01 Jul 2021 to 30 Jun 2022

Income transactions - additional information continued

(a) Foreign taxes withheld from or paid in respect of foreign investment income are recognised at the tax-derivation date of the foreign investment income from which they are withheld or in respect of which they are paid, regardless of whether or not the withholding event or payment occurs after the tax-derivation date.

(b) The amount of foreign tax paid in respect of capital gains made in respect of foreign CGT assets. For more details, refer to the 'Distributed capital gains' section of the Income - additional information schedule.

(c) The amount of foreign tax paid in respect of foreign investment income, other than foreign capital gains.

Gross foreign income

| | Tax date | Attributed CFC income ^(a) | Foreign income net of tax ^(b) | Foreign tax | Aust franking credits from NZ co | Gross foreign income total | Asset currency (if not AUD) | Asset currency amount | NZ franking credits from NZ co |
|--------------------|------------|--------------------------------------|--|-------------|----------------------------------|----------------------------|-----------------------------|-----------------------|--------------------------------|
| F100 | | | | | | | | | |
| | 04/01/2022 | \$ - | \$ 343.14 | \$ 2.16 | - | \$ 345.30 | | | |
| | 30/06/2022 | - | 338.83 | 2.13 | - | 340.96 | | | |
| F100 totals | | - | 681.97 | 4.29 | - | 686.26 | | | |
| FUEL | 04/01/2022 | - | 0.43 | 6.20 | - | 6.63 | | | |
| FUEL totals | | - | 0.43 | 6.20 | - | 6.63 | | | |
| IAF | 06/01/2022 | - | 3.30 | - | - | 3.30 | | | |
| | 07/04/2022 | - | 38.51 | 0.05 | - | 38.56 | | | |
| | 30/06/2022 | - | 20.39 | - | - | 20.39 | | | |
| IAF totals | | - | 62.20 | 0.05 | - | 62.25 | | | |
| IEM | 21/12/2021 | - | 59.29 | 10.40 | - | 69.69 | | | |
| | 30/06/2022 | - | 35.51 | 6.14 | - | 41.65 | | | |
| IEM totals | | - | 94.80 | 16.54 | - | 111.34 | | | |
| IEU | 21/12/2021 | - | 54.29 | 9.80 | - | 64.09 | | | |
| | 30/06/2022 | - | 122.06 | 21.39 | - | 143.45 | | | |
| IEU totals | | - | 176.35 | 31.19 | - | 207.54 | | | |
| IUP | 21/12/2021 | - | 169.13 | 29.67 | - | 198.80 | | | |
| | 30/06/2022 | - | 105.85 | 18.54 | - | 124.39 | | | |
| IUP totals | | - | 274.98 | 48.21 | - | 323.19 | | | |
| IKO | 30/06/2022 | - | 79.10 | 14.31 | - | 93.41 | | | |
| IKO totals | | - | 79.10 | 14.31 | - | 93.41 | | | |
| INT0011AU | 31/12/2021 | - | 8.31 | 0.74 | - | 9.05 | | | |
| | 31/03/2022 | - | 7.21 | 0.64 | - | 7.85 | | | |
| | 30/06/2022 | - | 592.91 | 53.01 | - | 645.92 | | | |

1-15

Amos Family SF Pty Ltd ATF Amos Family Super Fund (SMA00412402)

Taxation income

01 Jul 2021 to 30 Jun 2022

Income transactions - additional information continued

| Gross foreign income | | Attributed CFC income ^(a) | Foreign net income of tax ^(b) | Foreign tax | Aust franking credits from NZ co | Gross foreign income total | Asset currency (if not AUD) | Asset currency amount | NZ franking credits from NZ co |
|----------------------|------------|--------------------------------------|--|-------------|----------------------------------|----------------------------|-----------------------------|-----------------------|--------------------------------|
| Tax date | \$ | \$ | \$ | \$ | NZ co | \$ | | | |
| INT0011AU totals | - | 608.43 | 54.39 | - | - | 662.82 | | | |
| INT0017AU | 31/12/2021 | - | 16.35 | 3.98 | - | 20.33 | | | |
| | 31/03/2022 | - | 14.57 | 3.54 | - | 18.11 | | | |
| | 30/06/2022 | - | 208.25 | 50.64 | - | 258.89 | | | |
| INT0017AU totals | - | 239.17 | 58.16 | - | - | 297.33 | | | |
| IWLD | 30/06/2022 | - | 67.76 | 9.86 | - | 77.62 | | | |
| IWLD totals | - | 67.76 | 9.86 | - | - | 77.62 | | | |
| IZZ | 21/12/2021 | - | 60.99 | 11.27 | - | 72.26 | | | |
| | 30/06/2022 | - | 29.73 | 4.75 | - | 34.48 | | | |
| IZZ totals | - | 90.72 | 16.02 | - | - | 106.74 | | | |
| RMD | 16/06/2022 | - | 4.32 | 0.76 | - | 5.08 | | | |
| RMD totals | - | 4.32 | 0.76 | - | - | 5.08 | | | |
| VEQ | 04/01/2022 | - | 26.59 | 5.14 | - | 31.73 | | | |
| | 01/04/2022 | - | 10.48 | 2.64 | - | 13.12 | | | |
| | 30/06/2022 | - | 97.66 | 17.08 | - | 114.74 | | | |
| VEQ totals | - | 134.73 | 24.86 | - | - | 159.59 | | | |
| VGE | 04/01/2022 | - | 42.73 | 8.46 | - | 51.19 | | | |
| | 01/04/2022 | - | 9.37 | 2.35 | - | 11.72 | | | |
| | 30/06/2022 | - | 26.45 | 5.53 | - | 31.98 | | | |
| VGE totals | - | 78.55 | 16.34 | - | - | 94.89 | | | |
| Totals | - | 2,593.51 | 301.18 | - | - | 2,894.69 | | | |

(a) The attributable income of a controlled foreign company (CFC).

(b) Foreign-source assessable income (other than attributed CFC income and distributed capital gains in respect of foreign CGT assets), less foreign tax.

176

Amos Family SF Pty Ltd ATF Amos Family Super Fund (SMA00412402)

Taxation income

01 Jul 2021 to 30 Jun 2022

Income transactions - additional information continued

Income accrued in previous period

| Asset | Tax date | Payment date | Total income | Cash | DRP | Tax withheld | Franking credits | Foreign income tax offsets |
|---------------|------------|--------------|--------------|-------------|-----|--------------|------------------|----------------------------|
| INT0082AU | 30/06/2021 | 15/07/2021 | \$ 0.01 | \$ 0.01 | - | - | - | - |
| Totals | | | 0.01 | 0.01 | - | - | - | - |

NCMI

There were no amounts recorded in this period.

Income summary ^(a)

| | Interest | Unfranked | Franked | Franking credits | Other Aust | Gross foreign | Trust cap gains | Non-assess | Gross excl franking credits | Aust Foreign taxes | Foreign taxes withheld | Assess non-receiv | Cash | DRP | To be received |
|------------------------------|---------------|---------------|---------------|------------------|---------------|-----------------|-----------------|---------------|-----------------------------|--------------------|------------------------|-------------------|-----------------|----------|-----------------|
| Income transactions | | | | | | | | | | | | | | | |
| Dividends | - | 119.69 | 657.50 | 281.80 | - | - | - | - | 777.19 | - | - | - | 777.19 | - | - |
| Foreign income | - | - | - | - | - | 5.08 | - | - | 5.08 | - | - | - | 4.32 | - | - |
| Trust income | 893.76 | 1.80 | 9.53 | 6.34 | 177.65 | 2,889.61 | 3,772.72 | 102.35 | 7,847.42 | - | - | 7.88 | 2,112.95 | - | 5,426.17 |
| Interest | 16.06 | - | - | - | - | - | - | - | 16.06 | - | - | - | 16.06 | - | - |
| Totals | 909.82 | 121.49 | 667.03 | 288.14 | 177.65 | 2,894.69 | 3,772.72 | 102.35 | 8,645.75 | - | - | 7.88 | 2,910.52 | - | 5,426.17 |
| Totals for all income | 909.82 | 121.49 | 667.03 | 288.14 | 177.65 | 2,894.69 | 3,772.72 | 102.35 | 8,645.75 | - | - | 7.88 | 2,910.52 | - | 5,426.17 |

(a) The income disclosed in this report is recognised on a tax-derivation basis. For more details, refer to the corresponding section of the Income tax summary report.

Amos Family SF Pty Ltd ATF Amos Family Super Fund (SMA00412402)

Cash transactions

01 Jul 2021 to 30 Jun 2022

APPLICATION MONEY

| Date | Transaction | Narration | Withdrawal | Deposit | Balance |
|---------------------------|-----------------------|--|-----------------|--------------|-----------------|
| | | | \$ | \$ | \$ |
| 01/07/2021 | Opening Balance | | | | |
| 18/10/2021 | Internal Transfer In | (Transfer in) Application money for rebalance 24347, security INT0017AU | - | 0.04 | 0.04 |
| 20/10/2021 | Internal Transfer Out | Payment of application money for rebalance 24347 | -0.04 | - | - |
| 15/11/2021 | Internal Transfer In | (Transfer in) Application money for rebalance 24483, security INT0082AU | - | 30,489.49 | 30,489.49 |
| 15/11/2021 | Internal Transfer In | (Transfer in) Application money for rebalance 24483, security INT0017AU | - | 15,963.62 | 46,453.11 |
| 15/11/2021 | Internal Transfer In | (Transfer in) Application money for rebalance 24483, security INT0002AU | - | 3,162.62 | 49,615.73 |
| 15/11/2021 | Internal Transfer In | (Transfer in) Application money for rebalance 24483, security INT0011AU | - | 25,779.31 | 75,395.04 |
| 16/11/2021 | Internal Transfer Out | Payment of application money for rebalance 24483 | -75,395.04 | - | - |
| 15/02/2022 | Internal Transfer In | (Transfer in) Application money for rebalance 24897, security INT0017AU | - | 7,871.09 | 7,871.09 |
| 17/02/2022 | Internal Transfer Out | Payment of application money for rebalance 24897 | -7,871.09 | - | - |
| 06/05/2022 | Internal Transfer In | (Transfer in) Application money for rebalance 25243, security INT0082AU | - | 7,395.88 | 7,395.88 |
| 09/05/2022 | Internal Transfer Out | Payment of application money for rebalance 25243 | -7,395.88 | - | - |
| APPLICATION MONEY summary | | | Opening balance | Deposits | Closing balance |
| | | | \$ - | \$ 90,662.05 | \$ - |
| | | | Withdrawals | | |
| | | | \$ -90,662.05 | | |

1-18

Amos Family SF Pty Ltd ATF Amos Family Super Fund (SMA00412402)

Cash transactions

01 Jul 2021 to 30 Jun 2022

MAIN CASH ACCOUNT

| Date | Transaction | Narration | Withdrawal | Deposit | Balance |
|------------|-----------------------|--|-------------|------------|------------|
| | | | \$ | \$ | \$ |
| 01/07/2021 | Opening Balance | | | | 0.84 |
| 15/07/2021 | Income | INT082AU Distribution | | 0.01 | 0.85 |
| 18/10/2021 | Internal Transfer Out | (Transfer out) Application money for rebalance 24347, security INT0017AU | -0.04 | | 0.81 |
| 20/10/2021 | Internal Transfer In | Payment of application money for rebalance 24347 | | 0.04 | 0.85 |
| 20/10/2021 | Stock Purchase | Net settlement for rebalance 24347 settling on 20/10/2021 | -0.04 | | 0.81 |
| 12/11/2021 | Deposit | BSB 342-048 Bank Receipt Ref = 21111220127792, BPAY Ref = 4124020, Consolidated Posting Ref = 1317957664 | | 400,000.00 | 400,000.81 |
| 15/11/2021 | Internal Transfer Out | (Transfer out) Application money for rebalance 24483, security INT0082AU | -30,489.49 | | 369,511.32 |
| 15/11/2021 | Internal Transfer Out | (Transfer out) Application money for rebalance 24483, security INT0017AU | -15,963.62 | | 353,547.70 |
| 15/11/2021 | Internal Transfer Out | (Transfer out) Application money for rebalance 24483, security INT0002AU | -3,162.62 | | 350,385.08 |
| 15/11/2021 | Internal Transfer Out | (Transfer out) Application money for rebalance 24483, security INT0011AU | -25,779.31 | | 324,605.77 |
| 16/11/2021 | Stock Purchase | Net settlement for rebalance 24483 settling on 16/11/2021 | -75,398.39 | | 249,207.38 |
| 16/11/2021 | Internal Transfer In | Payment of application money for rebalance 24483 | | 75,395.04 | 324,602.42 |
| 17/11/2021 | Stock Purchase | Net settlement for rebalance 24483 settling on 17/11/2021 | -306,443.15 | | 18,159.27 |
| 01/12/2021 | Interest Receipt | Monthly Interest | | 5.53 | 18,164.80 |
| 09/12/2021 | Portfolio Fee | Non advice Fees for the month ended 30 Nov 2021 | -168.60 | | 17,996.20 |
| 16/12/2021 | Stock Purchase | Net settlement for rebalance 24635 settling on 16/12/2021 | -3,145.71 | | 14,850.49 |
| 16/12/2021 | Income | AAA Dividend | | 3.30 | 14,853.79 |
| 16/12/2021 | Income | QPON Dividend | | 13.28 | 14,867.07 |

1/19

Amos Family SF Pty Ltd ATF Amos Family Super Fund (SMA00412402)

Cash transactions

01 Jul 2021 to 30 Jun 2022

MAIN CASH ACCOUNT continued

| Date | Transaction | Narration | Withdrawal | Deposit | Balance |
|------------|-----------------------|--|------------|----------|-----------|
| | | | \$ | \$ | \$ |
| 16/12/2021 | Income | BILL Dividend | - | 0.23 | 14,867.30 |
| 17/12/2021 | Stock Sell | Net settlement for rebalance 24635 settling on 17/12/2021 | - | 3,078.25 | 17,945.55 |
| 03/01/2022 | Interest Receipt | Monthly Interest | - | 1.59 | 17,947.14 |
| 05/01/2022 | Income | IJP Dividend | - | 169.13 | 18,116.27 |
| 05/01/2022 | Income | IZZ Dividend | - | 60.99 | 18,177.26 |
| 05/01/2022 | Income | IEU Dividend | - | 54.29 | 18,231.55 |
| 05/01/2022 | Income | IEM Dividend | - | 59.29 | 18,290.84 |
| 11/01/2022 | Portfolio Fee | Non advice Fees for the month ended 31 Dec 2021 | -272.37 | - | 18,018.47 |
| 18/01/2022 | Income | BILL Dividend | - | 0.23 | 18,018.70 |
| 18/01/2022 | Income | IAF Dividend | - | 195.94 | 18,214.64 |
| 18/01/2022 | Income | INT0017AU Distribution | - | 67.48 | 18,282.12 |
| 18/01/2022 | Income | INT0011AU Distribution | - | 31.76 | 18,313.88 |
| 19/01/2022 | Income | FUEL Dividend | - | 506.20 | 18,820.08 |
| 19/01/2022 | Income | F100 Dividend | - | 343.14 | 19,163.22 |
| 19/01/2022 | Income | AAA Dividend | - | 3.21 | 19,166.43 |
| 19/01/2022 | Income | VEQ Dividend | - | 27.20 | 19,193.63 |
| 19/01/2022 | Income | VGE Dividend | - | 44.08 | 19,237.71 |
| 19/01/2022 | Income | QPON Dividend | - | 12.54 | 19,250.25 |
| 25/01/2022 | Stock Purchase | Net settlement for rebalance 24801 settling on 25/01/2022 | -2,444.12 | - | 16,806.13 |
| 01/02/2022 | Interest Receipt | Monthly Interest | - | 1.35 | 16,807.48 |
| 08/02/2022 | Portfolio Fee | Non advice Fees for the month ended 31 Jan 2022 | -273.99 | - | 16,533.49 |
| 15/02/2022 | Internal Transfer Out | (Transfer out) Application money for rebalance 24897, security INT0017AU | -7,871.09 | - | 8,662.40 |
| 16/02/2022 | Income | AAA Dividend | - | 2.50 | 8,664.90 |
| 16/02/2022 | Income | QPON Dividend | - | 12.43 | 8,677.33 |
| 17/02/2022 | Stock Sell | Net settlement for rebalance 24897 settling on 17/02/2022 | - | 7,798.67 | 16,476.00 |

120

Amos Family SF Pty Ltd ATF Amos Family Super Fund (SMA00412402)

Cash transactions

01 Jul 2021 to 30 Jun 2022

MAIN CASH ACCOUNT continued

| Date | Transaction | Narration | Withdrawal | Deposit | Balance |
|------------|----------------------|---|------------|-----------|-----------|
| | | | \$ | \$ | \$ |
| 17/02/2022 | Stock Purchase | Net settlement for rebalance 24897 settling on 17/02/2022 | -7,871.36 | - | 8,604.64 |
| 17/02/2022 | Internal Transfer In | Payment of application money for rebalance 24897 | - | 7,871.09 | 16,475.73 |
| 18/02/2022 | Income | BILL Dividend | - | 0.22 | 16,475.95 |
| 22/02/2022 | Stock Sell | Net settlement for rebalance 24918 settling on 22/02/2022 | - | 97.71 | 16,573.66 |
| 22/02/2022 | Stock Sell | IKO Deferred Settlement | - | 3,856.40 | 20,430.06 |
| 23/02/2022 | Stock Purchase | IKO Deferred Settlement | -3,856.40 | - | 16,573.66 |
| 28/02/2022 | Income | GPT_GPT Dividend | - | 61.48 | 16,635.14 |
| 01/03/2022 | Interest Receipt | Monthly Interest | - | 1.16 | 16,636.30 |
| 09/03/2022 | Portfolio Fee | Non advice Fees for the month ended 28 Feb 2022 | -255.45 | - | 16,380.85 |
| 10/03/2022 | Stock Sell | Net settlement for rebalance 24996 settling on 10/03/2022 | - | 18.98 | 16,399.83 |
| 16/03/2022 | Income | AAA Dividend | - | 2.12 | 16,401.95 |
| 16/03/2022 | Income | QPON Dividend | - | 7.47 | 16,409.42 |
| 18/03/2022 | Income | BILL Dividend | - | 0.27 | 16,409.69 |
| 21/03/2022 | Stock Sell | Net settlement for rebalance 25046 settling on 21/03/2022 | - | 757.36 | 17,167.05 |
| 21/03/2022 | Stock Sell | Net settlement for rebalance 25046 settling on 21/03/2022 | - | 11,421.40 | 28,588.45 |
| 21/03/2022 | Stock Purchase | Net settlement for rebalance 25046 settling on 21/03/2022 | -11,439.84 | - | 17,148.61 |
| 21/03/2022 | Stock Sell | IWLD Deferred Settlement | - | 3,889.86 | 21,038.47 |
| 22/03/2022 | Stock Purchase | Net settlement for rebalance 25050 settling on 22/03/2022 | -843.53 | - | 20,194.94 |
| 22/03/2022 | Stock Purchase | IWLD Deferred Settlement | -3,889.86 | - | 16,305.08 |
| 23/03/2022 | Income | WPL Dividend | - | 336.16 | 16,641.24 |
| 24/03/2022 | Income | IAG Dividend | - | 46.32 | 16,687.56 |
| 24/03/2022 | Income | MPL Dividend | - | 103.03 | 16,790.59 |
| 30/03/2022 | Income | CBA Dividend | - | 49.00 | 16,839.59 |

1-21

Amos Family SF Pty Ltd ATF Amos Family Super Fund (SMA00412402)

Cash transactions

01 Jul 2021 to 30 Jun 2022

MAIN CASH ACCOUNT continued

| Date | Transaction | Narration | Withdrawal | Deposit | Balance |
|------------|-----------------------|--|------------|-----------|-----------|
| | | | \$ | \$ | \$ |
| 31/03/2022 | Income | NCM Dividend | - | 15.25 | 16,854.84 |
| 01/04/2022 | Interest Receipt | Monthly Interest | - | 1.33 | 16,856.17 |
| 08/04/2022 | Portfolio Fee | Non advice Fees for the month ended 31 Mar. 2022 | -267.60 | - | 16,588.57 |
| 12/04/2022 | Income | INT0017AU Distribution | - | 60.15 | 16,648.72 |
| 12/04/2022 | Income | INT0011AU Distribution | - | 27.55 | 16,676.27 |
| 14/04/2022 | Income | BXB Dividend | - | 104.82 | 16,781.09 |
| 20/04/2022 | Income | VEQ Dividend | - | 13.17 | 16,794.26 |
| 20/04/2022 | Income | AAA Dividend | - | 2.65 | 16,796.91 |
| 20/04/2022 | Income | QPON Dividend | - | 8.14 | 16,805.05 |
| 20/04/2022 | Income | VEG Dividend | - | 12.35 | 16,817.40 |
| 20/04/2022 | Income | VAF Dividend | - | 58.27 | 16,875.67 |
| 21/04/2022 | Income | IAF Dividend | - | 224.28 | 17,099.95 |
| 21/04/2022 | Income | BILL Dividend | - | 1.52 | 17,101.47 |
| 02/05/2022 | Interest Receipt | Monthly Interest | - | 1.36 | 17,102.83 |
| 06/05/2022 | Internal Transfer Out | (Transfer out) Application money for rebalance 25243, security INT0082AU | -7,395.88 | - | 9,706.95 |
| 09/05/2022 | Portfolio Fee | Non advice Fees for the month ended 30 Apr 2022 | -260.47 | - | 9,446.48 |
| 09/05/2022 | Stock Purchase | Net settlement for rebalance 25243 settling on 09/05/2022 | -7,395.73 | - | 2,050.75 |
| 09/05/2022 | Internal Transfer In | Payment of application money for rebalance 25243 | - | 7,395.88 | 9,446.63 |
| 10/05/2022 | Stock Sell | Net settlement for rebalance 25243 settling on 10/05/2022 | - | 14,510.99 | 23,957.62 |
| 10/05/2022 | Stock Purchase | Net settlement for rebalance 25243 settling on 10/05/2022 | -7,182.59 | - | 16,775.03 |
| 17/05/2022 | Income | BILL Dividend | - | 1.92 | 16,776.95 |
| 17/05/2022 | Income | AAA Dividend | - | 2.63 | 16,779.58 |
| 17/05/2022 | Income | QPON Dividend | - | 7.92 | 16,787.50 |

122

Amos Family SF Pty Ltd ATF Amos Family Super Fund (SMA00412402)

Cash transactions

01 Jul 2021 to 30 Jun 2022

MAIN CASH ACCOUNT continued

| Date | Transaction | Narration | Withdrawal | Deposit | Balance | | | | | | | | |
|--|------------------|---|----------------|-----------|---------------|-----------------|--------------|-------------|----------------|----------|---------------|-----------------|--------------|
| 19/05/2022 | Stock Sell | Net settlement for rebalance 25289 settling on 19/05/2022 | \$ - | \$ 269.26 | 17,056.76 | | | | | | | | |
| 01/06/2022 | Interest Receipt | Monthly Interest | - | 3.74 | 17,060.50 | | | | | | | | |
| 08/06/2022 | Portfolio Fee | Non advice Fees for the month ended 31 May 2022 | -263.94 | - | 16,796.56 | | | | | | | | |
| 16/06/2022 | Portfolio Fee | Expense recovery SMA | -95.00 | - | 16,701.56 | | | | | | | | |
| 16/06/2022 | Income | RMD Dividend | - | 4.32 | 16,705.88 | | | | | | | | |
| 16/06/2022 | Income | BILL Dividend | - | 8.03 | 16,713.91 | | | | | | | | |
| 17/06/2022 | Income | AAA Dividend | - | 5.59 | 16,719.50 | | | | | | | | |
| 23/06/2022 | Stock Purchase | Net settlement for rebalance 25430 settling on 23/06/2022 | -1,751.37 | - | 14,968.13 | | | | | | | | |
| 24/06/2022 | Income | WBC Dividend | - | 122.61 | 15,090.74 | | | | | | | | |
| <table border="0" style="width: 100%;"> <tr> <td style="width: 30%;">Opening balance</td> <td style="width: 10%;">\$ 0.84</td> <td style="width: 15%;">Withdrawals</td> <td style="width: 10%;">\$ -524,181.56</td> <td style="width: 10%;">Deposits</td> <td style="width: 10%;">\$ 539,271.46</td> <td style="width: 15%;">Closing balance</td> <td style="width: 10%;">\$ 15,090.74</td> </tr> </table> | | | | | | Opening balance | \$ 0.84 | Withdrawals | \$ -524,181.56 | Deposits | \$ 539,271.46 | Closing balance | \$ 15,090.74 |
| Opening balance | \$ 0.84 | Withdrawals | \$ -524,181.56 | Deposits | \$ 539,271.46 | Closing balance | \$ 15,090.74 | | | | | | |
| MAIN CASH ACCOUNT summary | | | | | | | | | | | | | |

1.23

Amos Family SF Pty Ltd ATF Amos Family Super Fund (SMA00412402)

Realised CGT

01 Jul 2021 to 30 Jun 2022

Disposals of CGT assets

| Capital gain using the different calculation methods | | | | | | | | | | | | | | | |
|---|------------|---------------|------------|---------------|------------------|------------------------------|--------------|------------------|-----------------|--------------------------------|--------------|-----------------|-------------------------|----------------|----------------------|
| Asset | Tax date | Purchase date | Sale date | Sale quantity | Actual cost | Adjusted cost ^(a) | Indexed cost | Sale proceeds | Gross gain | Discounted gain ^(b) | Indexed gain | Other gain | CGT gain ^(c) | CGT loss | CGT exempt gain/loss |
| | | | | | \$ | \$ | \$ | \$ | \$ | \$ | \$ | \$ | \$ | \$ | \$ |
| THE A2 MILK COMPANY LIMITED FPO | | | | | | | | | | | | | | | |
| A2M | 15/11/2021 | 15/11/2021 | 18/03/2022 | 388 | 2,451.74 | 2,451.74 | NA | 2,079.44 | - | NA | NA | NA | NA | -372.30 | NA |
| A2M totals | | | | 388 | 2,451.74 | 2,451.74 | NA | 2,079.44 | - | NA | NA | NA | NA | -372.30 | NA |
| ISHARES CORE CASH ETF | | | | | | | | | | | | | | | |
| BILL | 15/11/2021 | 15/11/2021 | 21/01/2022 | 33 | 3,309.34 | 3,309.34 | NA | 3,305.57 | - | NA | NA | NA | NA | -3.77 | NA |
| | 15/11/2021 | 15/11/2021 | 08/03/2022 | 28 | 2,807.93 | 2,807.93 | NA | 2,804.49 | - | NA | NA | NA | NA | -3.44 | NA |
| | 15/11/2021 | 15/11/2021 | 17/03/2022 | 114 | 11,432.28 | 11,432.28 | NA | 11,421.40 | - | NA | NA | NA | NA | -10.88 | NA |
| | 15/11/2021 | 15/11/2021 | 21/06/2022 | 37 | 3,710.48 | 3,710.48 | NA | 3,705.40 | - | NA | NA | NA | NA | -5.08 | NA |
| BILL totals | | | | 212 | 21,260.03 | 21,260.03 | NA | 21,236.86 | - | NA | NA | NA | NA | -23.17 | NA |
| BETASHARES GLOBAL ENERGY COMPANIES ETF - CURRENCY HEDGED | | | | | | | | | | | | | | | |
| FUEL | 15/11/2021 | 15/11/2021 | 21/01/2022 | 769 | 3,715.99 | 3,715.99 | NA | 3,881.47 | 165.48 | NA | NA | 165.48 | 165.48 | NA | NA |
| | 15/11/2021 | 15/11/2021 | 15/02/2022 | 1,447 | 6,992.25 | 6,992.25 | NA | 7,798.67 | 806.42 | NA | NA | 806.42 | 806.42 | NA | NA |
| | 15/11/2021 | 15/11/2021 | 18/02/2022 | 735 | 3,551.70 | 3,551.70 | NA | 3,944.35 | 392.65 | NA | NA | 392.65 | 392.65 | NA | NA |
| | 15/11/2021 | 15/11/2021 | 17/05/2022 | 1,245 | 6,016.14 | 6,016.14 | NA | 7,875.90 | 1,859.76 | NA | NA | 1,859.76 | 1,859.76 | NA | NA |
| FUEL totals | | | | 4,196 | 20,276.08 | 20,276.08 | NA | 23,500.39 | 3,224.31 | NA | NA | 3,224.31 | 3,224.31 | NA | NA |
| MORNINGSTAR AUSTRALIAN SHARES FUND Z | | | | | | | | | | | | | | | |
| INT0002AU | 15/11/2021 | 15/11/2021 | 14/12/2021 | 2,382.07 | 3,163.29 | 3,163.29 | NA | 3,078.25 | - | NA | NA | NA | NA | -85.04 | NA |
| INT0002AU totals | | | | 2,382.07 | 3,163.29 | 3,163.29 | NA | 3,078.25 | - | NA | NA | NA | NA | -85.04 | NA |
| BETASHARES AUSTRALIAN BANK SENIOR FLOATING RATE BOND ETF | | | | | | | | | | | | | | | |
| QPON | 15/11/2021 | 15/11/2021 | 18/02/2022 | 306 | 7,914.39 | 7,914.39 | NA | 7,888.30 | - | NA | NA | NA | NA | -26.09 | NA |
| | 15/11/2021 | 15/11/2021 | 06/05/2022 | 569 | 14,716.63 | 14,716.63 | NA | 14,510.99 | - | NA | NA | NA | NA | -205.64 | NA |
| QPON totals | | | | 875 | 22,631.02 | 22,631.02 | NA | 22,399.29 | - | NA | NA | NA | NA | -231.73 | NA |
| WESTPAC BANKING CORPORATION FPO | | | | | | | | | | | | | | | |
| WBC | 15/11/2021 | 15/11/2021 | 17/03/2022 | 80 | 1,828.36 | 1,828.36 | NA | 1,898.92 | 70.56 | NA | NA | 70.56 | 70.56 | NA | NA |
| WBC totals | | | | 80 | 1,828.36 | 1,828.36 | NA | 1,898.92 | 70.56 | NA | NA | 70.56 | 70.56 | NA | NA |
| WOODSIDE PETROLEUM LTD FPO | | | | | | | | | | | | | | | |
| WPL | 15/11/2021 | 15/11/2021 | 17/03/2022 | 78 | 1,758.68 | 1,758.68 | NA | 2,381.08 | 622.40 | NA | NA | 622.40 | 622.40 | NA | NA |
| WPL totals | | | | 78 | 1,758.68 | 1,758.68 | NA | 2,381.08 | 622.40 | NA | NA | 622.40 | 622.40 | NA | NA |
| Disposals of CGT asset totals | | | | | 73,369.20 | 73,369.20 | NA | 76,574.23 | 3,917.27 | NA | NA | 3,917.27 | 3,917.27 | -712.24 | NA |

1.29

Amos Family SF Pty Ltd ATF Amos Family Super Fund (SMA00412402)

Realised CGT

01 Jul 2021 to 30 Jun 2022

(a) Variances between Adjusted cost and Actual cost

Where the 'Sale proceeds' in respect of the CGT parcel are equal to or less than its reduced cost base, its reduced cost base is disclosed as the adjusted cost; otherwise, its cost base is disclosed as the adjusted cost. For more details, refer to the 'Adjusted cost' subsection in this report.

(b) Gains calculated using discounted method

The capital gain calculated using the discount method, after having applied the 33.33% CGT discount rate appropriate to the tax entity type of this portfolio.

(c) CGT gain calculation method

The CGT gain is calculated based on what is optimal for the disposal method selected. In some cases the indexed gain is used to optimise the use of losses.

The CGT gain calculated from a less than optimal method is shown in italics for information purposes only and is excluded from the totals for the portfolio. NA is shown if a calculation method is not applicable.

Trust CGT distributions

| Asset | Tax date | Gross gain (b) \$ | Discounted gain (a)(b) \$ | Indexed gain (a) \$ | Other gain (a) \$ | CGT gain/loss \$ | Pre-CGT gain/loss \$ |
|--|------------|-------------------|---------------------------|---------------------|-------------------|------------------|----------------------|
| BETASHARES GLOBAL ENERGY COMPANIES ETF - CURRENCY HEDGED | | | | | | | |
| FUEL | 04/01/2022 | 505.78 | 337.19 | - | - | 337.19 | - |
| FUEL totals | | 505.78 | 337.19 | - | - | 337.19 | - |
| GPT GROUP STAPLED SECURITIES FULLY PAID - GPT | | | | | | | |
| GPT_GPT | 17/02/2022 | 3.72 | 2.48 | - | - | 2.48 | - |
| GPT_GPT totals | | 3.72 | 2.48 | - | - | 2.48 | - |
| ISHARES MSCI EMERGING MARKETS ETF | | | | | | | |
| IEM | 30/06/2022 | 3.14 | 2.09 | - | - | 2.09 | - |
| IEM totals | | 3.14 | 2.09 | - | - | 2.09 | - |
| MORNINGSTAR MULTI ASSET RL RET FD - CL Z | | | | | | | |
| INT0011AU | 31/12/2021 | 20.60 | 13.73 | - | - | 13.73 | - |
| | 31/03/2022 | 17.88 | 11.92 | - | - | 11.92 | - |
| | 30/06/2022 | 1,469.30 | 979.53 | - | - | 979.53 | - |
| INT0011AU totals | | 1,507.78 | 1,005.19 | - | - | 1,005.19 | - |
| MORNINGSTAR INTERNATIONAL SHARES UNHGDG Z | | | | | | | |
| INT0017AU | 31/12/2021 | 47.68 | 31.79 | - | - | 31.79 | - |
| | 31/12/2021 | 0.06 | - | - | 0.06 | 0.06 | - |
| | 31/03/2022 | 42.50 | 28.33 | - | - | 28.33 | - |
| | 31/03/2022 | 0.06 | - | - | 0.06 | 0.06 | - |
| | 30/06/2022 | 607.30 | 404.87 | - | - | 404.87 | - |
| | 30/06/2022 | 0.80 | - | - | 0.80 | 0.80 | - |
| INT0017AU totals | | 698.40 | 464.99 | - | 0.92 | 465.91 | - |
| ISHARES CORE MSCI WORLD EX AUS ESG LEADERS ETF | | | | | | | |

1.25

Amos Family SF Pty Ltd ATF Amos Family Super Fund (SMA00412402)

Realised CGT

01 Jul 2021 to 30 Jun 2022

Trust CGT distributions continued

| Asset | Tax date | Gross gain (a) \$ | Discounted gain (a)(b) \$ | Indexed gain (a) \$ | Other gain (a) \$ | CGT gain/loss \$ | Pre-CGT gain/loss \$ |
|--|------------|-------------------|---------------------------|---------------------|-------------------|------------------|----------------------|
| IWLD | 30/06/2022 | 16.91 | - | - | 16.91 | 16.91 | |
| IWLD totals | | 16.91 | - | - | 16.91 | 16.91 | |
| ISHARES CHINA LARGE-CAP ETF | | | | | | | |
| IZZ | 30/06/2022 | 0.18 | 0.12 | - | - | 0.12 | |
| IZZ totals | | 0.18 | 0.12 | - | - | 0.12 | |
| MORNINGSTAR INTERNATIONAL SHARES ACTIVE ETF (MANAGED FUND) | | | | | | | |
| MSTR | 30/06/2022 | 1,025.60 | 683.73 | - | - | 683.73 | |
| | 30/06/2022 | 0.42 | - | - | 0.42 | 0.42 | |
| MSTR totals | | 1,026.02 | 683.73 | - | 0.42 | 684.15 | |
| VANGUARD FTSE EUROPE SHARES ETF | | | | | | | |
| VEQ | 04/01/2022 | 0.20 | 0.13 | - | - | 0.13 | |
| | 01/04/2022 | 0.90 | 0.60 | - | - | 0.60 | |
| | 30/06/2022 | 0.60 | 0.40 | - | - | 0.40 | |
| VEQ totals | | 1.70 | 1.13 | - | - | 1.13 | |
| VANGUARD FTSE EMERGING MARKETS SHARES ETF | | | | | | | |
| VGE | 04/01/2022 | 1.12 | 0.75 | - | - | 0.75 | |
| | 01/04/2022 | 2.98 | 1.99 | - | - | 1.99 | |
| | 30/06/2022 | 5.00 | 3.33 | - | - | 3.33 | |
| VGE totals | | 9.10 | 6.07 | - | - | 6.07 | |
| Trust CGT distribution totals | | 3,772.73 | 2,502.99 | - | 18.25 | 2,521.24 | |

(a) These amounts include distributed capital gain tax credits. Refer to the Taxable income section for a detailed breakdown.

(b) A discount of 33.33% has been applied as determined by the portfolio's tax type.

1-26

Amos Family SF Pty Ltd ATF Amos Family Super Fund (SMA00412402)

Realised CGT

01 Jul 2021 to 30 Jun 2022

Summary of CGT gains/losses

| | Carried forward from prior years | Current year losses | Total | Discounted | Indexed | Other |
|----------------------------|---------------------------------------|---------------------|-----------------|-----------------|---------|-----------------|
| Losses available to offset | | | \$ | \$ | \$ | \$ |
| | | | -712.24 | | | |
| | | Total | -712.24 | | | |
| CGT gains | Disposals of CGT assets | | 3,917.27 | - | - | 3,917.27 |
| | Trust CGT distributions | | 3,772.73 | 3,754.48 | - | 18.25 |
| | CGT gain before losses applied | | 7,690.00 | 3,754.48 | - | 3,935.52 |
| | Losses applied | | -712.24 | - | - | -712.24 |
| | CGT gain after losses applied | | 6,977.76 | 3,754.48 | - | 3,223.28 |
| | Discount applied ^(a) | | -1,251.49 | -1,251.49 | NA | NA |
| Net capital gain | | | 5,726.27 | 2,502.99 | - | 3,223.28 |

(a) The 'CGT gain after losses applied' amount multiplied by a 33.33% CGT discount rate appropriate to the tax entity type of the portfolio.

1.27

Amos Family SF Pty Ltd ATF Amos Family Super Fund (SMA00412402)

Expenses

01 Jul 2021 to 30 Jun 2022

Expenses

| Expense type | Tax date | Total incl GST \$ | GST \$ | Pre-ECPI deductible % | Pre-ECPI deductible \$ | Pre-ECPI non-deductible \$ | Narration |
|-----------------------------------|------------|----------------------|---------------|-----------------------------|------------------------------|----------------------------------|---|
| Investment expenses | | | | | | | |
| Portfolio management fees | 9/12/2021 | 168.60 (a) | 15.33 | 100% | 168.60 | - | Non advice Fees for the month ended 30 Nov 2021 |
| | 11/01/2022 | 272.37 (a) | 24.76 | 100% | 272.37 | - | Non advice Fees for the month ended 31 Dec 2021 |
| | 8/02/2022 | 273.99 (a) | 24.91 | 100% | 273.99 | - | Non advice Fees for the month ended 31 Jan 2022 |
| | 9/03/2022 | 255.45 (a) | 23.22 | 100% | 255.45 | - | Non advice Fees for the month ended 28 Feb 2022 |
| | 8/04/2022 | 267.60 (a) | 24.33 | 100% | 267.60 | - | Non advice Fees for the month ended 31 Mar 2022 |
| | 9/05/2022 | 260.47 (a) | 23.68 | 100% | 260.47 | - | Non advice Fees for the month ended 30 Apr 2022 |
| | 8/06/2022 | 263.94 (a) | 23.99 | 100% | 263.94 | - | Non advice Fees for the month ended 31 May 2022 |
| Totals | 16/06/2022 | 95.00 (a) | 8.64 | 100% | 95.00 | - | Expense recovery SMA |
| Investment expenses totals | | 1,857.42 | 168.86 | | 1,857.42 | - | |
| Total expenses | | 1,857.42 | 168.86 | | 1,857.42 | - | |

(a) These expenses were paid from a cash book within the portfolio. All other expenses were paid from an external bank account.

The total expenses amount for taxation purposes may be different from the total expenses amount displayed in performance reports. Performance is reported on an accrual basis and therefore includes expenses with an effective date within the specified period.

The Tax statement reports expenses based on actual tax dates.

When comparing your fees in your Tax statement and Annual statement, please be aware that 'Portfolio management fees' in the Tax statement are referred to as 'Model fees' and 'Non-advice fees' in the Annual statement.

1-28

Important Information

Praemium Australia Limited (ABN 92117611784, AFSL 297456) is the responsible entity (us, our or we) of the Separately Managed Accounts ARSN 114 818 530 (the Scheme). In preparing this document, whilst reasonable care has been taken, to the maximum extent permitted by law, neither we nor any of our related parties, directors and officers, accept responsibility for any loss suffered by any person acting in reliance on the information contained in this document. This document has been prepared for general information purposes and does not consider the investment objectives, financial situation or particular needs of any particular person. Past performance is not necessarily indicative of future performance. Before making any investment, in the Scheme or particular financial products, you should seek professional advice and read the relevant Product Disclosure Statement.

All figures, information and illustrations are as at 30 June 2022 unless stated otherwise.

If you have any enquires or require further information, you can either call Praemium on 1800 571 881, write to us PO Box 322, Collins Street West, Melbourne VIC 8007 or send it by email to support@praemium.com.au.

If you have a complaint relating to your investment in the SMA, you can either call Praemium on 1800 571 881 or write to our Complaints Handling Officer at Praemium, PO Box 322, Collins Street West, Melbourne VIC 8007; or send it by email to complaints@praemium.com.au. Please provide us with all information relevant to the complaint that is in your possession or control. We will acknowledge receipt of the complaint as soon as practicable no later than 24 hours (or one business day) of its receipt. We will deal with any complaint and respond to you as soon as practicable and may ask you for further information that we think is necessary to enable us to properly consider the complaint. If we cannot resolve the matter within 30 days of receiving your complaint, we will provide a written response to explain our assessment. If an issue has not been resolved to your satisfaction, you may lodge a complaint with the Australian Financial Complaints Authority, or AFCA of which we are a member. AFCA provides fair and independent financial services complaint resolution that is free to consumers.

The AFCA contact details are: Mail: GPO Box 3, Melbourne, Victoria, 3001 Telephone: 1800 931 678 Website: www.afca.org.au Email: info@afca.org.au

Taxation

Actual Cost Details Not Supplied

Please note that where the Actual Cost details for a capital gains tax asset have not been supplied, the report may not correctly reflect the portfolio's financial position. Reports such as the Realised Report, the Unrealised Report and the Portfolio Valuation will need to be reassessed taking into account the missing cost information.

Taxation of Financial Arrangements (TOFA)

The system does not currently take the TOFA rules into consideration in the preparation of the report. Users need to ascertain the taxation implications on their investments where the TOFA rules mandatorily apply or where a voluntary election has been made to apply the TOFA rules. Users need to seek independent taxation advice in relation to the application of the TOFA rules.

1-29

Contributions Breakdown Report

For The Period 01 July 2021 - 30 June 2022



Summary

| Member | D.O.B | Age (at 30/06/2021) | Total Super Balance (at 30/06/2021) *1 | Concessional | Non-Concessional | Other | Reserves | Total |
|---------------------|------------|------------------------|---|------------------|------------------|-------------|-------------|------------------|
| Amos, Keith Richard | 05/08/1974 | 46 | 266,612.81 | 18,277.71 | 0.00 | 0.00 | 0.00 | 18,277.71 |
| Amos, Nicole Cherie | 04/07/1974 | 46 | 232,459.25 | 6,466.50 | 0.00 | 0.00 | 0.00 | 6,466.50 |
| All Members | | | | 24,744.21 | 0.00 | 0.00 | 0.00 | 24,744.21 |

*1 TSB can include information external to current fund's transaction records. The amount is per individual across all funds.

Contribution Caps

| Member | Contribution Type | Contributions | Cap | Current Position |
|---------------------|--|---------------|------------|----------------------|
| Amos, Keith Richard | Concessional (5 year carry forward cap available) | 18,277.71 | 56,053.74 | 37,776.03 Below Cap |
| | Non-Concessional | 0.00 | 110,000.00 | 110,000.00 Below Cap |
| Amos, Nicole Cherie | Concessional (5 year carry forward cap available) | 6,466.50 | 84,830.32 | 78,363.82 Below Cap |
| | Non-Concessional | 0.00 | 110,000.00 | 110,000.00 Below Cap |

Carry Forward Unused Concessional Contribution Cap

| Member | 2017 | 2018 | 2019 | 2020 | 2021 | 2022 | Current Position |
|----------------------------------|-----------|-----------|-----------|-----------|-----------|------------|---------------------|
| Amos, Keith Richard | | | | | | | |
| Concessional Contribution Cap | 30,000.00 | 25,000.00 | 25,000.00 | 25,000.00 | 25,000.00 | 27,500.00 | |
| Concessional Contribution | 0.00 | 0.00 | 11,733.71 | 17,262.63 | 17,449.92 | 18,277.71 | |
| Unused Concessional Contribution | 0.00 | 0.00 | 13,266.29 | 7,737.37 | 7,550.08 | 9,222.29 | |
| Cumulative Carry Forward Unused | N/A | N/A | 0.00 | 13,266.29 | 21,003.66 | 28,553.74 | |
| Maximum Cap Available | 30,000.00 | 25,000.00 | 25,000.00 | 38,266.29 | 46,003.66 | 56,053.74 | 37,776.03 Below Cap |
| Total Super Balance | 0.00 | 0.00 | 0.00 | 0.00 | 0.00 | 266,612.81 | |

Amos, Nicole Cherie

| | | | | | | |
|----------------------------------|-----------|-----------|-----------|-----------|------------|---------------------|
| Concessional Contribution Cap | 30,000.00 | 25,000.00 | 25,000.00 | 25,000.00 | 25,000.00 | 27,500.00 |
| Concessional Contribution | 0.00 | 5,756.41 | 6,697.27 | 5,216.00 | 6,466.50 | |
| Unused Concessional Contribution | 0.00 | 19,243.59 | 18,302.73 | 19,784.00 | 21,033.50 | |
| Cumulative Carry Forward Unused | N/A | 0.00 | 19,243.59 | 37,546.32 | 57,330.32 | |
| Maximum Cap Available | 30,000.00 | 25,000.00 | 44,243.59 | 62,546.32 | 84,830.32 | 78,363.82 Below Cap |
| Total Super Balance | 0.00 | 0.00 | 0.00 | 0.00 | 232,459.25 | |

NCC Bring Forward Caps

| Member | Bring Forward Cap | 2019 | 2020 | 2021 | 2022 | Total | Current Position |
|---------------------|-------------------|----------|------|--------|------|-------|-----------------------------|
| Amos, Keith Richard | N/A | 4,599.93 | 0.00 | 191.34 | 0.00 | N/A | Bring Forward Not Triggered |
| Amos, Nicole Cherie | N/A | 0.00 | 0.00 | 0.00 | 0.00 | N/A | Bring Forward Not Triggered |

Amos, Keith Richard

| Date | Transaction Description | Ledger Data | | | SuperStream Data | | | | | |
|------------|------------------------------|--------------|----------------|-------|------------------|--------------|-------------------------|--------------|-------------|-------|
| | | Concessional | Non-Concession | Other | Reserves | Contribution | Employer | Concessional | Non-Concess | Other |
| 05/07/2021 | SuperChoice P/L PC020721- | 681.91 | | | Employer | Employer | DEPARTMENT OF EDUCATION | 681.91 | | |
| 19/07/2021 | SuperChoice P/L PC160721- | 695.48 | | | Employer | Employer | DEPARTMENT OF EDUCATION | 695.48 | | |
| 02/08/2021 | SuperChoice P/L PC300721- | 695.48 | | | Employer | Employer | DEPARTMENT OF EDUCATION | 695.48 | | |
| 16/08/2021 | SuperChoice P/L PC130821- | 695.48 | | | Employer | Employer | DEPARTMENT OF EDUCATION | 695.48 | | |
| 30/08/2021 | SuperChoice P/L PC270821- | 695.48 | | | Employer | Employer | DEPARTMENT OF EDUCATION | 695.48 | | |
| 13/09/2021 | SuperChoice P/L PC100921- | 695.48 | | | Employer | Employer | DEPARTMENT OF EDUCATION | 695.48 | | |
| 27/09/2021 | SuperChoice P/L PC240921- | 695.48 | | | Employer | Employer | DEPARTMENT OF EDUCATION | 695.48 | | |
| 12/10/2021 | SuperChoice P/L PC081021- | 695.48 | | | Employer | Employer | DEPARTMENT OF EDUCATION | 695.48 | | |
| | 094095896 50 | | | | | | | | | |

| | | | | | | |
|------------|--|----------|--------|----------|----------------------------|--------|
| 25/10/2021 | SuperChoice P/L PC221021- 038676113 50 | Employer | 695.48 | Employer | DEPARTMENT OF EDUCATION | 695.48 |
| 08/11/2021 | SuperChoice P/L PC051121- 071603501 50 | Employer | 695.48 | Employer | DEPARTMENT OF EDUCATION | 695.48 |
| 22/11/2021 | SuperChoice P/L PC191121- 071618019 50 | Employer | 695.48 | Employer | DEPARTMENT OF EDUCATION | 695.48 |
| 06/12/2021 | SuperChoice P/L PC031221- 071633432 50 | Employer | 695.48 | Employer | DEPARTMENT OF EDUCATION | 695.48 |
| 20/12/2021 | SuperChoice P/L PC171221- 071647851 50 | Employer | 695.48 | Employer | DEPARTMENT OF EDUCATION | 695.48 |
| 24/12/2021 | SuperChoice P/L PC231221- 016959408 50 | Employer | 695.48 | Employer | DEPARTMENT OF EDUCATION | 695.48 |
| 17/01/2022 | SuperChoice P/L PC140122- 062852684 50 | Employer | 712.88 | Employer | DEPARTMENT OF EDUCATION | 712.88 |
| 31/01/2022 | SuperChoice P/L PC280122- 062867414 50 | Employer | 712.88 | Employer | DEPARTMENT OF EDUCATION | 712.88 |
| 14/02/2022 | SuperChoice P/L PC110222- 062882092 50 | Employer | 712.88 | Employer | DEPARTMENT OF EDUCATION | 712.88 |
| 28/02/2022 | SuperChoice P/L PC250222- 062896659 50 | Employer | 712.88 | Employer | DEPARTMENT OF EDUCATION | 712.88 |
| 14/03/2022 | SuperChoice P/L PC110322- 063469810 50 | Employer | 712.88 | Employer | DEPARTMENT OF EDUCATION | 712.88 |
| 28/03/2022 | SuperChoice P/L PC250322- 063484571 50 | Employer | 712.88 | Employer | DEPARTMENT OF EDUCATION | 712.88 |
| 11/04/2022 | SuperChoice P/L PC080422- 063500271 50 | Employer | 712.88 | Employer | DEPARTMENT OF EDUCATION | 712.88 |
| 26/04/2022 | SuperChoice P/L PC220422- 031437294 50 | Employer | 712.88 | Employer | DEPARTMENT OF EDUCATION | 712.88 |
| 09/05/2022 | SuperChoice P/L PC060522- 031452290 50 | Employer | 712.88 | Employer | DEPARTMENT OF EDUCATION | 712.88 |
| 23/05/2022 | SuperChoice P/L PC200522- 031467184 50 | Employer | 712.88 | Employer | DEPARTMENT OF EDUCATION | 712.88 |
| 06/06/2022 | SuperChoice P/L | Employer | 712.88 | Employer | DEPARTMENT OF EDUCATION | 712.88 |

| | | | | |
|------------------------------------|--|------------------|----------------------------|-------------|
| 014868372 50 | Employer | 712.88 | Employer | 712.88 |
| 20/06/2022 | SuperChoice P/L PC170622- 093160793 50 | 712.88 | DEPARTMENT OF EDUCATION | 712.88 |
| Total - Amos, Keith Richard | | 18,277.71 | 18,277.71 | 0.00 |

Amos, Nicole Cherie

| Date | Transaction Description | Ledger Data | | | SuperStream Data | | | | | |
|------------|--|-------------------|--------------|----------------|------------------|----------|---|----------|--------------|-------------|
| | | Contribution Type | Concessional | Non-Concession | Other | Reserves | Contribution | Employer | Concessional | Non-Concess |
| 16/08/2021 | SuperChoice P/L PC130821- 143351924 50 | Employer | 227.32 | | | Employer | The trustee for Kandy Medicals Family Trust | 227.32 | | |
| 16/08/2021 | SuperChoice P/L PC130821- 143328768 50 | Employer | 601.24 | | | Employer | The trustee for Kandy Medicals Family Trust | 601.24 | | |
| 06/09/2021 | SuperChoice P/L PC310821- 115085210 50 | Employer | 84.88 | | | Employer | Hinchinbrook Health Care | 84.88 | | |
| 17/09/2021 | SuperChoice P/L PC130921- 145384548 50 | Employer | 261.03 | | | Employer | Hinchinbrook Health Care | 261.03 | | |
| 04/10/2021 | SuperChoice P/L PC280921- 172779011 50 | Employer | 235.35 | | | Employer | Hinchinbrook Health Care | 235.35 | | |
| 07/10/2021 | SuperChoice P/L PC061021- 108048553 50 | Employer | 228.99 | | | Employer | The trustee for Kandy Medicals Family Trust | 228.99 | | |
| 15/10/2021 | SuperChoice P/L PC111021- 108613242 50 | Employer | 211.00 | | | Employer | Hinchinbrook Health Care | 211.00 | | |
| 29/10/2021 | SuperChoice P/L PC251021- 180871576 50 | Employer | 271.06 | | | | | | | |
| 30/10/2021 | | | | | | | | | | |
| 26/11/2021 | SuperChoice P/L PC221121- 194023870 50 | Employer | 502.99 | | | Employer | Hinchinbrook Health Care | 502.99 | | |
| 10/12/2021 | SuperChoice P/L PC061221- 128546738 50 | Employer | 225.41 | | | Employer | Hinchinbrook Health Care | 225.41 | | |
| 24/12/2021 | SuperChoice P/L | Employer | 225.88 | | | Employer | Hinchinbrook Health Care | 225.88 | | |

2-5

| | | | | | | | | | | |
|------------------------------------|------------|------------------------------|----------|------------------|------------------|-----------------------------|----------|-----------------|-------------|-------------|
| 167583621 50 | 11/01/2022 | SuperChoice P/L PC050122- | Employer | 223.18 | 223.18 | Hinchinbrook Health Care | Employer | 223.18 | 0.00 | 0.00 |
| 145781938 50 | 21/01/2022 | SuperChoice P/L PC170122- | Employer | 202.18 | 202.18 | Hinchinbrook Health Care | Employer | 202.18 | 0.00 | 0.00 |
| 187358808 50 | 07/02/2022 | SuperChoice P/L PC310122- | Employer | 228.84 | 228.84 | Hinchinbrook Health Care | Employer | 228.84 | 0.00 | 0.00 |
| 112916656 50 | 18/02/2022 | SuperChoice P/L PC140222- | Employer | 257.49 | 257.49 | Hinchinbrook Health Care | Employer | 257.49 | 0.00 | 0.00 |
| 145127150 50 | 04/03/2022 | SuperChoice P/L PC280222- | Employer | 265.00 | 265.00 | Hinchinbrook Health Care | Employer | 265.00 | 0.00 | 0.00 |
| 146396592 50 | 18/03/2022 | SuperChoice P/L PC140322- | Employer | 317.13 | 317.13 | Hinchinbrook Health Care | Employer | 317.13 | 0.00 | 0.00 |
| 107926194 50 | 01/04/2022 | SuperChoice P/L PC280322- | Employer | 358.82 | 358.82 | Hinchinbrook Health Care | Employer | 358.82 | 0.00 | 0.00 |
| 183881059 50 | 19/04/2022 | SuperChoice P/L PC110422- | Employer | 306.17 | 306.17 | Hinchinbrook Health Care | Employer | 306.17 | 0.00 | 0.00 |
| 182084691 50 | 04/05/2022 | SuperChoice P/L PC270422- | Employer | 343.42 | 343.42 | Hinchinbrook Health Care | Employer | 343.42 | 0.00 | 0.00 |
| 184504357 50 | 13/05/2022 | SuperChoice P/L PC090522- | Employer | 306.98 | 306.98 | Hinchinbrook Health Care | Employer | 306.98 | 0.00 | 0.00 |
| 125925754 50 | 27/05/2022 | SuperChoice P/L PC230522- | Employer | 326.91 | 326.91 | Hinchinbrook Health Care | Employer | 326.91 | 0.00 | 0.00 |
| 110776130 50 | 10/06/2022 | SuperChoice P/L PC060622- | Employer | 255.23 | 255.23 | Hinchinbrook Health Care | Employer | 255.23 | 0.00 | 0.00 |
| 155453290 50 | | | | | | | | | | |
| Total - Amos, Nicole Cherie | | | | 6,466.50 | 6,466.50 | | | 6,466.50 | 0.00 | 0.00 |
| Total for All Members | | | | 24,744.21 | 24,744.21 | | | 0.00 | 0.00 | 0.00 |

3-1

Amos Family Super Fund General Ledger



As at 30 June 2022

| Transaction Date | Description | Units | Debit | Credit | Balance \$ |
|---------------------------------|---------------------|-------|-----------------|--------|--------------------|
| Accountancy Fees (30100) | | | | | |
| <u>Accountancy Fees (30100)</u> | | | | | |
| 06/10/2021 | SLA028609 TD | | 1,705.00 | 3-2 | 1,705.00 DR |
| 23/03/2022 | AMOSKC1 - 031249 TD | | 220.00 | 3-3 | 1,925.00 DR |
| 01/06/2022 | 032338 TD | | 253.00 | 3-4 | 2,178.00 DR |
| | | | 2,178.00 | | 2,178.00 DR |

Total Debits: 2,178.00

Total Credits: 0.00

3-2



Simmons Livingstone & Associates

A.B.N. 45 163 871 958
PO Box 806, Oxenford 4210 Queensland
Tele 07 5561 8800 | Fax 07 5561 8700
simmonslivingstone.com.au

The Trustees
Amos Family Super Fund
29 Reedmans Road
ORMEAU QLD 4208

Tax Invoice
028609

Ref: AMOSKS1
13 September, 2021

| Description | Amount |
|--|---|
| Preparation of Financial Statements for the fund for the year ended 30th June 2021 including the following:- - Operating Statement, Statement of Financial Position & Notes to the Financial Statements - Trustee's declaration - Preparation and lodgement of income tax and regulatory return - Calculation of tax estimate - Memorandum of Resolutions - Processing Rollover Benefit Statements - Preparation of Member's Statements - Preparation of records in accordance with the auditor's requirements including payment of disbursement to Super Audits. - Discounted price for first year | <p style="font-size: 2em; margin-left: 20px;">Acc Audit</p> <p style="font-size: 1.5em; margin-left: 20px;">1705 275 <hr/>1980</p> <p style="text-align: right;">1,800.00</p> |
| Please note that this invoice is now due. | 1,800.00 |
| | GST: \$ 180.00 |
| | Amount Due: \$ 1,980.00 |

The firm reserves the right to charge interest of 11.5% compounding daily on outstanding amounts. The firm reserves the right to refer the outstanding invoices to a debt collection agency or legal practioner, at a cost to the client. Such costs may include commission, administration fees, legal costs and interest as charged by the debt collection agency or legal practioner.

Ref: AMOSKS1
Invoice: 028609
13 September, 2021

(EFT) - Transfer to our account
Account Name Simmons Livingstone & Associates
BSB: 064 445 Account: 1052 7520 **Amount Due: \$ 1,980.00**

Credit Card (Please indicate type) Mastercard Visa Card CCV

Card Number:

Cardholder Signature Expiry/.....

Liability limited by a scheme approved under Professional Standards Legislation

3-3



Simmons Livingstone & Associates

A.B.N. 45 163 871 958
PO Box 806, Oxenford 4210 Queensland
Tele 07 5561 8800 | Fax 07 5561 8700
simmonslivingstone.com.au

The Directors
Amos Family SF Pty Ltd
22 Marina Parade
INGHAM QLD 4850

Tax Invoice
031249

Ref: AMOSKC1
17 March, 2022

| Description | Amount |
|---|--------|
| <p>Fee for Professional Service rendered in relation to the following:</p> <ul style="list-style-type: none"> Amos Family SF Pty Ltd <p>The following gives details of the work undertaken:</p> <p><u>Amos Family SF Pty Ltd</u></p> <p>Attending to secretarial matters of the company on your behalf throughout the year with the Australian Securities & Investments Commission (ASIC):</p> <ul style="list-style-type: none"> Attendance to ASIC company statements and review documentation on your behalf; Checking and comparison of your company information with ASIC registers; Preparation of annual company minutes as required by the Corporations Law; Attendance to minor changes in your company details as and when they arise; Provision of registered office address and maintenance of legislated ASIC opening hours; Assurance your company files are up to date and compliant with current Corporations Law and associated legislation. | 200.00 |
| Please note that this invoice is now due. | |
| GST: \$ 20.00 Amount Due: \$ 220.00 | |

The firm reserves the right to charge interest of 11.5% compounding daily on outstanding amounts. The firm reserves the right to refer the outstanding invoices to a debt collection agency or legal practitioner, at a cost to the client. Such costs may include commission, administration fees, legal costs and interest as charged by the debt collection agency or legal practitioner.

| | | |
|---|--|---|
| <input type="checkbox"/> (EFT) - Transfer to our account Account Name Simmons Livingstone & Associates BSB: 064 445 Account: 1052 7520 | | Ref: AMOSKC1 Invoice: 031249 17 March, 2022 Amount Due: \$ 220.00 |
| <input type="checkbox"/> Credit Card (Please indicate type) <input type="checkbox"/> Mastercard <input type="checkbox"/> Visa | | Card CCV |
| Card Number: <input type="text"/> <input type="text"/> <input type="text"/> <input type="text"/> <input type="text"/> <input type="text"/> <input type="text"/> <input type="text"/> <input type="text"/> <input type="text"/> <input type="text"/> <input type="text"/> <input type="text"/> <input type="text"/> <input type="text"/> | | <input type="text"/> <input type="text"/> <input type="text"/> |
| Cardholder Signature | | Expiry/..... |
| <small>Liability limited by a scheme approved under Professional Standards Legislation</small> | | |

3-4



Simmons Livingstone & Associates

A.B.N. 45 163 871 958
PO Box 806, Oxenford 4210 Queensland
Tele 07 5561 8800 | Fax 07 5561 8700
simmonslivingstone.com.au

The Directors
Amos Family Property Pty Ltd
22 Marina Parade
INGHAM QLD 4850

Tax Invoice
032338

Ref: AMOSKC2
31 May, 2022

| Description | Amount |
|--|--------|
| <p>Fee for Professional Service rendered in relation to the following:</p> <ul style="list-style-type: none"> Amos Family Property Pty Ltd <p>The following gives details of the work undertaken:</p> <p>Attending to secretarial matters of the company on your behalf throughout the year with the Australian Securities & Investments Commission (ASIC):</p> <ul style="list-style-type: none"> Attendance to ASIC company statements and review documentation on your behalf; Checking and comparison of your company information with ASIC registers; Preparation of annual company minutes as required by the Corporations Law; Attendance to address changes throughout the year; Provision of registered office address and maintenance of legislated ASIC opening hours; Assurance your company files are up to date and compliant with current Corporations Law and associated legislation; Acting as registered agent of the company. | 230.00 |
| Please note that this invoice is now due. | |
| GST: \$ 23.00 Amount Due: \$ 253.00 | |

The firm reserves the right to charge interest of 11.5% compounding daily on outstanding amounts. The firm reserves the right to refer the outstanding invoices to a debt collection agency or legal practitioner, at a cost to the client. Such costs may include commission, administration fees, legal costs and interest as charged by the debt collection agency or legal practitioner.

| | | |
|---|--|---|
| <input type="checkbox"/> (EFT) - Transfer to our account Account Name Simmons Livingstone & Associates BSB: 064 445 Account: 1052 7520 | | Ref: AMOSKC2 Invoice: 032338 31 May, 2022 Amount Due: \$ 253.00 |
| <input type="checkbox"/> Credit Card (Please indicate type) <input type="checkbox"/> Mastercard <input type="checkbox"/> Visa | | Card CCV |
| Card Number: <input type="text"/> <input type="text"/> <input type="text"/> <input type="text"/> <input type="text"/> <input type="text"/> <input type="text"/> <input type="text"/> <input type="text"/> <input type="text"/> <input type="text"/> <input type="text"/> <input type="text"/> <input type="text"/> <input type="text"/> | | |
| Cardholder Signature | | Expiry/..... |
| <small>Liability limited by a scheme approved under Professional Standards Legislation</small> | | |

4-1

Amos Family Super Fund General Ledger



As at 30 June 2022

| Transaction Date | Description | Units | Debit | Credit | Balance \$ |
|-------------------------------------|---|-------|-----------------|--------|--------------------|
| Administration Costs (30200) | | | | | |
| <u>Administration Costs (30200)</u> | | | | | |
| 02/08/2021 | TRANSACT FUNDS TFR TO SIMMONS LIVINGSTON TD | | 2,500.00 | 4.2 | 2,500.00 DR |
| 23/11/2021 | TRANSACT FUNDS TFR TO SIMMONS LIVINGSTON TD [TRANSACT FUNDS TFR TO SIMMONS LIVINGSTON TD - Bare Trust Deed] | | 550.00 | 4.3 | 3,050.00 DR |
| | | | 3,050.00 | | 3,050.00 DR |

Total Debits: 3,050.00

Total Credits: 0.00

42



Simmons Livingstone & Associates

A.B.N. 45 163 871 958
PO Box 806, Oxenford 4210 Queensland
Tele 07 5561 8800 | Fax 07 5561 8700
simmonslivingstone.com.au

The Trustees
Amos Family Super Fund
29 Reedmans Road
ORMEAU QLD 4208

Tax Invoice
026845

Ref: AMOSKS1
7 June, 2021

| Description | Amount |
|--|----------|
| <u>Amos Family Property Pty Ltd</u> Fee for the establishment of the company, including: <ul style="list-style-type: none"> • Provision of Company Register; • Preparation of Minutes for first Company meeting; • Attend to ASIC compliance registrations; • Reimbursement of ASIC registration fees. <u>AMOS BARE TRUST</u> Professional services rendered for the setup of the Bare Trust including the following documents:- <ol style="list-style-type: none"> 1. Bare trust deed 2. Minutes of the meeting 3. Compliance letter Payment of disbursement to Cleardocs. | 2,272.73 |

| | |
|--|--------------------------------|
| | 2,272.73 |
| Please note that this invoice is now due. | GST: \$ 227.27 |
| | Amount Due: \$ 2,500.00 |

The firm reserves the right to charge interest of 11.5% compounding daily on outstanding amounts. The firm reserves the right to refer the outstanding invoices to a debt collection agency or legal practioner, at a cost to the client. Such costs may include commission, administration fees, legal costs and interest as charged by the debt collection agency or legal practioner.

| | |
|---|--------------------------------|
| <input type="checkbox"/> (EFT) - Transfer to our account | Ref: AMOSKS1 |
| Account Name Simmons Livingstone & Associates | Invoice: 026845 |
| BSB: 064 445 Account: 1052 7520 | 7 June, 2021 |
| | Amount Due: \$ 2,500.00 |
| <input type="checkbox"/> Credit Card (Please indicate type) <input type="checkbox"/> Mastercard <input type="checkbox"/> Visa | Card CCV |
| Card Number: <input type="text"/> <input type="text"/> <input type="text"/> <input type="text"/> <input type="text"/> <input type="text"/> <input type="text"/> <input type="text"/> <input type="text"/> <input type="text"/> <input type="text"/> | |
| Cardholder | Signature |
| | Expiry/..... |

4-3



Simmons Livingstone & Associates

A.B.N. 45 163 871 958
PO Box 806, Oxenford 4210 Queensland
Tele 07 5561 8800 | Fax 07 5561 8700
simmonslivingstone.com.au

The Trustees
Amos Family Super Fund
29 Reedmans Road
ORMEAU QLD 4208

Tax Invoice
028924

Ref: AMOSKS1
8 October, 2021

| Description | Amount |
|---|--|
| Professional services rendered for the setup of the Amos Bare Trust for the proposed purchase at Athena Residences, including the following documents:- 1. Bare trust deed 2. Minutes of the meeting 3. Compliance letter Payment of disbursement to Cleardocs. | 500.00 |
| Please note that this invoice is now due. | 500.00 GST: \$ 50.00 Amount Due: \$ 550.00 |

The firm reserves the right to charge interest of 11.5% compounding daily on outstanding amounts. The firm reserves the right to refer the outstanding invoices to a debt collection agency or legal practioner, at a cost to the client. Such costs may include commission, administration fees, legal costs and interest as charged by the debt collection agency or legal practioner.

| | | | |
|---|------------------------|-------------------------------------|-------------------------------|
| <input type="checkbox"/> (EFT) - Transfer to our account | | Ref: AMOSKS1 | |
| Account Name Simmons Livingstone & Associates | | Invoice: 028924 | |
| BSB: 064 445 Account: 1052 7520 | | 8 October, 2021 | |
| | | Amount Due: \$ 550.00 | |
| <input type="checkbox"/> Credit Card | (Please indicate type) | <input type="checkbox"/> Mastercard | <input type="checkbox"/> Visa |
| Card Number: | <input type="text"/> | <input type="text"/> | <input type="text"/> |
| Cardholder | | Signature | Expiry/..... |

Liability limited by a scheme approved under Professional Standards Legislation

Amos Family Super Fund

Formation Costs Simmons Livingstone & Associates invoice 026845

\$2,500.00 establishment costs

Year

| | | |
|------|--------|----------|
| 2021 | 500.00 | 2,000.00 |
| 2022 | 500.00 | 1,500.00 |
| 2023 | 500.00 | 1,000.00 |
| 2024 | 500.00 | 500.00 |
| 2025 | 500.00 | 0.00 |

TAX INVOICE

Supplier: Super Audits
Auditor: A.W. Boys
SMSF Auditor Number (SAN) 100014140
Registered Company Auditor (67793)
Address: Box 3376
Rundle Mall 5000
ABN: 20 461 503 652
Services: Auditing
Date: 11 September 2021
Recipient: Amos Family Super Fund
Address: C/- PO Box 806 OXENFORD QLD 4210

Description of Services

Statutory audit of the Amos Family Super Fund for the financial year ending 30 June 2021.

Fee: \$250.00
GST: \$25.00
Total: \$275.00

Payment can be made with a cheque payable to Super Audits postal address being Box 3376 Rundle Mall 5000 or alternatively an EFT can be made BSB 015-056 Account No. 387392386.



7-1

Amos Family Super Fund General Ledger



As at 30 June 2022

| Transaction Date | Description | Units | Debit | Credit | Balance \$ |
|--------------------------|--|-------|---------------|--------|------------------|
| ASIC Fees (30800) | | | | | |
| <u>ASIC Fees (30800)</u> | | | | | |
| 23/03/2022 | BPAY TO AUSTRALIAN SECURITIES & INV BP | | 56.00 | 7.2 | 56.00 DR |
| 14/06/2022 | BPAY TO AUSTRALIAN SECURITIES & INV BP | | 276.00 | 7.5 | 332.00 DR |
| | | | 332.00 | | 332.00 DR |

Total Debits: 332.00

Total Credits: 0.00



ASIC
Australian Securities & Investments Commission

ABN 86 768 265 615

page 1 of 2

7-2

Inquiries
www.asic.gov.au/invoices
1300 300 630

AMOS FAMILY SF PTY. LTD.
SIMMONS LIVINGSTONE AND ASSOCIATES PTY L
PO BOX 806 OXENFORD QLD 4210

INVOICE STATEMENT

Issue date 16 Mar 22
AMOS FAMILY SF PTY. LTD.

ACN 648 719 215
Account No. 22 648719215

Summary

| | |
|--------------------|----------------|
| Opening Balance | \$0.00 |
| New items | \$56.00 |
| Payments & credits | \$0.00 |
| TOTAL DUE | \$56.00 |

- Amounts are not subject to GST. (Treasurer's determination - exempt taxes, fees and charges).
- Payment of your annual review fee will maintain your registration as an Australian company.

Transaction details are listed on the back of this page

Please pay

| | |
|--------------|----------------|
| Immediately | \$0.00 |
| By 16 May 22 | \$56.00 |

If you have already paid please ignore this invoice statement.

- Late fees will apply if you do NOT
 - tell us about a change during the period that the law allows
 - bring your company or scheme details up to date within 28 days of the date of issue of the annual statement, or
 - pay your review fee within 2 months of the annual review date.
- Information on late fee amounts can be found on the ASIC website.



ASIC
Australian Securities & Investments Commission

PAYMENT SLIP
AMOS FAMILY SF PTY. LTD.

ACN 648 719 215 Account No: 22 648719215



22 648719215

| | |
|---------------------|----------------|
| TOTAL DUE | \$56.00 |
| Immediately | \$0.00 |
| By 16 May 22 | \$56.00 |

Payment options are listed on the back of this payment slip



Bill Code: 17301
Ref: 2296487192157



*814 129 0002296487192157 88

Transaction details:

7.3

| | Transactions for this period | ASIC reference | \$ Amount |
|------------|--|-----------------|-----------|
| 2022-03-16 | Annual Review - Special Purpose Pty Co | 3X9427254480P A | \$56.00 |
| | Outstanding transactions | | |
| 2022-03-16 | Annual Review - Special Purpose Pty Co | 3X9427254480P A | \$56.00 |

PAYMENT OPTIONS



Billpay Code: 8929
Ref: 2296 4871 9215 788

Australia Post

Present this payment slip. Pay by cash, cheque or EFTPOS

Phone

Call 13 18 16 to pay by Mastercard or Visa

On-line

Go to postbillpay.com.au to pay by Mastercard or Visa

Mail

Mail this payment slip and cheque (do not staple) to ASIC,
Locked Bag 5000, Gippsland Mail Centre VIC 3841

Bill Code: 17301
Ref: 2296487192157

Telephone & Internet Banking – BPAY®
Contact your bank or financial institution to make this payment from your cheque, savings, debit, credit card or transaction account. More info: www.bpay.com.au



7.4

Company: AMOS FAMILY SF PTY. LTD. ACN 648 719 215

Company details

Date company registered 16-03-2021
 Company next review date 16-03-2023
 Company type Australian Proprietary Company
 Company status Registered
 Home unit company No
 Superannuation trustee company Yes
 Non profit company No

Registered office

UNIT 30 , 340 HOPE ISLAND ROAD , HOPE ISLAND QLD 4212

Principal place of business

22 MARINA PARADE , INGHAM QLD 4850

Officeholders

AMOS, KEITH RICHARD
 Born 05-08-1974 at CANBERRA ACT
 22 MARINA PARADE , INGHAM QLD 4850
 Office(s) held: Director, appointed 16-03-2021

AMOS, NICOLE CHERIE
 Born 04-07-1974 at INGHAM QLD
 22 MARINA PARADE , INGHAM QLD 4850
 Office(s) held: Director, appointed 16-03-2021
 Secretary, appointed 16-03-2021

Company share structure

| Share class | Share description | Number issued | Total amount paid | Total amount unpaid |
|-------------|-------------------|---------------|-------------------|---------------------|
| ORD | ORDINARY | 2 | 2.00 | 0.00 |

Members

| Member Name | Address | Share class | Total number held | Fully paid | Beneficially held |
|----------------------|------------------------------------|-------------|-------------------|------------|-------------------|
| AMOS , KEITH RICHARD | 22 MARINA PARADE , INGHAM QLD 4850 | ORD | 1 | Yes | Yes |
| AMOS , NICOLE CHERIE | 22 MARINA PARADE , INGHAM QLD 4850 | ORD | 1 | Yes | Yes |

Document history

These are the documents most recently received by ASIC from this organisation.

| Received | Number | Form | Description | Status |
|------------|-----------|------|--|----------------------|
| 14-10-2021 | 2EOY99847 | 484 | CHANGE TO COMPANY DETAILS | Processed and imaged |
| 14-10-2021 | 2EOY99848 | 484 | CHANGE TO COMPANY DETAILS | Processed and imaged |
| 16-03-2021 | 2EDI66336 | 201 | APPLICATION FOR INCORPORATION (DIVN 1) | Processed and imaged |

**ASIC**

Australian Securities & Investments Commission

ABN 86 768 265 615

Inquiries

www.asic.gov.au/invoices

1300 300 630

AMOS FAMILY PROPERTY PTY LTD
SIMMONS LIVINGSTONE AND ASSOCIATES PTY L
PO BOX 806 OXENFORD QLD 4210

INVOICE STATEMENT

Issue date 24 May 22

AMOS FAMILY PROPERTY PTY LTD

ACN 650 429 486

Account No. 22 650429486

Summary

| | |
|--------------------|-----------------|
| Opening Balance | \$0.00 |
| New items | \$276.00 |
| Payments & credits | \$0.00 |
| TOTAL DUE | \$276.00 |

- Amounts are not subject to GST. (Treasurer's determination - exempt taxes, fees and charges).
- Payment of your annual review fee will maintain your registration as an Australian company.

*Transaction details are listed on the back
of this page*

Please pay

| | |
|--------------|-----------------|
| Immediately | \$0.00 |
| By 24 Jul 22 | \$276.00 |

*If you have already paid please ignore this
invoice statement.*

- Late fees will apply if you do NOT
 - tell us about a change during the period that the law allows
 - bring your company or scheme details up to date within 28 days of the date of issue of the annual statement, or
 - pay your review fee within 2 months of the annual review date.
- Information on late fee amounts can be found on the ASIC website.

**ASIC**

Australian Securities & Investments Commission

PAYMENT SLIP

AMOS FAMILY PROPERTY PTY LTD

ACN 650 429 486

Account No: 22 650429486

**22 650429486**

| | |
|------------------|-----------------|
| TOTAL DUE | \$276.00 |
| Immediately | \$0.00 |
| By 24 Jul 22 | \$276.00 |

*Payment options are listed on the back
of this payment slip*



Bill Code: 17301
Ref: 2296504294861



*814 129 0002296504294861 81

Transaction details:

page 2 of 2

76

| | Transactions for this period | ASIC reference | \$ Amount |
|------------|---------------------------------|-----------------|-----------|
| 2022-05-24 | Annual Review - Pty Co | 4X0003992480B A | \$276.00 |
| | Outstanding transactions | | |
| 2022-05-24 | Annual Review - Pty Co | 4X0003992480B A | \$276.00 |

PAYMENT OPTIONS



Billpay Code: 8929
Ref: 2296 5042 9486 181

Australia Post

Present this payment slip. Pay by cash, cheque or EFTPOS

Phone

Call 13 18 16 to pay by Mastercard or Visa

On-line

Go to postbillpay.com.au to pay by Mastercard or Visa

Mail

Mail this payment slip and cheque (do not staple) to ASIC,
Locked Bag 5000, Gippsland Mail Centre VIC 3841

| | |
|--|--|
| | Biller Code: 17301 Ref: 2296504294861 |
| Telephone & Internet Banking – BPAY* Contact your bank or financial institution to make this payment from your cheque, savings, debit, credit card or transaction account. More info: www.bpay.com.au | |



77

Company: AMOS FAMILY PROPERTY PTY LTD ACN 650 429 486

Company details

Date company registered 24-05-2021
 Company next review date 24-05-2023
 Company type Australian Proprietary Company
 Company status Registered
 Home unit company No
 Superannuation trustee company No
 Non profit company No

Registered office

UNIT 30 , 340 HOPE ISLAND ROAD , HOPE ISLAND QLD 4212

Principal place of business

22 MARINA PARADE , INGHAM QLD 4850

Officeholders

AMOS, KEITH RICHARD
 Born 05-08-1974 at CANBERRA ACT
 22 MARINA PARADE , INGHAM QLD 4850
 Office(s) held: Director, appointed 24-05-2021

AMOS, NICOLE CHERIE
 Born 04-07-1974 at INGHAM QLD
 22 MARINA PARADE , INGHAM QLD 4850
 Office(s) held: Director, appointed 24-05-2021
 Secretary, appointed 24-05-2021

Company share structure

| Share class | Share description | Number issued | Total amount paid | Total amount unpaid |
|-------------|-------------------|---------------|-------------------|---------------------|
| ORD | ORDINARY | 2 | 2.00 | 0.00 |

Members

| Member Name | Address | Share class | Total number held | Fully paid | Beneficially held |
|---------------------|------------------------------------|-------------|-------------------|------------|-------------------|
| AMOS, KEITH RICHARD | 22 MARINA PARADE , INGHAM QLD 4850 | ORD | 1 | Yes | Yes |
| AMOS, NICOLE CHERIE | 22 MARINA PARADE , INGHAM QLD 4850 | ORD | 1 | Yes | Yes |

Document history

These are the documents most recently received by ASIC from this organisation.

| Received | Number | Form | Description | Status |
|------------|-----------|------|--|----------------------|
| 14-10-2021 | 2EOY99849 | 484 | CHANGE TO COMPANY DETAILS | Processed and imaged |
| 14-10-2021 | 2EOY99850 | 484 | CHANGE TO COMPANY DETAILS | Processed and imaged |
| 24-05-2021 | 2EGU11799 | 201 | APPLICATION FOR INCORPORATION (DIVN 1) | Processed and imaged |

8.1



**Simmons
Livingstone
& Associates**

Amos Family Super Fund
15 Hibiscus Street
FORREST BEACH QLD 4850

Simmons Livingstone & Associates
PO Box 806
Oxenford QLD 4210
Telephone: 07 5561 8800
Facsimile: 07 5561 8700
Email: admin@simmonslivingstone.com.au

TAX INVOICE

| | |
|----------------------|--------------|
| Tax Invoice Number : | 73458001196 |
| Date: | 30 June 2022 |

| Description | Amount |
|---|-------------------|
| • Financial Planning - Ongoing ServiceFee | \$2,000.00 |
| • GST | \$200.00 |
| Total Amount Due: (includes GST) Terms : 7 days | \$2,200.00 |

✂

| | |
|--|--|
| Please detach and return with your payment or Credit Card authority to : | Infocus Securities Australia Pty Ltd PO Box 806 Oxenford QLD 4210 |
| Account: | Amos Family Super Fund |
| PE ID: | 659208 |
| Invoice: | 73458001196 |
| Due Date: | 07 July 2022 |
| Adviser: | Samuel Young |
| Amount Due: | \$2,200.00 |

If paid by Credit Card, a 1.5% surcharge will apply and the invoice value will become \$2,233.00 (inc GST).

Charge \$2,233.00 to my MasterCard VISA

Card No :

Cardholder Name : _____

Expiry Date : ____/____/____ Signature of Cardholder : _____

Other Payment Methods: Direct Credit:
Account Name: Infocus Securities Australia Pty Ltd
Westpac BSB: 034-676
Account Number: 279166
Reference: Please include ID: 6592081196.
 (Please email accounts@infocus.com.au on the day you send your payment via direct credit to enable Infocus to correctly receipt the payment).
Cheque: Please make cheque payable to Infocus Securities Australia Pty Ltd

| | |
|---|--|
| Office Use Only Authority Number: Date Received: | Infocus Securities Australia Pty Ltd ABN 47 097 797 049 AFSL and Australian Credit Licence No. 236523 trading as Infocus Wealth Management |
|---|--|



Simmons Livingstone & Associates

A.B.N. 45 163 871 958
PO Box 806, Oxenford 4210 Queensland
Tele 07 5561 8800 | Fax 07 5561 8700
simmonslivingstone.com.au

9-1

Audit Shield Service

Amos Family Super Fund
29 Reedmans Rd
ORMEAU QLD 4208

Tax Receipt

TAI-22448359

Ref: AMOSKS1

18 July 2022

DEFT Ref No: 40425122448359

Details

Expiry Date: 31 October 2022 at 4p.m.

Level of Cover: \$ 10,000.00

Turnover Category: Self-Managed Super Fund

Payment

Fee for Audit Shield service participation:

\$ 290.91

GST Added:

\$ 29.09

Amount (ex surcharge):

\$ 320.00

Payment Surcharge:

\$0.00

Total Paid Amount:

\$320.00

Paid Date:

*6 October 2021

* Participation in the Audit Shield service is active the **next business day** upon receipt of payment.

Name of Entities / Individuals to be covered:

Amos Family Super Fund

Your NEOS Protection Plan Schedule

This schedule forms part of the NEOS Benefit Fund Rules. It shows the important details of your plan as at the plan commencement date shown below.

Your plan details

| | |
|------------------------|---|
| Plan number | 111680825 |
| Plan commencement date | 08/04/2021 |
| Plan owner(s) | Amos Family SF Pty Ltd ATF Amos Family Super Fund |
| State register | QLD |

Your payment details

| | |
|--|--------------|
| Premium frequency | Yearly |
| Yearly premium | \$3,979.46 |
| Payment method | Direct debit |
| Account number | 969045954 |
| Premium due date | 08/04/2022 |
| <i>Your premium will be deducted yearly.</i> | |

Insured person details

| | |
|---------------|------------|
| Name | Keith Amos |
| Date of birth | 05/08/1974 |
| Gender | Male |

POSTED



neoslifecom.au

GPO Box 239, Sydney NSW 2001

☎: customerservice@neoslifecom.au ☎: 1300 090 188

10.2

Your cover details

| | |
|---|--|
| Cover | Life Cover |
| Ownership | Super |
| Sum insured | \$494,550 |
| Yearly premium | \$616.53 |
| Premium type | Stepped |
| Optional benefits | Indexation Benefit |
| Commencement date | 08/04/2021 |
| Expiry date | 07/04/2074 |
| Occupation class | C |
| Special conditions, loadings and exclusions | None |
| Premium category | Standard |
| Cover | Attached TPD Cover |
| Ownership | Super |
| Sum insured | \$494,550 |
| Yearly premium | \$362.16 |
| Premium type | Stepped |
| TPD definition | Super |
| Optional benefits | Indexation Benefit |
| Commencement date | 08/04/2021 |
| Expiry date | 07/04/2074 |
| Occupation class | WCA |
| Special conditions, loadings and exclusions | No claim shall be payable under the insured benefits where the condition or event giving rise to the claim results directly or indirectly from any disease, condition or disorder of the right shoulder and any associated cartilage, tendons, ligaments, nerves and supporting musculature, or any treatment/surgery/complications thereof. |
| Premium category | Standard |
| Cover | Income Protection Cover |
| Ownership | Super |
| Sum insured | \$7,048 |
| Superannuation contribution option amount | \$0 |
| Yearly premium | \$3,000.77 |
| Premium type | Stepped |
| Cover level | IP Super |
| Waiting period | 4 weeks |

10.3

| | |
|---|--|
| Benefit period | To age 65 |
| Optional benefits | Indexation Benefit Increasing Claim Option |
| Commencement date | 08/04/2021 |
| Expiry date | 07/04/2040 |
| Occupation class | WCA |
| Special conditions, loadings and exclusions | No claim shall be payable under the insured benefits where the condition or event giving rise to the claim results directly or indirectly from any disease, condition or disorder of the right shoulder and any associated cartilage, tendons, ligaments, nerves and supporting musculature, or any treatment/surgery/complications thereof. |
| Premium category | Standard |

10.4



Macquarie Cash Management Account

MACQUARIE BANK LIMITED
ABN 46 008 583 542 AFSL 237502

enquiries 1800 806 310
transact@macquarie.com
www.macquarie.com.au

GPO Box 2520
Sydney, NSW 2001



AMOS FAMILY SF PTY LTD
29 REEDMANS ROAD
ORMEAU QLD 4208

1 Shelley Street
Sydney, NSW 2000

account balance **\$65,452.38**
as at 31 Dec 21

account name AMOS FAMILY SF PTY LTD ATF
AMOS FAMILY SUPER FUND
account no. 969045954

| transaction | description | debits | credits | balance |
|-------------|---|----------|---------|------------|
| 30.06.21 | OPENING BALANCE | | | 492,306.36 |
| 05.07.21 | Deposit SuperChoice P/L PC020721-021522666 | | 681.91 | 492,988.27 |
| 12.07.21 | Direct debit Infocus Infocus | 183.33 | | 492,804.94 |
| 19.07.21 | Deposit SuperChoice P/L PC160721-043979017 | | 695.48 | 493,500.42 |
| 02.08.21 | Deposit SuperChoice P/L PC300721-017363077 | | 695.48 | 494,195.90 |
| 02.08.21 | Funds transfer TRANSACT FUNDS TFR TO SIMMONS LIVINGSTON | 2,500.00 | | 491,695.90 |
| 12.08.21 | Direct debit Infocus Infocus | 183.33 | | 491,512.57 |
| 16.08.21 | Deposit SuperChoice P/L PC130821-143351924 | | 227.32 | 491,739.89 |
| 16.08.21 | Deposit SuperChoice P/L PC130821-143328768 | | 601.24 | 492,341.13 |
| 16.08.21 | Deposit SuperChoice P/L PC130821-033815391 | | 695.48 | 493,036.61 |
| 25.08.21 | Funds transfer TRANSACT FUNDS TFR TO PHONE HOMES PTY LT | 1,000.00 | | 492,036.61 |
| 30.08.21 | Deposit SuperChoice P/L PC270821-033829870 | | 695.48 | 492,732.09 |

how to make a transaction

online
Log in to www.macquarie.com.au/personal

by phone
Call 133 275 to make a phone transaction

transfers from another bank account
Transfer funds from another bank to this account:
BSB 182 512
ACCOUNT NO. 969045954

deposits using BPay
From another bank



Bill code: 667022
Ref: 969 045 954

continued on next



Macquarie Cash Management Account

enquiries 1800 806 310

account name AMOS FAMILY SF PTY LTD ATF
AMOS FAMILY SUPER FUND
account no. 969045954

| transaction | description | debits | credits | balance |
|-------------|----------------|------------|----------|------------|
| 30.08.21 | Deposit | | 5,000.00 | 497,732.09 |
| 06.09.21 | Deposit | | 84.88 | 497,816.97 |
| 13.09.21 | Deposit | | 695.48 | 498,512.45 |
| 13.09.21 | Direct debit | 183.33 | | 498,329.12 |
| 17.09.21 | Deposit | | 261.03 | 498,590.15 |
| 27.09.21 | Deposit | | 695.48 | 499,285.63 |
| 30.09.21 | Funds transfer | 1,000.00 | | 498,285.63 |
| 04.10.21 | Deposit | | 235.35 | 498,520.98 |
| 06.10.21 | BPAY | 752.30 | | 497,768.68 |
| 06.10.21 | Funds transfer | 1,980.00 | | 495,788.68 |
| 06.10.21 | BPAY | 320.00 | | 495,468.68 |
| 07.10.21 | Deposit | | 228.99 | 495,697.67 |
| 12.10.21 | Deposit | | 695.48 | 496,393.15 |
| 12.10.21 | Direct debit | 183.33 | | 496,209.82 |
| 15.10.21 | Deposit | | 211.00 | 496,420.82 |
| 25.10.21 | Deposit | | 695.48 | 497,116.30 |
| 29.10.21 | Deposit | | 271.06 | 497,387.36 |
| 08.11.21 | Deposit | | 695.48 | 498,082.84 |
| 11.11.21 | BPAY | 400,000.00 | | 98,082.84 |
| 12.11.21 | Direct debit | 183.33 | | 97,899.51 |
| 22.11.21 | Deposit | | 695.48 | 98,594.99 |
| 23.11.21 | Funds transfer | 550.00 | | 98,044.99 |
| 26.11.21 | Deposit | | 502.99 | 98,547.98 |
| 02.12.21 | Funds transfer | 35,450.00 | | 63,097.98 |
| 06.12.21 | Deposit | | 695.48 | 63,793.46 |
| 10.12.21 | Deposit | | 225.41 | 64,018.87 |
| 13.12.21 | Direct debit | 183.33 | | 63,835.54 |

continued on next



Macquarie Cash Management Account

MACQUARIE BANK LIMITED
ABN 46 008 583 542 AFSL 237502

enquiries 1800 806 310
transact@macquarie.com
www.macquarie.com.au

GPO Box 2520
Sydney, NSW 2001



044 547631
AMOS FAMILY SF PTY LTD
15 HIBISCUS STREET
FORREST BEACH QLD 4850

1 Shelley Street
Sydney, NSW 2000

account balance **\$36,017.32**
as at 30 Jun 22

account name AMOS FAMILY SF PTY LTD ATF
AMOS FAMILY SUPER FUND
account no. 969045954

| transaction | description | debits | credits | balance |
|-------------|---|-----------|---------|-----------|
| 31.12.21 | OPENING BALANCE | | | 65,452.38 |
| 11.01.22 | Deposit SuperChoice P/L PC050122-145781938 | | 223.18 | 65,675.56 |
| 12.01.22 | Direct debit Infocus Infocus | 183.33 | | 65,492.23 |
| 17.01.22 | Deposit SuperChoice P/L PC140122-062852684 | | 712.88 | 66,205.11 |
| 18.01.22 | Funds transfer TRANSACT FUNDS TFR TO SHORT PUNCH GREATO | 35,450.00 | | 30,755.11 |
| 21.01.22 | Deposit SuperChoice P/L PC170122-187358808 | | 202.18 | 30,957.29 |
| 31.01.22 | Deposit SuperChoice P/L PC280122-062867414 | | 712.88 | 31,670.17 |
| 07.02.22 | Deposit SuperChoice P/L PC310122-112916656 | | 228.84 | 31,899.01 |
| 14.02.22 | Deposit SuperChoice P/L PC110222-062882092 | | 712.88 | 32,611.89 |
| 14.02.22 | Direct debit Infocus Infocus | 183.33 | | 32,428.56 |
| 18.02.22 | Deposit SuperChoice P/L PC140222-145127150 | | 257.49 | 32,686.05 |
| 28.02.22 | Deposit SuperChoice P/L PC250222-062896659 | | 712.88 | 33,398.93 |

how to make a transaction

online
Log in to www.macquarie.com.au/personal

by phone
Call 133 275 to make a phone transaction

transfers from another bank account
Transfer funds from another bank to this account:
BSB 182 512
ACCOUNT NO. 969045954

deposits using BPay
From another bank



Billers code: 667022
Ref: 969 045 954

continued on next

11.4



Macquarie Cash Management Account

enquiries 1800 806 310

account name AMOS FAMILY SF PTY LTD ATF
AMOS FAMILY SUPER FUND
account no. 969045954

| transaction | description | debits | credits | balance |
|-------------|---|----------|---------|-----------|
| 04.03.22 | Deposit SuperChoice P/L PC280222-146396592 | | 265.00 | 33,663.93 |
| 14.03.22 | Deposit SuperChoice P/L PC110322-063469810 | | 712.88 | 34,376.81 |
| 14.03.22 | Direct debit Infocus Infocus | 183.33 | | 34,193.48 |
| 18.03.22 | Deposit SuperChoice P/L PC140322-107926194 | | 317.13 | 34,510.61 |
| 23.03.22 | Funds transfer AMOSKC1 - 031249 | 220.00 | | 34,290.61 |
| 23.03.22 | BPAY BPAY TO AUSTRALIAN SECURITIES & INV | 56.00 | | 34,234.61 |
| 28.03.22 | Deposit SuperChoice P/L PC250322-063484571 | | 712.88 | 34,947.49 |
| 28.03.22 | Funds transfer TRANSACT FUNDS TFR TO CREATIVE TREASURES | 50.00 | | 34,897.49 |
| 01.04.22 | Deposit SuperChoice P/L PC280322-183881059 | | 358.82 | 35,256.31 |
| 08.04.22 | Direct debit NEOS LIFE 111680825/8405499 | 3,979.46 | | 31,276.85 |
| 11.04.22 | Deposit SuperChoice P/L PC080422-063500271 | | 712.88 | 31,989.73 |
| 12.04.22 | Direct debit Infocus Infocus | 183.33 | | 31,806.40 |
| 19.04.22 | Deposit SuperChoice P/L PC110422-182084691 | | 306.17 | 32,112.57 |
| 26.04.22 | Deposit SuperChoice P/L PC220422-031437294 | | 712.88 | 32,825.45 |
| 04.05.22 | Deposit SuperChoice P/L PC270422-184504357 | | 343.42 | 33,168.87 |
| 09.05.22 | Deposit SuperChoice P/L PC060522-031452290 | | 712.88 | 33,881.75 |
| 12.05.22 | Direct debit Infocus Infocus | 183.33 | | 33,698.42 |
| 13.05.22 | Deposit SuperChoice P/L PC090522-125925754 | | 306.98 | 34,005.40 |
| 23.05.22 | Deposit SuperChoice P/L PC200522-031467184 | | 712.88 | 34,718.28 |
| 27.05.22 | Deposit SuperChoice P/L PC230522-110776130 | | 326.91 | 35,045.19 |
| 01.06.22 | Funds transfer 032338 | 253.00 | | 34,792.19 |
| 06.06.22 | Deposit SuperChoice P/L PC030622-014868372 | | 712.88 | 35,505.07 |
| 10.06.22 | Deposit SuperChoice P/L PC060622-155453290 | | 255.23 | 35,760.30 |
| 13.06.22 | Direct debit Infocus Infocus | 183.33 | | 35,576.97 |
| 14.06.22 | BPAY BPAY TO AUSTRALIAN SECURITIES & INV | 276.00 | | 35,300.97 |
| 20.06.22 | Deposit SuperChoice P/L PC170622-093160793 | | 712.88 | 36,013.85 |
| 30.06.22 | Interest MACQUARIE CMA INTEREST PAID* | | 3.47 | 36,017.32 |

continued on next

115



Macquarie Cash Management Account

enquiries 1800 806 310

account name AMOS FAMILY SF PTY LTD ATF
AMOS FAMILY SUPER FUND
account no. 969045954

| transaction | description | debits | credits | balance |
|-------------|--|------------|-----------|-----------|
| 20.12.21 | Deposit SuperChoice P/L PC171221-071647851 | | 695.48 | 64,531.02 |
| 24.12.21 | Deposit SuperChoice P/L PC201221-167583621 | | 225.88 | 64,756.90 |
| 24.12.21 | Deposit SuperChoice P/L PC231221-016959408 | | 695.48 | 65,452.38 |
| | CLOSING BALANCE AS AT 31 DEC 21 | 444,652.28 | 17,798.30 | 65,452.38 |

* Stepped interest rates for the period 1 July to 31 December: balances \$0.00 to \$4,999.99 earned 0.00%
balances \$5,000.00 and above earned 0.00% pa (184 days)



Macquarie Cash Management Account

enquiries 1800 806 310

account name AMOS FAMILY SF PTY LTD ATF
AMOS FAMILY SUPER FUND
account no. 969045954

Please note the following financial services companies and/or financial advisers have authority on your account.

| Name | Authority Type |
|--|-------------------|
| YOUNG SAMUEL J SLG FINANCIAL SERVICES | Enquiry authority |
| LIVINGSTONE SIMON SIMMONS LIVINGSTONE & ASSOCIATES | Enquiry authority |

Authority descriptions

Enquiry authority - you authorise the third party to have access to information about your account.

Please consider carefully who you appoint as a third party authority on your account as we may follow their instructions as if they were yours. It is important that you understand this risk and carefully consider what level of authority you give to them. For more information on third party authority levels search 'Macquarie Help' in your browser to find our Help Centre.

117



Macquarie Cash Management Account

enquiries 1800 806 310

account name AMOS FAMILY SF PTY LTD ATF
AMOS FAMILY SUPER FUND
account no. 969045954

We offer several options that allow you to make payments and view transactions free of charge

- Electronic funds transfers up to \$5,000 a day using online banking.
- Increase your limit to \$100,000 using the Macquarie Authenticator App or nominate an account for unlimited transfers by contacting us.
- BPAY payments (subject to BPAY biller code limits) free of charge via online and mobile banking.
- Make the switch to free online statements by updating your preference online.

About your account

- Interest is calculated on daily balances and paid monthly. The interest rate is variable and may change at any time without prior notice.
- For more information about your account including fees and charges, mistaken payments or unauthorised transactions, please read the terms and conditions for your product, available at macquarie.com.au or by contacting us. If you have a complaint about our service, or to find out more about our dispute resolution procedures, please refer to macquarie.com.au/feedback-and-complaints.

Protect your account

- Please check each entry on this statement. If you think there is an error or unauthorised transaction, please contact us right away.
- If you have new contact details, please contact us to update them.
- This statement should be kept in a safe place at all times. Please read the Product Information Statement for more details about keeping your account secure.

Access to and sharing your data

- We may provide access to or share an electronic copy of your data (account details, balance, transaction history and personal information) with other parties at your or your Financial Services Professional's request. This includes people who work with or for your Financial Services Professional such as accountants, consultants, technology platform owner/operators and others, some of whom may not be in Australia.
- Please refer to the current offer document for more information and speak with your Financial Services Professional if you have questions about how your data may be used, disclosed and/or protected.

Visit our Help Centre

- Here you'll find answers to common questions about your account. For more information, please visit help.macquarie.com

Download the Macquarie Mobile Banking app

- The Macquarie Mobile Banking app makes managing your money simple and convenient.



The Apple logo is a trademark of Apple Inc, registered in the U.S. and other countries.
App Store is a service mark of Apple Inc. Google Logo is a trademark of Google LLC.

11-8



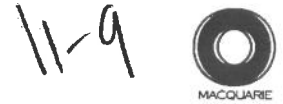
Macquarie Cash Management Account

enquiries 1800 806 310

account name AMOS FAMILY SF PTY LTD ATF
AMOS FAMILY SUPER FUND
account no. 969045954

| transaction | description | debits | credits | balance |
|-------------|---------------------------------|-----------|-----------|-----------|
| | CLOSING BALANCE AS AT 30 JUN 22 | 41,384.44 | 11,949.38 | 36,017.32 |

* Stepped interest rates for the period 1 January to 16 June: balances \$0.00 to \$4,999.99 earned 0.00%
balances \$5,000.00 and above earned 0.00% pa (167 days); 17 June to 30 June: balances \$0.00 to \$4,999.99
earned 0.25% balances \$5,000.00 and above earned 0.25% pa (14 days)



Macquarie Cash Management Account

enquiries 1800 806 310

account name AMOS FAMILY SF PTY LTD ATF
AMOS FAMILY SUPER FUND
account no. 969045954

Please note the following financial services companies and/or financial advisers have authority on your account.

| Name | Authority Type |
|--|-------------------|
| YOUNG SAMUEL J SLG FINANCIAL SERVICES | Enquiry authority |
| LIVINGSTONE SIMON SIMMONS LIVINGSTONE & ASSOCIATES | Enquiry authority |

Authority descriptions

Enquiry authority - you authorise the third party to have access to information about your account.

Please consider carefully who you appoint as a third party authority on your account as we may follow their instructions as if they were yours. It is important that you understand this risk and carefully consider what level of authority you give to them. For more information on third party authority levels search 'Macquarie Help' in your browser to find our Help Centre.

annual interest summary 2021/2022

| | |
|-------------------|------|
| INTEREST PAID | 3.47 |
| TOTAL INCOME PAID | 3.47 |



Macquarie Cash Management Account

enquiries 1800 806 310

account name AMOS FAMILY SF PTY LTD ATF
AMOS FAMILY SUPER FUND
account no. 969045954

We offer several options that allow you to make payments and view transactions free of charge

- Electronic funds transfers up to \$5,000 a day using online banking.
- Increase your limit to \$100,000 using the Macquarie Authenticator App or nominate an account for unlimited transfers by contacting us.
- BPAY payments (subject to BPAY biller code limits) free of charge via online and mobile banking.
- Make the switch to free online statements by updating your preference online.

About your account

- Interest is calculated on daily balances and paid monthly. The interest rate is variable and may change at any time without prior notice.
- For more information about your account including fees and charges, mistaken payments or unauthorised transactions, please read the terms and conditions for your product, available at macquarie.com.au or by contacting us. If you have a complaint about our service, or to find out more about our dispute resolution procedures, please refer to macquarie.com.au/feedback-and-complaints.

Protect your account

- Please check each entry on this statement. If you think there is an error or unauthorised transaction, please contact us right away.
- If you have new contact details, please contact us to update them.
- This statement should be kept in a safe place at all times. Please read the Product Information Statement for more details about keeping your account secure.

Access to and sharing your data

- We may provide access to or share an electronic copy of your data (account details, balance, transaction history and personal information) with other parties at your or your Financial Services Professional's request. This includes people who work with or for your Financial Services Professional such as accountants, consultants, technology platform owner/operators and others, some of whom may not be in Australia.
- Please refer to the current offer document for more information and speak with your Financial Services Professional if you have questions about how your data may be used, disclosed and/or protected.

Visit our Help Centre

- Here you'll find answers to common questions about your account. For more information, please visit help.macquarie.com

Download the Macquarie Mobile Banking app

- The Macquarie Mobile Banking app makes managing your money simple and convenient.



*The Apple logo is a trademark of Apple Inc, registered in the U.S. and other countries.
App Store is a service mark of Apple Inc. Google Logo is a trademark of Google LLC.*

12-1

Amos Family Super Fund General Ledger



As at 30 June 2022

| Transaction Date | Description | Units | Debit | Credit | Balance \$ |
|-------------------------------|---|-------|--------------|-----------------|-----------------|
| Sundry Debtors (68000) | | | | | |
| <u>Sundry Debtors (68000)</u> | | | | | |
| 01/07/2021 | Opening Balance | | | | 5,000.00 DR |
| 30/08/2021 | One Contract Pro 21-038 - return of deposit | | | 5,000.00 | 0.00 DR |
| 28/03/2022 | TRANSACT FUNDS TFR TO CREATIVE TREASURES TD - error to be re-deposited. | | 50.00 11-4 | | 50.00 DR |
| | | | 50.00 | 5,000.00 | 50.00 DR |
| Total Debits: | | | 50.00 | | |
| Total Credits: | | | | 5,000.00 | |

Amos Family SF Pty Ltd ATF Amos Family SF Pty Ltd (SMA00412402)

Portfolio valuation

As at 30 Jun 2022

SMA 00 412402

Net portfolio value \$374,940.30



| Asset | Quantity | Avg unit cost | Actual cost | Unit price | Market value | Portfolio weight | Gain/loss | Gain/loss | Est income (a) | Est yield (b) |
|-----------------------------|-----------|---------------|------------------|------------|------------------|------------------|----------------|---------------|-----------------|---------------|
| | | \$ | \$ | \$ | \$ | % | \$ | % | \$ | % |
| Domestic Shares | | | | | | | | | | |
| BXB | 696 | 10.4639 | 7,282.84 | 10.71 | 7,454.16 | 1.99% | 171.32 | 2.35% | 203.93 | 2.74% |
| CBA | 28 | 107.9846 | 3,023.57 | 90.38 | 2,530.64 | 0.67% | -492.93 | -16.3% | 105.00 | 4.15% |
| CSL | 13 | 270.9723 | 3,522.64 | 269.06 | 3,497.78 | 0.93% | -24.86 | -0.71% | 39.16 | 1.12% |
| IAG | 772 | 4.4267 | 3,417.45 | 4.36 | 3,365.92 | 0.9% | -51.53 | -1.51% | 146.68 | 4.36% |
| MPL | 1,689 | 3.4405 | 5,811.02 | 3.25 | 5,489.25 | 1.46% | -321.77 | -5.54% | 219.57 | 4% |
| NCM | 146 | 25.509 | 3,724.31 | 20.89 | 3,049.94 | 0.81% | -674.37 | -18.11% | 95.83 | 3.14% |
| RMD | 83 | 35.2165 | 2,922.97 | 30.69 | 2,547.27 | 0.68% | -375.70 | -12.85% | 16.66 | 0.65% |
| WBC | 201 | 21.9598 | 4,413.91 | 19.50 | 3,919.50 | 1.05% | -494.41 | -11.2% | 243.21 | 6.21% |
| WDS | 152 | 22.4323 | 3,409.71 | 31.84 | 4,839.68 | 1.29% | 1,429.97 | 41.94% | 284.53 | 5.88% |
| Totals | | | 37,528.42 | | 36,694.14 | 9.78% | -834.28 | -2.22% | 1,354.57 | 3.69% |
| International Shares | | | | | | | | | | |
| F100 | 2,048 | 10.3442 | 21,184.84 | 9.82 | 20,111.36 | 5.36% | -1,073.48 | -5.07% | 641.94 | 3.19% |
| FUEL | 895 | 4.8322 | 4,324.85 | 5.66 | 5,065.70 | 1.35% | 740.85 | 17.13% | 207.80 | 4.1% |
| IEM | 71 | 70.9149 | 5,034.96 | 58.50 | 4,153.50 | 1.11% | -881.46 | -17.51% | 94.38 | 2.27% |
| IEU | 79 | 75.7089 | 5,981.00 | 63.45 | 5,012.55 | 1.34% | -968.45 | -16.19% | 131.88 | 2.63% |
| IJP | 159 | 95.9382 | 15,254.17 | 76.75 | 12,203.25 | 3.25% | -3,050.92 | -20% | 268.13 | 2.2% |
| IKO | 76 | 107.2853 | 8,153.68 | 85.85 | 6,524.60 | 1.74% | -1,629.08 | -19.98% | 47.40 | 0.73% |
| INT0011AU | 22,217.3 | 1.1603 | 25,778.51 | 1.0421 | 23,152.65 | 6.18% | -2,625.86 | -10.19% | 59.31 | 0.26% |
| INT0017AU | 22,195.27 | 1.0743 | 23,844.97 | 0.9139 | 20,284.26 | 5.41% | -3,560.71 | -14.93% | 2,434.56 | 12% |
| IWLD | 288 | 39.9184 | 11,496.50 | 37.43 | 10,779.84 | 2.88% | -716.66 | -6.23% | 1,795.44 | 16.66% |
| IZZ | 161 | 55.8591 | 8,993.31 | 49.33 | 7,942.13 | 2.12% | -1,051.18 | -11.69% | 105.67 | 1.33% |

13-1

Amos Family SF Pty Ltd ATF Amos Family SF Pty Ltd (SMA00412402) Portfolio valuation

infocus

As at 30 Jun 2022

SMA

Net portfolio value \$374,940.30 continued

| Asset | Quantity | Avg unit cost \$ | Actual cost \$ | Unit price \$ | Market value \$ | Portfolio weight % | Gain/loss \$ | Gain/loss % | Est income (a) \$ | Est yield (b) % |
|--|-----------|---------------------|---------------------|------------------|---------------------|--------------------------|-------------------|----------------|----------------------|--------------------|
| International Shares | | | | | | | | | | |
| MSTR | 3,141 | 9.4737 | 29,756.79 | 8.21 | 25,787.61 | 6.88% | -3,969.18 | -13.34% | 6,811.71 | 26.41% |
| MORNINGSTAR INTERNATIONAL SHARES ACTIVE ETF (MANAGED FUND) | | | | | | | | | | |
| VEQ | 105 | 62.0469 | 6,514.92 | 55.46 | 5,823.30 | 1.55% | -691.62 | -10.62% | 148.80 | 2.56% |
| VGE | 76 | 78.8455 | 5,992.26 | 66.99 | 5,091.24 | 1.36% | -901.02 | -15.04% | 123.89 | 2.43% |
| VANGUARD FTSE EMERGING MARKETS SHARES ETF | | | | | | | | | | |
| Totals | | | 172,310.76 | | 151,931.99 | 40.53% | -20,378.77 | -11.83% | 12,870.91 | 8.47% |
| Domestic Listed Property | | | | | | | | | | |
| GPT | 621 | 5.1062 | 3,170.94 | 4.22 | 2,620.62 | 0.7% | -550.32 | -17.36% | 144.07 | 5.5% |
| GPT GROUP FULLY PAID ORDINARY/UNITS STAPLED SECURITIES | | | | | | | | | | |
| Totals | | | 3,170.94 | | 2,620.62 | 0.7% | -550.32 | -17.36% | 144.07 | 5.5% |
| Domestic Fixed Interest | | | | | | | | | | |
| IAF | 643 | 110.1388 | 70,819.22 | 99.60 | 64,042.80 | 17.08% | -6,776.42 | -9.57% | 1,153.70 | 1.8% |
| VAF | 612 | 45.8625 | 28,067.88 | 44.18 | 27,038.16 | 7.21% | -1,029.72 | -3.67% | 697.90 | 2.58% |
| VANGUARD AUSTRALIAN FIXED INTEREST INDEX ETF | | | | | | | | | | |
| Totals | | | 98,887.10 | | 91,080.96 | 24.29% | -7,806.14 | -7.89% | 1,851.60 | 2.03% |
| International Fixed Interest | | | | | | | | | | |
| INT0082AU | 41,559.22 | 0.9114 | 37,878.91 | 0.8419 | 34,989.95 | 9.33% | -2,888.96 | -7.63% | 2,626.29 | 7.51% |
| MORNINGSTAR INTERNATIONAL BONDS HDGD Z | | | | | | | | | | |
| Totals | | | 37,878.91 | | 34,989.95 | 9.33% | -2,888.96 | -7.63% | 2,626.29 | 7.51% |
| Cash & Equivalents | | | | | | | | | | |
| AAA | 288 | 50.0756 | 14,421.76 | 50.11 | 14,431.68 | 3.85% | 9.92 | 0.07% | 40.08 | 0.28% |
| BETASHARES AUSTRALIAN HIGH INTEREST CASH ETF | | | | | | | | | | |
| AUDCASH | 15,090.74 | 1.00 | 15,090.74 | 1.00 | 15,090.74 | 4.02% | - | - | 108.65 | 0.72% |
| BILL | 249 | 100.2832 | 24,970.51 | 100.30 | 24,974.70 | 6.66% | 4.19 | 0.02% | 12.75 | 0.05% |
| ISHARES CORE CASH ETF | | | | | | | | | | |
| Totals | | | 54,483.01 | | 54,497.12 | 14.53% | 14.11 | 0.03% | 161.48 | 0.3% |
| Portfolio totals | | | 404,259.14 | | 371,814.78 | 99.16% | -32,444.36 | -8.03% | 19,008.92 | 5.11% |
| Income declared but not paid | | | | | | | | | | |
| | | | 3,125.52 | | 3,125.52 | 0.83% | | | | |
| 542617 | | | | | | | | | | |

32

Amos Family SF Pty Ltd ATF Amos Family SF Pty Ltd (SMA00412402)
Portfolio valuation



As at 30 Jun 2022

SMA

Net portfolio value \$374,940.30 continued

| Asset | Quantity | Avg unit cost | Actual cost | Unit price | Market value | Portfolio weight | Gain/loss | Gain/loss | Est income (a) | Est yield (b) |
|-----------------------------|----------|---------------|-------------------|------------|-------------------|------------------|-------------------|---------------|------------------|---------------|
| | | \$ | \$ | \$ | \$ | % | \$ | % | \$ | % |
| Net portfolio totals | | | 407,384.66 | | 374,940.30 | 100% | -32,444.36 | -8.03% | 19,008.92 | 5.07% |

(a) Estimated income

This estimation is based on historical returns and should not be regarded as an accurate indication of future earnings.

(b) Estimated yield percentage

The estimated yield is the estimated income as a percentage of the market value.

13-3

**Amos Family SF Pty Ltd ATF Amos Family SF Pty Ltd (SMA00412402)
 Additions and withdrawals**



01 Jul 2021 to 30 Jun 2022

SMA

Net addition \$400,000.00

| Date | Amount \$ | Notes |
|-----------------------------|-------------------|--|
| Additions | | |
| Cash deposits 12/11/2021 | 400,000.00 | AUDCASH: BSB 342-048 Bank Receipt Ref = 211111220127792, BPAY Ref = 4124020, Consolidated Posting Ref = 1317957664 |
| Totals | 400,000.00 | |
| Total additions | 400,000.00 | |
| Net addition | 400,000.00 | |

13.4

Amos Family SF Pty Ltd ATF Amos Family SF Pty Ltd (SMA00412402)

Transaction history

infocus

01 Jul 2021 to 30 Jun 2022

SMA

Transactions

| Asset | Type | Transaction date | Settlement date | Quantity | Net amount \$ | Average price \$ | Disposal method | Narration | Brokerage \$ | GST \$ |
|--|------|------------------|-----------------|----------|---------------|------------------|-----------------|-----------|--------------|--------|
| THE A2 MILK COMPANY LIMITED FPO | | | | | | | | | | |
| A2M | Buy | 15/11/2021 | 17/11/2021 | 388 | 2,451.74 | 6.3189 | | | 1.63 | 0.16 |
| | Sell | 18/03/2022 | 22/03/2022 | -388 | -2,079.44 | 5.3594 | Minimise | | 1.83 | 0.18 |
| BETASHARES AUSTRALIAN HIGH INTEREST CASH ETF | | | | | | | | | | |
| AAA | Buy | 15/11/2021 | 17/11/2021 | 288 | 14,421.76 | 50.0756 | | | 1.45 | 0.15 |
| ISHARES CORE CASH ETF | | | | | | | | | | |
| BILL | Buy | 15/11/2021 | 17/11/2021 | 461 | 46,230.54 | 100.2832 | | | 13.90 | 1.39 |
| | Sell | 21/01/2022 | 25/01/2022 | -33 | -3,305.57 | 100.1688 | Minimise | | 2.36 | 0.24 |
| | Sell | 8/03/2022 | 10/03/2022 | -28 | -2,804.49 | 100.1604 | Minimise | | 2.15 | 0.22 |
| | Sell | 17/03/2022 | 21/03/2022 | -114 | -11,421.40 | 100.1877 | Minimise | | 6.45 | 0.65 |
| | Sell | 21/06/2022 | 23/06/2022 | -37 | -3,705.40 | 100.1459 | Minimise | | 2.49 | 0.25 |
| BRAMBLES LIMITED FPO | | | | | | | | | | |
| BXB | Buy | 15/11/2021 | 17/11/2021 | 696 | 7,282.84 | 10.4639 | | | 3.70 | 0.37 |
| COMMONWEALTH BANK OF AUSTRALIA. FPO | | | | | | | | | | |
| CBA | Buy | 15/11/2021 | 17/11/2021 | 28 | 3,023.57 | 107.9846 | | | 1.64 | 0.16 |
| CSL LIMITED FPO | | | | | | | | | | |
| CSL | Buy | 17/03/2022 | 21/03/2022 | 13 | 3,522.64 | 270.9723 | | | 2.15 | 0.22 |
| BETASHARES FTSE 100 ETF | | | | | | | | | | |
| F100 | Buy | 15/11/2021 | 17/11/2021 | 2,048 | 21,184.84 | 10.3442 | | | 7.74 | 0.78 |
| BETASHARES GLOBAL ENERGY COMPANIES ETF - CURRENCY HEDGED | | | | | | | | | | |
| FUEL | Buy | 15/11/2021 | 17/11/2021 | 5,091 | 24,600.93 | 4.8322 | | | 10.36 | 1.04 |
| | Sell | 21/01/2022 | 25/01/2022 | -769 | -3,881.47 | 5.0474 | Minimise | | 2.71 | 0.27 |
| | Sell | 15/02/2022 | 17/02/2022 | -1,447 | -7,798.67 | 5.3895 | Minimise | | 4.68 | 0.47 |

B.S

Amos Family SF Pty Ltd ATF Amos Family SF Pty Ltd (SMA00412402) Transaction history



01 Jul 2021 to 30 Jun 2022

SMA

Transactions continued

| Asset | Type | Transaction date | Settlement date | Quantity | Net amount \$ | Average price \$ | Disposal method | Narration | Brokerage \$ | GST \$ |
|--|------|------------------|-----------------|-----------|---------------|------------------|-----------------|-----------|--------------|--------|
| GPT GROUP FULLY PAID ORDINARY/UNITS STAPLED SECURITIES | | | | | | | | | | |
| GPT | Buy | 15/11/2021 | 17/11/2021 | 621 | 3,170.94 | 5.1062 | | | 1.80 | 0.18 |
| ISHARES CORE COMPOSITE BOND ETF | | | | | | | | | | |
| IAF | Buy | 15/11/2021 | 17/11/2021 | 573 | 63,156.35 | 110.2205 | | | 15.89 | 1.59 |
| | Buy | 21/01/2022 | 25/01/2022 | 70 | 7,662.87 | 109.4696 | | | 4.56 | 0.46 |
| INSURANCE AUSTRALIA GROUP LIMITED FPO | | | | | | | | | | |
| IAG | Buy | 15/11/2021 | 17/11/2021 | 772 | 3,417.45 | 4.4267 | | | 2.28 | 0.23 |
| ISHARES MSCI EMERGING MARKETS ETF | | | | | | | | | | |
| IEM | Buy | 15/11/2021 | 17/11/2021 | 71 | 5,034.96 | 70.9149 | | | 2.90 | 0.29 |
| ISHARES EUROPE ETF | | | | | | | | | | |
| IEU | Buy | 15/11/2021 | 17/11/2021 | 79 | 5,981.00 | 75.7089 | | | 2.79 | 0.28 |
| ISHARES MSCI JAPAN ETF | | | | | | | | | | |
| IJP | Buy | 15/11/2021 | 17/11/2021 | 159 | 15,254.17 | 95.9382 | | | 6.99 | 0.70 |
| ISHARES MSCI SOUTH KOREA ETF | | | | | | | | | | |
| IKO | Buy | 15/11/2021 | 17/11/2021 | 39 | 4,297.28 | 110.1867 | | | 2.36 | 0.24 |
| | Buy | 18/02/2022 | 23/02/2022 | 37 | 3,856.40 | 104.227 | | | 2.72 | 0.27 |
| MORNINGSTAR AUSTRALIAN SHARES FUND Z | | | | | | | | | | |
| INT002AU | Buy | 15/11/2021 | 16/11/2021 | 2,382.07 | 3,163.29 | 1.328 | | | - | - |
| | Sell | 14/12/2021 | 17/12/2021 | -2,382.07 | -3,078.25 | 1.2923 | Minimise | | - | - |
| MORNINGSTAR MULTI ASSET RL RET FD - CL Z | | | | | | | | | | |
| INT0011AU | Buy | 15/11/2021 | 16/11/2021 | 22,217.24 | 25,778.44 | 1.1603 | | | - | - |

13-6

Amos Family SF Pty Ltd ATF Amos Family SF Pty Ltd (SMA00412402)

Transaction history

infocus

01 Jul 2021 to 30 Jun 2022

SMA

Transactions continued

| Asset | Type | Transaction date | Settlement date | Quantity | Net amount \$ | Average price \$ | Disposal method | Narration | Brokerage \$ | GST \$ |
|--|------|------------------|-----------------|-----------|---------------|------------------|-----------------|-----------|--------------|--------|
| MORNINGSTAR INTERNATIONAL SHARES UNHGD Z | | | | | | | | | | |
| INT0017AU | Buy | 18/10/2021 | 20/10/2021 | 0.04 | 0.04 | 1.00 | | | - | - |
| | Buy | 15/11/2021 | 16/11/2021 | 14,772.01 | 15,973.57 | 1.0813 | | | - | - |
| | Buy | 15/02/2022 | 17/02/2022 | 7,423.22 | 7,871.36 | 1.0604 | | | - | - |
| MORNINGSTAR INTERNATIONAL BONDS HDGD Z | | | | | | | | | | |
| INT0082AU | Buy | 15/11/2021 | 16/11/2021 | 32,908.44 | 30,483.09 | 0.9263 | | | - | - |
| | Buy | 6/05/2022 | 9/05/2022 | 8,650.69 | 7,395.73 | 0.8549 | | | - | - |
| ISHARES CORE MSCI WORLD EX AUS ESG LEADERS ETF | | | | | | | | | | |
| IWLD | Buy | 17/03/2022 | 22/03/2022 | 95 | 3,889.86 | 40.9459 | | | 2.73 | 0.27 |
| | Buy | 17/05/2022 | 19/05/2022 | 193 | 7,606.64 | 39.4126 | | | 4.59 | 0.46 |
| ISHARES CHINA LARGE-CAP ETF | | | | | | | | | | |
| IZZ | Buy | 15/11/2021 | 17/11/2021 | 124 | 7,025.02 | 56.6534 | | | 3.76 | 0.38 |
| | Buy | 21/01/2022 | 25/01/2022 | 37 | 1,968.29 | 53.197 | | | 1.77 | 0.18 |
| MEDIBANK PRIVATE LIMITED FPO | | | | | | | | | | |
| MPL | Buy | 15/11/2021 | 17/11/2021 | 1,689 | 5,811.02 | 3,4405 | | | 3.24 | 0.32 |
| MORNINGSTAR INTERNATIONAL SHARES ACTIVE ETF (MANAGED FUND) | | | | | | | | | | |
| MSTR | Buy | 15/11/2021 | 17/11/2021 | 3,141 | 29,756.79 | 9,4737 | | | 10.47 | 1.05 |
| NEWCREST MINING LIMITED FPO | | | | | | | | | | |
| NCM | Buy | 15/11/2021 | 17/11/2021 | 146 | 3,724.31 | 25.509 | | | 2.29 | 0.23 |
| BETASHARES AUSTRALIAN BANK SENIOR FLOATING RATE BOND ETF | | | | | | | | | | |
| QPON | Buy | 15/11/2021 | 17/11/2021 | 875 | 22,631.02 | 25.864 | | | 9.48 | 0.95 |
| | Sell | 18/02/2022 | 22/02/2022 | -306 | -7,888.30 | 25.7788 | Minimise | | 4.68 | 0.47 |
| | Sell | 6/05/2022 | 10/05/2022 | -569 | -14,510.99 | 25.5026 | Minimise | | 8.01 | 0.80 |

13-7

Amos Family SF Pty Ltd ATF Amos Family SF Pty Ltd (SMA00412402)



Transaction history

01 Jul 2021 to 30 Jun 2022

SMA

Transactions continued

| Asset | Type | Transaction date | Settlement date | Quantity | Net amount \$ | Average price \$ | Disposal method | Narration | Brokerage \$ | GST \$ |
|--|--------------|------------------|-----------------|----------|---------------|------------------|-----------------|---|--------------|--------|
| RESMED INC CDI 10:1 FOREIGN EXEMPT NYSE | | | | | | | | | | |
| RMD | Buy | 18/03/2022 | 22/03/2022 | 83 | 2,922.97 | 35.2165 | | | 2.22 | 0.22 |
| VANGUARD AUSTRALIAN FIXED INTEREST INDEX ETF | | | | | | | | | | |
| VAF | Buy | 18/02/2022 | 22/02/2022 | 165 | 7,878.54 | 47.7487 | | | 4.73 | 0.47 |
| | Buy | 17/03/2022 | 21/03/2022 | 160 | 7,549.98 | 47.1874 | | | 4.56 | 0.46 |
| | Buy | 6/05/2022 | 10/05/2022 | 161 | 7,182.59 | 44.6124 | | | 4.37 | 0.44 |
| | Buy | 21/06/2022 | 23/06/2022 | 126 | 5,456.77 | 43.3077 | | | 3.32 | 0.33 |
| VANGUARD FTSE EUROPE SHARES ETF | | | | | | | | | | |
| VEQ | Buy | 15/11/2021 | 17/11/2021 | 55 | 3,729.41 | 67.8075 | | | 2.37 | 0.24 |
| | Buy | 8/03/2022 | 10/03/2022 | 50 | 2,785.51 | 55.7102 | | | 2.18 | 0.22 |
| VANGUARD FTSE EMERGING MARKETS SHARES ETF | | | | | | | | | | |
| VGE | Buy | 15/11/2021 | 17/11/2021 | 76 | 5,992.26 | 78.8455 | | | 2.45 | 0.25 |
| WESTPAC BANKING CORPORATION FPO | | | | | | | | | | |
| WBC | Buy | 15/11/2021 | 17/11/2021 | 188 | 4,296.65 | 22.8545 | | | 2.19 | 0.22 |
| | Buy | 14/12/2021 | 16/12/2021 | 93 | 1,945.62 | 20.9206 | | | 1.68 | 0.17 |
| | Sell | 17/03/2022 | 21/03/2022 | -80 | -1,898.92 | 23.7365 | Minimise | | 1.72 | 0.17 |
| WOODSIDE ENERGY GROUP LTD FPO | | | | | | | | | | |
| WDS | Corp. Action | 25/05/2022 | 25/05/2022 | 152 | 3,409.71 | 22.4323 | | Name Change and Code Change from Woodside Petroleum Ltd FPO (WPL) to Woodside Energy Group Ltd (WDS). | - | - |
| WOODSIDE PETROLEUM LTD FPO | | | | | | | | | | |
| WPL | Buy | 15/11/2021 | 17/11/2021 | 176 | 3,968.30 | 22.5472 | | | 2.24 | 0.22 |
| | Buy | 14/12/2021 | 16/12/2021 | 54 | 1,200.09 | 22.2239 | | | 1.37 | 0.14 |

13-8

Amos Family SF Pty Ltd ATF Amos Family SF Pty Ltd (SMA00412402) Transaction history



01 Jul 2021 to 30 Jun 2022

SMA

Transactions continued

| Asset | Type | Transaction date | Settlement date | Quantity | Net amount \$ | Average price \$ | Disposal method | Narration | Brokerage \$ | GST \$ |
|-------|--------------|------------------|-----------------|----------|---------------|------------------|-----------------|---|--------------|--------|
| | Sell | 17/03/2022 | 21/03/2022 | -78 | -2,381.08 | 30.5267 | Minimise | | 1.96 | 0.20 |
| | Corp. Action | 25/05/2022 | 25/05/2022 | -152 | -3,409.71 | 22.4323 | | Name Change and Code Change from Woodside Petroleum Ltd FPO (WPL) to Woodside Energy Group Ltd (WDS). | - | - |

Summary of transactions

| | Net amount \$ | Brokerage \$ | GST \$ | GST claimable \$ | Unsettled as at 30 Jun 2022 \$ |
|-------------------|---------------|--------------|--------|------------------|--------------------------------|
| Acquisitions | 462,537.44 | 156.87 | 15.73 | - | - |
| Disposals | -76,574.23 | 46.53 | 4.67 | - | - |
| Corporate actions | - | 203.40 | 20.40 | - | - |

Turnover
Average portfolio value from 01/07/21 to 30/06/22 76,574.23
% Turnover 247,126.22
30.99%

Turnover: The lesser of Acquisitions or Disposals
% Turnover: Turnover divided by the Average portfolio value

13-9

Amos Family SF Pty Ltd ATF Amos Family SF Pty Ltd (SMA00412402)



Cash transactions

01 Jul 2021 to 30 Jun 2022

SMA

APPLICATION MONEY

| Date | Transaction | Narration | Withdrawal | Deposit | Balance |
|---------------------------|-----------------------|--|-----------------|-----------|-----------------|
| | | | \$ | \$ | \$ |
| 01/07/2021 | Opening Balance | | | | - |
| 18/10/2021 | Internal Transfer In | (Transfer in) Application money for rebalance 24347, security INT0017AU | - | 0.04 | 0.04 |
| 20/10/2021 | Internal Transfer Out | Payment of application money for rebalance 24347 | -0.04 | - | - |
| 15/11/2021 | Internal Transfer In | (Transfer in) Application money for rebalance 24483, security INT0082AU | - | 30,489.49 | 30,489.49 |
| 15/11/2021 | Internal Transfer In | (Transfer in) Application money for rebalance 24483, security INT0017AU | - | 15,963.62 | 46,453.11 |
| 15/11/2021 | Internal Transfer In | (Transfer in) Application money for rebalance 24483, security INT0002AU | - | 3,162.62 | 49,615.73 |
| 15/11/2021 | Internal Transfer In | (Transfer in) Application money for rebalance 24483, security INT0011AU | - | 25,779.31 | 75,395.04 |
| 16/11/2021 | Internal Transfer Out | Payment of application money for rebalance 24483 | -75,395.04 | - | - |
| 15/02/2022 | Internal Transfer In | (Transfer in) Application money for rebalance 24897, security INT0017AU | - | 7,871.09 | 7,871.09 |
| 17/02/2022 | Internal Transfer Out | Payment of application money for rebalance 24897 | -7,871.09 | - | - |
| 06/05/2022 | Internal Transfer In | (Transfer in) Application money for rebalance 25243, security INT0082AU | - | 7,395.88 | 7,395.88 |
| 09/05/2022 | Internal Transfer Out | Payment of application money for rebalance 25243 | -7,395.88 | - | - |
| APPLICATION MONEY summary | | | Opening balance | Deposits | Closing balance |
| | | | \$ | \$ | \$ |
| | | | - | 90,662.05 | - |
| | | | -90,662.05 | | |

13-10

Cash transactions

01 Jul 2021 to 30 Jun 2022

SMA

MAIN CASH ACCOUNT

| Date | Transaction | Narration | Withdrawal \$ | Deposit \$ | Balance \$ |
|------------|-----------------------|--|---------------|------------|------------|
| 01/07/2021 | Opening Balance | | | | 0.84 |
| 15/07/2021 | Income | INT0082AU Distribution | | 0.01 | 0.85 |
| 18/10/2021 | Internal Transfer Out | (Transfer out) Application money for rebalance 24347, security INT0017AU | -0.04 | | 0.81 |
| 20/10/2021 | Internal Transfer In | Payment of application money for rebalance 24347 | | 0.04 | 0.85 |
| 20/10/2021 | Stock Purchase | Net settlement for rebalance 24347 settling on 20/10/2021 | -0.04 | | 0.81 |
| 12/11/2021 | Deposit | BSB 342-048 Bank Receipt Ref = 21111220127792, BPAY Ref = 4124020, Consolidated Posting Ref = 1317957664 | | 400,000.00 | 400,000.81 |
| 15/11/2021 | Internal Transfer Out | (Transfer out) Application money for rebalance 24483, security INT0082AU | -30,489.49 | | 369,511.32 |
| 15/11/2021 | Internal Transfer Out | (Transfer out) Application money for rebalance 24483, security INT0017AU | -15,963.62 | | 353,547.70 |
| 15/11/2021 | Internal Transfer Out | (Transfer out) Application money for rebalance 24483, security INT0002AU | -3,162.62 | | 350,385.08 |
| 15/11/2021 | Internal Transfer Out | (Transfer out) Application money for rebalance 24483, security INT0011AU | -25,779.31 | | 324,605.77 |
| 16/11/2021 | Stock Purchase | Net settlement for rebalance 24483 settling on 16/11/2021 | -75,398.39 | | 249,207.38 |
| 16/11/2021 | Internal Transfer In | Payment of application money for rebalance 24483 | | 75,395.04 | 324,602.42 |
| 17/11/2021 | Stock Purchase | Net settlement for rebalance 24483 settling on 17/11/2021 | -306,443.15 | | 18,159.27 |
| 01/12/2021 | Interest Receipt | Monthly Interest | | 5.53 | 18,164.80 |
| 09/12/2021 | Portfolio Fee | Non advice Fees for the month ended 30 Nov 2021 | -168.60 | | 17,996.20 |
| 16/12/2021 | Stock Purchase | Net settlement for rebalance 24635 settling on 16/12/2021 | -3,145.71 | | 14,850.49 |
| 16/12/2021 | Income | AAA Dividend | | 3.30 | 14,853.79 |
| 16/12/2021 | Income | QPON Dividend | | 13.28 | 14,867.07 |

13-11

Amos Family SF Pty Ltd ATF Amos Family SF Pty Ltd (SMA00412402) Cash transactions



01 Jul 2021 to 30 Jun 2022

SMA

MAIN CASH ACCOUNT continued

| Date | Transaction | Narration | Withdrawal | Deposit | Balance |
|------------|-----------------------|--|------------|----------|-----------|
| | | | \$ | \$ | \$ |
| 16/12/2021 | Income | BILL Dividend | - | 0.23 | 14,867.30 |
| 17/12/2021 | Stock Sell | Net settlement for rebalance 24635 settling on 17/12/2021 | - | 3,078.25 | 17,945.55 |
| 03/01/2022 | Interest Receipt | Monthly Interest | - | 1.59 | 17,947.14 |
| 05/01/2022 | Income | IJP Dividend | - | 169.13 | 18,116.27 |
| 05/01/2022 | Income | IZZ Dividend | - | 60.99 | 18,177.26 |
| 05/01/2022 | Income | IEU Dividend | - | 54.29 | 18,231.55 |
| 05/01/2022 | Income | IEM Dividend | - | 59.29 | 18,290.84 |
| 11/01/2022 | Portfolio Fee | Non advice Fees for the month ended 31 Dec 2021 | -272.37 | - | 18,018.47 |
| 18/01/2022 | Income | BILL Dividend | - | 0.23 | 18,018.70 |
| 18/01/2022 | Income | IAF Dividend | - | 195.94 | 18,214.64 |
| 18/01/2022 | Income | INT0017AU Distribution | - | 67.48 | 18,282.12 |
| 18/01/2022 | Income | INT0011AU Distribution | - | 31.76 | 18,313.88 |
| 19/01/2022 | Income | FUEL Dividend | - | 506.20 | 18,820.08 |
| 19/01/2022 | Income | F100 Dividend | - | 343.14 | 19,163.22 |
| 19/01/2022 | Income | AAA Dividend | - | 3.21 | 19,166.43 |
| 19/01/2022 | Income | VEQ Dividend | - | 27.20 | 19,193.63 |
| 19/01/2022 | Income | VGE Dividend | - | 44.08 | 19,237.71 |
| 19/01/2022 | Income | QPON Dividend | - | 12.54 | 19,250.25 |
| 25/01/2022 | Stock Purchase | Net settlement for rebalance 24801 settling on 25/01/2022 | -2,444.12 | - | 16,806.13 |
| 01/02/2022 | Interest Receipt | Monthly Interest | - | 1.35 | 16,807.48 |
| 08/02/2022 | Portfolio Fee | Non advice Fees for the month ended 31 Jan 2022 | -273.99 | - | 16,533.49 |
| 15/02/2022 | Internal Transfer Out | (Transfer out) Application money for rebalance 24897, security INT0017AU | -7,871.09 | - | 8,662.40 |
| 16/02/2022 | Income | AAA Dividend | - | 2.50 | 8,664.90 |
| 16/02/2022 | Income | QPON Dividend | - | 12.43 | 8,677.33 |
| 17/02/2022 | Stock Sell | Net settlement for rebalance 24897 settling on 17/02/2022 | - | 7,798.67 | 16,476.00 |

13-12

Cash transactions

01 Jul 2021 to 30 Jun 2022

SMA



MAIN CASH ACCOUNT continued

| Date | Transaction | Narration | Withdrawal | Deposit | Balance |
|------------|----------------------|---|------------|-----------|-----------|
| | | | \$ | \$ | \$ |
| 17/02/2022 | Stock Purchase | Net settlement for rebalance 24897 settling on 17/02/2022 | -7,871.36 | - | 8,604.64 |
| 17/02/2022 | Internal Transfer In | Payment of application money for rebalance 24897 | - | 7,871.09 | 16,475.73 |
| 18/02/2022 | Income | BILL Dividend | - | 0.22 | 16,475.95 |
| 22/02/2022 | Stock Sell | Net settlement for rebalance 24918 settling on 22/02/2022 | - | 97.71 | 16,573.66 |
| 22/02/2022 | Stock Sell | IKO Deferred Settlement | - | 3,856.40 | 20,430.06 |
| 23/02/2022 | Stock Purchase | IKO Deferred Settlement | -3,856.40 | - | 16,573.66 |
| 28/02/2022 | Income | GPT_GPT Dividend | - | 61.48 | 16,635.14 |
| 01/03/2022 | Interest Receipt | Monthly Interest | - | 1.16 | 16,636.30 |
| 09/03/2022 | Portfolio Fee | Non advice Fees for the month ended 28 Feb 2022 | -255.45 | - | 16,380.85 |
| 10/03/2022 | Stock Sell | Net settlement for rebalance 24996 settling on 10/03/2022 | - | 18.98 | 16,399.83 |
| 16/03/2022 | Income | AAA Dividend | - | 2.12 | 16,401.95 |
| 16/03/2022 | Income | QPON Dividend | - | 7.47 | 16,409.42 |
| 18/03/2022 | Income | BILL Dividend | - | 0.27 | 16,409.69 |
| 21/03/2022 | Stock Sell | Net settlement for rebalance 25046 settling on 21/03/2022 | - | 757.36 | 17,167.05 |
| 21/03/2022 | Stock Sell | Net settlement for rebalance 25046 settling on 21/03/2022 | - | 11,421.40 | 28,588.45 |
| 21/03/2022 | Stock Purchase | Net settlement for rebalance 25046 settling on 21/03/2022 | -11,439.84 | - | 17,148.61 |
| 21/03/2022 | Stock Sell | IWLD Deferred Settlement | - | 3,889.86 | 21,038.47 |
| 22/03/2022 | Stock Purchase | Net settlement for rebalance 25050 settling on 22/03/2022 | -843.53 | - | 20,194.94 |
| 22/03/2022 | Stock Purchase | IWLD Deferred Settlement | -3,889.86 | - | 16,305.08 |
| 23/03/2022 | Income | WPL Dividend | - | 336.16 | 16,641.24 |
| 24/03/2022 | Income | IAG Dividend | - | 46.32 | 16,687.56 |
| 24/03/2022 | Income | MPL Dividend | - | 103.03 | 16,790.59 |
| 30/03/2022 | Income | CBA Dividend | - | 49.00 | 16,839.59 |

13-13

Amos Family SF Pty Ltd ATF Amos Family SF Pty Ltd (SMA00412402) Cash transactions

01 Jul 2021 to 30 Jun 2022
SMA



MAIN CASH ACCOUNT continued

| Date | Transaction | Narration | Withdrawal | Deposit | Balance |
|------------|-----------------------|--|------------|-----------|-----------|
| | | | \$ | \$ | \$ |
| 31/03/2022 | Income | NCM Dividend | - | 15.25 | 16,854.84 |
| 01/04/2022 | Interest Receipt | Monthly Interest | - | 1.33 | 16,856.17 |
| 08/04/2022 | Portfolio Fee | Non advice Fees for the month ended 31 Mar 2022 | -267.60 | - | 16,588.57 |
| 12/04/2022 | Income | INT0017AU Distribution | - | 60.15 | 16,648.72 |
| 12/04/2022 | Income | INT0011AU Distribution | - | 27.55 | 16,676.27 |
| 14/04/2022 | Income | BXB Dividend | - | 104.82 | 16,781.09 |
| 20/04/2022 | Income | VEQ Dividend | - | 13.17 | 16,794.26 |
| 20/04/2022 | Income | AAA Dividend | - | 2.65 | 16,796.91 |
| 20/04/2022 | Income | QPON Dividend | - | 8.14 | 16,805.05 |
| 20/04/2022 | Income | VGE Dividend | - | 12.35 | 16,817.40 |
| 20/04/2022 | Income | VAF Dividend | - | 58.27 | 16,875.67 |
| 21/04/2022 | Income | IAF Dividend | - | 224.28 | 17,099.95 |
| 21/04/2022 | Income | BILL Dividend | - | 1.52 | 17,101.47 |
| 02/05/2022 | Interest Receipt | Monthly Interest | - | 1.36 | 17,102.83 |
| 06/05/2022 | Internal Transfer Out | (Transfer out) Application money for rebalance 25243, security INT0082AU | -7,395.88 | - | 9,706.95 |
| 09/05/2022 | Portfolio Fee | Non advice Fees for the month ended 30 Apr 2022 | -260.47 | - | 9,446.48 |
| 09/05/2022 | Stock Purchase | Net settlement for rebalance 25243 settling on 09/05/2022 | -7,395.73 | - | 2,050.75 |
| 09/05/2022 | Internal Transfer In | Payment of application money for rebalance 25243 | - | 7,395.88 | 9,446.63 |
| 10/05/2022 | Stock Sell | Net settlement for rebalance 25243 settling on 10/05/2022 | - | 14,510.99 | 23,957.62 |
| 10/05/2022 | Stock Purchase | Net settlement for rebalance 25243 settling on 10/05/2022 | -7,182.59 | - | 16,775.03 |
| 17/05/2022 | Income | BILL Dividend | - | 1.92 | 16,776.95 |
| 17/05/2022 | Income | AAA Dividend | - | 2.63 | 16,779.58 |
| 17/05/2022 | Income | QPON Dividend | - | 7.92 | 16,787.50 |

13-14

Cash transactions

01 Jul 2021 to 30 Jun 2022

SMA



MAIN CASH ACCOUNT continued

| Date | Transaction | Narration | Withdrawal | Deposit | Balance |
|----------------------------------|------------------|---|----------------|-----------|------------------|
| 19/05/2022 | Stock Sell | Net settlement for rebalance 25289 settling on 19/05/2022 | \$ - | \$ 269.26 | \$ 17,056.76 |
| 01/06/2022 | Interest Receipt | Monthly Interest | - | 3.74 | 17,060.50 |
| 08/06/2022 | Portfolio Fee | Non advice Fees for the month ended 31 May 2022 | -263.94 | - | 16,796.56 |
| 16/06/2022 | Portfolio Fee | Expense recovery SMA | -95.00 | - | 16,701.56 |
| 16/06/2022 | Income | RMD Dividend | - | 4.32 | 16,705.88 |
| 16/06/2022 | Income | BILL Dividend | - | 8.03 | 16,713.91 |
| 17/06/2022 | Income | AAA Dividend | - | 5.59 | 16,719.50 |
| 23/06/2022 | Stock Purchase | Net settlement for rebalance 25430 settling on 23/06/2022 | -1,751.37 | - | 14,968.13 |
| 24/06/2022 | Income | WBC Dividend | - | 122.61 | 15,090.74 |
| MAIN CASH ACCOUNT summary | | | | | |
| | | Opening balance | \$ 0.84 | | |
| | | Withdrawals | \$ -524,181.56 | | |
| | | Deposits | \$ 539,271.46 | | |
| | | Closing balance | | \$ | 15,090.74 |

13-15

Important notices

General notices

This report is NOT intended to be advice

The information provided on this report is not intended to influence any person in making a decision in relation to a particular financial product, class of financial products, or any interest in either. Taxation is only one of the matters that must be considered when making a decision in relation to a financial product. However, to the extent that advice is provided on this report, it does not take into account any person's particular objectives, financial situation or needs. These should be considered to determine the appropriateness of the advice, before acting on it.

13-16

14-1

Amos Family Super Fund General Ledger



As at 30 June 2022

| Transaction Date | Description | Units | Debit | Credit | Balance \$ |
|--|---|-------------|------------------|--------|---------------------|
| Real Estate Properties (Australian - Residential) (77200) | | | | | |
| <u>1560/6 Sickle Avenue, Hope Island QLD, Australia (1560/6Sickle)</u> | | | | | |
| 25/08/2021 | TRANSACT FUNDS TFR TO PHONE HOMES PTY LT TD | 1.00 | 1,000.00 | 14-11 | 1,000.00 DR |
| 30/09/2021 | TRANSACT FUNDS TFR TO SHORT PUNCH GREATO TD | 0.00 | 1,000.00 | 14-2 | 2,000.00 DR |
| 02/12/2021 | TRANSACT FUNDS TFR TO SHORT PUNCH GREATO TD | 0.00 | 35,450.00 | 14-4 | 37,450.00 DR |
| 18/01/2022 | TRANSACT FUNDS TFR TO SHORT PUNCH GREATO TD | 0.00 | 35,450.00 | 14-3 | 72,900.00 DR |
| | | 1.00 | 72,900.00 | | 72,900.00 DR |

Total Debits: 72,900.00

Total Credits: 0.00

14-2

SHORT PUNCH & GREATORIX
Lawyers
120 Bundall Road
BUNDALL QLD 4217

RECEIPT NO 127010


TRUST ACCOUNT RECEIPT

| DATE | RECEIVED FROM | BANK | AMOUNT |
|----------|--|------|----------------|
| 21/10/21 | D/D: Amos Family Property Pty Ltd as Trustee Deposited:30/09/21 | WPC | \$*****1000.00 |

The sum of: ONE THOUSAND DOLLARS ONLY

Details: 340769 Short Punch and Greatorix as Stakeholder for HI
Property Holdings 3 Pty Ltd and Amos Family
Property Pty Ltd as Trustee
SH2 2133513 Sale/Purchase of 1506 Athena Residences
DIR. DEP. Holding Deposit

MADE OUT BY Caroline Farmer

Short Punch & Greatorix.....

14-3

SHORT PUNCH & GREATORIX
Lawyers
120 Bundall Road
BUNDALL QLD 4217

RECEIPT NO 128717

TRUST ACCOUNT RECEIPT

| DATE | RECEIVED FROM | BANK | AMOUNT |
|--|--|------|----------------|
| 19/01/22 | D/D: Amos Family Property Pty Ltd ATF Amos Bare Trust Deposited:18/01/22 | WPC | \$****35450.00 |
| The sum of: THIRTY FIVE THOUSAND FOUR HUNDRED AND FIFTY DOLLARS ONLY | | | |

Details: 340769 Short Punch and Greatorix as Stakeholder for HI
 Property Holdings 3 Pty Ltd and Amos Family
 Property Pty Ltd as Trustee
 SH2 2133513 Sale/Purchase of 1506 Athena Residences
 DIR. DEP. Part Balance Deposit

MADE OUT BY Harrison Jones

Short Punch & Greatorix... *H Jones*

144

SHORT PUNCH & GREATORIX
Lawyers
120 Bundall Road
BUNDALL QLD 4217

RECEIPT NO 127893


TRUST ACCOUNT RECEIPT

| DATE | RECEIVED FROM | BANK | AMOUNT |
|---------|--|------|----------------|
| 3/12/21 | D/D: Keith Richard Amos & Nicole Cherie Amos Deposited: 2/12/21 | WPC | \$****35450.00 |

The sum of: THIRTY FIVE THOUSAND FOUR HUNDRED AND FIFTY DOLLARS ONLY

Details: 340769 Short Punch and Greatorix as Stakeholder for HI
Property Holdings 3 Pty Ltd and Amos Family
Property Pty Ltd as Trustee
SH2 2133513 Sale/Purchase of 1506 Athena Residences
DIR. DEP. Part Balance Deposit

MADE OUT BY Caroline Farmer

Short Punch & Greatorix.....

145

**ATHENA RESIDENCES COMMUNITY TITLES SCHEME
CONTRACT OF SALE (PROPOSED STAGE 1)**

CONTRACT PARTICULARS

DATE: The _____ day of _____ 20

SELLER: HI PROPERTY HOLDINGS 3 PTY LTD ACN 618 454 158

POSTAL ADDRESS: PO BOX 1739 BROADBEACH QLD 4218

SELLER'S SOLICITORS: SHORT PUNCH & GREATORIX

POSTAL ADDRESS: PO BOX 5164, GOLD COAST MAIL CENTRE QLD 9726

Phone: 07 5538 2277 Facsimile: 07 5539 8745

SELLER'S AGENT: GS Property Solutions

POSTAL ADDRESS: 8872 Magnolia Drive East, Hope Island Qld 4212

Phone: 0418 408 200

Facsimile: _____

BUYER: Amos Family Super Fund

POSTAL ADDRESS: 22 Marina Parade, Ingham Qld 4850

Phone: 0401 335 499
0422 234 984

Email: moggy30@optusnet.com.au
keithamos1@yahoo.com.au

BUYER'S SOLICITOR: Rostron Carlye Rojas Solicitors (Attn: Stephanie Bonnici)

POSTAL ADDRESS: 15/270 Adelaide Street, Brisbane Qld 4001

Phone: 07 3009 8444

Facsimile: _____

Email Address: s.bonnici@rcrlaw.com.au

TRUSTEE (DEPOSIT HOLDER): SHORT PUNCH & GREATORIX LAWYERS

LOT SOLD: Proposed LOT NO. 1506

on SP 317765 (Proposed Stage 1)

PROPOSED SCHEME NAME: ATHENA RESIDENCES COMMUNITY TITLES SCHEME

14-6

EXCLUSIVE USE AREA/S
RELEVANT TO LOT:

CAR SPACE NO. TBA

STORAGE SPACE NO. _____

BALCONY NO. _____

COURTYARD NO. _____

(As shown in Plan/s attached to the Second Schedule if any))
(The Plans are shown for identification purposes only)

PURCHASE PRICE: AUD \$ 719,000

DEPOSIT (TOTAL): AUD \$ 71,900

INITIAL DEPOSIT: AUD \$ 1,000
on or before the Buyer signs this Contract

BALANCE DEPOSIT*: AUD \$
payable within 14 days of Contract Date. *If by Bond refer to clause 32

BALANCE PURCHASE PRICE: AUD \$ 647,100

SETTLEMENT DATE: In accordance with Clause 3(a)

14-7

CONTRACT TERMS**ON THE BASIS THAT:**

- A. The Seller (or an entity related to the Seller) is or was the owner of the Land ("the Land").
- B. The Seller (or parties related to the Seller) intends to (or already has) reconfigure the Land to create lots and common property in a Community Titles Scheme to be known as (or already known as) by the Proposed Scheme Name set out in the Contract Particulars ("Scheme"), and there will be (or is) a body corporate ('Body Corporate') for that Scheme.
- C. The Seller (or parties related to the Seller) is to construct an apartment building ("the Building") on part of the Land (which may be further subdivided before the subdivision to create the Lot), in accordance with plans and specifications prepared by the Seller's Architect for the Building, some detail of which is set out in the Schedules to this Contract.
- D. The Building will be subdivided by way of one or more building format plans ("BFP") to produce lots and common property under the Land Title Act 1994 and the Lot will be a Lot in the Scheme pursuant to the Body Corporate and Community Management Act 1997 ("the Act").
- E. The Building will contain an apartment described in the Contract Particulars by its proposed Lot Number ("the Lot") with its separate freehold title.
- F. The Buyer wishes to purchase the title to the Lot from the Seller.
- G. It is expected that development of the Land will be conducted in a number of stages, and that there will be 2 separate residential buildings on the Land containing various building format lots and areas of common property (one of which will contain the Lot), generally in accordance with the description of staged development set out in Schedule B of the proposed Community Management Statement that forms part of the Seller's Statement, and subject to change in accordance with the terms of this Contract. Such development may be conducted by the Seller, its related entities, nominees or assigns.
- H. The stage that the Lot is purchased is in can be determined by reference to the concept plan and the descriptions included in the proposed Community Management Statement for the Scheme contained in the Seller's Statement, such Community Management Statement to apply after the Scheme is registered or changed to include the Lot (as the case may be). However, the order of staging, the number of stages, or lots relative to any stage may be subject to change, as set out herein.
- I. It is presently intended that the stage of the Scheme in which the Lot will be contained will be the first stage of construction.
- J. The Scheme may, or may not, include additional parcels of land not identified in the proposed Community Management Statement.

THIS AGREEMENT RECORDS THE PARTIES AGREEMENT that the Seller shall sell to the Buyer and the Buyer shall buy from the Seller the Lot in accordance with these Contract Terms:

1 INTERPRETATION:

In this agreement words of masculine gender shall be deemed to include all genders, and words of singular number shall include the plural and vice versa. Where more than one person is Buyer, liability shall be several as well as joint and where "person" is used, it shall include companies or bodies corporate. Where the Buyer enters into this Contract as trustee of a trust, they enter into this Contract in a personal capacity and as trustee of that trust.

"the Act" means the Body Corporate and Community Management Act 1997 as amended from time to time.

"Architect" means the Architect appointed by the Seller.

"Bank" means an authorised deposit-taking institution within the meaning of the Banking Act 1959 (Cth).

"bank cheque" means a cheque drawn by a Bank on itself.

"body corporate" means the body corporate relevant to the Scheme, as defined in the Act.

148

"Business Day" means a day other than a Saturday or Sunday or public holiday on the Gold Coast.

"Buyer" means the person or entity named as 'Buyer' in the Contract Particulars, together with his, her, their or its heirs, successors, administrators and permitted assigns.

"common property" means the common property relevant to the Scheme, as defined in the Act.

"Council" means the Council of the City of Gold Coast.

"Deposit holder", "Stakeholder" or "Trustee" are the same party and means the party stated as Trustee in the Contract Particulars.

"Development" means the development being conducted on the Land by the Seller and persons associated with the Seller.

"Disclosure Plan" means the form of disclosure plan provided to the Buyer with the Disclosure Statement.

"Electronic Signature" means an electronic method of signing that identifies the person and indicates their intention to sign the Contract.

"Land" means the lands at one time described as Lot 89 on SP 248648, and situated at 6-8 Sickie Avenue, Hope Island QLD and any other land nominated by the Seller or an entity nominated by or related to the Seller to form part of the Development.

"Lot" shall mean the Lot sold stated in the Contract Particulars, as generally shown as such relevant lot on the Disclosure Plan and plans attached to this Contract, which is subject to the terms and conditions of this Contract.

"Mortgagee" shall mean any Mortgagee (if any) of the Seller.

"Relevant Period" means the period commencing on the date of this contract and expiring 2 years after settlement of this Contract.

"Sale Notice" means the notice by the Buyer to the Seller containing the terms and conditions upon which the Buyer is willing to sell the Lot (or the relevant interest in the Lot) which, if the Lot has registered, must be in the form of the REIQ Contract for Lots in a Community Titles Scheme current at the time that the Buyer gives the Seller the sale notice, but if the Lot has not been registered, must be in the form of this Contract except for price, initial deposit and deposit.

"Scheme" means the Community Titles Scheme pursuant to which the Lot will be subject to at Settlement.

"Seller" means the person or entity named as 'Seller' in the Contract Particulars, together with his, her, their or its heirs, successors, administrators and assigns.

"Seller's Builder" shall mean such person or party engaged by the Seller to construct or to supervise the construction of the building, or if no such person is appointed, means the Seller.

"Seller's Statement" or "Disclosure Statement" means the Disclosure Statement that was provided to the Buyer prior to the Buyer entering into this Contract, prepared in accordance with the Act (as applicable), including any amendment, variation or replacement of such statement from time to time.

"Sunset Date" means the date that is 36 months after the date of this Contract, or such later date as determined in accordance with this Contract.

"Terms and Conditions" means the terms and conditions set out in the Sale Notice.

"Titles Office" means the Queensland government department responsible for the Queensland land registry from time to time.

2 PAYMENT OF PURCHASE PRICE:

The Purchase Price, Deposit and Balance Purchase Price are the amounts stated in the Contract

Particulars, and shall be paid by the Buyer as follows:


- (a) The Deposit:- When the Buyer signs this Contract, the Initial Deposit must be paid by the Buyer to the Trustee's Trust Account. The Trustee shall hold the Deposit as the Trustee pursuant to the Act and the Seller and Buyer appoint the Trustee for that purpose. The parties direct the Trustee to pay the Deposit:
- (i) If the Lot has been registered at the Contract Date, then to the Seller at Settlement. If the Lot has not been registered at the Contract Date, then (to the extent that it is not restricted by law from time to time) to the Seller upon registration of the Building Format Plan to create the Lot, and in any other case to the Seller at Settlement. For the avoidance of doubt, if the deposit is released to the Seller prior to Settlement it remains refundable to the Buyer in accordance with the Contract Terms until Settlement, and can be forfeited by the Seller upon operation of the Contract Terms;
 - (ii) to the Seller or the Buyer, as the case may be, upon the operation of the Contract Terms for payment or refund of the deposit to either party. The Seller is entitled to the Deposit upon settlement of this Contract;
 - (iii) in any event, as required by the Act.
- (b) The Balance Deposit:- As set out in the Contract Particulars.
- (c) The Balance Deposit by way of Bond:- See Clause 32
- (d) The Balance Purchase Price:- On settlement to the Seller or as directed, in the way as directed by the Seller;
- (e) If this Contract proceeds to completion then upon settlement any interest which has accrued on the deposit shall be paid to the Buyer. If this Contract is terminated or rescinded or the deposit released prior to settlement then the interest shall be paid at that time to the party entitled to the deposit.
- (f) If the Deposit or any part of it is not paid when required by this Contract, or is paid by a cheque which is not met on presentation, the Buyer shall then be substantially in breach of the Contract and the Seller may do all or any of the following:
- (i) rescind this Contract without notice;
 - (ii) forfeit any part of the Deposit which is paid; or
 - (iii) sue for and recover from the Buyer as a liquidated debt the unpaid sum.
- (g) This clause is a sufficient certification to the Trustee of the parties' agreement to investing the Deposit in an interest-bearing Trust Account with a bank carrying on business in Queensland and for accounting to the Seller. However if the Buyer does not provide the Trustee with a tax file number, the Trustee is not obliged to invest the Deposit. In any event the Trustee may, at its discretion, decide to invest or not invest the Deposit. The Deposit is invested at the risk of the party ultimately entitled to it.
- (h) Where this Contract provides for any further payments before settlement in respect of the purchase of the Lot then those payments shall be paid directly to the Trustee and dealt with in the above manner.
- (i) The Deposit is paid by the Buyer as a pledge for performance of this Contract and shall be forfeited at the Seller's election in the event of default by the Buyer. The Deposit forfeiture shall be separate to any entitlement of the Seller to damages or the payment of any other moneys pursuant to the Contract Terms.

3 SETTLEMENT:

- (a) Completion of this Contract ('Settlement') must not take place earlier than fourteen (14) days after the Seller gives advice to the Buyer that the Scheme has been registered or changed (in the event that the Scheme has already been registered prior to the Lot being created) to include the Lot.

Settlement is to occur fourteen (14) days after the Seller advises the Buyer that the Building Format Plan relevant to the Lot and Community Management Statement to include the Lot in the Scheme have been registered or three (3) days after the issue of a certificate of classification (in respect of the building/s that include the Lot), whichever is the later.

1410



New Apartments > Hope Island, QLD > Athena Residences - 6-8 Sickle Avenue, Hope Island

Turn on live updates for this property

- Price changes
- Estimate completion
- New renders
- Brochure updates
- Construction updates



Athena Residences

6-8 Sickle Avenue, Hope Island QLD 4212

Sales Status
Sold Out

Bedrooms
2 & 3

Residences
185

Estimated completion date
Early 2023

Development Information

Local Government Area: Gold Coast (City)
Suburb: [Hope Island, QLD](#)

1411



TAX INVOICE

Keith & Nicole Amos
22 Marina Pde
INGHAM QLD 4850
AUSTRALIA

Invoice Date
24 Aug 2021

Invoice Number
INV-1470

ABN
36 627 103 931

Phone Homes Pty Ltd
Phone: 1300 159 804
Email:
accounts@phonehomes.com.au
om.au
ABN: 36 627 103 931
ACN: 627 103 931

| Description | Quantity | Unit Price | GST | Amount AUD |
|---|----------|------------|-----------------------|-----------------|
| Phone Homes All-Inclusive Property Service Fee: Total Payment: \$7997 incl. GST* | 1.00 | 909.09 | 10% | 909.09 |
| - Liaisons throughout the entire property process until completion | | | | |
| - Assigned personal assistant | | | | |
| - Access to exclusive properties | | | | |
| - Finance planning with finance strategist | | | | |
| - Property analysis with tailored property options presented | | | | |
| - Full-time property acquisitions team | | | | |
| - Access to wholesale rates through strategic partners | | | | |
| - Ongoing Phone Homes premium support | | | | |
| *\$4997 Property Service Fee + \$3000 Property Acquisitions Fee | | | | |
| - Deposit: \$1000 (24/08/2021) | | | | |
| | | | Subtotal | 909.09 |
| | | | TOTAL GST 10% | 90.91 |
| | | | TOTAL AUD | 1,000.00 |
| | | | Less Amount Paid | 1,000.00 |
| | | | AMOUNT DUE AUD | 0.00 |

Due Date: 24 Aug 2021

Your payment has successfully been processed by the Accounts Department at Phone Homes Pty Ltd.

If you have any questions kindly contact our friendly team directly on accounts@phonehomes.com.au or +61 423 102 685.

Disclaimer: The contents of this invoice and any attachments are confidential and intended solely for the individual or entity to whom they are addressed. The contents and attachments are also subject to copyright law and may not be reproduced without the written consent of Phone Homes Pty Ltd. Any financial and legal advice offered by the Author of this invoice is of a general nature and may not be suitable for some people. No individual, financial, legal needs or goals have been taken into account in the advice offered. You should always seek independent advice about specific financial and legal decisions. See full Terms and Conditions at www.phonehomes.com.au/terms-conditions

14-12



PAYMENT ADVICE

To: Phone Homes Pty Ltd
Phone: 1300 159 804
Email: accounts@phonehomes.com.au
ABN: 36 627 103 931
ACN: 627 103 931

| | |
|-----------------------|---------------------|
| Customer | Keith & Nicole Amos |
| Invoice Number | INV-1470 |
| Amount Due | 0.00 |
| Due Date | 24 Aug 2021 |

Amount Enclosed

Enter the amount you are paying above



15.10

Income tax 002

| | |
|----------------|------------|
| Date generated | 11/11/2022 |
| Overdue | \$2.00 DR |
| Not yet due | \$0.00 |
| Balance | \$2.00 DR |

Transactions

3 results found - from 11 November 2020 to 11 November 2022 sorted by processed date ordered newest to oldest

| Processed date | Effective date | Description | Debit (DR) | Credit (CR) | Balance |
|----------------|----------------|---|------------|-------------|-------------|
| 1 Apr 2022 | 1 Apr 2022 | General interest charge | | | \$2.00 DR |
| 7 Oct 2021 | 6 Oct 2021 | Payment received | | \$752.30 | \$2.00 DR |
| 14 Sep 2021 | 28 Feb 2022 | Tax return Self Man Superfund - Income Tax for the period from 01 Jul 20 to 30 Jun 21 | \$754.30 | | \$754.30 DR |