

---

# **Workpapers - 2022 Financial Year**

## **JUNKO STRATTON SUPER FUND**

Preparer: Desiree Yutuc

Reviewer: Steven Lee

Printed: 02 November 2022

---

## Lead Schedule

2022 Financial Year

| Code  | Workpaper                                | CY Balance     | LY Balance     | Change    | Status    |
|-------|--|----------------|----------------|-----------|-----------|
| 23800 | Distributions Received                   | (\$877.23)     | (\$256.20)     | 242.4%    | Completed |
| 23900 | Dividends Received                       | (\$5,129.60)   | (\$4,977.99)   | 3.05%     | Completed |
| 24700 | Changes in Market Values of Investments  | \$11,414.04    | (\$2,544.51)   | (548.58)% | Completed |
| 24800 | Changes in Market Values of Other Assets |                | (\$2.26)       | 100%      | Completed |
| 25000 | Interest Received                        | (\$6,255.64)   | (\$12,526.31)  | (50.06)%  | Completed |
| 26500 | Other Investment Income                  |                | (\$100.80)     | 100%      | Completed |
| 30100 | Accountancy Fees                         | \$700.00       | \$795.00       | (11.95)%  | Completed |
| 30400 | ATO Supervisory Levy                     | \$259.00       | \$259.00       | 0%        | Completed |
| 30700 | Auditor's Remuneration                   | \$550.00       | \$450.00       | 22.22%    | Completed |
| 31500 | Bank Charges                             |                | \$1.20         | 100%      | Completed |
| 41800 | Postage, Printing and Stationery         | \$102.01       | \$60.10        | 69.73%    | Completed |
| 48500 | Income Tax Expense                       | \$72.43        | \$1,402.25     | (94.83)%  | Completed |
| 49000 | Profit/Loss Allocation Account           | (\$835.01)     | \$17,440.52    | (104.79)% | Completed |
| 50000 | Members                                  | (\$982,155.23) | (\$982,990.24) | (0.08)%   | Completed |
| 60400 | Bank Accounts                            | \$78,390.42    | \$87,665.24    | (10.58)%  | Completed |
| 61800 | Distributions Receivable                 | \$426.25       | \$61.21        | 596.37%   | Completed |
| 68000 | Sundry Debtors                           | \$1,566.55     | \$2,089.55     | (25.03)%  | Completed |

| Code  | Workpaper  | CY Balance   | LY Balance   | Change    | Status    |
|-------|--|--------------|--------------|-----------|-----------|
| 72450 | Fixed Interest Securities (Australian) - Unitised      | \$783,075.36 | \$776,822.01 | 0.8%      | Completed |
| 76550 | Plant and Equipment (at written down value) - Unitised |              |              | 0%        | Completed |
| 77600 | Shares in Listed Companies (Australian)                | \$102,351.09 | \$107,470.18 | (4.76)%   | Completed |
| 78200 | Units in Listed Unit Trusts (Australian)               | \$16,520.00  | \$10,344.40  | 59.7%     | Completed |
| 85000 | Income Tax Payable /Refundable                         | \$1,329.57   | (\$765.25)   | (273.74)% | Completed |
| 86000 | PAYG Payable   | (\$1,402.00) | (\$637.00)   | 120.09%   | Completed |
| 88000 | Sundry Creditors                                       | (\$102.01)   | (\$60.10)    | 69.73%    | Completed |
| A     | Financial Statements                                   |              |              |           | Completed |
| B     | Permanent Documents                                    |              |              |           | Completed |
| C     | Other Documents  |              |              |           | Completed |
| D     | Pension Documentation                                  |              |              |           | Completed |
| E     | Estate Planning  |              |              |           | Completed |

# 23800 - Distributions Received

2022 Financial Year

**Preparer** Desiree Yutuc

**Reviewer** Steven Lee

**Status** Completed

| Account Code | Description                          | CY Balance        | LY Balance        | Change  |
|--------------|--------------------------------------|-------------------|-------------------|---------|
| MGR.AX       | Mirvac Group - Stapled Securities    | (\$188.70)        |                   | 100%    |
| VAS.AX       | Vanguard Australian Shares Index Etf | (\$688.53)        | (\$256.20)        | 168.75% |
| <b>TOTAL</b> |                                      | <b>CY Balance</b> | <b>LY Balance</b> |         |
|              |                                      | (\$877.23)        | (\$256.20)        |         |

## Supporting Documents

- Distribution Reconciliation Report [Report](#)
- 2022\_MGR\_Tax\_Statement\_2021\_22.pdf [MGR.AX](#)
- 2022\_VAS\_Tax\_Statement\_2022.pdf [VAS.AX](#)

## Standard Checklist

- Attach a copy of all Tax Statements
- Attach a copy of Distribution Reconciliation Report
- Ensure all Distributions have been reviewed on [Distribution Tax Automation](#)



**JUNKO STRATTON SUPER FUND**

**Distribution Reconciliation Report**

For The Period 01 July 2021 - 30 June 2022

| Date  | Non Primary Production Income (A) * <sub>1</sub> |               |              |                 |                  | Distributed Capital Gains (B) * <sub>2</sub> |                     |                |             |             | Foreign Income * <sub>3</sub> |                 | Non-Assessable |             |                                    | Taxable Income |
|---|--|---------------|--------------|-----------------|------------------|--|---------------------|----------------|-------------|-------------|-------------------------------|-----------------|----------------|-------------|------------------------------------|----------------|
|   | Payment Received                                 | Franked       | Unfranked    | Interest/ Other | Franking Credits | Discounted (After Discount)                  | Rate * <sub>5</sub> | CGT Concession | Indexed     | Other       | Foreign Income                | Foreign Credits | Tax Exempt     | Tax Free    | Tax Deferred / AMIT * <sub>6</sub> |                |
| <b>Units in Listed Unit Trusts (Australian)</b> |  |               |              |                 |                  |  |                     |                |             |             |                               |                 |                |             |                                    |                |
| MGR.AX Mirvac Group - Stapled Securities        |  |               |              |                 |                  |  |                     |                |             |             |                               |                 |                |             |                                    |                |
| 30/06/2022                                      | 188.70   |               |              |                 |                  |  | S                   |                |             |             |                               |                 |                |             | 0.00                               |                |
| 30/06/2022                                      | 0.00   |               |              | 107.60          |                  | 19.89  | I                   | 19.89          |             |             |                               | 0.00            |                | 41.32       | 127.49                             |                |
|   | 188.70   |               |              | 107.60          |                  | 19.89  |                     | 19.89          |             |             |                               | 0.00            |                | 41.32       | 127.49                             |                |
| <i>Net Cash Distribution:</i>                   | <i>188.70</i>                                    |               |              |                 |                  |  |                     |                |             |             |                               |                 |                |             |                                    |                |
| VAS.AX Vngd Aus Shares                          |  |               |              |                 |                  |  |                     |                |             |             |                               |                 |                |             |                                    |                |
| 18/10/2021                                      | 154.81   |               |              |                 |                  |  | S                   |                |             |             |                               |                 |                |             | 0.00                               |                |
| 19/01/2022                                      | 76.62  |               |              |                 |                  |  | S                   |                |             |             |                               |                 |                |             | 0.00                               |                |
| 20/04/2022                                      | 219.55   |               |              |                 |                  |  | S                   |                |             |             |                               |                 |                |             | 0.00                               |                |
| 30/06/2022                                      | 237.55   |               |              |                 |                  |  | S                   |                |             |             |                               |                 |                |             | 0.00                               |                |
| 30/06/2022                                      | 0.00   |               |              |                 |                  |  | S                   |                |             |             |                               |                 |                |             | 0.00                               |                |
| 30/06/2022                                      | 0.00   |               |              |                 |                  |  | S                   |                |             |             |                               |                 |                |             | 0.00                               |                |
| 30/06/2022                                      | 0.00   | 432.65        | 34.17        | 19.90           | 191.43           | 109.35                                       | I                   | 109.35         | 0.00        | 0.00        | 8.70                          | 0.58            | 0.00           | 0.00        | (25.59)                            | 796.78         |
|   | 688.53   | 432.65        | 34.17        | 19.90           | 191.43           | 109.35                                       |                     | 109.35         | 0.00        | 0.00        | 8.70                          | 0.58            | 0.00           | 0.00        | (25.59)                            | 796.78         |
| <i>Net Cash Distribution:</i>                   | <i>688.53</i>                                    |               |              |                 |                  |  |                     |                |             |             |                               |                 |                |             |                                    |                |
|   | <b>877.23</b>                                    | <b>432.65</b> | <b>34.17</b> | <b>127.50</b>   | <b>191.43</b>    | <b>129.24</b>                                |                     | <b>129.24</b>  | <b>0.00</b> | <b>0.00</b> | <b>8.70</b>                   | <b>0.58</b>     | <b>0.00</b>    | <b>0.00</b> | <b>15.73</b>                       | <b>924.27</b>  |

**JUNKO STRATTON SUPER FUND**

**Distribution Reconciliation Report**

For The Period 01 July 2021 - 30 June 2022

| Date         | Non Primary Production Income (A) * <sub>1</sub> |               |              |                 | Distributed Capital Gains (B) * <sub>2</sub> |                             |                     |                | Foreign Income * <sub>3</sub> |             | Non-Assessable |                 |             |             | Taxable Income |                                    |
|--------------|--|---------------|--------------|-----------------|--|-----------------------------|---------------------|----------------|-------------------------------|-------------|----------------|-----------------|-------------|-------------|----------------|------------------------------------|
|              | Payment Received                                 | Franked       | Unfranked    | Interest/ Other | Franking Credits                             | Discounted (After Discount) | Rate * <sub>5</sub> | CGT Concession | Indexed                       | Other       | Foreign Income | Foreign Credits | Tax Exempt  | Tax Free    |                | Tax Deferred / AMIT * <sub>6</sub> |
| <b>TOTAL</b> | <b>877.23</b>                                    | <b>432.65</b> | <b>34.17</b> | <b>127.50</b>   | <b>191.43</b>                                | <b>129.24</b>               |                     | <b>129.24</b>  | <b>0.00</b>                   | <b>0.00</b> | <b>8.70</b>    | <b>0.58</b>     | <b>0.00</b> | <b>0.00</b> | <b>15.73</b>   | <b>924.27</b>                      |

**Total Distributed Gains**

| Discount Rate     | Discounted    | Gross         |
|-------------------|---------------|---------------|
| Superfund 1/3     | 0.00          | 0.00          |
| Individual 50%(I) | 129.24        | 258.47        |
| <b>Total</b>      | <b>129.24</b> | <b>258.47</b> |

\*<sub>1</sub> Summary of Non Primary Production Income (A)

| Tax Label                     | Franked | Unfranked | Interest/Other | Less Other Deduction | Income Before Credits * <sub>7</sub> | Franking Credits | Total Including Credits |
|-------------------------------|---------|-----------|----------------|----------------------|--------------------------------------|------------------|-------------------------|
| 11M Gross trust distributions | 432.65  | 34.17     | 127.50         | 0.00                 | 594.32                               | 191.43           | <b>785.75</b>           |

\*<sub>2</sub> Forms part of the Net Capital Gains calculation for Tax Label 11A.

\*<sub>3</sub> Forms part of the Foreign Credits calculation for Tax Label 11D, D1, 13C1.

\*<sub>4</sub> Taxable Income is designed to match Tax Statement provided by Fund Manager.

Taxable Income in the SMSF Annual Return will be different due to application of Capital Losses in Net Capital Gain calculation and application of different discount method.

\*<sub>5</sub> This is the discount rate selected for the transaction. "S" being Super Funds at 1/3 and "I" being Individual at 50%.

\*<sub>6</sub> AMIT cost base net increase is reflected as negative amount i.e. negative tax deferred and AMIT cost base net decrease is reflected as positive amount i.e. positive tax deferred.

\*<sub>7</sub> Sum of Income Before Credits reconciles with Taxable Trust Distributions in Statement of Taxable Income.

^ Variance between Payment Received and Net Cash Distribution.



REIMAGINING URBAN LIFE SINCE 1972

**Mirvac Limited**  
 ABN 92 003 280 699  
**Mirvac Funds Limited**  
 ABN 70 002 561 640  
 AFSL 233121  
 as responsible entity of the  
**Mirvac Property Trust**  
 ARSN 086 780 645  
 www.mirvac.com

All correspondence to:  
 Link Market Services Limited  
 Locked Bag A14  
 Sydney South NSW 1235 Australia  
 Freecall: +61 1800 356 444  
 Email: registrars@linkmarketservices.com.au  
 Website: www.linkmarketservices.com.au



007 001162

MRS JUNKO STRATTON &  
 MR KENNETH ARTHUR STRATTON  
 <JUNKO STRATTON S/F A/C>  
 PO BOX 446  
 NORTHBRIDGE NSW 1560

**STATEMENT DATE:** 31 August 2022  
**REFERENCE NUMBER:** X\*\*\*\*\*2804

TFN/ABN RECEIVED AND RECORDED

## Mirvac Group

### Attribution Managed Investment Trust Member Annual Statement and Guide

FOR THE YEAR ENDED 30 JUNE 2022

This Mirvac Group 2022 Attribution Managed Investment Trust ("AMIT") Member Annual Statement and Guide have been prepared to assist you with the completion of your Australian Income Tax Return for the year ended 30 June 2022.

| PERIOD END DATE              | NO. OF SECURITIES HELD AT PERIOD END | DISTRIBUTION AMOUNT PER SECURITY | MIRVAC PROPERTY TRUST DISTRIBUTIONS | MIRVAC LTD DIVIDEND | TOTAL           |
|------------------------------|--------------------------------------|----------------------------------|-------------------------------------|---------------------|-----------------|
| 31/12/2021 (paid 28/02/2022) | 0                                    | \$0.051                          | \$0.00                              | \$0.00              | \$0.00          |
| 30/06/2022 (paid 31/08/2022) | 3,700                                | \$0.051                          | \$188.70                            | \$0.00              | \$188.70        |
| <b>Total Paid</b>            |                                      | <b>\$0.102</b>                   | <b>\$188.70</b>                     | <b>\$0.00</b>       | <b>\$188.70</b> |

#### PART A – SUMMARY OF 2022 TAX RETURN/SUPPLEMENTARY SECTION ITEMS

| ITEM  | INDIVIDUAL TAX RETURN LABELS | AMOUNT   |
|---|------------------------------|----------|
| Franked dividend income   | 11T                          | \$0.00   |
| Franking credits  | 11U                          | \$0.00   |
| TFN amounts withheld from dividends   | 11V                          | \$0.00   |
| Franked distributions from trusts   | 13C                          | \$0.00   |
| Non primary production income   | 13U                          | \$107.60 |
| Franking credits from trusts  | 13Q                          | \$0.00   |
| Credit for non-resident withholding amounts (excluding capital gains)                     | 13A                          | \$0.00   |
| Credit for TFN/ABN amounts withheld from interest, dividends and unit trust distributions | 13R/13P                      | \$0.00   |
| Total current year capital gains  | 18H                          | \$39.78  |
| Net capital gain  | 18A                          | \$19.89  |
| Credit for non-resident capital gains withholding amounts                                 | 18X                          | \$0.00   |
| Assessable foreign sourced income/Other net foreign source income                         | 20E/20M                      | \$0.00   |
| Foreign income tax offset   | 20O                          | \$0.00   |

**PART B - COMPONENTS OF ATTRIBUTION**

|  | NOTES  | CASH<br>DISTRIBUTION | FRANKING<br>CREDITS          | ATTRIBUTED<br>TAXABLE<br>INCOME | INDIVIDUAL<br>TAX RETURN<br>LABEL |
|--|--------|----------------------|------------------------------|---------------------------------|-----------------------------------|
| <b>Australian Income</b>                                 |        |                      |                              |                                 |                                   |
| Dividends franked  | 1      | \$0.00               | \$0.00                       | \$0.00                          |                                   |
| Dividends unfranked                                      | 2      | \$0.00               |                              | \$0.00                          |                                   |
| Interest   | 3      | \$0.01               |                              | \$0.01                          |                                   |
| NCMI – Non-primary production                            | 4      | \$0.01               |                              | \$0.01                          |                                   |
| Excluded from NCMI – Non-primary production              | 5      | \$0.85               |                              | \$0.85                          |                                   |
| Other Income   | 6      | \$106.73             |                              | \$106.73                        |                                   |
| <b>Non primary production income</b>                     |        | <b>\$107.60</b>      | <b>\$0.00</b>                | <b>\$107.60</b>                 | 13U                               |
| <b>Capital Gains</b>                                     |        |                      |                              |                                 |                                   |
|  |        |                      | FOREIGN INCOME<br>TAX OFFSET |                                 |                                   |
| Capital gains discount – Taxable Australian property     | 7 & 13 | \$19.89              |                              | \$19.89                         |                                   |
| Capital gains discount – Non-taxable Australian property | 7 & 13 | \$0.00               |                              | \$0.00                          |                                   |
| Capital gains other – Taxable Australian property        | 8 & 13 | \$0.00               |                              | \$0.00                          |                                   |
| Capital gains other – Non-taxable Australian property    | 8 & 13 | \$0.00               |                              | \$0.00                          |                                   |
| NCMI - capital gains                                     | 4      | \$0.00               |                              | \$0.00                          |                                   |
| Excluded from NCMI - capital gains                       | 5      | \$0.00               |                              | \$0.00                          |                                   |
| <b>Distributed capital gains</b>                         |        | <b>\$19.89</b>       |                              |                                 |                                   |
| <b>Net capital gains</b>                                 |        |                      |                              | <b>\$19.89</b>                  | 18A                               |
| <b>Assessable Foreign Income</b>                         | 9 & 10 | <b>\$0.00</b>        | <b>\$0.00</b>                | <b>\$0.00</b>                   | 20E/20M                           |
| <b>Non-Assessable Amounts</b>                            |        |                      |                              |                                 |                                   |
| Non-assessable amounts                                   | 11     | \$61.21              |                              |                                 |                                   |
| <b>Total Cash Distribution</b>                           |        | <b>\$188.70</b>      |                              |                                 |                                   |

**PART C - ATTRIBUTION MANAGED INVESTMENT TRUST (“AMIT”) COST BASE ADJUSTMENTS**

|                                    |    |         |  |  |  |
|------------------------------------|----|---------|--|--|--|
| AMIT cost base net increase amount | 12 | \$0.00  |  |  |  |
| AMIT cost base net decrease amount | 12 | \$41.32 |  |  |  |

**PART D - ADDITIONAL CAPITAL GAINS INFORMATION FOR ITEM 18**

|   |    |                |  |  |     |
|---|----|----------------|--|--|-----|
| Capital gains – discount method (grossed up amount) | 13 | \$39.78        |  |  |     |
| Capital gains - other                               |    | \$0.00         |  |  |     |
| <b>Total Current Year Capital Gains</b>             |    | <b>\$39.78</b> |  |  | 18H |

**PART E - WITHHOLDING AND ATTRIBUTION MANAGED INVESTMENT TRUST (“AMIT”) AMOUNTS**

| <b>Withholding and AMIT Amounts</b>   |    |        |  |  |         |
|---|----|--------|--|--|---------|
| Credit for TFN/ABN amounts withheld from interest, dividends and unit trust distributions | 14 | \$0.00 |  |  | 13R/13P |
| Total of the amounts withheld by the payer from your AMIT fund payments                   | 15 | \$0.00 |  |  |         |
| Total of the fund payments covered by this payment summary                                | 15 | \$0.00 |  |  |         |
| Total non-resident withholding tax withheld from interest                                 | 16 | \$0.00 |  |  |         |
| Name of recipient of the withholding payments fund payments                               |    |        |  |  |         |
| Recipient’s TFN or ABN  |    |        |  |  |         |

Please retain this statement for Australian Income Tax purposes.

# AMIT Member Annual Statement Guide

This Guide provides general information to assist in the completion of an Australian Income Tax Return for the financial year ended 30 June 2022. This guide has been prepared on the basis that you hold your Mirvac Group securities on capital account. Whilst every care has been taken in the preparation of this Guide, Mirvac Group does not provide taxation advice and nothing in this document is to be regarded as advice. If you have any doubt about your tax position, or if you require any further information about your tax affairs or the completion of an Australian Income Tax Return, you should consult your professional adviser without delay.

Mirvac Property Trust ("MPT") is an attribution managed investment trust ("AMIT") for the year ended 30 June 2022. Information on the AMIT regime can be obtained from the My Securities section of the Investor Centre section of Mirvac's website at <https://www.mirvac.com/investor-centre>.

## PART A – WHAT DO YOU DO WITH THE AMOUNTS THAT APPEAR IN PART A?

Your AMIT Member Annual Statement has been designed so that the amounts in Part A correspond with the amounts you are required to enter into your 2022 Individual Tax Return/Supplementary Section for Australian-residents and includes the distribution components from your investment that are relevant for the completion of your Australian Income Tax Return. Please note that there are no dividend amounts from Mirvac Limited to be included in your Australian Income Tax Return for the year ended 30 June 2022.

## PART B – WHAT DO YOU DO WITH THE AMOUNTS THAT APPEAR IN PART B?

Part B of your AMIT Member Annual Statement provides additional information relating to the components of the distribution from MPT that were attributed to you in respect of the year ended 30 June 2022. Please note that there were no dividend amounts from Mirvac Limited to be included in your Australian Income Tax Return for the year ended 30 June 2022.

### NON PRIMARY PRODUCTION INCOME

#### Note 1 - Dividends – Franked amounts

This is your share of franked dividends. Your share of franking credits in relation to franked dividends is provided in the "Franking Credits" column. Although you do not receive the franking credits in cash, you must, in most cases, include them as part of your assessable income in your tax return. You may be entitled to tax offsets in respect of the franking credits distributed, to reduce your income tax or give you a tax refund.

#### Note 2 - Dividends – Unfranked amounts

This is your share of unfranked dividends. No franking credits are attached to these dividends.

#### Note 3 – Interest

This income relates to interest earned on amounts such as cash or fixed interest for securities held in Australia.

#### Note 4 - NCMI

"NCMI" refers to non-concessional managed investment trust income.

#### Note 5 - Excluded from NCMI

"Excluded from NCMI" refers to income that would be NCMI but for a transitional election made by MPT or its sub trusts.

#### Note 6 - Other Income

Other income is any other income from Australian sources (excluding capital gains) that is taxable. This includes rental income from direct or indirect property investments but excludes income from NCMI non-primary production and income Excluded from NCMI - non-primary production.

### CAPITAL GAINS

#### Note 7 – Capital Gains Discount

Capital gains discount are gains on the disposal of investments that have been held for at least 12 months. The gain has been reduced by 50 per cent as a result of the Capital Gains Tax ("CGT") discount. For additional information refer to Part D overleaf.

## Note 8 – Capital Gains – Other

Capital gains – other shows the part of the capital gains where the discount method has not been applied (such as for CGT assets held for less than 12 months or capital gains where the indexation method has been applied).

## FOREIGN INCOME

### Note 9 – Assessable Foreign Income

Foreign assessable income is foreign income including foreign sourced interest income, foreign dividend income and foreign rental income which is attributed at 30 June 2022.

### Note 10 – Foreign Income Tax Offset

Foreign income tax offsets are tax offsets you may be entitled to or in respect to tax paid on foreign sourced income included in your assessable income. The foreign income tax offset is only available to non-residents in certain circumstances such as where certain income distributed is taxed as assessable income in Australia. Your entitlement to a foreign income tax offset may be subject to a foreign tax offset limit. We recommend you refer to the Australian Taxation Office (“ATO”) publication “Guide to Foreign Income Tax Offset Rules 2022”. This can be downloaded from the ATO website at [www.ato.gov.au](http://www.ato.gov.au).

## NON-ASSESSABLE AMOUNTS

### Note 11 – Non-Assessable Amounts

Non-assessable amounts are distributions that are not immediately assessable for income tax purposes and are therefore not included in your Australian Income Tax Return. Under the AMIT regime you should not reduce your cost base for the non-assessable amount.

Under the AMIT regime, the adjustment to the cost base of your MPT units will be determined in accordance with the figures in Part C.

## PART C – WHAT DO YOU DO WITH THE AMOUNTS THAT APPEAR IN PART C?

### AMIT COST BASE ADJUSTMENTS

#### Note 12 – AMIT Cost Base Amounts

Under the AMIT regime you must:

- increase the cost base in your MPT units by your share of the MPT’s taxable income (before the application of the CGT discount); and
- decrease the cost base in your MPT units by the amount distributed to you.

If there is a net decrease amount that exceeds the cost base of your MPT units, the excess will be treated as a capital gain. The amount stated in Part C represents the net change in the cost base in your MPT units for the year ended 30 June 2022. For this year, you will have a net decrease in your cost base.

## PART D – WHAT DO YOU DO WITH THE AMOUNTS THAT APPEAR IN PART D?

#### Note 13 – Additional Capital Gains Information

Part D of your AMIT Member Annual Statement provides additional CGT information relating to the components of the distributions from MPT. There are three methods that are used to calculate a capital gain: indexation method; the discount method and the other method. There is only one way to calculate a capital loss. In some cases, you may be able to choose either the discount or indexation method to calculate your capital gain. In these cases you can use the method that gives you the better result. We recommend you refer to the ATO website page, “Guide to Capital Gains Tax 2022” and the publication “Personal Investors Guide to Capital Gains Tax 2022”. The ATO website address is [www.ato.gov.au](http://www.ato.gov.au).

The discounted capital gain amount and the net capital gain amount in the capital gains section of Part B are based on the 50 per cent CGT discount, which is available to individuals and trusts. Accordingly, a company or complying superannuation fund should use the information contained in the “Additional Capital Gains Information” section in Part D as a basis to determine their net capital gain amount to be included in the 2022 Australian Income Tax Return. We recommend you refer to the ATO website page, “Guide to Capital Gains Tax 2022” and the publication “Personal Investors Guide to Capital Gains Tax 2022”. The ATO website address is [www.ato.gov.au](http://www.ato.gov.au).

If you disposed of your investment in Mirvac Group during the year ended 30 June 2022 you may be required to declare a gain or loss on your investment. This should also be disclosed under Item 18.

## PART E – WHAT DO YOU DO WITH THE AMOUNTS THAT APPEAR IN PART E?

### Note 14 – Credit for TFN/ABN Amounts Withheld


If you have not provided a TFN, ABN or exemption for your investment, withholding tax at the highest marginal rate (including Medicare levy) of 47.0 per cent has been deducted from your distributions. You should record the total amount detailed at “Credit for TFN/ABN amounts withheld” at item 13R or 13P.

### Note 15 – Total Amount of “Fund Payments” Made to Non-Resident and Applicable Tax Withheld from those Payments

If you are a non-resident securityholder, tax has been withheld from parts of your distribution that related to certain Australian sourced income. A Payment Summary for the year ended 30 June 2022 has been provided to you in Part E because tax has been withheld from your distribution.

### Note 16 – Total Non-Resident Withholding Tax Withheld from Interest

If you are a non-resident securityholder, non-resident withholding tax has been deducted from your interest income. A Payment Summary for the year ended 30 June 2022 has been provided to you in Part E because tax has been withheld from your distribution.



This guide provides general information to assist in the completion of an Australian Income Tax Return for the financial year ended 30 June 2022. This guide has been prepared on the basis that you hold your Mirvac Group securities on capital account. Whilst every care has been taken in the preparation of this Guide, Mirvac Group does not provide taxation advice and nothing in this document is to be regarded as advice. If you have any doubts about your tax position, or if you require any further information about your tax affairs or the completion of income tax return, you should consult your professional adviser without delay.

## Contact Us:



**Online:**  
www-au.computershare.com/Investor/Contact



**By Mail:**  
Computershare Investor Services Pty Limited  
GPO Box 2975 Melbourne  
Victoria 3001 Australia

013530 007 VAS



MRS JUNKO STRATTON &  
MR KENNETH ARTHUR STRATTON  
<JUNKO STRATTON S/F A/C>  
PO BOX 446  
NORTHBRIDGE NSW 1560

## Enquiries:

(within Australia) 1300 757 905  
(international) +61 3 9415 4813

## Holder Identification Number (HIN)

HIN WITHHELD

## ATTRIBUTION MANAGED INVESTMENT TRUST MEMBER ANNUAL TAX STATEMENT FOR YEAR ENDED 30 JUNE 2022

The following tax return items are valid for Australian resident individual unitholders only.

| PART A – SUMMARY OF 2022 TAX RETURN (SUPPLEMENTARY SECTION) ITEMS                                 |                   |                  |                 |
|---|-------------------|------------------|-----------------|
| Item  | Tax Return Label  | Amount           |                 |
| Share of net income from trusts, less net capital gains, foreign income and franked distributions | 13U               | \$54.07          |                 |
| Franked distributions from trusts   | 13C               | \$624.08         |                 |
| Share of franking credits from franked dividends  | 13Q               | \$191.43         |                 |
| Share of credit for TFN amounts withheld  | 13R               | \$0.00           |                 |
| Share of credit for foreign resident withholding amounts  | 13A               | \$0.00           |                 |
| Net capital gain  | 18A               | \$109.35         |                 |
| Total current year capital gains  | 18H               | \$218.70         |                 |
| Assessable foreign source income  | 20E               | \$9.28           |                 |
| Other net foreign source income   | 20M               | \$9.28           |                 |
| Foreign income tax offset   | 20O               | \$0.58           |                 |
| PART B – COMPONENTS OF ATTRIBUTION  |                   |                  |                 |
| Item  | Cash Distribution | Tax Paid/Offsets | Attribution     |
| <b>Australian Income</b>  |                   |                  |                 |
| Unfranked distributions   | \$13.23           |                  | \$10.54         |
| Unfranked CFI distributions   | \$23.44           |                  | \$23.63         |
| Interest - subject to non resident WHT  | \$4.48            |                  | \$5.86          |
| Interest - not subject to non resident WHT  | \$0.00            |                  | \$0.00          |
| Other income - clean building MIT income  | \$0.00            |                  | \$0.00          |
| Other income - excluded from NCMI   | \$0.19            |                  | \$0.20          |
| Other income - NCMI   | \$0.22            |                  | \$0.32          |
| Other income  | \$16.94           |                  | \$13.52         |
| <b>Non primary production income</b>  | <b>\$58.50</b>    |                  | <b>\$54.07</b>  |
| <b>Franked distributions</b>  | <b>\$431.76</b>   | <b>\$191.43</b>  | <b>\$624.08</b> |
| <b>Capital Gains</b>  |                   |                  |                 |
| Discounted capital gains TAP - clean building MIT income  | \$0.00            |                  | \$0.00          |
| Discounted capital gains TAP - excluded from NCMI   | \$0.00            |                  | \$0.00          |
| Discounted capital gains TAP - NCMI   | \$0.00            |                  | \$0.00          |
| Discounted capital gains TAP  | \$0.00            |                  | \$0.00          |
| Discounted capital gains NTAP   | \$94.80           |                  | \$109.35        |
| Capital gains – other method TAP - clean building MIT income                                      | \$0.00            |                  | \$0.00          |
| Capital gains – other method TAP - excluded from NCMI   | \$0.00            |                  | \$0.00          |
| Capital gains – other method TAP - NCMI   | \$0.00            |                  | \$0.00          |
| Capital gains – other method TAP  | \$0.00            |                  | \$0.00          |
| Capital gains – other method NTAP   | \$0.00            |                  | \$0.00          |
| <b>Net capital gain</b>   | <b>\$94.80</b>    |                  | <b>\$109.35</b> |
| AMIT CGT gross up amount  |                   |                  | \$109.35        |
| Other capital gains distribution  | \$94.80           |                  |                 |
| <b>Total current year capital gains</b>   | <b>\$189.60</b>   |                  | <b>\$218.70</b> |
| <b>Foreign Income</b>   |                   |                  |                 |
| <b>Assessable foreign source income</b>   | <b>\$8.67</b>     | <b>\$0.58</b>    | <b>\$9.28</b>   |
| <b>Other Non-assessable Amounts</b>   |                   |                  |                 |
| Non-assessable non-exempt amount  | \$0.00            |                  | \$0.00          |
| Net exempt income   | \$0.00            |                  |                 |
| Other non-attributable amounts  | \$0.00            |                  |                 |
| <b>Gross Amount</b>   | <b>\$688.53</b>   |                  | <b>\$906.13</b> |
| AMIT cost base net amount - excess (reduce cost base)   |                   |                  | \$0.00          |
| AMIT cost base net amount - shortfall (increase cost base)  |                   |                  | \$25.59         |
| Less TFN amounts withheld   | \$0.00            |                  |                 |
| Less non-resident withholding tax   |                   |                  |                 |
| - Interest / dividend amounts withheld  | \$0.00            |                  |                 |
| - Fund payment amounts withheld   | \$0.00            |                  |                 |
| <b>Net Cash Distribution</b>  | <b>\$688.53</b>   |                  |                 |



# 23900 - Dividends Received

2022 Financial Year

Preparer Desiree Yutuc

Reviewer Steven Lee

Status Completed

| Account Code | Description   | CY Balance        | LY Balance        | Change   |
|--------------|---|-------------------|-------------------|----------|
| AGL.AXW      | AGL Energy Limited.   | (\$200.00)        | (\$368.00)        | (45.65)% |
| AMP.AX       | AMP Limited   |                   | (\$575.00)        | 100%     |
| API.AX       | Australian Pharmaceutical Industries Limited                                    |                   | (\$231.00)        | 100%     |
| AZJ.AX       | Aurizon Holdings Limited  | (\$1,066.97)      | (\$1,204.09)      | (11.39)% |
| BHP.AX       | BHP Group Limited   | (\$832.22)        |                   | 100%     |
| CBA.AXW      | Commonwealth Bank Of Australia.   | (\$942.50)        | (\$496.00)        | 90.02%   |
| IAG.AX       | Insurance Australia Group Limited   | (\$177.71)        | (\$95.69)         | 85.71%   |
| NAB.AX       | National Australia Bank Limited   | (\$604.52)        | (\$232.80)        | 159.67%  |
| NABHA.AX     | National Australia Bank Limited   |                   | (\$100.00)        | 100%     |
| NABPD.AX     | National Australia Bank Limited (CAP NOTE 3-BBSW+4.95 PERP NON-CUM RED T-07-22) |                   | (\$90.38)         | 100%     |
| ORG.AXW      | Origin Energy Limited   | (\$129.68)        | (\$389.03)        | (66.67)% |
| PTM.AX       | Platinum Asset Management Limited   | (\$440.00)        | (\$460.00)        | (4.35)%  |
| TLS.AX       | Telstra Corporation Limited.  | (\$736.00)        | (\$736.00)        | 0%       |
| <b>TOTAL</b> |   |                   |                   |          |
|              |   | <b>CY Balance</b> | <b>LY Balance</b> |          |
|              |   | (\$5,129.60)      | (\$4,977.99)      |          |

## Supporting Documents

- Dividend Reconciliation Report [Report](#)
- Investment Income Comparison Report [Report](#)
- 2022 Dividends.pdf

## Standard Checklist

- Attach copies of all dividend statements
- Attach copy of Dividend Reconciliation Report
- Attach copy of Investment Income Comparison Report

# JUNKO STRATTON SUPER FUND

## Dividend Reconciliation Report

For The Period 01 July 2021 - 30 June 2022

| Date   | Net Payment Received | Australian Income |         |                  | Foreign Income |                 |            | Withheld     |              |               |
|--|----------------------|-------------------|---------|------------------|----------------|-----------------|------------|--------------|--------------|---------------|
|  |                      | Unfranked         | Franked | Franking Credits | Foreign Income | Foreign Credits | NZ Credits | TFN Withheld | Non-Resident | LIC Deduction |
| <b>Shares in Listed Companies (Australian)</b> |                      |                   |         |                  |                |                 |            |              |              |               |
| AGL.AX AGL Energy Limited.                     |                      |                   |         |                  |                |                 |            |              |              |               |
| 29/09/2021                                     | 136.00               | 136.00            | 0.00    | 0.00             |                |                 |            |              |              |               |
| 30/03/2022                                     | 64.00                | 64.00             | 0.00    | 0.00             |                |                 |            |              |              |               |
|  | 200.00               | 200.00            | 0.00    | 0.00             |                |                 |            |              |              |               |
| AZJ.AX Aurizon Holdings Limited                |                      |                   |         |                  |                |                 |            |              |              |               |
| 22/09/2021                                     | 617.04               | 185.11            | 431.93  | 185.11           |                |                 |            |              |              |               |
| 30/03/2022                                     | 449.93               | 22.50             | 427.43  | 183.18           |                |                 |            |              |              |               |
|  | 1,066.97             | 207.61            | 859.36  | 368.29           |                |                 |            |              |              |               |
| BHP.AX BHP Group Limited                       |                      |                   |         |                  |                |                 |            |              |              |               |
| 28/03/2022                                     | 832.22               | 0.00              | 832.22  | 356.67           |                |                 |            |              |              |               |
|  | 832.22               | 0.00              | 832.22  | 356.67           |                |                 |            |              |              |               |
| CBA.AX Commonwealth Bank Of Australia.         |                      |                   |         |                  |                |                 |            |              |              |               |
| 29/09/2021                                     | 400.00               | 0.00              | 400.00  | 171.43           |                |                 |            |              |              |               |
| 30/03/2022                                     | 542.50               | 0.00              | 542.50  | 232.50           |                |                 |            |              |              |               |
|  | 942.50               | 0.00              | 942.50  | 403.93           |                |                 |            |              |              |               |

IAG.AX Insurance Australia Group Limited

# JUNKO STRATTON SUPER FUND

## Dividend Reconciliation Report

For The Period 01 July 2021 - 30 June 2022

| Date                                     | Net Payment Received | Australian Income |         |                  | Foreign Income |                 |            | Withheld     |              |               |
|--|----------------------|-------------------|---------|------------------|----------------|-----------------|------------|--------------|--------------|---------------|
|  |                      | Unfranked         | Franked | Franking Credits | Foreign Income | Foreign Credits | NZ Credits | TFN Withheld | Non-Resident | LIC Deduction |
| 22/09/2021                               | 177.71               | 177.71            | 0.00    | 0.00             |                |                 |            |              |              |               |
|  | 177.71               | 177.71            | 0.00    | 0.00             |                |                 |            |              |              |               |
| NAB.AX National Australia Bank Limited   |                      |                   |         |                  |                |                 |            |              |              |               |
| 02/07/2021                               | 285.60               | 0.00              | 285.60  | 122.40           |                |                 |            |              |              |               |
| 15/12/2021                               | 318.92               | 0.00              | 318.92  | 136.68           |                |                 |            |              |              |               |
|  | 604.52               | 0.00              | 604.52  | 259.08           |                |                 |            |              |              |               |
| ORG.AX Origin Energy Limited             |                      |                   |         |                  |                |                 |            |              |              |               |
| 01/10/2021                               | 129.68               | 129.68            | 0.00    | 0.00             |                |                 |            |              |              |               |
|  | 129.68               | 129.68            | 0.00    | 0.00             |                |                 |            |              |              |               |
| PTM.AX Platinum Asset Management Limited |                      |                   |         |                  |                |                 |            |              |              |               |
| 16/09/2021                               | 240.00               | 0.00              | 240.00  | 102.86           |                |                 |            |              |              |               |
| 18/03/2022                               | 200.00               | 0.00              | 200.00  | 85.71            |                |                 |            |              |              |               |
|  | 440.00               | 0.00              | 440.00  | 188.57           |                |                 |            |              |              |               |
| TLS.AX Telstra Corporation Limited.      |                      |                   |         |                  |                |                 |            |              |              |               |
| 23/09/2021                               | 368.00               | 0.00              | 368.00  | 157.71           |                |                 |            |              |              |               |
| 01/04/2022                               | 368.00               | 0.00              | 368.00  | 157.71           |                |                 |            |              |              |               |
|  | 736.00               | 0.00              | 736.00  | 315.42           |                |                 |            |              |              |               |

**JUNKO STRATTON SUPER FUND**  
**Dividend Reconciliation Report**

For The Period 01 July 2021 - 30 June 2022

| Date         | Net Payment Received | Australian Income |                 |                  | Foreign Income |                 |            | Withheld     |              |               |
|--------------|----------------------|-------------------|-----------------|------------------|----------------|-----------------|------------|--------------|--------------|---------------|
|              |                      | Unfranked         | Franked         | Franking Credits | Foreign Income | Foreign Credits | NZ Credits | TFN Withheld | Non-Resident | LIC Deduction |
|              | 5,129.60             | 715.00            | 4,414.60        | 1,891.96         |                |                 |            |              |              |               |
| <b>TOTAL</b> | <b>5,129.60</b>      | <b>715.00</b>     | <b>4,414.60</b> | <b>1,891.96</b>  |                |                 |            |              |              |               |

**Tax Return Reconciliation**

|                   | Totals   | Tax Return Label |
|-------------------|----------|------------------|
| Unfranked         | 715.00   | J                |
| Franked Dividends | 4,414.60 | K                |
| Franking Credits  | 1,891.96 | L                |

## JUNKO STRATTON SUPER FUND

# Investment Income Comparison Report

As at 30 June 2022

| Investment                                      | Ledger Data                       |               |                 | ASX & UUT Data  |                  |               |                  |                       |                  |                     |                 |
|---|-----------------------------------|---------------|-----------------|-----------------|------------------|---------------|------------------|-----------------------|------------------|---------------------|-----------------|
|   | Transaction Date                  | Income Amount | Franking Credit | Date Payable    | Ex Div/Dist Date | Units On Hand | 45 Day Qualified | Amount per share/unit | Estimated Income | Estimated Franking* |                 |
| <b>Reconciled</b>                               |                                   |               |                 |                 |                  |               |                  |                       |                  |                     |                 |
| <b>Shares in Listed Companies (Australian)</b>  |                                   |               |                 |                 |                  |               |                  |                       |                  |                     |                 |
| AGL.AX  | AGL Energy Limited.               | 29/09/2021    | 136.00          | 0.00            | 29/09/2021       | 25/08/2021    | 400.00           | 400.00                | 0.3400           | 136.00              | 0.00            |
| AGL.AX  | AGL Energy Limited.               | 30/03/2022    | 64.00           | 0.00            | 30/03/2022       | 23/02/2022    | 400.00           | 400.00                | 0.1600           | 64.00               | 0.00            |
| AZJ.AX  | Aurizon Holdings Limited          | 22/09/2021    | 617.04          | 185.11          | 22/09/2021       | 23/08/2021    | 4,285.00         | 4,285.00              | 0.1440           | 617.04              | 185.11          |
| AZJ.AX  | Aurizon Holdings Limited          | 30/03/2022    | 449.93          | 183.18          | 30/03/2022       | 28/02/2022    | 4,285.00         | 4,285.00              | 0.1050           | 449.92              | 183.18          |
| BHP.AX  | BHP Group Limited                 | 28/03/2022    | 832.22          | 356.67          | 28/03/2022       | 24/02/2022    | 400.00           | 400.00                | 2.0806           | 832.22              | 356.67          |
| CBA.AX  | Commonwealth Bank Of Australia.   | 29/09/2021    | 400.00          | 171.43          | 29/09/2021       | 17/08/2021    | 200.00           | 200.00                | 2.0000           | 400.00              | 171.43          |
| CBA.AX  | Commonwealth Bank Of Australia.   | 30/03/2022    | 542.50          | 232.50          | 30/03/2022       | 16/02/2022    | 310.00           | 310.00                | 1.7500           | 542.50              | 232.50          |
| IAG.AX  | Insurance Australia Group Limited | 22/09/2021    | 177.71          | 0.00            | 22/09/2021       | 17/08/2021    | 1,367.00         | 1,367.00              | 0.1300           | 177.71              | 0.00            |
| NAB.AX  | National Australia Bank Limited   | 02/07/2021    | 285.60          | 122.40          | 02/07/2021       | 13/05/2021    | 476.00           | 476.00                | 0.6000           | 285.60              | 122.40          |
| NAB.AX  | National Australia Bank Limited   | 15/12/2021    | 318.92          | 136.68          | 15/12/2021       | 15/11/2021    | 476.00           | 476.00                | 0.6700           | 318.92              | 136.68          |
| ORG.AX  | Origin Energy Limited             | 01/10/2021    | 129.68          | 0.00            | 01/10/2021       | 07/09/2021    | 1,729.00         | 1,729.00              | 0.0750           | 129.68              | 0.00            |
| PTM.AX  | Platinum Asset Management Limited | 16/09/2021    | 240.00          | 102.86          | 16/09/2021       | 02/09/2021    | 2,000.00         | 2,000.00              | 0.1200           | 240.00              | 102.86          |
| PTM.AX  | Platinum Asset Management Limited | 18/03/2022    | 200.00          | 85.71           | 18/03/2022       | 02/03/2022    | 2,000.00         | 2,000.00              | 0.1000           | 200.00              | 85.71           |
| TLS.AX  | Telstra Corporation Limited.      | 23/09/2021    | 368.00          | 157.71          | 23/09/2021       | 25/08/2021    | 4,600.00         | 4,600.00              | 0.0800           | 368.00              | 157.71          |
| TLS.AX  | Telstra Corporation Limited.      | 01/04/2022    | 368.00          | 157.71          | 01/04/2022       | 02/03/2022    | 4,600.00         | 4,600.00              | 0.0800           | 368.00              | 157.71          |
|   |                                   |               | <b>5,129.60</b> | <b>1,891.96</b> |                  |               |                  |                       | <b>8.4346</b>    | <b>5,129.59</b>     | <b>1,891.96</b> |
| <b>Units in Listed Unit Trusts (Australian)</b> |                                   |               |                 |                 |                  |               |                  |                       |                  |                     |                 |
| MGR.AX  | Mirvac Group - Stapled Securities | 30/06/2022    | 188.70          | 0.00            |                  |               |                  |                       |                  |                     |                 |
| MGR.AX  | Mirvac Group - Stapled Securities |               |                 |                 | 31/08/2022       | 29/06/2022    | 3,700.00         | 3,700.00              | 0.0510           | 188.70              | 0.00            |

JUNKO STRATTON SUPER FUND

Investment Income Comparison Report

As at 30 June 2022

| Investment | Ledger Data      |               |                 | ASX & UUT Data  |                  |               |                  |                       |                  |                     |                 |
|------------|------------------|---------------|-----------------|-----------------|------------------|---------------|------------------|-----------------------|------------------|---------------------|-----------------|
|            | Transaction Date | Income Amount | Franking Credit | Date Payable    | Ex Div/Dist Date | Units On Hand | 45 Day Qualified | Amount per share/unit | Estimated Income | Estimated Franking* |                 |
| VAS.AX     | Vngd Aus Shares  | 18/10/2021    | 154.81          |                 | 18/10/2021       | 01/10/2021    | 110.00           | 110.00                | 1.4073           | 154.81              | 57.66           |
| VAS.AX     | Vngd Aus Shares  | 19/01/2022    | 76.62           |                 | 19/01/2022       | 04/01/2022    | 110.00           | 110.00                | 0.6965           | 76.62               | 20.65           |
| VAS.AX     | Vngd Aus Shares  | 20/04/2022    | 219.55          |                 | 20/04/2022       | 01/04/2022    | 110.00           | 110.00                | 1.9959           | 219.55              | 39.49           |
| VAS.AX     | Vngd Aus Shares  | 30/06/2022    | 237.55          | 191.43          |                  |               |                  |                       |                  |                     |                 |
| VAS.AX     | Vngd Aus Shares  |               |                 |                 | 18/07/2022       | 01/07/2022    | 110.00           | 110.00                | 2.1595           | 237.55              | 67.63           |
|            |                  |               | <b>877.23</b>   | <b>191.43</b>   |                  |               |                  |                       | <b>6.3103</b>    | <b>877.22</b>       | <b>185.43</b>   |
|            |                  |               | <b>6,006.83</b> | <b>2,083.39</b> |                  |               |                  |                       | <b>14.7449</b>   | <b>6,006.82</b>     | <b>2,077.39</b> |

\*Franking credit is estimated using 45 day qualified units. The estimation might not be accurate for preference shares and hedging arrangements.



**AGL Energy Limited**  
 ABN 74 115 061 375

**All Registry communications to:**  
 Computershare Investor Services Pty Limited  
 GPO Box 2975  
 Melbourne Victoria 3001 Australia  
 Telephone (free call within Australia): 1800 824 513  
 (international): +61 3 9415 4253  
 Email: [aglenery@computershare.com.au](mailto:aglenery@computershare.com.au)  
 Website: [www-au.computershare.com/investor](http://www-au.computershare.com/investor)  
 ASX Code: **AGL**

005388 007 AGL



MRS JUNKO STRATTON &  
 MR KENNETH ARTHUR STRATTON  
 <JUNKO STRATTON S/F A/C>  
 PO BOX 446  
 NORTHBRIDGE NSW 1560

**Key Details**

SRN/HIN: X 0053022804  
 Payment Date: 29 September 2021  
 Record Date: 26 August 2021  
 TFN/ABN Status: Quoted

## Final dividend statement for the year ended 30 June 2021

This payment represents an ordinary dividend of 34 cents for the year ended 30 June 2021. For income tax purposes, 100% of the dividend is declared to be nil Conduit Foreign Income.

| Class Description  | Amount per Security | Number of Securities | Franked Amount | Unfranked Amount | Gross Payment   |
|--------------------|---------------------|----------------------|----------------|------------------|-----------------|
| Ordinary Shares    | \$0.34              | 400                  | \$0.00         | \$136.00         | \$136.00        |
| <b>Net Payment</b> |                     |                      |                |                  | <b>\$136.00</b> |
| Franking Credit    |                     |                      |                |                  | \$0.00          |

**Note 1:** You should retain this statement to assist you in preparing your tax return.

**Note 2:** If you require your payment to be re-issued, you may be charged an administrative fee which will be deducted from your payment.

## Your Payment Instruction

ANZ  
 BSB: 012-266 Account number: 480118525

**Amount Deposited**

**AUD\$136.00**

If payment cannot be made in accordance with the above instruction, your dividend entitlement will be withheld pending receipt of your valid banking details.





**AGL Energy Limited**  
ABN 74 115 061 375

**All Registry communications to:**  
Computershare Investor Services Pty Limited  
GPO Box 2975  
Melbourne Victoria 3001 Australia  
Telephone (free call within Australia): 1800 824 513  
(international): +61 3 9415 4253  
Email: [agleneenergy@computershare.com.au](mailto:agleneenergy@computershare.com.au)  
Website: [www-au.computershare.com/investor](http://www-au.computershare.com/investor)  
ASX Code: **AGL**

005587 007 AGL



MRS JUNKO STRATTON &  
MR KENNETH ARTHUR STRATTON  
<JUNKO STRATTON S/F A/C>  
PO BOX 446  
NORTHBRIDGE NSW 1560

**Key Details**

SRN/HIN: X 0053022804  
Payment Date: 30 March 2022  
Record Date: 24 February 2022  
TFN/ABN Status: Quoted

## Interim dividend statement for six months ended 31 December 2021

This payment represents an ordinary dividend of 16 cents for the six months ended 31 December 2021. For income tax purposes, 100% of the dividend is declared to be nil Conduit Foreign Income.

| Class Description  | Amount per Security | Number of Securities | Franked Amount | Unfranked Amount | Gross Payment  |
|--------------------|---------------------|----------------------|----------------|------------------|----------------|
| Ordinary Shares    | \$0.16              | 400                  | \$0.00         | \$64.00          | \$64.00        |
| <b>Net Payment</b> |                     |                      |                |                  | <b>\$64.00</b> |
| Franking Credit    |                     |                      |                |                  | \$0.00         |

**Note 1:** You should retain this statement to assist you in preparing your tax return.

**Note 2:** If you require your payment to be re-issued, you may be charged an administrative fee which will be deducted from your payment.


### Your Payment Instruction

ANZ  
BSB: 012-266 Account number: 480118525

Amount Deposited

**AUD\$64.00**

If payment cannot be made in accordance with the above instruction, your dividend entitlement will be withheld pending receipt of your valid banking details.



BHP Group Limited  
ABN 49 004 028 077

013991 007 BHP



MRS JUNKO STRATTON &  
MR KENNETH ARTHUR STRATTON  
<JUNKO STRATTON S/F A/C>  
PO BOX 446  
NORTHBRIDGE NSW 1560

### Update Your Details:



[www.computershare.com.au/investor](http://www.computershare.com.au/investor)



(within Australia) 1300 656 780  
(outside Australia) +61 3 9415 4020



Computershare Investor Services Pty Limited  
GPO Box 2975 Melbourne  
Victoria 3001 Australia

### Your Shareholding

| SHARE CLASS      | HOLDER NUMBER        |
|------------------|----------------------|
| Ordinary Shares  | X 0053022804         |
| TFN/ABN STATUS   | DIRECT CREDIT REF NO |
| Quoted           | 351331               |
| RECORD DATE      | PAYMENT DATE         |
| 25 February 2022 | 28 March 2022        |

You must keep this document for your tax records.

## BHP Group Limited Shares

### FY2022 Interim Dividend Payment - Dividend Statement & Direct Credit Advice

The statement below represents your interim dividend for the half year ended 31 December 2021. This dividend is paid at the rate of US\$1.50 (equivalent to A\$2.08055925) per share on your holding of fully paid ordinary shares, registered in your name and entitled to participate as at the record date. This dividend has been franked in Australia at a rate of 100% and the company tax rate used to determine the franking credit is 30%. All amounts are in Australian dollars, except where indicated.

| Amount per Security        | Number of Securities | Franked Amount | Unfranked Amount | Gross Payment    |
|----------------------------|----------------------|----------------|------------------|------------------|
| A\$2.08055925              | 400                  | A\$832.22      | A\$0.00          | A\$832.22        |
| <b>Net Payment</b>         |                      |                |                  | <b>A\$832.22</b> |
| Australian Franking Credit |                      |                |                  | A\$356.67        |

### Your Payment Instruction

ANZ INTERNET TRADING NSW  
BSB: 012-012  
Account Number: 253285972

Amount Deposited

**A\$832.22**

If payment cannot be made to the above instruction, you will be issued with a cheque in the same currency as the Amount Deposited.



To start receiving your statements online simply visit [www.computershare.com.au/easyupdate/bhp](http://www.computershare.com.au/easyupdate/bhp)



# Commonwealth Bank of Australia

ABN 48 123 123 124

Commonwealth Bank of Australia  
C/- Link Market Services Limited  
Locked Bag A14, Sydney South NSW 1235  
Telephone: +61 1800 022 440  
ASX Code: CBA  
Email: cba@linkmarketservices.com.au  
Website: www.linkmarketservices.com.au



007 018086

MRS JUNKO STRATTON &  
MR KENNETH ARTHUR STRATTON  
<JUNKO STRATTON S/F A/C>  
PO BOX 446  
NORTHBRIDGE NSW 1560

## Dividend Statement

Payment date: 29 September 2021  
Record date: 18 August 2021  
Reference number: X\*\*\*\*\*2804

TFN/ABN RECEIVED AND RECORDED

Dear Shareholder

The details below relate to the final dividend for the year ended 30 June 2021 payable on all ordinary shares entitled to a dividend at the Record date. This dividend is 100% franked at the company tax rate of 30%.

| Description                            | Dividend rate per share | Participating holding | Unfranked amount<br>\$ | Franked amount<br>\$ | Total amount<br>\$ | Franking credit<br>\$ | Withholding tax<br>\$ |
|--|-------------------------|-----------------------|------------------------|----------------------|--------------------|-----------------------|-----------------------|
| Ordinary Shares                        | 200 cents               | 200                   | \$0.00                 | \$400.00             | \$400.00           | \$171.43              | \$0.00                |
| <b>Dividend amount:</b>                |                         |                       |                        |                      | <b>\$400.00</b>    |                       |                       |
| <b>*New Zealand Imputation Credit:</b> |                         |                       |                        |                      | <b>NZ\$20.00</b>   |                       |                       |

\*Only relevant for New Zealand Resident Taxpayers

## DIVIDEND REMITTED TO:

ANZ BANK  
6/75 DORCAS STREET  
SOUTH MELBOURNE VIC 3205  
BSB: 012-012 ACC: \*\*\*\*\*5972  
Account Name: Mrs Junko Stratton + Mr Kennet  
Direct Credit Reference No.: 001263216386

For your convenience, you can update your details by visiting the Link Market Services Limited website. Please see overleaf for online login instructions.

In order to be effective for a particular payment, any changes to shareholder instructions should be received and recorded by Link Market Services Limited on or before the Record date for that payment.

You should retain this statement to assist in preparing your tax return. All shareholders should seek independent tax and financial advice relevant to their own particular circumstances.



007 018318

MRS JUNKO STRATTON &  
MR KENNETH ARTHUR STRATTON  
<JUNKO STRATTON S/F A/C>  
PO BOX 446  
NORTHBRIDGE NSW 1560

## Dividend Statement

Payment date: 30 March 2022  
Record date: 17 February 2022  
Reference number: X\*\*\*\*\*2804

TFN/ABN RECEIVED AND RECORDED

Dear Shareholder

The details below relate to the interim dividend for the half year ended 31 December 2021 payable on all ordinary shares entitled to a dividend at the Record date. This dividend is 100% franked at the company tax rate of 30%.

| Description                            | Dividend rate per share | Participating holding | Unfranked amount \$ | Franked amount \$ | Total amount \$  | Franking credit \$ | Withholding tax \$ |
|--|-------------------------|-----------------------|---------------------|-------------------|------------------|--------------------|--------------------|
| Ordinary Shares                        | 175 cents               | 310                   | \$0.00              | \$542.50          | \$542.50         | \$232.50           | \$0.00             |
| <b>Dividend amount:</b>                |                         |                       |                     |                   | <b>\$542.50</b>  |                    |                    |
| <b>*New Zealand Imputation Credit:</b> |                         |                       |                     |                   | <b>NZ\$31.00</b> |                    |                    |

\*Only relevant for New Zealand Resident Taxpayers


## DIVIDEND REMITTED TO:

ANZ BANK  
6/75 DORCAS STREET  
SOUTH MELBOURNE VIC 3205  
BSB: 012-012 ACC: \*\*\*\*\*5972  
Account Name: Mrs Junko Stratton + Mr Kennet  
Direct Credit Reference No.: 001271933526

For your convenience, you can update your details by visiting the Link Market Services Limited website. Please see overleaf for online login instructions.

In order to be effective for a particular payment, any changes to shareholder instructions should be received and recorded by Link Market Services Limited on or before the Record date for that payment.

You should retain this statement to assist in preparing your tax return. All shareholders should seek independent tax and financial advice relevant to their own particular circumstances.

**Insurance Australia Group Limited**

ABN 60 090 739 923 ASX Code: IAG

UPDATE YOUR INFORMATION:

**Online:**www.investorcentre.com/iag  
iag@computershare.com.au  
www.iag.com.au**By Mail:**Computershare Investor Services Pty Limited  
GPO Box 4709 Melbourne  
Victoria 3001 Australia

## ENQUIRIES:

(within Australia) 1300 360 688  
(international) +61 3 9415 4210Holder number: X0053022804  
Record date: 18 August 2021  
Payment date: 22 September 2021  
TFN/ABN: Quoted  
Share Price 18/08/21: \$5.30  
Share Value 18/08/21: \$7,245.10

044795 007 IAG

MRS JUNKO STRATTON &  
MR KENNETH ARTHUR STRATTON  
<JUNKO STRATTON S/F A/C>  
PO BOX 446  
NORTHBRIDGE NSW 1560**DIVIDEND STATEMENT**

The details below relate to the final dividend of 13 cents per share for Insurance Australia Group Limited (IAG), for the period 1 January 2021 to 30 June 2021. This dividend is 100% unfranked, declared to be conduit foreign income (CFI) and has been forwarded to the account detailed below.

| Share Class | Shares Held 18/08/2021 | Total Dividend per share | Unfranked Amount \$ | Franked Amount \$ | Gross Payment \$ | Withholding Tax \$ | Net Payment \$ | Franking Credit \$ |
|-------------|------------------------|--------------------------|---------------------|-------------------|------------------|--------------------|----------------|--------------------|
| ORD         | 1,367                  | 13 cents                 | 177.71              | 0.00              | 177.71           | 0.00               | 177.71         | 0.00               |

**Key figures for the full year ended 30 June 2021****\$12,602m**

Gross written premium (\$m)

**13.5%**

Reported insurance margin (%)

**(\$427m)**

Net profit (loss) after tax\*



For information about what contributed to these results, see the overview on the reverse of this page. Detailed information about our results, including our annual report, investor report and annual review and safer communities report, is available in the Reports and Results area of our website (www.iag.com.au).

\*Affected by significant costs from a number of material legacy issues.

**PAYMENT INSTRUCTIONS**ANZ INTERNET TRADING NSW  
BSB: 012-012  
ACC: 253285972You may be subject to income tax on any dividends paid on your IAG shares. IAG is required to provide the ATO with the details of any dividends paid to you. Any imputation credits attached to these dividends should be available to reduce your income tax payable with any excess being refundable to you provided certain requirements are met. These comments are of a general nature and it is important that you seek your own independent taxation advice specific to your circumstances.  
**You should keep this statement to assist you in preparing your income tax return.****If you require your payment to be re-issued, you may be charged an administrative fee which will be deducted from your payment.**



## 2021 Interim Dividend Statement

017424 007 NAB



MRS JUNKO STRATTON &  
MR KENNETH ARTHUR STRATTON  
<JUNKO STRATTON S/F A/C>  
PO BOX 446  
NORTHBRIDGE NSW 1560

### Contact our Share Registry

[www.investorcentre.com/au](http://www.investorcentre.com/au)

(in Australia) 1300 367 647  
(outside Australia) +61 3 9415 4299

### Holder Identification Number (HIN)

X0053022804

### Summary of key information

Payment Date 2 July 2021  
Record Date 14 May 2021  
TFN/ABN status Quoted  
ASX code NAB  
Direct Credit Reference No. 1034912

## Interim Dividend for the year ending 30 September 2021

The dividend is 100% franked at the relevant Australian Corporate Tax Rate of 30%.

| Ordinary Shares | Dividend Rate per Share | Unfranked Amount | Franked Amount | Franking Credit | Dividend Summary                 |
|-----------------|-------------------------|------------------|----------------|-----------------|----------------------------------|
| 476             | 60 cents                | \$0.00           | \$285.60       | \$122.40        | 476 shares x 60 cents = \$285.60 |

### Payment details

The cash dividend amount of \$285.60 has been credited to:

ANZ INTERNET TRADING NSW  
BSB: 012-012 ACC: \*\*\*\*\*5972

### Tax information

Australian resident shareholders

**Franked Amount:** This should be included in your assessable income.

**Franking Credit:** This may also need to be included in your assessable income.

This amount may be available as a tax offset to reduce your income tax liability.

If you are unsure of the tax treatment of your dividend, please contact your accountant or taxation adviser.

**Dividend Amount** **\$285.60**



## 2021 Final Dividend Statement

013216 007 NAB



MRS JUNKO STRATTON &  
MR KENNETH ARTHUR STRATTON  
<JUNKO STRATTON S/F A/C>  
PO BOX 446  
NORTHBRIDGE NSW 1560

### Contact our Share Registry

[www.investorcentre.com/au](http://www.investorcentre.com/au)

(in Australia) 1300 367 647  
(outside Australia) +61 3 9415 4299

### Holder Identification Number (HIN)

X0053022804

### Summary of key information

Payment Date 15 December 2021  
Record Date 16 November 2021  
TFN/ABN status Quoted  
ASX code NAB  
Direct Credit Reference No. 526930

## Final Dividend for the year ended 30 September 2021

The dividend is 100% franked at the relevant Australian Corporate Tax Rate of 30%.

| Ordinary Shares | Dividend Rate per Share | Unfranked Amount | Franked Amount | Franking Credit | Dividend Summary                 |
|-----------------|-------------------------|------------------|----------------|-----------------|----------------------------------|
| 476             | 67 cents                | \$0.00           | \$318.92       | \$136.68        | 476 shares x 67 cents = \$318.92 |

### Payment details

The cash dividend amount of \$318.92 has been credited to:

ANZ INTERNET TRADING NSW  
BSB: 012-012 ACC: \*\*\*\*\*5972

### Tax information

#### Australian resident shareholders

**Franked Amount:** This should be included in your assessable income.  
**Franking Credit:** This may also need to be included in your assessable income. This amount may be available as a tax offset to reduce your income tax liability.

#### New Zealand tax resident shareholders

New Zealand tax law requires us to notify shareholders that New Zealand imputation credits have been attached to this dividend at a rate of NZ\$0.01 per share. These credits are only relevant for shareholders required to file a New Zealand income tax return.

The aggregate of the dividend amount together with the attached New Zealand imputation credits is NZ\$335.07.

If you are unsure of the tax treatment of your dividend, please contact your accountant or taxation adviser.

**Dividend Amount \$318.92**



All correspondence to:

Boardroom Pty Limited  
ABN 14 003 209 836  
GPO Box 3993  
Sydney NSW 2001

Tel: 1300 664 446 (within Australia)  
Tel: +61 2 8016 2896 (outside Australia)  
Fax: +61 2 9279 0664

www.boardroomlimited.com.au  
origin@boardroomlimited.com.au

007\_12337\_7028

MRS JUNKO STRATTON &  
MR KENNETH ARTHUR STRATTON  
<JUNKO STRATTON S/F A/C>  
PO BOX 446  
NORTHBRIDGE NSW 1560

SRN/HIN: X\*\*\*\*\*2804  
Share Class: Ordinary  
TFN/ABN Status: Quoted  
Record Date: 08 September 2021  
Payment Date: 01 October 2021

## Dividend Statement

Origin Energy Limited has determined a 100% unfranked final dividend for the full-year ended 30 June 2021.

| Number of shares | Dividend per share | Franked amount | Unfranked amount | Withholding tax | Net amount | Franking credit |
|------------------|--------------------|----------------|------------------|-----------------|------------|-----------------|
| 1,729            | 7.5 cents          | Nil            | \$129.68         | Nil             | \$129.68   | Nil             |

Withholding tax has been deducted where your TFN, ABN or Exemption Code has not been recorded or if non-resident withholding tax applies.  
All amounts are in Australian Dollars unless otherwise stated.  
Please retain this statement for taxation purposes.

### Your payment instructions

| Bank code | Account number | Receipt currency | Exchange rate | Amount deposited |
|-----------|----------------|------------------|---------------|------------------|
| 012-012   | *****972       | AUD              | N/A           | 129.68           |

Please check the above details are correct and payment has been credited to your account.

### Annual General Meeting

Our Virtual AGM will be held on Wednesday, 20 October 2021.  
Visit [boardroomlimited.com.au/agm/originagm2021](http://boardroomlimited.com.au/agm/originagm2021)

### Letter to Shareholders

To view Origin's 2021 Letter to Shareholders please visit [originenergy.com.au/dividends](http://originenergy.com.au/dividends)

### Electronic Communications

To go paperless, please log onto [investorserve.com.au](http://investorserve.com.au) - provide your email address and change your communication preference to email.



Update your information:



[www.investorcentre.com/au](http://www.investorcentre.com/au)



Computershare Investor Services  
Pty Limited  
GPO Box 2975 Melbourne  
Victoria 3001 Australia



1300 855 080 (within Australia)  
+61 3 9415 4000 (outside Australia)

000045 007 PTM



MRS JUNKO STRATTON &  
MR KENNETH ARTHUR STRATTON  
<JUNKO STRATTON S/F A/C>  
PO BOX 446  
NORTHBRIDGE NSW 1560

**Holder Identification Number (HIN)**

X 0053022804

|                             |               |
|-----------------------------|---------------|
| ASX Code                    | PTM           |
| TFN/ABN Status              | Quoted        |
| Record Date                 | 3 March 2022  |
| Payment Date                | 18 March 2022 |
| Direct Credit Reference No. | 811658        |

## Dividend for the Half-Year Ended 31 December 2021

Your dividend payment is calculated as follows:

| Class Description | Number of Securities | Dividend per Security | Unfranked Amount | Franked Amount | Franking Credit |
|-------------------|----------------------|-----------------------|------------------|----------------|-----------------|
| Ordinary Shares   | 2,000                | 10 cents              | \$0.00           | \$200.00       | \$85.71         |

This payment is 100% franked at the corporate tax rate of 30%.

This notice contains information to assist you in preparing your Tax Return.

Please retain it in a safe place as a charge may be levied for a replacement.

If you require your payment to be re-issued, you may be charged an administrative fee which will be deducted from your payment.

**Net Payment AU\$200.00**

## Payment instruction

ANZ

BSB: 012-265

Account Number: 480118525

**Amount Deposited \$200.00**

Update your information:



[www.investorcentre.com/au](http://www.investorcentre.com/au)



Computershare Investor Services  
Pty Limited  
GPO Box 2975 Melbourne  
Victoria 3001 Australia



1300 855 080 (within Australia)  
+61 3 9415 4000 (outside Australia)

**Holder Identification Number (HIN)**

**X 0053022804**

ASX Code PTM  
TFN/ABN Status Quoted  
Record Date 3 September 2021  
Payment Date 16 September 2021  
Direct Credit Reference No. 811133

000031 007 PTM



MRS JUNKO STRATTON &  
MR KENNETH ARTHUR STRATTON  
<JUNKO STRATTON S/F A/C>  
PO BOX 446  
NORTHBRIDGE NSW 1560

## Final dividend for the year ended 30 June 2021

Your dividend payment is calculated as follows:

| Class Description | Number of Securities | Dividend per Security | Unfranked Amount | Franked Amount | Franking Credit |
|-------------------|----------------------|-----------------------|------------------|----------------|-----------------|
| Ordinary Shares   | 2,000                | 12 cents              | \$0.00           | \$240.00       | \$102.86        |

This payment is 100% franked at the corporate tax rate of 30%.

This notice contains information to assist you in preparing your Tax Return.

Please retain it in a safe place as a charge may be levied for a replacement.

**Net Payment AU\$240.00**

## Payment instruction

ANZ

BSB: 012-265

Account Number: 480118525

**Amount Deposited \$240.00**



007/03606

MRS JUNKO STRATTON &  
MR KENNETH ARTHUR STRATTON  
<JUNKO STRATTON S/F A/C>  
PO BOX 446  
NORTHBRIDGE NSW 1560

Telstra Share Registrar  
C/- Link Market Services Limited  
PO Box A942, SYDNEY SOUTH NSW 1234

T Australia: 1300 88 66 77  
T Overseas: +61 1300 88 66 77  
E [telstra@linkmarketservices.com.au](mailto:telstra@linkmarketservices.com.au)  
W [www.linkmarketservices.com.au/telstra](http://www.linkmarketservices.com.au/telstra)

# Telstra Dividend

For the period ended 30 June 2021

The dividend payment of Telstra Corporation Limited for the period ended 30 June 2021 includes a final ordinary dividend of 5 cents per share and a final special dividend of 3 cents per share, both 100% franked at the company tax rate of 30%. This total dividend amount and franking credit may need to be disclosed as assessable income on your Australian Tax Return. Please keep this statement for your tax records as a fee will be charged for a replacement.

## Your shareholding information

HIN/SRN: X\*\*\*\*\*2804

Share Class: Ordinary

TFN/ABN Status: Quoted

Record Date: 26 August 2021

Payment Date: 23 September 2021

Update your details online at  
[www.linkmarketservices.com.au/telstra](http://www.linkmarketservices.com.au/telstra)

| Payment Description  | Total Dividend per share | Shares held | Unfranked Amount | Franked Amount | Total Dividend Amount | Franking Credit |
|--|--------------------------|-------------|------------------|----------------|-----------------------|-----------------|
| Final ordinary dividend 5 cents per share and Final special dividend 3 cents per share | 8 cents                  | 4,600       | \$0.00           | \$368.00       | \$368.00              | \$157.71        |

Your dividend payment has been credited to your nominated account (listed below):

BSB: 012-012

Account Number: \*\*\*\*\*5972

Account Name: Mrs Junko Stratton + Mr Kennet

Direct Credit 001264449972

Reference Number: (a unique code for your dividend payment which will appear on your bank statement)

A payment has been made into the above account. If this account is not valid, please visit [www.linkmarketservices.com.au/telstra](http://www.linkmarketservices.com.au/telstra) to update your details. Once your details have been updated, a payment will be made within 15 business days.

## Dividend Reinvestment Plan

The Dividend Reinvestment Plan (DRP) did not operate for this dividend payment. Further details are available at [telstra.com/drp](http://telstra.com/drp).

Telstra Corporation Limited  
ACN 051 775 556  
ABN 33 051 775 556



007/05567

MRS JUNKO STRATTON &  
MR KENNETH ARTHUR STRATTON  
<JUNKO STRATTON S/F A/C>  
PO BOX 446  
NORTHBRIDGE NSW 1560

Telstra Share Registrar  
C/- Link Market Services Limited  
PO Box A942, SYDNEY SOUTH NSW 1234

T Australia: 1300 88 66 77  
T Overseas: +61 1300 88 66 77  
E [telstra@linkmarketservices.com.au](mailto:telstra@linkmarketservices.com.au)  
W [www.linkmarketservices.com.au/telstra](http://www.linkmarketservices.com.au/telstra)

# Telstra Dividend

For the period ended 31 December 2021

The dividend payment of Telstra Corporation Limited for the period ended 31 December 2021 includes an interim ordinary dividend of 6 cents per share and an interim special dividend of 2 cents per share, both 100% franked at the company tax rate of 30%. This total dividend amount and franking credit may need to be disclosed as assessable income on your Australian Tax Return. Please keep this statement for your tax records as a fee will be charged for a replacement.

## Your shareholding information

**HIN/SRN:** X\*\*\*\*\*2804  
**Share Class:** Ordinary  
**TFN/ABN Status:** Quoted  
**Record Date:** 3 March 2022  
**Payment Date:** 1 April 2022

Update your details online at  
[www.linkmarketservices.com.au/telstra](http://www.linkmarketservices.com.au/telstra)

| Payment Description  | Total Dividend per share | Shares held | Unfranked Amount | Franked Amount | Total Dividend Amount | Franking Credit |
|--|--------------------------|-------------|------------------|----------------|-----------------------|-----------------|
| Interim ordinary dividend 6 cents per share and Interim special dividend 2 cents per share | 8 cents                  | 4,600       | \$0.00           | \$368.00       | \$368.00              | \$157.71        |

Your dividend payment has been credited to your nominated account (listed below):

**BSB:** 012-012

**Account Number:** \*\*\*\*\*5972

**Account Name:** Mrs Junko Stratton + Mr Kennet

**Direct Credit** 001274367708

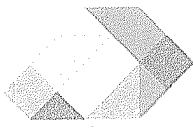
**Reference Number:** (a unique code for your dividend payment which will appear on your bank statement)

A payment has been made into the above account. If this account is not valid, please visit [www.linkmarketservices.com.au/telstra](http://www.linkmarketservices.com.au/telstra) to update your details. Once your details have been updated, a payment will be made within 15 business days.

## Dividend Reinvestment Plan

If you're a resident of Australia or New Zealand, you can choose to have your dividends reinvested into additional Telstra shares under our Dividend Reinvestment Plan (DRP).

To register for the DRP please go to [www.linkmarketservices.com.au/telstra](http://www.linkmarketservices.com.au/telstra). For more information on our DRP, including the DRP rules, visit [www.telstra.com/drp](http://www.telstra.com/drp).



# AURIZON®

**Aurizon Holdings Limited**  
ABN 14 146 335 622

001492 007 AZJ



JUNKO STRATTON  
<JUNKO STRATTON S/F A/C>  
PO BOX 446  
NORTHBRIDGE NSW 1560

Update your information.

**Online:**  
[www.computershare.com.au/easyupdate/azj](http://www.computershare.com.au/easyupdate/azj)

**By Mail:**  
Computershare Investor Services Pty Limited  
GPO Box 2975 Melbourne  
Victoria 3001 Australia

**Enquiries:**  
(within Australia) 1800 776 476  
(international) +61 3 9938 4376

**Securityholder Reference Number (SRN)**

I 0290014662

ASX Code AZJ  
TFN/ABN Status Quoted  
Record Date 24 August 2021  
Payment Date 22 September 2021  
Direct Credit Reference No. 822134

## 2021 FINAL DIVIDEND

Dear Shareholder,

This payment represents a final dividend of 14.4 cents per share for the year ended 30 June 2021. This dividend is paid on the shares registered in your name and entitled to participate as at the Record Date of 24 August 2021. For Australian tax purposes, 10.08 cents of this dividend is franked at the corporate tax rate of 30%. The remaining 4.32 cents is unfranked with nil Conduit Foreign Income.

Please register at [www.computershare.com.au/easyupdate/azj](http://www.computershare.com.au/easyupdate/azj) in order to update your TFN, bank account and other details online.

| Class Description  | Amount per Security | Number of Securities | Franked Amount | Unfranked Amount | Gross Payment   |
|--------------------|---------------------|----------------------|----------------|------------------|-----------------|
| Ordinary Shares    | 14.4 cents          | 4,285                | \$431.93       | \$185.11         | \$617.04        |
| <b>Net Payment</b> |                     |                      |                |                  | <b>\$617.04</b> |
| Franking Credit    |                     |                      |                |                  | \$185.11        |

**Note:** You should retain this statement to assist you in preparing your tax return.

## Your Payment Instruction

ANZ  
BSB: 012-265 Account number: 480118525

**Amount Deposited**  
**AUD\$617.04**



**AURIZON**

**Aurizon Holdings Limited**  
ABN 14 146 335 622

001556 007 AZJ



JUNKO STRATTON  
<JUNKO STRATTON S/F A/C>  
PO BOX 446  
NORTHBRIDGE NSW 1560

Update your information

**Online:**  
[www.computershare.com.au/easyupdate/azj](http://www.computershare.com.au/easyupdate/azj)

**By Mail:**  
Computershare Investor Services Pty Limited  
GPO Box 2975 Melbourne  
Victoria 3001 Australia

**Enquiries:**  
(within Australia) 1800 776 476  
(international) +61 3 9938 4376

**Securityholder Reference Number (SRN)**

I 0290014662

ASX Code AZJ  
TFN/ABN Status Quoted  
Record Date 1 March 2022  
Payment Date 30 March 2022  
Direct Credit Reference No. 821850

## 2022 INTERIM DIVIDEND

Dear Shareholder,

This payment represents an interim dividend of 10.5 cents per share for the half year ended 31 December 2021. This dividend is paid on the shares registered in your name and entitled to participate as at the Record Date of 1 March 2022. For Australian tax purposes, 9.975 cents of this dividend is franked at the corporate tax rate of 30%. The remaining 0.525 cents is unfranked with nil Conduit Foreign Income.

Please register at [www.computershare.com.au/easyupdate/azj](http://www.computershare.com.au/easyupdate/azj) in order to update your TFN, bank account and other details online.

| Class Description  | Amount per Security | Number of Securities | Franked Amount | Unfranked Amount | Gross Payment   |
|--------------------|---------------------|----------------------|----------------|------------------|-----------------|
| Ordinary Shares    | 10.5 cents          | 4,285                | \$427.43       | \$22.50          | \$449.93        |
| <b>Net Payment</b> |                     |                      |                |                  | <b>\$449.93</b> |
| Franking Credit    |                     |                      |                |                  | \$183.18        |

**Note:** You should retain this statement to assist you in preparing your tax return.

## Your Payment Instruction

ANZ  
BSB: 012-265 Account number: 480118525

**Amount Deposited**  
**AUD\$449.93**

# 24700 - Changes in Market Values of Investments

2022 Financial Year

Preparer Desiree Yutuc

Reviewer Steven Lee

Status Completed

| Account Code | Description                             | CY Balance        | LY Balance        | Change    |
|--------------|---|-------------------|-------------------|-----------|
| 24700        | Changes in Market Values of Investments | \$11,414.04       | (\$2,544.51)      | (548.58)% |
| <b>TOTAL</b> |   | <b>CY Balance</b> | <b>LY Balance</b> |           |
|              |   | \$11,414.04       | (\$2,544.51)      |           |

## Supporting Documents

- Realised Capital Gain Report [Report](#)
- Net Capital Gains Reconciliation [Report](#)
- Market Movement [Report](#)

## Standard Checklist

- Attach copies of Source Documentation (Contract Notes, Broker Statements, Chess Statements, Contracts of Sale, Managed Fund Statements etc)
- Attach copy of Market Movement report
- Attach copy of Net Capital Gains Reconciliation
- Attach copy of Realised Capital Gain Report
- Ensure all Asset Disposals have been entered
- Ensure all Market Values have been entered for June 30
- Ensure all Tax Deferred Distributions have been entered

# JUNKO STRATTON SUPER FUND

## Market Movement Report

As at 30 June 2022

| Investment   | Date              | Description     | Unrealised       |                          |                   |              | Realised         |                  |                      | Total           |
|--|-------------------|-----------------|------------------|--------------------------|-------------------|--------------|------------------|------------------|----------------------|-----------------|
|  |                   |                 | Units            | Accounting Cost Movement | Market Movement   | Depreciation | Balance          | Consideration    | Accounting Cost Base |                 |
| AGL.AXW - AGL Energy Limited.                            |                   |                 |                  |                          |                   |              |                  |                  |                      |                 |
|  | 01/07/2021        | Opening Balance | 400.00           | 0.00                     | 0.00              | 0.00         | 3,280.00         | 0.00             | 0.00                 | 0.00            |
|  | 30/06/2022        | Revaluation     | 0.00             | 0.00                     | 20.00             | 0.00         | 3,300.00         | 0.00             | 0.00                 | 0.00            |
|  | <b>30/06/2022</b> |                 | <b>400.00</b>    | <b>0.00</b>              | <b>20.00</b>      | <b>0.00</b>  | <b>3,300.00</b>  | <b>0.00</b>      | <b>0.00</b>          | <b>0.00</b>     |
| AMP.AX - AMP Limited                                     |                   |                 |                  |                          |                   |              |                  |                  |                      |                 |
|  | 01/07/2021        | Opening Balance | 5,750.00         | 0.00                     | 0.00              | 0.00         | 6,468.75         | 0.00             | 0.00                 | 0.00            |
|  | 30/06/2022        | Revaluation     | 0.00             | 0.00                     | (977.50)          | 0.00         | 5,491.25         | 0.00             | 0.00                 | 0.00            |
|  | <b>30/06/2022</b> |                 | <b>5,750.00</b>  | <b>0.00</b>              | <b>(977.50)</b>   | <b>0.00</b>  | <b>5,491.25</b>  | <b>0.00</b>      | <b>0.00</b>          | <b>0.00</b>     |
| ANZ.AX - Australia And New Zealand Banking Group Limited |                   |                 |                  |                          |                   |              |                  |                  |                      |                 |
|  | 01/07/2021        | Opening Balance | 0.00             | 0.00                     | 0.00              | 0.00         | 0.00             | 0.00             | 0.00                 | 0.00            |
|  | 09/03/2022        | Purchase        | 380.00           | 9,512.35                 | 0.00              | 0.00         | 9,512.35         | 0.00             | 0.00                 | 0.00            |
|  | 30/06/2022        | Revaluation     | 0.00             | 0.00                     | (1,140.95)        | 0.00         | 8,371.40         | 0.00             | 0.00                 | 0.00            |
|  | <b>30/06/2022</b> |                 | <b>380.00</b>    | <b>9,512.35</b>          | <b>(1,140.95)</b> | <b>0.00</b>  | <b>8,371.40</b>  | <b>0.00</b>      | <b>0.00</b>          | <b>0.00</b>     |
| API.AX - Australian Pharmaceutical Industries Limited    |                   |                 |                  |                          |                   |              |                  |                  |                      |                 |
|  | 01/07/2021        | Opening Balance | 6,600.00         | 0.00                     | 0.00              | 0.00         | 7,359.00         | 0.00             | 0.00                 | 0.00            |
|  | 24/09/2021        | Disposal        | (6,600.00)       | (9,127.95)               | 0.00              | 0.00         | (1,768.95)       | 9,743.05         | 9,127.95             | 615.10          |
|  | 24/09/2021        | Writeback       | 0.00             | 0.00                     | 1,768.95          | 0.00         | 0.00             | 0.00             | 0.00                 | 0.00            |
|  | <b>30/06/2022</b> |                 | <b>0.00</b>      | <b>(9,127.95)</b>        | <b>1,768.95</b>   | <b>0.00</b>  | <b>0.00</b>      | <b>9,743.05</b>  | <b>9,127.95</b>      | <b>615.10</b>   |
| ATL.AX - Apollo Tourism & Leisure Ltd                    |                   |                 |                  |                          |                   |              |                  |                  |                      |                 |
|  | 09/03/2022        | Purchase        | 10,000.00        | 5,519.95                 | 0.00              | 0.00         | 5,519.95         | 0.00             | 0.00                 | 0.00            |
|  | 30/06/2022        | Revaluation     | 0.00             | 0.00                     | (1,719.95)        | 0.00         | 3,800.00         | 0.00             | 0.00                 | 0.00            |
|  | <b>30/06/2022</b> |                 | <b>10,000.00</b> | <b>5,519.95</b>          | <b>(1,719.95)</b> | <b>0.00</b>  | <b>3,800.00</b>  | <b>0.00</b>      | <b>0.00</b>          | <b>0.00</b>     |
| AZJ.AX - Aurizon Holdings Limited                        |                   |                 |                  |                          |                   |              |                  |                  |                      |                 |
|  | 01/07/2021        | Opening Balance | 4,285.00         | 0.00                     | 0.00              | 0.00         | 15,940.20        | 0.00             | 0.00                 | 0.00            |
|  | 30/06/2022        | Revaluation     | 0.00             | 0.00                     | 342.80            | 0.00         | 16,283.00        | 0.00             | 0.00                 | 0.00            |
|  | <b>30/06/2022</b> |                 | <b>4,285.00</b>  | <b>0.00</b>              | <b>342.80</b>     | <b>0.00</b>  | <b>16,283.00</b> | <b>0.00</b>      | <b>0.00</b>          | <b>0.00</b>     |
| BHP.AX - BHP Group Limited                               |                   |                 |                  |                          |                   |              |                  |                  |                      |                 |
|  | 01/07/2021        | Opening Balance | 0.00             | 0.00                     | 0.00              | 0.00         | 0.00             | 0.00             | 0.00                 | 0.00            |
|  | 01/10/2021        | Purchase        | 400.00           | 14,415.95                | 0.00              | 0.00         | 14,415.95        | 0.00             | 0.00                 | 0.00            |
|  | 07/03/2022        | Disposal        | (400.00)         | (14,415.95)              | 0.00              | 0.00         | 0.00             | 19,926.05        | 14,415.95            | 5,510.10        |
|  | <b>30/06/2022</b> |                 | <b>0.00</b>      | <b>0.00</b>              | <b>0.00</b>       | <b>0.00</b>  | <b>0.00</b>      | <b>19,926.05</b> | <b>14,415.95</b>     | <b>5,510.10</b> |



# JUNKO STRATTON SUPER FUND

## Market Movement Report

As at 30 June 2022

| Investment   | Date              | Description     | Unrealised        |                          |                   |              | Realised          |                 |                      | Total         |
|--|-------------------|-----------------|-------------------|--------------------------|-------------------|--------------|-------------------|-----------------|----------------------|---------------|
|  |                   |                 | Units             | Accounting Cost Movement | Market Movement   | Depreciation | Balance           | Consideration   | Accounting Cost Base |               |
| BUD.AX - Buddy Technologies Ltd                      |                   |                 |                   |                          |                   |              |                   |                 |                      |               |
|  | 08/10/2021        | Purchase        | 250,000.00        | 4,019.95                 | 0.00              | 0.00         | 4,019.95          | 0.00            | 0.00                 | 0.00          |
|  | 30/06/2022        | Revaluation     | 0.00              | 0.00                     | (2,519.95)        | 0.00         | 1,500.00          | 0.00            | 0.00                 | 0.00          |
|  | <b>30/06/2022</b> |                 | <b>250,000.00</b> | <b>4,019.95</b>          | <b>(2,519.95)</b> | <b>0.00</b>  | <b>1,500.00</b>   | <b>0.00</b>     | <b>0.00</b>          | <b>0.00</b>   |
| CBA.AXW - Commonwealth Bank Of Australia.            |                   |                 |                   |                          |                   |              |                   |                 |                      |               |
|  | 01/07/2021        | Opening Balance | 200.00            | 0.00                     | 0.00              | 0.00         | 19,974.00         | 0.00            | 0.00                 | 0.00          |
|  | 22/09/2021        | Purchase        | 110.00            | 11,129.95                | 0.00              | 0.00         | 31,103.95         | 0.00            | 0.00                 | 0.00          |
|  | 30/06/2022        | Revaluation     | 0.00              | 0.00                     | (3,086.15)        | 0.00         | 28,017.80         | 0.00            | 0.00                 | 0.00          |
|  | <b>30/06/2022</b> |                 | <b>310.00</b>     | <b>11,129.95</b>         | <b>(3,086.15)</b> | <b>0.00</b>  | <b>28,017.80</b>  | <b>0.00</b>     | <b>0.00</b>          | <b>0.00</b>   |
| CLH.AX - Collection House Limited                    |                   |                 |                   |                          |                   |              |                   |                 |                      |               |
|  | 27/09/2021        | Purchase        | 20,000.00         | 3,319.95                 | 0.00              | 0.00         | 3,319.95          | 0.00            | 0.00                 | 0.00          |
|  | 30/06/2022        | Revaluation     | 0.00              | 0.00                     | (1,959.95)        | 0.00         | 1,360.00          | 0.00            | 0.00                 | 0.00          |
|  | <b>30/06/2022</b> |                 | <b>20,000.00</b>  | <b>3,319.95</b>          | <b>(1,959.95)</b> | <b>0.00</b>  | <b>1,360.00</b>   | <b>0.00</b>     | <b>0.00</b>          | <b>0.00</b>   |
| IAG.AX - Insurance Australia Group Limited           |                   |                 |                   |                          |                   |              |                   |                 |                      |               |
|  | 01/07/2021        | Opening Balance | 1,367.00          | 0.00                     | 0.00              | 0.00         | 7,053.72          | 0.00            | 0.00                 | 0.00          |
|  | 13/10/2021        | Disposal        | (1,367.00)        | (7,235.64)               | 0.00              | 0.00         | (181.92)          | 7,361.85        | 7,235.64             | 126.21        |
|  | 13/10/2021        | Writeback       | 0.00              | 0.00                     | 181.92            | 0.00         | 0.00              | 0.00            | 0.00                 | 0.00          |
|  | <b>30/06/2022</b> |                 | <b>0.00</b>       | <b>(7,235.64)</b>        | <b>181.92</b>     | <b>0.00</b>  | <b>0.00</b>       | <b>7,361.85</b> | <b>7,235.64</b>      | <b>126.21</b> |
| JUNKK001_COMPUTERVAI - Computer vaio VGN-FW51        |                   |                 |                   |                          |                   |              |                   |                 |                      |               |
|  | 01/07/2021        | Opening Balance | 1.00              | 0.00                     | 0.00              | 0.00         | 0.00              | 0.00            | 0.00                 | 0.00          |
|  | <b>30/06/2022</b> |                 | <b>1.00</b>       | <b>0.00</b>              | <b>0.00</b>       | <b>0.00</b>  | <b>0.00</b>       | <b>0.00</b>     | <b>0.00</b>          | <b>0.00</b>   |
| JUNKK001_STGEOREGET5 - St George Term Deposit ***181 |                   |                 |                   |                          |                   |              |                   |                 |                      |               |
|  | 01/07/2021        | Opening Balance | 686,936.48        | 0.00                     | 0.00              | 0.00         | 686,936.48        | 0.00            | 0.00                 | 0.00          |
|  | 30/06/2022        | Purchase        | 5,976.35          | 5,976.35                 | 0.00              | 0.00         | 692,912.83        | 0.00            | 0.00                 | 0.00          |
|  | <b>30/06/2022</b> |                 | <b>692,912.83</b> | <b>5,976.35</b>          | <b>0.00</b>       | <b>0.00</b>  | <b>692,912.83</b> | <b>0.00</b>     | <b>0.00</b>          | <b>0.00</b>   |
| JUNKK001_STGEORGE103 - St George Term Deposit ***103 |                   |                 |                   |                          |                   |              |                   |                 |                      |               |
|  | 01/07/2021        | Opening Balance | 89,885.53         | 0.00                     | 0.00              | 0.00         | 89,885.53         | 0.00            | 0.00                 | 0.00          |
|  | 30/06/2022        | Purchase        | 277.00            | 277.00                   | 0.00              | 0.00         | 90,162.53         | 0.00            | 0.00                 | 0.00          |
|  | <b>30/06/2022</b> |                 | <b>90,162.53</b>  | <b>277.00</b>            | <b>0.00</b>       | <b>0.00</b>  | <b>90,162.53</b>  | <b>0.00</b>     | <b>0.00</b>          | <b>0.00</b>   |

# JUNKO STRATTON SUPER FUND

## Market Movement Report

As at 30 June 2022

| Investment                                 | Date              | Description     | Unrealised      |                          |                    |              | Realised         |                 |                      | Total              |
|--|-------------------|-----------------|-----------------|--------------------------|--------------------|--------------|------------------|-----------------|----------------------|--------------------|
|  |                   |                 | Units           | Accounting Cost Movement | Market Movement    | Depreciation | Balance          | Consideration   | Accounting Cost Base |                    |
| MGR.AX - Mirvac Group - Stapled Securities |                   |                 |                 |                          |                    |              |                  |                 |                      |                    |
|  | 01/07/2021        | Opening Balance | 0.00            | 0.00                     | 0.00               | 0.00         | 0.00             | 0.00            | 0.00                 | 0.00               |
|  | 07/03/2022        | Purchase        | 3,700.00        | 9,343.95                 | 0.00               | 0.00         | 9,343.95         | 0.00            | 0.00                 | 0.00               |
|  | 30/06/2022        | Revaluation     | 0.00            | 0.00                     | (2,036.45)         | 0.00         | 7,307.50         | 0.00            | 0.00                 | 0.00               |
|  | <b>30/06/2022</b> |                 | <b>3,700.00</b> | <b>9,343.95</b>          | <b>(2,036.45)</b>  | <b>0.00</b>  | <b>7,307.50</b>  | <b>0.00</b>     | <b>0.00</b>          | <b>0.00</b>        |
| NAB.AX - National Australia Bank Limited   |                   |                 |                 |                          |                    |              |                  |                 |                      |                    |
|  | 01/07/2021        | Opening Balance | 476.00          | 0.00                     | 0.00               | 0.00         | 12,480.72        | 0.00            | 0.00                 | 0.00               |
|  | 30/06/2022        | Revaluation     | 0.00            | 0.00                     | 556.92             | 0.00         | 13,037.64        | 0.00            | 0.00                 | 0.00               |
|  | <b>30/06/2022</b> |                 | <b>476.00</b>   | <b>0.00</b>              | <b>556.92</b>      | <b>0.00</b>  | <b>13,037.64</b> | <b>0.00</b>     | <b>0.00</b>          | <b>0.00</b>        |
| ORG.AXW - Origin Energy Limited            |                   |                 |                 |                          |                    |              |                  |                 |                      |                    |
|  | 01/07/2021        | Opening Balance | 1,729.00        | 0.00                     | 0.00               | 0.00         | 7,797.79         | 0.00            | 0.00                 | 0.00               |
|  | 27/09/2021        | Disposal        | (1,729.00)      | (11,874.95)              | 0.00               | 0.00         | (4,077.16)       | 7,760.55        | 11,874.95            | (4,114.40)         |
|  | 27/09/2021        | Writeback       | 0.00            | 0.00                     | 4,077.16           | 0.00         | 0.00             | 0.00            | 0.00                 | 0.00               |
|  | <b>30/06/2022</b> |                 | <b>0.00</b>     | <b>(11,874.95)</b>       | <b>4,077.16</b>    | <b>0.00</b>  | <b>0.00</b>      | <b>7,760.55</b> | <b>11,874.95</b>     | <b>(4,114.40)</b>  |
| PTM.AX - Platinum Asset Management Limited |                   |                 |                 |                          |                    |              |                  |                 |                      |                    |
|  | 01/07/2021        | Opening Balance | 2,000.00        | 0.00                     | 0.00               | 0.00         | 9,820.00         | 0.00            | 0.00                 | 0.00               |
|  | 30/06/2022        | Revaluation     | 0.00            | 0.00                     | (6,340.00)         | 0.00         | 3,480.00         | 0.00            | 0.00                 | 0.00               |
|  | <b>30/06/2022</b> |                 | <b>2,000.00</b> | <b>0.00</b>              | <b>(6,340.00)</b>  | <b>0.00</b>  | <b>3,480.00</b>  | <b>0.00</b>     | <b>0.00</b>          | <b>0.00</b>        |
| TLS.AX - Telstra Corporation Limited.      |                   |                 |                 |                          |                    |              |                  |                 |                      |                    |
|  | 01/07/2021        | Opening Balance | 4,600.00        | 0.00                     | 0.00               | 0.00         | 17,296.00        | 0.00            | 0.00                 | 0.00               |
|  | 30/06/2022        | Revaluation     | 0.00            | 0.00                     | 414.00             | 0.00         | 17,710.00        | 0.00            | 0.00                 | 0.00               |
|  | <b>30/06/2022</b> |                 | <b>4,600.00</b> | <b>0.00</b>              | <b>414.00</b>      | <b>0.00</b>  | <b>17,710.00</b> | <b>0.00</b>     | <b>0.00</b>          | <b>0.00</b>        |
| VAS.AX - Vngd Aus Shares                   |                   |                 |                 |                          |                    |              |                  |                 |                      |                    |
|  | 01/07/2021        | Opening Balance | 110.00          | 0.00                     | 0.00               | 0.00         | 10,344.40        | 0.00            | 0.00                 | 0.00               |
|  | 30/06/2022        | Revaluation     | 0.00            | 0.00                     | (1,131.90)         | 0.00         | 9,212.50         | 0.00            | 0.00                 | 0.00               |
|  | <b>30/06/2022</b> |                 | <b>110.00</b>   | <b>0.00</b>              | <b>(1,131.90)</b>  | <b>0.00</b>  | <b>9,212.50</b>  | <b>0.00</b>     | <b>0.00</b>          | <b>0.00</b>        |
| <b>Total Market Movement</b>               |                   |                 |                 |                          | <b>(13,551.05)</b> |              |                  |                 | <b>2,137.01</b>      | <b>(11,414.04)</b> |

JUNKO STRATTON SUPER FUND

# Capital Gains Reconciliation Report

For The Period 01 July 2021 - 30 June 2022

|  | Total           | Discounted      | Indexed     | Other           | Notional    |
|--|-----------------|-----------------|-------------|-----------------|-------------|
| <b>Losses available to offset</b>                    |                 |                 |             |                 |             |
| Carried forward from prior losses                    | 0.00            |                 |             |                 |             |
| Carried forward from prior losses - Collectables     | 0.00            |                 |             |                 |             |
| Current year capital losses                          | 4,546.64        |                 |             |                 |             |
| Current year capital losses - Collectables           | 0.00            |                 |             |                 |             |
| <b>Total Losses Available</b>                        | <b>4,546.64</b> |                 |             |                 |             |
| <b>Total Losses Available - Collectables</b>         | <b>0.00</b>     |                 |             |                 |             |
| <b>Capital Gains</b>                                 |                 |                 |             |                 |             |
| Capital gains from disposal of assets                | 6,683.65        | 1,173.55        | 0.00        | 5,510.10        | 0.00        |
| Capital gains from disposal of assets - Collectables | 0.00            | 0.00            | 0.00        | 0.00            | 0.00        |
| Capital gains from trust distributions               | 258.47          | 258.47          | 0.00        | 0.00            | 0.00        |
| <b>Capital Gains Before Losses applied</b>           | <b>6,942.12</b> | <b>1,432.02</b> | <b>0.00</b> | <b>5,510.10</b> | <b>0.00</b> |
| <b>Losses and discount applied</b>                   |                 |                 |             |                 |             |
| Losses applied                                       | 4,546.64        | 0.00            | 0.00        | 4,546.64        | 0.00        |
| Losses applied - Collectables                        | 0.00            | 0.00            | 0.00        | 0.00            | 0.00        |
| Capital gains after losses applied                   | 2,395.48        | 1,432.02        | 0.00        | 963.46          | 0.00        |
| Capital gains after losses applied - Collectables    | 0.00            | 0.00            | 0.00        | 0.00            | 0.00        |
| CGT Discount applied                                 | 477.34          |                 |             |                 |             |
| CGT Discount applied - Collectables                  | 0.00            |                 |             |                 |             |

JUNKO STRATTON SUPER FUND

# Capital Gains Reconciliation Report

For The Period 01 July 2021 - 30 June 2022

---

|   | Total           | Discounted | Indexed | Other | Notional |
|---|-----------------|------------|---------|-------|----------|
| <b>Net Capital Gain</b>   |                 |            |         |       |          |
| Net capital gain  | 1,918.14        |            |         |       |          |
| Net capital gain - Collectables   | 0.00            |            |         |       |          |
| <b>Total Net Capital Gain (11A)</b>   | <b>1,918.14</b> |            |         |       |          |
| <b>Net Capital Losses Carried Forward to later income</b>                   |                 |            |         |       |          |
| Net Capital Losses Carried Forward to later income years                    | 0.00            |            |         |       |          |
| Net Capital Losses Carried Forward to later income years - Collectables     | 0.00            |            |         |       |          |
| <b>Total Net Capital Losses Carried Forward to later income years (14V)</b> | <b>0.00</b>     |            |         |       |          |

Note

Refer to Realised Gains Report for details of Disposals at a Security level

Refer to Distribution Reconciliation Report for Trust Distribution details at a Security level

# JUNKO STRATTON SUPER FUND

## Realised Capital Gains Report

For The Period 01 July 2021 - 30 June 2022

| Investment  |                        | Accounting Treatment |                  |                  |                          | Tax Treatment      |                   |                   |               |                          |                 |                   |
|---|------------------------|----------------------|------------------|------------------|--------------------------|--------------------|-------------------|-------------------|---------------|--------------------------|-----------------|-------------------|
| Purchase Contract Date                                | Disposal Contract Date | Units                | Cost             | Proceeds         | Accounting Profit/(Loss) | Adjusted Cost Base | Reduced Cost Base | Indexed Cost Base | Indexed Gains | Discounted Gains (Gross) | Other Gains     | Capital Loss      |
| <b>Shares in Listed Companies (Australian)</b>        |                        |                      |                  |                  |                          |                    |                   |                   |               |                          |                 |                   |
| API.AX - Australian Pharmaceutical Industries Limited |                        |                      |                  |                  |                          |                    |                   |                   |               |                          |                 |                   |
| 06/08/2019  | 24/09/2021             | 6,600.00             | 9,127.95         | 9,743.05         | 615.10                   | 9,127.95           | 9,127.95          | 0.00              | 0.00          | 615.10                   | 0.00            | 0.00              |
|   |                        | <b>6,600.00</b>      | <b>9,127.95</b>  | <b>9,743.05</b>  | <b>615.10</b>            | <b>9,127.95</b>    | <b>9,127.95</b>   | <b>0.00</b>       | <b>0.00</b>   | <b>615.10</b>            | <b>0.00</b>     | <b>0.00</b>       |
| BHP.AX - BHP Group Limited                            |                        |                      |                  |                  |                          |                    |                   |                   |               |                          |                 |                   |
| 01/10/2021  | 07/03/2022             | 400.00               | 14,415.95        | 19,926.05        | 5,510.10                 | 14,415.95          | 14,415.95         | 0.00              | 0.00          | 0.00                     | 5,510.10        | 0.00              |
|   |                        | <b>400.00</b>        | <b>14,415.95</b> | <b>19,926.05</b> | <b>5,510.10</b>          | <b>14,415.95</b>   | <b>14,415.95</b>  | <b>0.00</b>       | <b>0.00</b>   | <b>0.00</b>              | <b>5,510.10</b> | <b>0.00</b>       |
| IAG.AX - Insurance Australia Group Limited            |                        |                      |                  |                  |                          |                    |                   |                   |               |                          |                 |                   |
| 28/08/2015  | 13/10/2021             | 976.00               | 5,004.95         | 5,256.16         | 251.21                   | 5,004.95           | 5,004.95          | 0.00              | 0.00          | 251.21                   | 0.00            | 0.00              |
| 04/03/2015  | 13/10/2021             | 391.00               | 2,230.69         | 2,105.69         | (125.00)                 | 2,230.69           | 2,230.69          | 0.00              | 0.00          | 0.00                     | 0.00            | (125.00)          |
|   |                        | <b>1,367.00</b>      | <b>7,235.64</b>  | <b>7,361.85</b>  | <b>126.21</b>            | <b>7,235.64</b>    | <b>7,235.64</b>   | <b>0.00</b>       | <b>0.00</b>   | <b>251.21</b>            | <b>0.00</b>     | <b>(125.00)</b>   |
| ORG.AXW - Origin Energy Limited                       |                        |                      |                  |                  |                          |                    |                   |                   |               |                          |                 |                   |
| 04/11/2015  | 27/09/2021             | 629.00               | 2,516.00         | 2,823.24         | 307.24                   | 2,516.00           | 2,516.00          | 0.00              | 0.00          | 307.24                   | 0.00            | 0.00              |
| 28/08/2015  | 27/09/2021             | 1,100.00             | 9,358.95         | 4,937.31         | (4,421.64)               | 9,358.95           | 9,358.95          | 0.00              | 0.00          | 0.00                     | 0.00            | (4,421.64)        |
|   |                        | <b>1,729.00</b>      | <b>11,874.95</b> | <b>7,760.55</b>  | <b>(4,114.40)</b>        | <b>11,874.95</b>   | <b>11,874.95</b>  | <b>0.00</b>       | <b>0.00</b>   | <b>307.24</b>            | <b>0.00</b>     | <b>(4,421.64)</b> |
|   |                        | <b>10,096.00</b>     | <b>42,654.49</b> | <b>44,791.50</b> | <b>2,137.01</b>          | <b>42,654.49</b>   | <b>42,654.49</b>  | <b>0.00</b>       | <b>0.00</b>   | <b>1,173.55</b>          | <b>5,510.10</b> | <b>(4,546.64)</b> |
| <b>Units in Listed Unit Trusts (Australian)</b>       |                        |                      |                  |                  |                          |                    |                   |                   |               |                          |                 |                   |
| MGR.AX - Mirvac Group - Stapled Securities            |                        |                      |                  |                  |                          |                    |                   |                   |               |                          |                 |                   |
|   |                        | 0.00                 | 0.00             | 0.00             | 0.00                     | 0.00               | 0.00              | 0.00              | 0.00          | 39.78                    | 0.00            | 0.00              |
|   |                        | <b>0.00</b>          | <b>0.00</b>      | <b>0.00</b>      | <b>0.00</b>              | <b>0.00</b>        | <b>0.00</b>       | <b>0.00</b>       | <b>0.00</b>   | <b>39.78</b>             | <b>0.00</b>     | <b>0.00</b>       |
| VAS.AX - Vngd Aus Shares                              |                        |                      |                  |                  |                          |                    |                   |                   |               |                          |                 |                   |

**JUNKO STRATTON SUPER FUND**

**Realised Capital Gains Report**

For The Period 01 July 2021 - 30 June 2022

| Investment                                      |                        | Accounting Treatment |                  |                  |                          | Tax Treatment      |                   |                   |               |                          |                 |                   |
|---|------------------------|----------------------|------------------|------------------|--------------------------|--------------------|-------------------|-------------------|---------------|--------------------------|-----------------|-------------------|
| Purchase Contract Date                          | Disposal Contract Date | Units                | Cost             | Proceeds         | Accounting Profit/(Loss) | Adjusted Cost Base | Reduced Cost Base | Indexed Cost Base | Indexed Gains | Discounted Gains (Gross) | Other Gains     | Capital Loss      |
| <b>Units in Listed Unit Trusts (Australian)</b> |                        |                      |                  |                  |                          |                    |                   |                   |               |                          |                 |                   |
|   |                        | 0.00                 | 0.00             | 0.00             | 0.00                     | 0.00               | 0.00              | 0.00              | 0.00          | 218.69                   | 0.00            | 0.00              |
|   |                        | <b>0.00</b>          | <b>0.00</b>      | <b>0.00</b>      | <b>0.00</b>              | <b>0.00</b>        | <b>0.00</b>       | <b>0.00</b>       | <b>0.00</b>   | <b>218.69</b>            | <b>0.00</b>     | <b>0.00</b>       |
|   |                        | <b>0.00</b>          | <b>0.00</b>      | <b>0.00</b>      | <b>0.00</b>              | <b>0.00</b>        | <b>0.00</b>       | <b>0.00</b>       | <b>0.00</b>   | <b>258.47</b>            | <b>0.00</b>     | <b>0.00</b>       |
|   |                        | <b>10,096.00</b>     | <b>42,654.49</b> | <b>44,791.50</b> | <b>2,137.01</b>          | <b>42,654.49</b>   | <b>42,654.49</b>  | <b>0.00</b>       | <b>0.00</b>   | <b>1,432.02</b>          | <b>5,510.10</b> | <b>(4,546.64)</b> |

# 24800 - Changes in Market Values of Other Assets

2022 Financial Year

**Preparer** Desiree Yutuc

**Reviewer** Steven Lee

**Status** Completed

| Account Code | Description                              | CY Balance        | LY Balance        | Change |
|--------------|--|-------------------|-------------------|--------|
| 24800        | Changes in Market Values of Other Assets |                   | (\$2.26)          | 100%   |
| <b>TOTAL</b> |  | <b>CY Balance</b> | <b>LY Balance</b> |        |
|              |  |                   | (\$2.26)          |        |

## Supporting Documents

- General Ledger [Report](#)

## Standard Checklist

- Attach all supporting Documentation
- Has the Fund received any non-arm's length income? If so, it may be taxed at 47%

JUNKO STRATTON SUPER FUND

# General Ledger

As at 30 June 2022

| Transaction Date | Description | Units | Debit | Credit | Balance \$ |
|------------------|-------------|-------|-------|--------|------------|
|                  |             |       |       |        | 0.00 DR    |

Total Debits: 0.00

Total Credits: 0.00



# 25000 - Interest Received

2022 Financial Year

Preparer Desiree Yutuc

Reviewer Steven Lee

Status Completed

| Account Code         | Description                   | CY Balance        | LY Balance        | Change   |
|----------------------|-------------------------------|-------------------|-------------------|----------|
| ANZ253285972         | ANZ ETrade ***972             | (\$2.29)          | (\$7.58)          | (69.79)% |
| JUNKK001_STGEOREGET5 | St George Term Deposit ***181 | (\$5,976.35)      | (\$10,312.86)     | (42.05)% |
| JUNKK001_STGEORGE103 | St George Term Deposit ***103 | (\$277.00)        | (\$2,205.87)      | (87.44)% |
| <b>TOTAL</b>         |                               | <b>CY Balance</b> | <b>LY Balance</b> |          |
|                      |                               | (\$6,255.64)      | (\$12,526.31)     |          |

## Supporting Documents

- Interest Reconciliation Report [Report](#)
- 2022 Term\_deposits.pdf [JUNKK001\\_STGEOREGET5](#)
- 2022 Term\_deposits.pdf [JUNKK001\\_STGEORGE103](#)

## Standard Checklist

- Attach Interest Reconciliation Report
- Ensure all interest has been recorded from Bank Statements
- Review Statements to ensure all TFN withheld has been input

**JUNKO STRATTON SUPER FUND**  
**Interest Reconciliation Report**

For The Period 01 July 2021 - 30 June 2022

| Date   | Payment Amount  | Gross Interest  | TFN Withheld | Foreign Income | Foreign Credits |
|--|-----------------|-----------------|--------------|----------------|-----------------|
| <b>Bank Accounts</b>                                     |                 |                 |              |                |                 |
| ANZ253285972 ANZ ETrade ***972                           |                 |                 |              |                |                 |
| 30/07/2021   | 0.69            | 0.69            |              |                |                 |
| 31/08/2021   | 0.74            | 0.74            |              |                |                 |
| 30/09/2021   | 0.70            | 0.70            |              |                |                 |
| 29/10/2021   | 0.16            | 0.16            |              |                |                 |
|  | 2.29            | 2.29            |              |                |                 |
|  | <b>2.29</b>     | <b>2.29</b>     |              |                |                 |
| <b>Fixed Interest Securities (Australian) - Unitised</b> |                 |                 |              |                |                 |
| JUNKK001_STGEOREGET5 St George Term Deposit ***181       |                 |                 |              |                |                 |
| 30/06/2022   | 5,976.35        | 5,976.35        |              |                |                 |
|  | 5,976.35        | 5,976.35        |              |                |                 |
| JUNKK001_STGEORGE103 St George Term Deposit ***103       |                 |                 |              |                |                 |
| 30/06/2022   | 277.00          | 277.00          |              |                |                 |
|  | 277.00          | 277.00          |              |                |                 |
|  | <b>6,253.35</b> | <b>6,253.35</b> |              |                |                 |
| <b>TOTAL</b>   | <b>6,255.64</b> | <b>6,255.64</b> |              |                |                 |

**Tax Return Reconciliation**

|                       | Totals   | Tax Return Label |
|-----------------------|----------|------------------|
| <b>Gross Interest</b> | 6,255.64 | 11C              |

# Term Deposit Financial Year Summary

Date: 1st July 2022

**St.George**  
 A Division of Westpac Banking Corporation  
 ABN 33 007 457 141  
 AFSL and Australian credit licence 233714  
 Fixed Terms - IBN 30  
 GPO Box 3433  
**SYDNEY NSW 2001**  
 Customer Enquiries: 133 700



03111/007

JUNKO STRATTON  
 PO BOX 446  
 NORTHBRIDGE NSW 1560

## Account Details

Number: 000 0354557181  
 Title: JUNKO STRATTON SUPER FUND  
 ATF JUNKO STRATTON

To help you in preparing your tax return, this letter sets out the current details of your Account and the total interest we have paid on your account during the past financial year.

## Investment Details

Current Balance \$692,912.83

| Financial Year               | 1 JUL 2021 - 30 JUN 2022 | 1 JUL 2022 - 30 JUN 2023 |
|------------------------------|--------------------------|--------------------------|
| Interest Paid                | \$5,976.35               | \$0.00                   |
| TFN Withholding Tax          | \$0.00                   | \$0.00                   |
| Non Resident Withholding Tax | \$0.00                   | \$0.00                   |

On maturity of this Term Deposit, we will send you a letter containing all the details of the interest earned. At the same time we will request your instructions for renewal, reinvestment or withdrawal of the amount invested.

In the meantime, if there's anything else you need, please visit your closest St.George branch, or simply call a GOLD Personal Banker on 133 700 between 8am-8pm, Monday to Saturday (Eastern Standard Time). Alternatively, at [stgeorge.com.au](http://stgeorge.com.au) you will find helpful information and tools to help you make the most of your banking.

## **Terms, Conditions and Clauses**

---

Please retain this document for your records and tax purposes.

If you close or withdraw from your Account before the end of the term, we re-calculate any interest payments on your Account and deduct any amount you may owe us from the interest not yet paid and/or the balance. Please refer to the Term Deposit Accounts - Term Deposits Terms and Conditions and General Information for more information.

St.George has procedures to deal with disputes you may have about your Account. To request information about St.George Term Deposit Accounts, the procedures in place to deal with disputes, or to obtain a copy of the St.George 'Term Deposits Terms and Conditions and General Information' booklet, simply call a GOLD Personal Banker on 133 700 between 8am-8pm, Monday to Saturday (Eastern Standard Time), or visit [stgeorge.com.au](http://stgeorge.com.au)

# Term Deposit Financial Year Summary

Date: 1st July 2022

**St.George**  
 A Division of Westpac Banking Corporation  
 ABN 33 007 457 141  
 AFSL and Australian credit licence 233714  
 Fixed Terms - IBN 30  
 GPO Box 3433  
**SYDNEY NSW 2001**  
 Customer Enquiries: 133 700



03112/007

JUNKO STRATTON ATF  
 JUNKO STRATTON SUPER FUND  
 PO BOX 446  
 NORTHBRIDGE NSW 1560

## Account Details

Number: 000 0356635103  
 Title: JUNKO STRATTON ATF  
 JUNKO STRATTON SUPER FUND

To help you in preparing your tax return, this letter sets out the current details of your Account and the total interest we have paid on your account during the past financial year.

## Investment Details

Current Balance \$90,162.53

| Financial Year               | 1 JUL 2021 - 30 JUN 2022 | 1 JUL 2022 - 30 JUN 2023 |
|------------------------------|--------------------------|--------------------------|
| Interest Paid                | \$277.00                 | \$0.00                   |
| TFN Withholding Tax          | \$0.00                   | \$0.00                   |
| Non Resident Withholding Tax | \$0.00                   | \$0.00                   |

On maturity of this Term Deposit, we will send you a letter containing all the details of the interest earned. At the same time we will request your instructions for renewal, reinvestment or withdrawal of the amount invested.

In the meantime, if there's anything else you need, please visit your closest St.George branch, or simply call a GOLD Personal Banker on 133 700 between 8am-8pm, Monday to Saturday (Eastern Standard Time). Alternatively, at [stgeorge.com.au](http://stgeorge.com.au) you will find helpful information and tools to help you make the most of your banking.



## **Terms, Conditions and Clauses**

---

Please retain this document for your records and tax purposes.

If you close or withdraw from your Account before the end of the term, we re-calculate any interest payments on your Account and deduct any amount you may owe us from the interest not yet paid and/or the balance. Please refer to the Term Deposit Accounts - Term Deposits Terms and Conditions and General Information for more information.

St.George has procedures to deal with disputes you may have about your Account. To request information about St.George Term Deposit Accounts, the procedures in place to deal with disputes, or to obtain a copy of the St.George 'Term Deposits Terms and Conditions and General Information' booklet, simply call a GOLD Personal Banker on 133 700 between 8am-8pm, Monday to Saturday (Eastern Standard Time), or visit [stgeorge.com.au](http://stgeorge.com.au)

14 July 2022

St.George  
 A Division of Westpac Banking Corporation  
 ABN 33 007 547 141 AFSL 233714  
 Fixed Terms - IBN 30  
 GPO Box 3433, Sydney, NSW 2001  
 Customer Enquiries: 13 33 30



00110/007

JUNKO STRATTON ATF  
 JUNKO STRATTON SUPER FUND  
 PO BOX 446  
 NORTHBRIDGE NSW 1560

## Your Term Deposit matures soon.

**Term Deposit account number: 0000356635103**

Dear Junko Stratton Atf Junko Stratton Super Fund,

Your Term Deposit matures on 28 Jul 2022, so now is a good time to think about what you'd like to do at maturity.

### Your current Term Deposit summary

|                            |                |
|----------------------------|----------------|
| Principal amount           | \$90,162.53    |
| Open date                  | 28 Apr 2022    |
| Maturity date              | 28 Jul 2022    |
| Interest rate              | 0.34% pa       |
| Term                       | 3 Months       |
| Interest payment frequency | At Maturity    |
| Grace Period Start Date    | 28 Jul 2022    |
| Grace Period End Date      | 11 August 2022 |

### What happens next?

We'll send you a notice no later than two business days after the maturity date to inform you the applicable interest rate for the new Term Deposit.

You will have 14 days (called the Grace Period<sup>1</sup>) from the maturity date to withdraw or transfer the funds of your Term Deposit without incurring a fee or a reduction in your interest return. If we don't hear from you, you have given consent for us to automatically reinvest your principal and any undisbursed interest into a new Term Deposit, for the same term and interest payment frequency.

If you do let your Term Deposit automatically roll over, it may be reinvested at **a lower rate than the current interest rate**. There may be another product available with a similar term and a higher interest rate. If you contact us at maturity, we can check whether you're eligible for a special rate.

If you wish to withdraw or transfer your funds after the Grace Period<sup>1</sup>, we have the discretion to delay the withdrawal or transfer until the end of the 31 days' notice period (unless we determine you are in financial difficulty), but not beyond the maturity date of the new Term Deposit.



## Managing your Term Deposit online is easier than ever.

Simply logon to get started – no need to call or visit a branch.



### Have complete control.

No need to wait until maturity, you can check or change maturity instructions online during the life of your Term Deposit.



### Manage it all on the go.

View and control all your account details wherever you are, whenever you need.



### Bank Confidently.

Rest assured with St George's Internet Banking Security guarantee.

Find out more at [stgeorge.com.au/renew](http://stgeorge.com.au/renew)

## Not yet registered for Internet Banking?

It only takes a few minutes. Ask us in branch today or call 133 700 or register online. Read the Internet Banking Terms and Conditions available at [stgeorge.com.au](http://stgeorge.com.au) before deciding.

### Is a Term Deposit the account that best suits your needs?

Term Deposits have been designed for people who wish to deposit a specific amount and be paid a fixed rate of interest over a fixed period of time of their choice, and who do not need immediate access to their funds during that time.

If you have different needs, please talk to us about other options you can take at maturity, including, varying your term deposit, withdrawing funds or changing to another product. Help is available by logging into Online Banking, calling us or visiting a branch, which can be found at [stgeorge.com.au/locator/](http://stgeorge.com.au/locator/).

### If you have any questions.



If you have any further questions you can call us on 133 700 (+61 2 9155 7800 if overseas). Otherwise drop into your nearest branch to talk to us today.

Thanks for choosing St.George.

### The St.George Term Deposit team

### Things you should know.

1. Grace Period means the period of 14 days from the maturity date of your term deposit. If the last day of that 14-day period falls on a Sunday or a national public holiday, the Grace Period will end on the immediately preceding Saturday or business day - whichever is first.

You'll need to give us 31 days' notice to access the funds before maturity, unless we determine you are in financial difficulty. If you withdraw the funds early, we may recalculate all interest paid or to be paid on your Term Deposit at a reduced rate, and you may lose any interest accrued.

St.George Term Deposits Terms and Conditions apply and are available from [stgeorge.com.au](http://stgeorge.com.au), by visiting a branch, or by calling us on 133 700 (+61 2 9155 7800 if overseas). Please refer to the 'Term Deposits Terms and Conditions and General Information' booklet and the Important Information Document for further information, including the consent you have provided to automatically reinvest your Term Deposit (unless you advise us otherwise before or during the Grace Period).

Current interest rate information is also available on our website or by contacting us.



2 August 2022

St.George  
A Division of Westpac Banking Corporation  
ABN 33 007 547 141 AFSL 233714  
Fixed Terms - IBN 30  
GPO Box 3433, Sydney, NSW 2001  
Customer Enquiries: 13 33 30



00170/007

JUNKO STRATTON  
PO BOX 446  
NORTHBRIDGE NSW 1560

## Your Term Deposit matures soon.

**Term Deposit account number: 0000354557181**

Dear Junko Stratton,

Your Term Deposit matures on 16 Aug 2022, so now is a good time to think about what you'd like to do at maturity.

### Your current Term Deposit summary

|                            |                |
|----------------------------|----------------|
| Principal amount           | \$692,912.83   |
| Open date                  | 16 Oct 2021    |
| Maturity date              | 16 Aug 2022    |
| Interest rate              | 0.57% pa       |
| Term                       | 10 Months      |
| Interest payment frequency | At Maturity    |
| Grace Period Start Date    | 16 Aug 2022    |
| Grace Period End Date      | 30 August 2022 |

### What happens next?

We'll send you a notice no later than two business days after the maturity date to inform you the applicable interest rate for the new Term Deposit.

You will have 14 days (called the Grace Period<sup>1</sup>) from the maturity date to withdraw or transfer the funds of your Term Deposit without incurring a fee or a reduction in your interest return. If we don't hear from you, you have given consent for us to automatically reinvest your principal and any undisbursed interest into a new Term Deposit, for the same term and interest payment frequency.

If you do let your Term Deposit automatically roll over, it may be reinvested at a **lower rate than the current interest rate**. There may be another product available with a similar term and a higher interest rate. If you contact us at maturity, we can check whether you're eligible for a special rate.

If you wish to withdraw or transfer your funds after the Grace Period<sup>1</sup>, we have the discretion to delay the withdrawal or transfer until the end of the 31 days' notice period (unless we determine you are in financial difficulty), but not beyond the maturity date of the new Term Deposit.



## Managing your Term Deposit online is easier than ever.

Simply logon to get started – no need to call or visit a branch.



### Have complete control.

No need to wait until maturity, you can check or change maturity instructions online during the life of your Term Deposit.



### Manage it all on the go.

View and control all your account details wherever you are, whenever you need.



### Bank Confidently.

Rest assured with St George's Internet Banking Security guarantee.

Find out more at [stgeorge.com.au/renew](http://stgeorge.com.au/renew)

## Not yet registered for Internet Banking?

It only takes a few minutes. Ask us in branch today or call 133 700 or register online. Read the Internet Banking Terms and Conditions available at [stgeorge.com.au](http://stgeorge.com.au) before deciding.

### Is a Term Deposit the account that best suits your needs?

Term Deposits have been designed for people who wish to deposit a specific amount and be paid a fixed rate of interest over a fixed period of time of their choice, and who do not need immediate access to their funds during that time.

If you have different needs, please talk to us about other options you can take at maturity, including, varying your term deposit, withdrawing funds or changing to another product. Help is available by logging into Online Banking, calling us or visiting a branch, which can be found at [stgeorge.com.au/locator/](http://stgeorge.com.au/locator/).

### If you have any questions.



If you have any further questions you can call us on 133 700 (+61 2 9155 7800 if overseas). Otherwise drop into your nearest branch to talk to us today.

Thanks for choosing St.George.

### The St.George Term Deposit team

### Things you should know.

1. Grace Period means the period of 14 days from the maturity date of your term deposit. If the last day of that 14-day period falls on a Sunday or a national public holiday, the Grace Period will end on the immediately preceding Saturday or business day - whichever is first.

You'll need to give us 31 days' notice to access the funds before maturity, unless we determine you are in financial difficulty. If you withdraw the funds early, we may recalculate all interest paid or to be paid on your Term Deposit at a reduced rate, and you may lose any interest accrued.

St.George Term Deposits Terms and Conditions apply and are available from [stgeorge.com.au](http://stgeorge.com.au), by visiting a branch, or by calling us on 133 700 (+61 2 9155 7800 if overseas). Please refer to the 'Term Deposits Terms and Conditions and General Information' booklet and the Important Information Document for further information, including the consent you have provided to automatically reinvest your Term Deposit (unless you advise us otherwise before or during the Grace Period).

Current interest rate information is also available on our website or by contacting us.

28 July 2022

St. George  
A Division of Westpac Banking Corporation  
ABN 33 007 547 141 AFSL 233714  
Fixed Terms - IBN 30  
GPO Box 3433, Sydney, NSW 2001  
Customer Enquiries: 13 33 30



00138/007

JUNKO STRATTON ATF  
JUNKO STRATTON SUPER FUND  
PO BOX 446  
NORTHBRIDGE NSW 1560

## Your Term Deposit maturity notification.

**Term Deposit account number: 0000356635103**

Dear Junko Stratton Atf Junko Stratton Super Fund,

Thank you for choosing St.George for your Term Deposit. Your Term Deposit account 0000356635103, has matured.

### What do you need to do?

Log on to Internet Banking, visit your nearest St.George branch or call us on 133 700 (+61 2 9155 7800 if overseas) and provide your maturity instructions.

You will have 14 days (called the Grace Period<sup>1</sup>) to withdraw or transfer the funds of your Term Deposit without incurring a fee or a reduction in your interest return. Your Grace Period<sup>1</sup> starts on 28 July 2022 and ends on 11 August 2022. During this time you can make changes to your new Term Deposit.

If we don't hear from you by 11 August 2022, you have given consent for us to automatically reinvest your principal and any undisbursed interest into a new Term Deposit, for the same term and interest payment frequency. **Your new interest rate will be 0.35% pa** or the applicable interest rate on the maturity date (whichever is higher).

If you do let your Term Deposit automatically reinvest, it may be reinvested at a **lower rate than the current interest rate**. There may be another product available with a similar term and a higher interest rate. If you contact us within the Grace Period<sup>1</sup>, we can check whether you're eligible for a special rate.

## Managing your Term Deposit online is easier than ever.

Simply logon to get started – no need to call or visit a branch.



### Have complete control.

No need to wait until maturity, you can check or change maturity instructions online during the life of your Term Deposit.



### Manage it all on the go.

View and control all your account details wherever you are, whenever you need.



### Bank Confidently.

Rest assured with St George's Internet Banking Security guarantee.

Find out more at [stgeorge.com.au/renew](http://stgeorge.com.au/renew)

## Not yet registered for Internet Banking?

It only takes a few minutes. Ask us in branch today or call 133 700 or register online. Read the Internet Banking Terms and Conditions available at [stgeorge.com.au](http://stgeorge.com.au) before deciding.

### Is a Term Deposit the account that best suits your needs?

Term Deposits have been designed for people who wish to deposit a specific amount and be paid a fixed rate of interest over a fixed period of time of their choice, and who do not need immediate access to their funds during that time.

If you have different needs, please talk to us about other options you can take at maturity, including, varying your term deposit, withdrawing funds or changing to another product. Help is available by logging into Online Banking, calling us or visiting a branch, which can be found at [stgeorge.com.au/locator/](http://stgeorge.com.au/locator/).

### If you have any questions.



If you have any further questions you can call us on 133 700 (+61 2 9155 7800 if overseas). Otherwise drop into your nearest branch to talk to us today.

Thanks for choosing St.George.

### The St.George Term Deposit team

#### Term Deposit Account details:

Account Number: 0000356635103

Account Name: JUNKO STRATTON ATF and JUNKO STRATTON SUPER FUND

#### Investment details:

Amount payable on maturity: \$90,238.96

Date matured: 28 July 2022

| Financial Year               | 1 JUL 2021 - 30 JUN 2022              | 1 JUL 2022 - 30 JUN 2023 |
|------------------------------|---------------------------------------|--------------------------|
| Interest paid                | \$277.00                              | \$76.43                  |
| TFN Withholding Tax          | \$0.00                                | \$0.00                   |
| Non Resident Withholding Tax | \$0.00                                | \$0.00                   |
| Current Period Activities    |                                       |                          |
| 28 Jul 2022                  | INTEREST PAID TO THIS ACCOUNT \$76.43 |                          |
| 28 Jul 2022                  | ROLLOVER \$90,238.96                  |                          |

# Term Deposit Automatic Renewal Certificate

Date: 28th July 2022

**St.George**  
A Division of Westpac Banking Corporation  
ABN 33 007 457 141  
AFSL and Australian credit licence 233714  
Fixed Terms - IBN 30  
GPO Box 3433  
**SYDNEY NSW 2001**  
Customer Enquiries: 133 700



JUNKO STRATTON ATF  
JUNKO STRATTON SUPER FUND  
PO BOX 446  
NORTHBRIDGE NSW 1560

## Account Details

---

Number: 000 0356635103  
Title: JUNKO STRATTON ATF  
JUNKO STRATTON SUPER FUND

---

**If you have made changes before receiving this certificate, please disregard this certificate. A new certificate confirming your recent changes will be mailed to you soon.**

## Investment Details

---

|                            |                    |
|----------------------------|--------------------|
| Deposit Amount             | \$90,238.96        |
| Interest Rate              | 0.35% pa           |
| Term                       | 3 Months           |
| Open Date                  | 28 Jul 2022        |
| Maturity Date              | 28 Oct 2022        |
| Interest Payment Frequency | At Maturity        |
| Interest Payment Method    | Added to Principal |

Please keep this certificate if you are happy to rollover your Term Deposit without making any changes to the balance, term, interest payment frequency or the interest rate quoted.

On maturity of this Term Deposit, we will send you a letter containing the details of the interest earned. At the same time we will request your instructions for renewal, reinvestment or withdrawal of the amount invested.

Please note: if applicable to the duration of the term and/or the interest payment frequency that applies to your Term Deposit, an end of financial year statement will be sent to you to assist you in preparing your tax return.

In the meantime, if there's anything else you need, please visit your closest St.George branch, or simply call a GOLD Personal Banker on 133 700 between 8am-8pm, Monday to Saturday (Eastern Standard Time). Alternatively, at [stgeorge.com.au](http://stgeorge.com.au) you will find helpful information and tools to help you make the most of your banking.

### **Complaints**

If you have a complaint, contact our dedicated Customer Solutions team on 13 33 30 for Personal Banking or 133 800 for Business Banking. Alternatively, you can write to us at St.George Customer Solutions, Reply Paid 5265, Sydney NSW 2001. If an issue has not been resolved to your satisfaction, you can lodge a complaint with the Australian Financial Complaints Authority (AFCA). AFCA provides fair and independent financial services complaint resolution that is free to consumers.

Online: [www.afca.org.au](http://www.afca.org.au)

Email: [info@afca.org.au](mailto:info@afca.org.au)

Phone: 1800 931 678

Mail: Australian Financial Complaints Authority GPO Box 3 Melbourne VIC 3001.

# Term Deposit Account Statement

Date: 16th April 2022



00234/007

JUNKO STRATTON  
PO BOX 446  
NORTHBRIDGE NSW 1560

## Account Details

Number: 000 0354557181  
Title: JUNKO STRATTON SUPER FUND  
ATF JUNKO STRATTON

Statement of your Term Deposit.

## Investment Details

|                            |                    |
|----------------------------|--------------------|
| Opening balance            | \$692,912.83       |
| Closing balance            | \$692,912.83       |
| Interest rate              | 0.57% pa           |
| Term                       | 10 Months          |
| Open/Rollover date         | 16 Oct 2021        |
| Maturity                   | 16 Aug 2022        |
| Interest payment frequency | At Maturity        |
| Interest paid method       | Added to Principal |

## Interest and Tax Details

| Financial Year               | 1 JUL 2020 - 30 JUN 2021 | 1 JUL 2021 - 30 JUN 2022 |
|------------------------------|--------------------------|--------------------------|
| Interest paid                | \$10,312.86              | \$5,976.35               |
| TFN Withholding Tax          | \$0.00                   | \$0.00                   |
| Non Resident Withholding Tax | \$0.00                   | \$0.00                   |

## Statement Period Activity From 16 Oct 2021 to 16 Apr 2022

\*\*\* No activity this statement period \*\*\*

## Important Information

Maturity date shown is the date the term deposit matures unless it is withdrawn early.  
The Closing balance is the balance of your account on the last day of this statement period.  
Interest paid is gross interest which excludes any withholding tax deductions, on your term deposit during this statement period. Any adjustments to interest due to an early withdrawal will be reflected in the amount shown. The net interest paid to you is the Gross interest less any withholding tax deductions on your term deposit during the statement period.



Withholding tax may be deducted if your Tax File Number (TFN) or Australian Business Number (ABN) has not been supplied or if you are classified as non-resident.

Further information in relation to your account, including details of product benefits and applicable fees and charges, is available on request. That information is also contained in the Product Disclosure Statement (PDS) or other disclosure document for your account. For a copy of that document, or if you have any other enquiries, you can call a GOLD Personal Banker on 133 700.

The above Closing Balance amount may not be the same as the balance payable to you on closure of your account (the 'termination value'). Details of the termination value can be obtained by calling Telephone Banking on the numbers quoted above. Further information on how to close accounts, including calculation of the termination value, is contained in the Product Disclosure Statement (PDS) booklet or other disclosure document for your account.

We have an internal process for handling and resolving any problem you may have with, or complaints relating to, your account or this product. Information about this process can be found in the Product Disclosure Statement (PDS) or other disclosure document for your account, or you can contact a GOLD Personal Banker on 133 700.

Please check all entries on this statement and promptly inform us of any possible error or unauthorised transaction.

For any enquiries, please visit a St.George branch, or call a GOLD Personal Banker on 133 700 between 8am-8pm, Monday to Saturday (AEST), or go to [stgeorge.com.au](http://stgeorge.com.au) for more information.

### **Complaints**

If you have a complaint, contact our dedicated Customer Solutions team on 13 33 30 for Personal Banking or 133 800 for Business Banking. Alternatively, you can write to us at St.George Customer Solutions, Reply Paid 5265, Sydney NSW 2001. If an issue has not been resolved to your satisfaction, you can lodge a complaint with the Australian Financial Complaints Authority (AFCA). AFCA provides fair and independent financial services complaint resolution that is free to consumers.

Online: [www.afca.org.au](http://www.afca.org.au)

Email: [info@afca.org.au](mailto:info@afca.org.au)

Phone: 1800 931 678

Mail: Australian Financial Complaints Authority GPO Box 3 Melbourne VIC 3001.

The Term Deposit is a financial product issued by St.George - A Division of Westpac Banking Corporation ABN 33 007 457 141 AFSL and Australian credit licence 233714



Logout ([https://ibanking.stgeorge.com.au/ibank/login\\_process/Logout.action](https://ibanking.stgeorge.com.au/ibank/login_process/Logout.action))

Hello, **Junko Stratton**

Messages 0 (<https://ibanking.stgeorge.com.au/ibank/messageActionList.action>)

Find a... Print Help

Currently: Sat 30 Apr 2022 at 14:49 AEST

# ✓ Thank you for your renewal instruction

**My Accounts**  
(<https://ibanking.stgeorge.com.au/ibank/viewAccountPortfolio.html>)

Your new term will start at the end of your Grace Period. Please allow 1-2 business days for this interest to be applied to your account.

**Transfers, payments & BPAY®**  
(<https://ibanking.stgeorge.com.au/ibank/paymentsLanding.action>)

**Manage my accounts**  
(<https://ibanking.stgeorge.com.au/ibank/manageAccountsLanding.action>)

**Products, tools & calculators**  
(<https://ibanking.stgeorge.com.au/ibank/startweb.html?app=DDO>)

**My details & settings**  
(<https://ibanking.stgeorge.com.au/ibank/myInformationLanding.action>)

**Security, SMS & email alerts**  
(<https://ibanking.stgeorge.com.au/ibank/alertsLanding.action>)

|                         |                              |
|-------------------------|------------------------------|
| <b>Account</b>          | Term Deposit                 |
| <b>Renewal amount</b>   | \$90,162.53                  |
| <b>Interest rate</b>    | 3.50% p.a.                   |
| <b>Term</b>             | 3 months                     |
| <b>Fund from</b>        | Term Deposit<br>0356 635 103 |
| <b>Interest paid</b>    | At maturity                  |
| <b>Interest paid to</b> | This account                 |
| <b>Interest earned</b>  | \$76.42**                    |

## Things you should know

Once you renew your Term Deposit you will need to provide a minimum of 31 days' notice to access funds prior to maturity (except in cases of hardship).

Each time your term deposit rolls over automatically, it may be re-invested at a lower rate than the current interest rate, and there may be another product available which has a similar term and a higher interest rate.

The Grace Period is 14 days commencing the day of maturity where you can advise us of your maturity instructions. If the end of the Grace Period falls on a Sunday or a public holiday, the period ends

the immediately preceding Saturday or business day, whichever is first.

\* The interest rate offered for this account is based on the balance specified above. This interest rate will be applied to the account and visible in Internet Banking 1-2 business days following receipt of funds. The interest rate adjustment may not be applied to the Term Deposit if the account is under or over funded.

\* This rate may no longer be available if you make any changes to this maturity instruction during the Grace Period (via Customer Contact Centre, Branch, or Internet Banking).

\*\* If you withdraw your funds prior to maturity, we may recalculate the interest at a reduced rate.

**Done**

**Contact Us    FAQs    Top**

© St.George Bank - A Division of Westpac Banking Corporation ABN 33 007 457 141 AFSL and Australian credit licence 233714

# Term Deposit Automatic Renewal Certificate

Date: 28th April 2022

**St.George**  
A Division of Westpac Banking Corporation  
ABN 33 007 457 141  
AFSL and Australian credit licence 233714  
Fixed Terms - IBN 30  
GPO Box 3433  
**SYDNEY NSW 2001**  
Customer Enquiries: 133 700



JUNKO STRATTON ATF  
JUNKO STRATTON SUPER FUND  
PO BOX 446  
NORTHBRIDGE NSW 1560

## Account Details

---

Number: 000 0356635103  
Title: JUNKO STRATTON ATF  
JUNKO STRATTON SUPER FUND

---

**If you have made changes before receiving this certificate, please disregard this certificate. A new certificate confirming your recent changes will be mailed to you soon.**

## Investment Details

---

|                            |                    |
|----------------------------|--------------------|
| Deposit Amount             | \$90,162.53        |
| Interest Rate              | 0.25% pa           |
| Term                       | 10 Months          |
| Open Date                  | 28 Apr 2022        |
| Maturity Date              | 28 Feb 2023        |
| Interest Payment Frequency | At Maturity        |
| Interest Payment Method    | Added to Principal |

Please keep this certificate if you are happy to rollover your Term Deposit without making any changes to the balance, term, interest payment frequency or the interest rate quoted.

On maturity of this Term Deposit, we will send you a letter containing the details of the interest earned. At the same time we will request your instructions for renewal, reinvestment or withdrawal of the amount invested.

Please note: if applicable to the duration of the term and/or the interest payment frequency that applies to your Term Deposit, an end of financial year statement will be sent to you to assist you in preparing your tax return.

In the meantime, if there's anything else you need, please visit your closest St.George branch, or simply call a GOLD Personal Banker on 133 700 between 8am-8pm, Monday to Saturday (Eastern Standard Time). Alternatively, at [stgeorge.com.au](http://stgeorge.com.au) you will find helpful information and tools to help you make the most of your banking.

### **Complaints**

If you have a complaint, contact our dedicated Customer Solutions team on 13 33 30 for Personal Banking or 133 800 for Business Banking. Alternatively, you can write to us at St.George Customer Solutions, Reply Paid 5265, Sydney NSW 2001. If an issue has not been resolved to your satisfaction, you can lodge a complaint with the Australian Financial Complaints Authority (AFCA). AFCA provides fair and independent financial services complaint resolution that is free to consumers.

Online: [www.afca.org.au](http://www.afca.org.au)

Email: [info@afca.org.au](mailto:info@afca.org.au)

Phone: 1800 931 678

Mail: Australian Financial Complaints Authority GPO Box 3 Melbourne VIC 3001.

11 April 2022

St.George  
A Division of Westpac Banking Corporation  
ABN 33 007 547 141 AFSL 233714  
Fixed Terms - IBN 30  
GPO Box 3433, Sydney, NSW 2001  
Customer Enquiries: 13 33 30



00180/007

JUNKO STRATTON ATF  
JUNKO STRATTON SUPER FUND  
PO BOX 446  
NORTHBRIDGE NSW 1560

## Your Term Deposit matures soon.

**Term Deposit account number: 0000356635103**

Dear Junko Stratton Atf Junko Stratton Super Fund,

Your Term Deposit matures on 28 Apr 2022, so now is a good time to think about what you'd like to do at maturity.

### Your current Term Deposit summary

|                            |             |
|----------------------------|-------------|
| Principal amount           | \$89,885.53 |
| Open date                  | 28 Jun 2021 |
| Maturity date              | 28 Apr 2022 |
| Interest rate              | 0.37% pa    |
| Term                       | 10 Months   |
| Interest payment frequency | At Maturity |
| Grace Period Start Date    | 28 Apr 2022 |
| Grace Period End Date      | 12 May 2022 |

### What happens next?

We'll send you a notice no later than two business days after the maturity date to inform you the applicable interest rate for the new Term Deposit.

You will have 14 days (called the Grace Period<sup>1</sup>) from the maturity date to withdraw or transfer the funds of your Term Deposit without incurring a fee or a reduction in your interest return. If we don't hear from you, you have given consent for us to automatically reinvest your principal and any undisbursed interest into a new Term Deposit, for the same term and interest payment frequency.

If you do let your Term Deposit automatically roll over, it may be reinvested at **a lower rate than the current interest rate**. There may be another product available with a similar term and a higher interest rate. If you contact us at maturity, we can check whether you're eligible for a special rate.

If you wish to withdraw or transfer your funds after the Grace Period<sup>1</sup>, we have the discretion to delay the withdrawal or transfer until the end of the 31 days' notice period (unless we determine you are in financial difficulty), but not beyond the maturity date of the new Term Deposit.

## Managing your Term Deposit online is easier than ever.

Simply logon to get started – no need to call or visit a branch.



### Have complete control.

No need to wait until maturity, you can check or change maturity instructions online during the life of your Term Deposit.



### Manage it all on the go.

View and control all your account details wherever you are, whenever you need.



### Bank Confidently.

Rest assured with St George's Internet Banking Security guarantee.

Find out more at [stgeorge.com.au/renew](http://stgeorge.com.au/renew)

## Not yet registered for Internet Banking?

It only takes a few minutes. Ask us in branch today or call 133 700 or register online. Read the Internet Banking Terms and Conditions available at [stgeorge.com.au](http://stgeorge.com.au) before deciding.

### Is a Term Deposit the account that best suits your needs?

Term Deposits have been designed for people who wish to deposit a specific amount and be paid a fixed rate of interest over a fixed period of time of their choice, and who do not need immediate access to their funds during that time.

If you have different needs, please talk to us about other options you can take at maturity, including, varying your term deposit, withdrawing funds or changing to another product. Help is available by logging into Online Banking, calling us or visiting a branch, which can be found at [stgeorge.com.au/locator/](http://stgeorge.com.au/locator/).

### If you have any questions.



If you have any further questions you can call us on 133 700 (+61 2 9155 7800 if overseas). Otherwise drop into your nearest branch to talk to us today.

Thanks for choosing St.George.

### The St.George Term Deposit team

### Things you should know.

1. Grace Period means the period of 14 days from the maturity date of your term deposit. If the last day of that 14-day period falls on a Sunday or a national public holiday, the Grace Period will end on the immediately preceding Saturday or business day - whichever is first.

You'll need to give us 31 days' notice to access the funds before maturity, unless we determine you are in financial difficulty. If you withdraw the funds early, we may recalculate all interest paid or to be paid on your Term Deposit at a reduced rate, and you may lose any interest accrued.

St.George Term Deposits Terms and Conditions apply and are available from [stgeorge.com.au](http://stgeorge.com.au), by visiting a branch, or by calling us on 133 700 (+61 2 9155 7800 if overseas). Please refer to the 'Term Deposits Terms and Conditions and General Information' booklet and the Important Information Document for further information, including the consent you have provided to automatically reinvest your Term Deposit (unless you advise us otherwise before or during the Grace Period).

Current interest rate information is also available on our website or by contacting us.

13 May 2022

St.George  
A Division of Westpac Banking Corporation  
ABN 33 007 547 141 AFSL 233714  
Fixed Terms - IBN 30  
GPO Box 3433, Sydney, NSW 2001  
Customer Enquiries: 13 33 30



00116/007

JUNKO STRATTON ATF  
JUNKO STRATTON SUPER FUND  
PO BOX 446  
NORTHBRIDGE NSW 1560

## Your Term Deposit renewal notification.

**Term Deposit account number: 0000356635103**

Dear Junko Stratton Atf Junko Stratton Super Fund,

Thank you for renewing your Term Deposit. The details of your account and the dates you need to be aware of are below.

### Your current Term Deposit summary

|                            |                    |
|----------------------------|--------------------|
| Principal amount           | \$90,162.53        |
| Open date                  | 28 Apr 2022        |
| Maturity date              | 28 Jul 2022        |
| Interest rate              | 0.34% pa           |
| Term                       | 3 Months           |
| Interest payment frequency | At Maturity        |
| Interest payment method    | Added to Principal |

### What happens next?

Unless you advise us otherwise, we will automatically reinvest the principal and any undisbursed interest for the same term and interest payment frequency at the standard interest rate applicable on the day of maturity. You will, however, have 14 days (called the Grace Period<sup>1</sup>) beginning on the maturity date to tell us what you'd like to do.

If you do let your Term Deposit automatically reinvest, it may be reinvested at **a lower rate than the current interest rate**. There may be another product available with a similar term and a higher interest rate. If you contact us at maturity, we can check whether you're eligible for a special rate.

Note: you'll need to give us 31 days' notice to access the funds before maturity, unless we determine you are in financial difficulty. If you withdraw the funds early, we may recalculate all interest paid or to be paid on your Term Deposit at a reduced rate, and you may lose any interest accrued.

## Managing your Term Deposit online is easier than ever.

Simply logon to get started – no need to call or visit a branch.



### Have complete control.

No need to wait until maturity, you can check or change maturity instructions online during the life of your Term Deposit.



### Manage it all on the go.

View and control all your account details wherever you are, whenever you need.



### Bank Confidently.

Rest assured with St George's Internet Banking Security guarantee.

Find out more at [stgeorge.com.au/renew](http://stgeorge.com.au/renew)

## Not yet registered for Internet Banking?

It only takes a few minutes. Ask us in branch today or call 133 700 or register online. Read the Internet Banking Terms and Conditions available at [stgeorge.com.au](http://stgeorge.com.au) before deciding.

### Is a Term Deposit the account that best suits your needs?

Term Deposits have been designed for people who wish to deposit a specific amount and be paid a fixed rate of interest over a fixed period of time of their choice, and who do not need immediate access to their funds during that time.

If you have different needs, please talk to us about other options you can take at maturity, including, varying your term deposit, withdrawing funds or changing to another product. Help is available by logging into Online Banking, calling us or visiting a branch, which can be found at [stgeorge.com.au/locator/](http://stgeorge.com.au/locator/).

### If you have any questions.



If you have any further questions you can call us on 133 700 (+61 2 9155 7800 if overseas). Otherwise drop into your nearest branch to talk to us today.

Thanks for choosing St.George.

### The St.George Term Deposit team

### Things you should know.

You'll need to give us 31 days' notice to access the funds before maturity, except in cases of hardship as defined by us. If you withdraw the funds early, we may recalculate all interest paid or to be paid on your Term Deposit at a reduced rate, and you may lose any interest accrued.

Please refer to the 'Term Deposits Terms and Conditions and General Information' booklet and the Important Information Document for further information, including the consent you have provided to automatically reinvest your Term Deposit (unless you advise us otherwise during the Grace Period).



# 26500 - Other Investment Income

2022 Financial Year

**Preparer** Desiree Yutuc

**Reviewer** Steven Lee

**Status** Completed

| Account Code  | Description          | CY Balance        | LY Balance        | Change |
|---------------|----------------------|-------------------|-------------------|--------|
| SHKDMISINCOME | Miscellaneous Income |                   | (\$100.80)        | 100%   |
| <b>TOTAL</b>  |                      | <b>CY Balance</b> | <b>LY Balance</b> |        |
|               |                      |                   | (\$100.80)        |        |

## Supporting Documents

○ General Ledger [Report](#)

## Standard Checklist

Attach all source documentation

JUNKO STRATTON SUPER FUND

# General Ledger

As at 30 June 2022

| Transaction Date | Description | Units | Debit | Credit | Balance \$ |
|------------------|-------------|-------|-------|--------|------------|
|                  |             |       |       |        | 0.00 DR    |

Total Debits: 0.00

Total Credits: 0.00

# 30100 - Accountancy Fees

2022 Financial Year

**Preparer** Desiree Yutuc

**Reviewer** Steven Lee

**Status** Completed

| Account Code | Description      | CY Balance        | LY Balance        | Change   |
|--------------|------------------|-------------------|-------------------|----------|
| 30100        | Accountancy Fees | \$700.00          | \$795.00          | (11.95)% |
| <b>TOTAL</b> |                  | <b>CY Balance</b> | <b>LY Balance</b> |          |
|              |                  | \$700.00          | \$795.00          |          |

## Supporting Documents

- General Ledger [Report](#)
- 2022 SH\_Invoice.pdf [30100](#)

## Standard Checklist

- Attach all source documentation
- Ensure all Transactions have been entered

# JUNKO STRATTON SUPER FUND

## General Ledger

As at 30 June 2022

| Transaction Date                | Description   | Units | Debit         | Credit | Balance \$       |
|---------------------------------|---|-------|---------------|--------|------------------|
| <b>Accountancy Fees (30100)</b> |   |       |               |        |                  |
| <i>Accountancy Fees (30100)</i> |   |       |               |        |                  |
| 01/02/2022                      | ANZ INTERNET BANKING PAYMENT<br>604277 TO SUPERHELP AUSTRALIA |       | 450.00        |        | 450.00 DR        |
| 02/02/2022                      | ANZ INTERNET BANKING PAYMENT<br>887328 TO SUPERHELP AUSTRALIA |       | 250.00        |        | 700.00 DR        |
|                                 |   |       | <b>700.00</b> |        | <b>700.00 DR</b> |

**Total Debits: 700.00**

**Total Credits: 0.00**



**TAX INVOICE**

|                       |                                  |             |                             |
|-----------------------|----------------------------------|-------------|-----------------------------|
| <b>To</b>             | Junko Stratton Super             | <b>From</b> | SuperHelp Australia PTY LTD |
| <b>Invoice Number</b> | INV-0366                         |             | PO Box 1906                 |
| <b>ABN</b>            | 60 061 126 663                   |             | MACQUARIE CENTRE NSW 2113   |
| <b>Issued</b>         | 31 January 2022                  |             | AUSTRALIA                   |
| <b>Due</b>            | 14 February 2022, Due in 13 days |             |                             |

| Item                  | Description                | Quantity | Unit Price | GST | Amount AUD      |
|-----------------------|----------------------------|----------|------------|-----|-----------------|
| EOY                   | SMSF Annual Administration | 1.00     | 1,100.00   | 10% | 1,100.00        |
| ADD INV               | Additional Investments     | 6.00     | 25.00      | 10% | 150.00          |
| Includes GST 10%      |                            |          |            |     | 113.64          |
| <b>Amount Due AUD</b> |                            |          |            |     | <b>1,250.00</b> |

Please pay the balance of our fees by direct credit into our bank account.

OUR BANK DETAILS (Use your name or your SMSF name as the reference):

Account Name: Superhelp Australia Pty Ltd  
 Bank: Commonwealth Bank  
 BSB: 06 2099  
 Account Number: 1041 7929

*paid*  
 1-2.22  
 2-2.22

# 30400 - ATO Supervisory Levy

2022 Financial Year

**Preparer** Desiree Yutuc

**Reviewer** Steven Lee

**Status** Completed

| Account Code | Description          | CY Balance        | LY Balance        | Change |
|--------------|----------------------|-------------------|-------------------|--------|
| 30400        | ATO Supervisory Levy | \$259.00          | \$259.00          | 0%     |
| <b>TOTAL</b> |                      | <b>CY Balance</b> | <b>LY Balance</b> |        |
|              |                      | \$259.00          | \$259.00          |        |

## Supporting Documents

- General Ledger [Report](#)

## Standard Checklist

- Attach all source documentation
- Ensure all Transactions have been entered

# JUNKO STRATTON SUPER FUND

## General Ledger

As at 30 June 2022

| Transaction Date                    | Description   | Units | Debit         | Credit | Balance \$       |
|-------------------------------------|---|-------|---------------|--------|------------------|
| <b>ATO Supervisory Levy (30400)</b> |   |       |               |        |                  |
| <u>ATO Supervisory Levy (30400)</u> |   |       |               |        |                  |
| 23/03/2022                          | ANZ INTERNET BANKING BPAY TAX OFFICE PAYMENT {378800} |       | 259.00        |        | 259.00 DR        |
|                                     |   |       | <b>259.00</b> |        | <b>259.00 DR</b> |

**Total Debits: 259.00**

**Total Credits: 0.00**

# 30700 - Auditor's Remuneration

2022 Financial Year

**Preparer** Desiree Yutuc

**Reviewer** Steven Lee

**Status** Completed

| Account Code | Description            | CY Balance        | LY Balance        | Change |
|--------------|------------------------|-------------------|-------------------|--------|
| 30700        | Auditor's Remuneration | \$550.00          | \$450.00          | 22.22% |
| <b>TOTAL</b> |                        | <b>CY Balance</b> | <b>LY Balance</b> |        |
|              |                        | \$550.00          | \$450.00          |        |

## Supporting Documents

- General Ledger [Report](#)
- Invoice X19349.pdf [30700](#)

## Standard Checklist

- Attach all source documentation
- Ensure all Transactions have been entered



# JUNKO STRATTON SUPER FUND

## General Ledger

As at 30 June 2022

| Transaction Date                      | Description   | Units | Debit         | Credit | Balance \$       |
|---------------------------------------|---|-------|---------------|--------|------------------|
| <b>Auditor's Remuneration (30700)</b> |   |       |               |        |                  |
| Auditor's Remuneration (30700)        |   |       |               |        |                  |
| 01/02/2022                            | ANZ INTERNET BANKING PAYMENT<br>604277 TO SUPERHELP AUSTRALIA |       | 550.00        |        | 550.00 DR        |
|                                       |   |       | <b>550.00</b> |        | <b>550.00 DR</b> |

**Total Debits: 550.00**

**Total Credits: 0.00**

Invoice Date 31 Jan 2022  
Invoice Number X19349  
Due Date 14 Feb 2022

SuperHelp Australia Pty Ltd  
Attention: Sandra  
PO Box 1906  
MACQUARIE CENTRE NSW 2113

## TAX INVOICE

| Description   | Amount        |
|---|---------------|
| Preparation of SMSF Audit on behalf of the following Superannuation Fund:<br><br>Junko Stratton Super Fund for the year ended 30 June 2021. |               |
| Subtotal  | 500.00        |
| Total GST 10%   | 50.00         |
| Invoice Total AUD   | 550.00        |
| Total Net Payments AUD  | 0.00          |
| <b>Amount Due AUD</b>   | <b>550.00</b> |

## Payment Advice



### DIRECT CREDIT (EFT)

Account Name: **Gold Group Consulting**  
BSB: **484 799** Account No.: **20423 2240**  
Please quote the invoice number(s) as a reference.



### by mail

Detach this section and mail your cheque to:

Gold Group Consulting  
PO Box 428  
Southport QLD 4215  
Australia

Client: SuperHelp Australia Pty Ltd

Invoice No : X19349  
Amount Due: \$ 550.00  
Due Date: 14 Feb 2022



CHARTERED ACCOUNTANTS - SINCE 1969

# 31500 - Bank Charges

2022 Financial Year

**Preparer** Desiree Yutuc

**Reviewer** Steven Lee

**Status** Completed

| Account Code | Description  | CY Balance        | LY Balance        | Change |
|--------------|--------------|-------------------|-------------------|--------|
| 31500        | Bank Charges |                   | \$1.20            | 100%   |
| <b>TOTAL</b> |              | <b>CY Balance</b> | <b>LY Balance</b> |        |
|              |              |                   | \$1.20            |        |

## Supporting Documents

- General Ledger [Report](#)

## Standard Checklist

- Attach all source documentation
- Ensure all Transactions have been entered

JUNKO STRATTON SUPER FUND

# General Ledger

As at 30 June 2022

| Transaction Date | Description | Units | Debit | Credit | Balance \$ |
|------------------|-------------|-------|-------|--------|------------|
|                  |             |       |       |        | 0.00 DR    |

Total Debits: 0.00

Total Credits: 0.00

# 41800 - Postage, Printing and Stationery

2022 Financial Year

Preparer Desiree Yutuc

Reviewer Steven Lee

Status Completed

| Account Code | Description                      | CY Balance        | LY Balance        | Change |
|--------------|----------------------------------|-------------------|-------------------|--------|
| 41800        | Postage, Printing and Stationery | \$102.01          | \$60.10           | 69.73% |
| <b>TOTAL</b> |                                  | <b>CY Balance</b> | <b>LY Balance</b> |        |
|              |                                  | \$102.01          | \$60.10           |        |

## Supporting Documents

- General Ledger [Report](#)
- 2022 Expenses\_01.pdf [41800](#)
- 2022 Expenses\_02.pdf [41800](#)
- 2022\_Expense reimbursement.xlsx [41800](#)

## Standard Checklist

- Attach all source documentation
- Ensure all Transactions have been entered

JUNKO STRATTON SUPER FUND

# General Ledger

As at 30 June 2022

| Transaction Date                                | Description                              | Units | Debit         | Credit | Balance \$       |
|---|--|-------|---------------|--------|------------------|
| <b>Postage, Printing and Stationery (41800)</b> |  |       |               |        |                  |
|   | Postage, Printing and Stationery (41800) |       |               |        |                  |
| 30/06/2022                                      |  |       | 102.01        |        | 102.01 DR        |
|   |  |       | <b>102.01</b> |        | <b>102.01 DR</b> |

**Total Debits: 102.01**

**Total Credits: 0.00**



www.officeworks.com.au  
 Officeworks Chatswood  
 PH: (02) 9201 8600


Officeworks Ltd ABN 36 004 763 526  
 TAX INVOICE (Q1 2021/22) 20/09/2021

BRTN2450 \$141.00  
 BRO TN-2450 TONER BLACK

**TOTAL \$141.00**  
 GST Incl. led in Total \$12.82  
 \* GST Free Item

Eft Purchase \$141.00  
 Officeworks  
 Chatswood NSW AU  
 20/09/21 14:39 21259981 024302  
 \*\*\*\*\* E940 VISA  
 CREDIT ACCOUNT Visa DEBIT  
 APSN 0000 ATC 0462 A0000000031010  
 PURCHASE AUD\$ 141.00  
 RRN 002516758001 (00)APPROVED  
 AUTH 391906  
 NO PIN OR SIGNATURE REQUIRED

Please retain receipt for  
 return/exchange.  
 Team Member: Thumbin



20/09/2021 2:39:18 PM 9245243002516758



To provide feedback, go to  
 officeworks.com.au/243

A U S T R A L I A P O S T  
 NORTHBRIDGE LPO 2063

PREPAID EP KEO SATC x 1 16.45 \*  
 TOTAL \$16.45

Payment Tendered Details :  
 EFTPOS 16.45  
 \* LPO supplied, price includes GST.  
 GST on LPO Taxable Supply : 1.50

ABN:42 618 247 493 TAX INVOICE

20/09/21 01/92094 vee/c 283186 09:15

PROVIDE FEEDBACK ON TODAY'S VISIT AT  
 AUSPOST.COM.AU/MYVISIT

EFTPOS  
 456462#####3131 (T) CREDIT ACCOUNT  
 EFTPOS Tender 16.45  
 TOTAL EFTPOS AUD\$16.45  
 APPROVED 00  
 Visa Credit  
 AID A0000000031010  
 CATC 320000012831866 PSN 00 ATC 00164  
 RRN 041932091543  
 20/09/21 09:15:43 283186 01/041932 vee

If you purchased an item which  
 has tracking, visit  
 post.com.au/track



View the Visa Post Terms and  
 Conditions at www.auspost.com.au

Our returns policy is available at  
 www.auspost.com.au/returnspolicy

How was your visit?

To tell us, go to

auspost.com.au/myvisit  
 or phone 1800 443 930


Outlet ID: 283186  
 Receipt number: 0192094

Download the AusPost app  
 to easily track and control  
 your deliveries.

Search "AusPost" in your app store.

02 07 008 65428 3002 59805  
 Sender to keep  
 Lift and Peel





Tax invoice for...



MRS JUNKO STRATTON  
UNIT 1/47 COOLAWIN ROAD  
NORTHBRIDGE NSW 2063

X 12

TPG Telecom Limited (ABN 76 096 304 620). This invoice may be issued on behalf of Vodafone Pty Limited (ABN 76 062 954 554)

Account number 941636068  
Invoice number 1292233147  
Billing period 11 Jul - 10 Aug 2022  
Date of issue 12 Aug 2022

Bill summary

Fixed Broadband 61126165330 \$130.00  
Home Superfast plan

Account charges and credits \$0.85

Previous balance \$0.00

Total **\$130.85**

GST included in the new charges \$11.90

Direct debit on 25 Aug 2022.


Want to know more?

Go to <https://www.vodafone.com.au/billexplainer> or <https://www.vodafone.com.au/support>

Call us on 1555 from your Vodafone mobile or 1300 650 410 from any landline. Mon - Sun: 8.00 AM to 10.00 PM

If you have difficulty paying your bill, contact us on 1300 650 405 or view our Financial Hardship policy on our website to learn about the options available for you. Mon - Fri: 8.00 AM to 8.00 PM

Last three months



Save \$15/mth on the nbn™ 50 plan.

When you already have a mobile plan with us. That's the \$80 Essential+ nbn™ plan for \$65/mth. Total min cost \$245 plus mobile phone plan costs. Max modem cost \$180. Typical Evening Speeds 46Mbps 7-11pm. T&C apply

Find out more at [vodafone.com.au/nbn50offer](http://vodafone.com.au/nbn50offer)



Direct debit on 25 Aug 2022



**Direct Debit payments:**  
To set up direct debit\*, visit [vodafone.com.au/directdebit](http://vodafone.com.au/directdebit)



Pay online at [vodafone.com.au/pay](http://vodafone.com.au/pay) by credit or debit card\* or call 1527 from your mobile or 1300 650 145 from a landline



**BPAY:** Payment via internet or phone banking  
Bill code: 52225  
Reference: 941636068



Pay in person at any Australia Post office. A fee of \$2.60 (plus GST) will apply which you'll see on your next bill



Mail: Post this payment slip with your cheque made payable to TPG Telecom Limited Send to: TPG Telecom Limited, GPO Box 2699, Sydney NSW 1158



\*71 195 000000941636068 37

\*A payment processing fee applies to card payments which will appear on your next bill. This fee will be between 0.287% - 3.005%, plus GST, depending on the card used. For current fee details, please visit [vodafone.com.au/cardfees](http://vodafone.com.au/cardfees)

00000000000000000941636068+0000013085+2015+32>

## Important information

**Australia Post Payment Fee**

From 7 September 2022 the fee for paying your bill through Australia Post will increase from \$2.60 ex GST to \$2.73 ex GST. For more information on our payment options, head to <https://www.vodafone.com.au/support/billing/pay>

**Since your last bill**

|                         |  |           |               |
|-------------------------|--|-----------|---------------|
| Previous bill           |  | \$130.65  |               |
| Payment                 | Direct Debit (Visa) on 27-Jul (Ref: M2-218f1301) | -\$130.65 |               |
| <b>Previous balance</b> |  |           | <b>\$0.00</b> |

**This bill**

| Item  | Amount   | Subtotal |
|---|----------|----------|
| 61126165330   |          | \$130.00 |
| <b>Home Superfast plan</b>  | \$130.00 |          |
| Month to Month ( <a href="http://www.vodafone.com.au/cis">www.vodafone.com.au/cis</a> ) |          |          |
| <i>In addition to your plan</i>   |          |          |
| Vodafone WiFi Hub   | \$0.00   |          |
| Account charges and credits   |          | \$0.85   |
| Card Payment Processing Fee   | \$0.85   |          |

**Total new charges****\$130.85**

Incl. of GST \$11.90

**Detailed  
Bill**

This bill shows all usage details. If you'd like to see only the usage you pay for, switch to a "Summary bill" at <https://vodafone.com.au/myvodafone>

**Expense reimbursement  
2022**

| <b>Item</b>               | <b>% to fund</b> | <b>Total</b>    | <b>Allocated</b> |
|---------------------------|------------------|-----------------|------------------|
| Postage                   | 100%             | 16.45           | 16.45            |
| Stationery                | 5%               | 141.00          | 7.05             |
| Internet (130.85 x 12mos) | 5%               | 1,570.20        | 78.51            |
|                           |                  | <u>1,727.65</u> | <u>102.01</u>    |

# 48500 - Income Tax Expense

2022 Financial Year

---

**Preparer** Desiree Yutuc

**Reviewer** Steven Lee

**Status** Completed

| Account Code | Description        | CY Balance        | LY Balance        | Change   |
|--------------|--------------------|-------------------|-------------------|----------|
| 48500        | Income Tax Expense | \$72.43           | \$1,402.25        | (94.83)% |
| <b>TOTAL</b> |                    | <b>CY Balance</b> | <b>LY Balance</b> |          |
|              |                    | \$72.43           | \$1,402.25        |          |

## Supporting Documents

No supporting documents

# 49000 - Profit/Loss Allocation Account

2022 Financial Year

Preparer Desiree Yutuc

Reviewer Steven Lee

Status Completed

| Account Code | Description                    | CY Balance        | LY Balance        | Change    |
|--------------|--------------------------------|-------------------|-------------------|-----------|
| 49000        | Profit/Loss Allocation Account | (\$835.01)        | \$17,440.52       | (104.79)% |
| <b>TOTAL</b> |                                | <b>CY Balance</b> | <b>LY Balance</b> |           |
|              |                                | (\$835.01)        | \$17,440.52       |           |

## Supporting Documents

No supporting documents

# 50000 - Members

2022 Financial Year

Preparer Desiree Yutuc

Reviewer Steven Lee

Status Completed

| Account Code | Description                                   | Opening Balance        | Contribution Income        | Earnings        | Member Payments        | Tax & Fees            | Closing Balance        | Change  |
|--------------|---|------------------------|----------------------------|-----------------|------------------------|-----------------------|------------------------|---------|
| STRJUN00001A | Stratton, Junko - Accumulation (Accumulation) | (\$982,990.24)         |                            | (\$1,321.39)    |                        | \$2,156.40            | (\$982,155.23)         | (0.08)% |
| <b>TOTAL</b> |   | <b>Opening Balance</b> | <b>Contribution Income</b> | <b>Earnings</b> | <b>Member Payments</b> | <b>Tax &amp; Fees</b> | <b>Closing Balance</b> |         |
|              |   | (\$982,990.24)         |                            | (\$1,321.39)    |                        | \$2,156.40            | (\$982,155.23)         |         |

## Supporting Documents

- Members Summary [Report](#)
- Members Statements [Report](#)

## Standard Checklist

- Attach copies of Members Statements

# JUNKO STRATTON SUPER FUND

## Members Statement

Junko Stratton  
 1/47 Coolawin Road  
 Northbridge, New South Wales, 2063, Australia

### Your Details

|                            |                    |                          |            |
|----------------------------|--------------------|--------------------------|------------|
| Date of Birth :            | Provided           | Nominated Beneficiaries: | N/A        |
| Age:                       | 60                 | Nomination Type:         | N/A        |
| Tax File Number:           | Provided           | Vested Benefits:         | 982,155.23 |
| Date Joined Fund:          | 22/09/2008         | Total Death Benefit:     | 982,155.23 |
| Service Period Start Date: | 01/12/1994         | Current Salary:          | 0.00       |
| Date Left Fund:            |                    | Previous Salary:         | 0.00       |
| Member Code:               | STRJUN00001A       | Disability Benefit:      | 0.00       |
| Account Start Date:        | 22/09/2008         |                          |            |
| Account Phase:             | Accumulation Phase |                          |            |
| Account Description:       | Accumulation       |                          |            |

### Your Balance

|                                |            |
|--------------------------------|------------|
| Total Benefits                 | 982,155.23 |
| <u>Preservation Components</u> |            |
| Preserved                      | 982,155.23 |
| Unrestricted Non Preserved     |            |
| Restricted Non Preserved       |            |
| <u>Tax Components</u>          |            |
| Tax Free                       | 687,807.23 |
| Taxable                        | 294,348.00 |

### Your Detailed Account Summary

|  | This Year  | Last Year  |
|--|------------|------------|
| Opening balance at 01/07/2021                        | 982,990.24 | 965,549.72 |
| <u>Increases to Member account during the period</u> |            |            |
| Employer Contributions                               |            |            |
| Personal Contributions (Concessional)                |            |            |
| Personal Contributions (Non Concessional)            |            |            |
| Government Co-Contributions                          |            |            |
| Other Contributions                                  |            |            |
| Proceeds of Insurance Policies                       |            |            |
| Transfers In   |            |            |
| Net Earnings   | 1,321.39   | 20,568.92  |
| Internal Transfer In                                 |            |            |
| <u>Decreases to Member account during the period</u> |            |            |
| Pensions Paid  |            |            |
| Contributions Tax                                    |            |            |
| Income Tax   | 2,156.40   | 3,128.40   |
| No TFN Excess Contributions Tax                      |            |            |
| Excess Contributions Tax                             |            |            |
| Refund Excess Contributions                          |            |            |
| Division 293 Tax                                     |            |            |
| Insurance Policy Premiums Paid                       |            |            |
| Management Fees                                      |            |            |
| Member Expenses                                      |            |            |
| Benefits Paid/Transfers Out                          |            |            |
| Superannuation Surcharge Tax                         |            |            |
| Internal Transfer Out                                |            |            |
| Closing balance at 30/06/2022                        | 982,155.23 | 982,990.24 |

**JUNKO STRATTON SUPER FUND**  
**Members Statement**

---

**Trustee's Disclaimer**

This statement has been prepared by the Trustee for the member whose name appears at the top of this statement. Every effort has been made by the Trustee to ensure the accuracy and completeness of this Statement. The Trustee does not accept any liability for any error, omission or misprint. All amounts shown in relation to benefits do not take into account any amounts which may be withheld to satisfy the requirements imposed by the Income Tax Assessment Act 1936.

Signed by all the trustees of the fund

\_\_\_\_\_  
Junko Stratton  
Trustee

\_\_\_\_\_  
Kenneth Stratton  
Trustee



JUNKO STRATTON SUPER FUND

# Members Summary

As at 30 June 2022

| Opening Balances                | Increases     |              |                 |                    | Decreases     |                   |                 |                                 |                    | Closing Balance |                   |
|---------------------------------|---------------|--------------|-----------------|--------------------|---------------|-------------------|-----------------|---------------------------------|--------------------|-----------------|-------------------|
|                                 | Contributions | Transfers In | Net Earnings    | Insurance Proceeds | Pensions Paid | Contributions Tax | Taxes Paid      | Benefits Paid/<br>Transfers Out | Insurance Premiums |                 | Member Expenses   |
| <b>Junko Stratton (Age: 60)</b> |               |              |                 |                    |               |                   |                 |                                 |                    |                 |                   |
| STRJUN00001A - Accumulation     |               |              |                 |                    |               |                   |                 |                                 |                    |                 |                   |
| 982,990.24                      |               |              | 1,321.39        |                    |               |                   | 2,156.40        |                                 |                    |                 | 982,155.23        |
| <b>982,990.24</b>               |               |              | <b>1,321.39</b> |                    |               |                   | <b>2,156.40</b> |                                 |                    |                 | <b>982,155.23</b> |
| <b>982,990.24</b>               |               |              | <b>1,321.39</b> |                    |               |                   | <b>2,156.40</b> |                                 |                    |                 | <b>982,155.23</b> |

# 60400 - Bank Accounts

2022 Financial Year

Preparer Desiree Yutuc

Reviewer Steven Lee

Status Completed

| Account Code | Description       | CY Balance        | LY Balance        | Change   |
|--------------|-------------------|-------------------|-------------------|----------|
| ANZ253285972 | ANZ ETrade ***972 | \$75,197.46       | \$84,243.09       | (10.74)% |
| ANZ480118525 | ANZ Bank Account  | \$3,192.96        | \$3,422.15        | (6.7)%   |
| <b>TOTAL</b> |                   | <b>CY Balance</b> | <b>LY Balance</b> |          |
|              |                   | \$78,390.42       | \$87,665.24       |          |

## Supporting Documents

- Bank Statement Report [Report](#)
- 2022 Bank\_stats\_ANZ\_972.pdf [ANZ253285972](#)
- 2022 Bank\_stats\_ANZ\_825.pdf [ANZ480118525](#)

## Standard Checklist

- Attach Copies of Bank Statements
- Attach copy of Bank Statement Report
- Ensure all Balances match Statement Balances at June 30
- Ensure all Transactions have been entered

# JUNKO STRATTON SUPER FUND

## Bank Statement Report

For The Period 01 July 2021 to 30 June 2022

**Chart Code:** 60400 / ANZ253285972

**Account Name:** ANZ ETrade \*\*\*972

**BSB and Account Number:** 012012 253285972

|                        |   |                     |   |                      |   |                        |
|------------------------|---|---------------------|---|----------------------|---|------------------------|
| <b>Opening Balance</b> | - | <b>Total Debits</b> | + | <b>Total Credits</b> | = | <b>Closing Balance</b> |
| \$ 84,243.09           |   | \$ 57,262.05        |   | \$ 48,216.42         |   | \$ 75,197.46           |

**Data Feed Used**

| Date       | Description   | Debit<br>\$ | Credit<br>\$ | Ledger Balance<br>\$ | Statement Balance<br>\$ | Variance<br>\$ |
|------------|---|-------------|--------------|----------------------|-------------------------|----------------|
| 01/07/2021 | Opening Balance   |             |              | 84,243.09            |                         |                |
| 02/07/2021 | DIVIDEND FROM NAB INTERIM DIV DV221/01034912<br>[System Matched Income Data]  |             | 285.60       | 84,528.69            |                         |                |
| 30/07/2021 | CREDIT INTEREST PAID  |             | 0.69         | 84,529.38            |                         |                |
| 31/08/2021 | CREDIT INTEREST PAID  |             | 0.74         | 84,530.12            |                         |                |
| 22/09/2021 | DIVIDEND FROM IAG DIVIDEND PYT<br>FIN21/01215903 [System Matched Income Data] |             | 177.71       | 84,707.83            |                         |                |
| 22/09/2021 | SHARE TRADE WITHDRAWAL TO CMC MARKETS<br>STOC C16253758                       | 11,129.95   |              | 73,577.88            |                         |                |
| 23/09/2021 | DIVIDEND FROM TLS FNL DIV 001264449972<br>[System Matched Income Data]        |             | 368.00       | 73,945.88            |                         |                |
| 24/09/2021 | TRANSFER FROM CMC MARKETS STOC C16283270                                      |             | 9,743.05     | 83,688.93            |                         |                |
| 27/09/2021 | TRANSFER FROM CMC MARKETS STOC C16301810                                      |             | 7,760.55     | 91,449.48            |                         |                |
| 27/09/2021 | SHARE TRADE WITHDRAWAL TO CMC MARKETS<br>STOC C16304943                       | 3,319.95    |              | 88,129.53            |                         |                |
| 29/09/2021 | DIVIDEND FROM CBA FNL DIV 001263216386<br>[System Matched Income Data]        |             | 400.00       | 88,529.53            |                         |                |
| 30/09/2021 | CREDIT INTEREST PAID  |             | 0.70         | 88,530.23            |                         |                |
| 01/10/2021 | DIVIDEND FROM ORIGIN ENERGY S00095195067<br>[System Matched Income Data]      |             | 129.68       | 88,659.91            |                         |                |
| 01/10/2021 | SHARE TRADE WITHDRAWAL TO CMC MARKETS<br>STOC C16374371                       | 14,415.95   |              | 74,243.96            |                         |                |
| 08/10/2021 | SHARE TRADE WITHDRAWAL TO CMC MARKETS<br>STOC C16479082                       | 4,019.95    |              | 70,224.01            |                         |                |
| 13/10/2021 | TRANSFER FROM CMC MARKETS STOC C16527124                                      |             | 7,361.85     | 77,585.86            |                         |                |

**JUNKO STRATTON SUPER FUND**  
**Bank Statement Report**

For The Period 01 July 2021 to 30 June 2022

| Date       | Description  | Debit<br>\$      | Credit<br>\$     | Ledger Balance<br>\$ | Statement Balance<br>\$ | Variance<br>\$ |
|------------|--|------------------|------------------|----------------------|-------------------------|----------------|
| 29/10/2021 | CREDIT INTEREST PAID   |                  | 0.16             | 77,586.02            |                         |                |
| 15/12/2021 | DIVIDEND FROM NAB FINAL DIV DV222/00526930<br>[System Matched Income Data] |                  | 318.92           | 77,904.94            |                         |                |
| 07/03/2022 | TRANSFER FROM CMC MARKETS STOC C18251335                                   |                  | 19,926.05        | 97,830.99            |                         |                |
| 07/03/2022 | SHARE TRADE WITHDRAWAL TO CMC MARKETS<br>STOC C18264038                    | 9,343.95         |                  | 88,487.04            |                         |                |
| 09/03/2022 | SHARE TRADE WITHDRAWAL TO CMC MARKETS<br>STOC C18292066                    | 5,519.95         |                  | 82,967.09            |                         |                |
| 09/03/2022 | SHARE TRADE WITHDRAWAL TO CMC MARKETS<br>STOC C18294715                    | 9,512.35         |                  | 73,454.74            |                         |                |
| 28/03/2022 | EXTERNAL- FROM BHP GROUP DIV   |                  | 832.22           | 74,286.96            |                         |                |
| 30/03/2022 | EXTERNAL- FROM CBAITM DIV  |                  | 542.50           | 74,829.46            |                         |                |
| 01/04/2022 | EXTERNAL- FROM TLS ITM DIV [System Matched<br>Income Data]                 |                  | 368.00           | 75,197.46            |                         |                |
| 30/06/2022 | CLOSING BALANCE  |                  |                  | 75,197.46            |                         |                |
|            |  | <u>57,262.05</u> | <u>48,216.42</u> |                      |                         |                |

# JUNKO STRATTON SUPER FUND

## Bank Statement Report

For The Period 01 July 2021 to 30 June 2022

**Chart Code:** 60400 / ANZ480118525

**Account Name:** ANZ Bank Account

**BSB and Account Number:** 012266 480118525

|                        |   |                     |   |                      |   |                        |                       |
|------------------------|---|---------------------|---|----------------------|---|------------------------|-----------------------|
| <b>Opening Balance</b> | - | <b>Total Debits</b> | + | <b>Total Credits</b> | = | <b>Closing Balance</b> | <b>Data Feed Used</b> |
| \$ 3,422.15            |   | \$ 2,971.45         |   | \$ 2,742.26          |   | \$ 3,192.96            |                       |

| Date       | Description   | Debit<br>\$ | Credit<br>\$ | Ledger Balance<br>\$ | Statement Balance<br>\$ | Variance<br>\$ |
|------------|---|-------------|--------------|----------------------|-------------------------|----------------|
| 01/07/2021 | Opening Balance   |             |              | 3,422.15             |                         |                |
| 16/07/2021 | DIVIDEND FROM VAS PAYMENT JUL21/00809474<br>[Amount Receivable]           |             | 61.21        | 3,483.36             |                         |                |
| 16/09/2021 | DIVIDEND FROM PTM DIVIDEND SEP21/00811133<br>[System Matched Income Data] |             | 240.00       | 3,723.36             |                         |                |
| 22/09/2021 | DIVIDEND FROM AZJ LIMITED SEP21/00822134<br>[System Matched Income Data]  |             | 617.04       | 4,340.40             |                         |                |
| 29/09/2021 | DIVIDEND FROM AGL PAYMENT AUF21/00852232<br>[System Matched Income Data]  |             | 136.00       | 4,476.40             |                         |                |
| 15/10/2021 | ANZ INTERNET BANKING BPAY TAX OFFICE<br>PAYMENT {174388}                  | 637.00      |              | 3,839.40             |                         |                |
| 18/10/2021 | DIVIDEND FROM VAS PAYMENT OCT21/00809927<br>[System Matched Income Data]  |             | 154.81       | 3,994.21             |                         |                |
| 16/11/2021 | ANZ INTERNET BANKING FUNDS TFER TRANSFER<br>305465 FROM 551865254         |             | 523.00       | 4,517.21             |                         |                |
| 16/11/2021 | ANZ INTERNET BANKING FUNDS TFER TRANSFER<br>305925 TO 012298551865254     | 60.20       |              | 4,457.01             |                         |                |
| 07/12/2021 | ANZ INTERNET BANKING FUNDS TFER TRANSFER<br>801075 FROM 551865254         |             | 0.10         | 4,457.11             |                         |                |
| 19/01/2022 | DIVIDEND FROM VAS PAYMENT JAN22/00810114<br>[System Matched Income Data]  |             | 76.62        | 4,533.73             |                         |                |
| 01/02/2022 | ANZ INTERNET BANKING PAYMENT 604277 TO<br>SUPERHELP AUSTRALIA             | 1,000.00    |              | 3,533.73             |                         |                |
| 02/02/2022 | ANZ INTERNET BANKING PAYMENT 887328 TO<br>SUPERHELP AUSTRALIA             | 250.00      |              | 3,283.73             |                         |                |
| 18/03/2022 | DIVIDEND FROM PTM DIVIDEND MAR22/00811658<br>[System Matched Income Data] |             | 200.00       | 3,483.73             |                         |                |
| 23/03/2022 | ANZ INTERNET BANKING BPAY TAX OFFICE<br>PAYMENT {378800}                  | 1,024.25    |              | 2,459.48             |                         |                |
| 30/03/2022 | DIVIDEND FROM AGL PAYMENT AUI22/00851283<br>[System Matched Income Data]  |             | 64.00        | 2,523.48             |                         |                |

**JUNKO STRATTON SUPER FUND**  
**Bank Statement Report**

For The Period 01 July 2021 to 30 June 2022

| Date       | Description  | Debit<br>\$     | Credit<br>\$    | Ledger Balance<br>\$ | Statement Balance<br>\$ | Variance<br>\$ |
|------------|--|-----------------|-----------------|----------------------|-------------------------|----------------|
| 30/03/2022 | DIVIDEND FROM AZJ LIMITED MAR22/00821850<br>[System Matched Income Data] |                 | 449.93          | 2,973.41             |                         |                |
| 20/04/2022 | DIVIDEND FROM VAS PAYMENT APR22/00810338<br>[System Matched Income Data] |                 | 219.55          | 3,192.96             |                         |                |
| 30/06/2022 | CLOSING BALANCE  |                 |                 | 3,192.96             |                         |                |
|            |  | <u>2,971.45</u> | <u>2,742.26</u> |                      |                         |                |

# Cash Transaction Summary



Accounts    Stock Holdings    Open Orders    Order History    Profit & Loss

Confirmations    **Statements**

[Trading Account Statement](#) | [Cash Transaction Summary](#) | [Portfolio Report](#) | [EOFY Trading Statement](#)

3206323 - Mrs Junko Stratton + Mr Kenneth Arthur Stratton <Junko Stratton S/Fund A/C>

1/3/2022 - 1/7/2022

[View](#)

[Download CSV](#)



Institution **ANZ Banking Group Ltd** | BSB 012-012 | Account Number 253285972

Account of **MRS JUNKO STRATTON + MR KENNETH ARTHUR STRATTON <JUNKO STRATTON S/FUND A/C>**

Open Balance \$77,904.94 | Closing Balance \$75,471.06 | Total Debit \$24,376.25 | Total Credit \$21,942.37

| Date       | Description                      | Debit \$ | Credit \$ | Balance \$ |
|------------|----------------------------------|----------|-----------|------------|
| 01/07/2022 | EXTERNAL - FROM ANZ DIVIDEND     |          | 273.60    | 75,471.06  |
| 01/04/2022 | EXTERNAL - FROM TLS ITM DIV      |          | 368.00    | 75,197.46  |
| 30/03/2022 | EXTERNAL - FROM CBA ITM DIV      |          | 542.50    | 74,829.46  |
| 28/03/2022 | EXTERNAL - FROM BHP GROUP DIV    |          | 832.22    | 74,286.96  |
| 09/03/2022 | Bght 380 ANZ @ 24.9800 18294715  | 9,512.35 |           | 73,454.74  |
| 09/03/2022 | Bght 10000 ATL @ 0.5500 18292066 | 5,519.95 |           | 82,967.09  |
| 07/03/2022 | Sold 400 BHP @ 49.8900 18251335  |          | 19,926.05 | 88,487.04  |
| 07/03/2022 | Bght 3700 MGR @ 2.5200 18264038  | 9,343.95 |           | 68,560.99  |

**IMPORTANT NOTE:** For accounts which are not operated directly through ANZ Share Investing, please refer to your bank for full statement history, as the list above may not be complete.

While every effort has been made to provide you with an accurate transaction summary, we give no warranty of accuracy or reliability and take no responsibility for any errors or omissions including by negligence. You should confirm the information, holdings and valuations contained herein. All prices and values are denominated in AUD unless otherwise indicated.







# ANZ CASH INVESTMENT ACCT STATEMENT

STATEMENT NUMBER 25

09 SEPTEMBER 2021 TO 09 MARCH 2022

007/442



MRS JUNKO STRATTON  
MR KENNETH ARTHUR STRATTON  
PO BOX 446  
NORTHBRIDGE NSW 1560

## WELCOME TO YOUR ANZ ACCOUNT AT A GLANCE

### Account Details

SHARE INVESTING LIMITED  
JUNKO STRATTON S/FUND

### Branch Number (BSB)

012-012

### Account Number

2532-85972

### Account Descriptor

TRUST ACCOUNT

### Opening Balance:

\$84,530.12

### Total Deposits:

\$46,186.67

### Total Withdrawals:

\$57,262.05

### Current Balance:

73,454.74

## NEED TO GET IN TOUCH?



**ANZ Internet Banking**  
anz.com

OR



**Enquiries: 133350**  
**Lost/Stolen Cards: 1800 033 844**

# ANZ CASH INVESTMENT ACCT STATEMENT

Account Number 2532-85972

## Transaction Details

Please retain this statement for taxation purposes

| Date                           | Transaction Details  | Withdrawals (\$)   | Deposits (\$)      | Balance (\$)       |
|--------------------------------|--|--------------------|--------------------|--------------------|
| <b>2021</b>                    |  |                    |                    |                    |
| 09 SEP                         | <b>OPENING BALANCE</b>   |                    |                    | <b>84,530.12</b>   |
| 22 SEP                         | <b>DIVIDEND</b><br>FROM IAG DIVIDEND PYT FIN21/01215903        |                    | 177.71             | 84,707.83          |
| 22 SEP                         | <b>SHARE TRADE WITHDRAWAL</b><br>TO CMC MARKETS STOC C16253758 | 11,129.95          |                    | 73,577.88          |
| 23 SEP                         | <b>DIVIDEND</b><br>FROM TLS FNL DIV 001264449972               |                    | 368.00             | 73,945.88          |
| 24 SEP                         | <b>TRANSFER</b><br>FROM CMC MARKETS STOC C16283270             |                    | 9,743.05           | 83,688.93          |
| 27 SEP                         | <b>TRANSFER</b><br>FROM CMC MARKETS STOC C16301810             |                    | 7,760.55           | 91,449.48          |
| 27 SEP                         | <b>SHARE TRADE WITHDRAWAL</b><br>TO CMC MARKETS STOC C16304943 | 3,319.95           |                    | 88,129.53          |
| 29 SEP                         | <b>DIVIDEND</b><br>FROM CBA FNL DIV 001263216386               |                    | 400.00             | 88,529.53          |
| 30 SEP                         | <b>CREDIT INTEREST PAID</b>                                    |                    | 0.70               | 88,530.23          |
| 01 OCT                         | <b>DIVIDEND</b><br>FROM ORIGIN ENERGY S00095195067             |                    | 129.68             | 88,659.91          |
| 01 OCT                         | <b>SHARE TRADE WITHDRAWAL</b><br>TO CMC MARKETS STOC C16374371 | 14,415.95          |                    | 74,243.96          |
| 08 OCT                         | <b>SHARE TRADE WITHDRAWAL</b><br>TO CMC MARKETS STOC C16479082 | 4,019.95           |                    | 70,224.01          |
| 13 OCT                         | <b>TRANSFER</b><br>FROM CMC MARKETS STOC C16527124             |                    | 7,361.85           | 77,585.86          |
| 29 OCT                         | <b>CREDIT INTEREST PAID</b>                                    |                    | 0.16               | 77,586.02          |
| 15 DEC                         | <b>DIVIDEND</b><br>FROM NAB FINAL DIV DV222/00526930           |                    | 318.92             | 77,904.94          |
| <b>2022</b>                    |  |                    |                    |                    |
| 07 MAR                         | <b>TRANSFER</b><br>FROM CMC MARKETS STOC C18251335             |                    | 19,926.05          | 97,830.99          |
| 07 MAR                         | <b>SHARE TRADE WITHDRAWAL</b><br>TO CMC MARKETS STOC C18264038 | 9,343.95           |                    | 88,487.04          |
| 09 MAR                         | <b>SHARE TRADE WITHDRAWAL</b><br>TO CMC MARKETS STOC C18292066 | 5,519.95           |                    | 82,967.09          |
| 09 MAR                         | <b>SHARE TRADE WITHDRAWAL</b><br>TO CMC MARKETS STOC C18294715 | 9,512.35           |                    | 73,454.74          |
| <b>TOTALS AT END OF PAGE</b>   |  | <b>\$57,262.05</b> | <b>\$46,186.67</b> |                    |
| <b>TOTALS AT END OF PERIOD</b> |  | <b>\$57,262.05</b> | <b>\$46,186.67</b> | <b>\$73,454.74</b> |

This Statement Includes

|                             |        |
|-----------------------------|--------|
| Interest earned on deposits | \$0.86 |
|-----------------------------|--------|



# ANZ CASH INVESTMENT ACCT STATEMENT

STATEMENT NUMBER 24

09 MARCH 2021 TO 09 SEPTEMBER 2021

MRS JUNKO STRATTON  
MR KENNETH ARTHUR STRATTON  
PO BOX 446  
NORTHBRIDGE NSW 1560

## WELCOME TO YOUR ANZ ACCOUNT AT A GLANCE

### Account Details

SHARE INVESTING LIMITED  
JUNKO STRATTON S/FUND

### Branch Number (BSB)

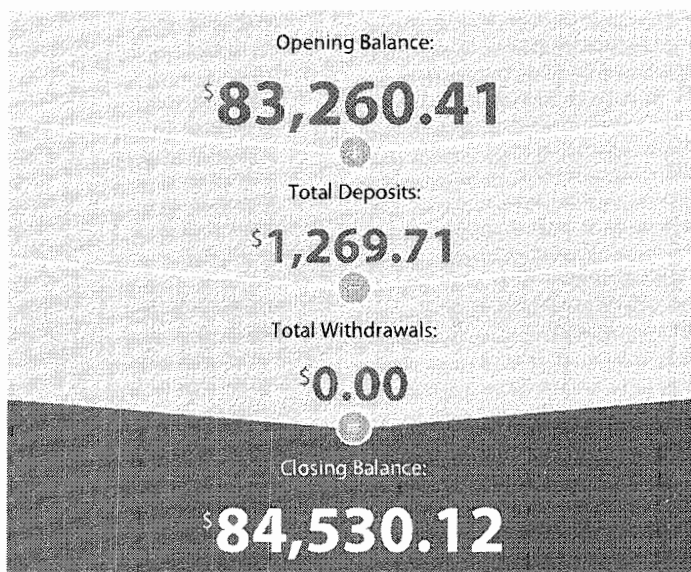
012-012

### Account Number

2532-85972

### Account Descriptor

TRUST ACCOUNT



## NEED TO GET IN TOUCH?



**ANZ Internet Banking**  
anz.com

OR



**Enquiries: 133350**  
**Lost/Stolen Cards: 1800 033 844**

# ANZ CASH INVESTMENT ACCT STATEMENT

Account Number 2532-85972

## Transaction Details

Please retain this statement for taxation purposes

| Date          | Transaction Details                                     | Withdrawals (\$) | Deposits (\$)     | Balance (\$)       |
|---------------|---|------------------|-------------------|--------------------|
| <b>2021</b>   |   |                  |                   |                    |
| <b>09 MAR</b> | <b>OPENING BALANCE</b>                                  |                  |                   | <b>83,260.41</b>   |
| 26 MAR        | <b>DIVIDEND</b><br>FROM ORIGIN ENERGY S00095195067      |                  | 216.13            | 83,476.54          |
| 26 MAR        | <b>DIVIDEND</b><br>FROM TLS ITM DIV 001257296102        |                  | 368.00            | 83,844.54          |
| 30 MAR        | <b>DIVIDEND</b><br>FROM IAG DIVIDEND PYT INT21/01222542 |                  | 95.69             | 83,940.23          |
| 30 MAR        | <b>DIVIDEND</b><br>FROM CBA ITM DIV 001256059778        |                  | 300.00            | 84,240.23          |
| 31 MAR        | <b>CREDIT INTEREST PAID</b>                             |                  | 0.76              | 84,240.99          |
| 30 APR        | <b>CREDIT INTEREST PAID</b>                             |                  | 0.69              | 84,241.68          |
| 31 MAY        | <b>CREDIT INTEREST PAID</b>                             |                  | 0.72              | 84,242.40          |
| 30 JUN        | <b>CREDIT INTEREST PAID</b>                             |                  | 0.69              | 84,243.09          |
| 02 JUL        | <b>DIVIDEND</b><br>FROM NAB INTERIM DIV DV221/01034912  |                  | 285.60            | 84,528.69          |
| 30 JUL        | <b>CREDIT INTEREST PAID</b>                             |                  | 0.69              | 84,529.38          |
| 31 AUG        | <b>CREDIT INTEREST PAID</b>                             |                  | 0.74              | 84,530.12          |
|               | <b>TOTALS AT END OF PAGE</b>                            | <b>\$0.00</b>    | <b>\$1,269.71</b> |                    |
|               | <b>TOTALS AT END OF PERIOD</b>                          | <b>\$0.00</b>    | <b>\$1,269.71</b> | <b>\$84,530.12</b> |

### This Statement Includes

|                             |        |
|-----------------------------|--------|
| Interest earned on deposits | \$4.29 |
|-----------------------------|--------|

### Yearly Summary

Previous Year to 30/06/2021 (\$)

|                             |      |
|-----------------------------|------|
| Interest earned on deposits | 7.58 |
|-----------------------------|------|

### No transaction fees\* for ANZ cardholders across the new atm by Armaguard network

As an ANZ cardholder you can withdraw cash or make a balance enquiry, with no transaction fee\* at any atm by Armaguard ATM.

\*Terms and conditions apply.

Visit [www.anz.com.au/ways-to-bank/atms](http://www.anz.com.au/ways-to-bank/atms) for further detail and terms and conditions.



## Search results

ANZ Business Essentials (012266 480118525)

Period displayed: 01 March 2022 to 01 July 2022

| Date       | Description  | Debit(\$AUD) | Credit(\$AUD) | Balance    |
|------------|--|--------------|---------------|------------|
| April 2022 |  |              |               |            |
| 20 APR     | DIVIDEND FROM VAS PAYMENT<br>APR22/00810338              |              | \$219.55      | \$3,192.96 |
| March 2022 |  |              |               |            |
| 30 MAR     | DIVIDEND FROM AZJ LIMITED<br>MAR22/00821850              |              | \$449.93      | \$2,973.41 |
| 30 MAR     | DIVIDEND FROM AGL PAYMENT<br>AUI22/00851283              |              | \$64.00       | \$2,523.48 |
| 23 MAR     | ANZ INTERNET BANKING BPAY<br>TAX OFFICE PAYMENT {378800} | \$1,024.25   |               | \$2,459.48 |
| 18 MAR     | DIVIDEND FROM PTM DIVIDEND<br>MAR22/00811658             |              | \$200.00      | \$3,483.73 |



# ANZ BUSINESS ESSENTIALS STATEMENT

STATEMENT NUMBER 151  
17 JUNE 2021 TO 16 JULY 2021

007/1320



THE TRUSTEE  
JUNKO STRATTON SUPER FUND  
PO BOX 446  
NORTHBRIDGE NSW 1560

## WELCOME TO YOUR ANZ ACCOUNT AT A GLANCE

### Account Details

JUNKO STRATTON ATF  
JUNKO STRATTON SUPER FUND

### Opening Balance:

\$3,422.15

### Branch Number (BSB)

012-266

### Total Deposits:

\$61.21

### Account Number

4801-18525

### Total Withdrawals:

\$0.00

### Closing Balance:

3,483.36

## NEED TO GET IN TOUCH?



**ANZ Internet Banking**  
anz.com

OR



**Enquiries: 13 13 14**  
**Lost/Stolen Cards: 1800 033 844**



# ANZ BUSINESS ESSENTIALS STATEMENT

Account Number 4801-18525

## Transaction Details

Please retain this statement for taxation purposes

| Date        | Transaction Details                                | Withdrawals (\$) | Deposits (\$)  | Balance (\$)      |
|-------------|--|------------------|----------------|-------------------|
| <b>2021</b> |  |                  |                |                   |
| 17 JUN      | <b>OPENING BALANCE</b>                             |                  |                | <b>3,422.15</b>   |
| 16 JUL      | <b>DIVIDEND</b><br>FROM VAS PAYMENT JUL21/00809474 |                  | 61.21          | 3,483.36          |
|             | <b>TOTALS AT END OF PAGE</b>                       | <b>\$0.00</b>    | <b>\$61.21</b> |                   |
|             | <b>TOTALS AT END OF PERIOD</b>                     | <b>\$0.00</b>    | <b>\$61.21</b> | <b>\$3,483.36</b> |

## Yearly Summary

Previous Year to 30/06/2021 (\$)

### Fees Charged

|                      |               |
|----------------------|---------------|
| ANZ bank account fee | 1.20          |
| <b>Total</b>         | <b>\$1.20</b> |

## Fee Summary

Fees Charged for period: 01 JUN 2021 to 30 JUN 2021

### Summary of ANZ Transaction Fees

|                                       | Transactions |                 | Fee Per Transaction (\$) | Total Charge (\$) |
|---------------------------------------|--------------|-----------------|--------------------------|-------------------|
|                                       | Total        | Free Additional |                          |                   |
| <b>Transaction Fees</b>               |              |                 |                          |                   |
| EFTPOS/PHONE BANKING WDL              | 1.00         | 1.00            | 0.60                     | 0.00              |
| <b>Total Transaction Fees Charged</b> |              |                 |                          | <b>\$0.00</b>     |

**Please note:** Overseas transaction fees, overseas ATM fees and non ANZ ATM operator fees not included

**Please note:** Your fee cycle may not always reconcile with your statement cycle. This statement date ends on 16/07/21 and the monthly fee cycle, as appears above, ended on 30/06/21.

## Summary of Relationship Benefit for this account

Amount (\$)

|                                  |             |
|----------------------------------|-------------|
| <b>Your Relationship Benefit</b> | <b>0.60</b> |
| <b>This is made up of:</b>       |             |
| Value of Free Transactions       | 0.60        |

© Australia and New Zealand Banking Group Limited (ANZ) ABN 11 005 357 522.





# ANZ BUSINESS ESSENTIALS STATEMENT

STATEMENT NUMBER 165

17 JUNE 2022 TO 15 JULY 2022

007/1255



THE TRUSTEE  
JUNKO STRATTON SUPER FUND  
PO BOX 446  
NORTHBRIDGE NSW 1560

## WELCOME TO YOUR ANZ ACCOUNT AT A GLANCE

### Account Details

JUNKO STRATTON ATF  
JUNKO STRATTON SUPER FUND

### Branch Number (BSB)

012-266

### Account Number

4801-18525

### Opening Balance:

**\$3,192.96**

### Total Deposits:

**\$0.00**

### Total Withdrawals:

**\$0.00**

### Closing Balance:

**3,192.96**

## NEED TO GET IN TOUCH?



**ANZ Internet Banking**  
anz.com

OR



**Enquiries: 13 13 14**  
**Lost/Stolen Cards: 1800 033 844**

# ANZ BUSINESS ESSENTIALS STATEMENT

Account Number 4801-18525

## Transaction Details

Please retain this statement for taxation purposes

| Date          | Transaction Details            | Withdrawals (\$) | Deposits (\$) | Balance (\$)      |
|---------------|--------------------------------|------------------|---------------|-------------------|
| <b>2022</b>   |                                |                  |               |                   |
| <b>17 JUN</b> | <b>OPENING BALANCE</b>         |                  |               | <b>3,192.96</b>   |
|               | <b>TOTALS AT END OF PAGE</b>   | <b>\$0.00</b>    | <b>\$0.00</b> |                   |
|               | <b>TOTALS AT END OF PERIOD</b> | <b>\$0.00</b>    | <b>\$0.00</b> | <b>\$3,192.96</b> |

## IMPORTANT INFORMATION

PLEASE CHECK THE ENTRIES AND CALL 13 13 14 REGARDING ANY ERRORS ON THIS STATEMENT.

All entries generated are subject to authorisation and verification, and if necessary, adjustments will appear on a later statement.

Further information in relation to this product (including details of benefits or fees and charges) is available on request and you can access this information by reviewing the Terms and Conditions, and Fees and Charges brochures which can be found at [anz.com](http://anz.com) or by calling 13 13 14.

If you have a complaint about an ANZ product or service, please contact us and we will try to resolve the issue as quickly as possible. Our customer complaints guide is available at <https://www.anz.com.au/support/contact-us/compliments-suggestions-complaints/>, alternatively you may wish to:

- Call us:**
- General enquiries **13 13 14**
  - If you're overseas **+61 3 9683 9999**
  - ANZ Complaint Resolution Team on **1800 805 154**
  - If you're deaf, hard of hearing and/or have a speech impairment, call **133 677** or visit the **National Relay Service** at: <https://nrschat.nrscall.gov.au/nrs/internetrelay>

- Write to us:** ANZ Complaint Resolution Team  
Locked Bag 4050,  
South Melbourne VIC 3205  
or **ANZ online complaints form:**  
<https://www.anz.com.au/support/contact-us/compliments-suggestions-complaints/feedback/>

- Visit us:** At your nearest ANZ branch.  
If you have a Relationship Manager, please feel free to contact them.

If an issue has not been resolved to your satisfaction, you can lodge a complaint with the Australian Financial Complaints Authority (AFCA). AFCA provides fair and independent financial services complaint resolution that is free to consumers.

- Call:** **1800 931 678** (free call within Australia), or **+61 1800 931 678** (International)
- Write to:** **Australian Financial Complaints Authority Limited**  
GPO Box 3,  
Melbourne VIC 3001
- Online:** Email: [info@afca.org.au](mailto:info@afca.org.au)  
Web: [www.afca.org.au](http://www.afca.org.au)



# ANZ BUSINESS ESSENTIALS STATEMENT

STATEMENT NUMBER 104  
17 MAY 2022 TO 17 JUNE 2022

007/1305



THE TRUSTEE  
JUNKO STRATTON SUPER FUND  
PO BOX 446  
NORTHBRIDGE NSW 1560

## WELCOME TO YOUR ANZ ACCOUNT AT A GLANCE

### Account Details

JUNKO STRATTON ATF  
JUNKO STRATTON SUPER FUND

Opening Balance:

**\$3,192.96**

Branch Number (BSB)

012-266

Total Deposits:

**\$0.00**

Account Number

4801-18525

Total Withdrawals:

**\$0.00**



### NEED TO GET IN TOUCH?



**ANZ Internet Banking**  
anz.com

OR



**Enquiries: 13 13 14**  
**Lost/Stolen Cards: 1800 033 844**

# ANZ BUSINESS ESSENTIALS STATEMENT

Account Number 4801-18525

## Transaction Details

Please retain this statement for taxation purposes

| Date          | Transaction Details            | Withdrawals (\$) | Deposits (\$) | Balance (\$)      |
|---------------|--------------------------------|------------------|---------------|-------------------|
| <b>2022</b>   |                                |                  |               |                   |
| <b>17 MAY</b> | <b>OPENING BALANCE</b>         |                  |               | <b>3,192.96</b>   |
|               | <b>TOTALS AT END OF PAGE</b>   | <b>\$0.00</b>    | <b>\$0.00</b> |                   |
|               | <b>TOTALS AT END OF PERIOD</b> | <b>\$0.00</b>    | <b>\$0.00</b> | <b>\$3,192.96</b> |

## IMPORTANT INFORMATION

PLEASE CHECK THE ENTRIES AND CALL 13 13 14 REGARDING ANY ERRORS ON THIS STATEMENT.

All entries generated are subject to authorisation and verification, and if necessary, adjustments will appear on a later statement.

Further information in relation to this product (including details of benefits or fees and charges) is available on request and you can access this information by reviewing the Terms and Conditions, and Fees and Charges brochures which can be found at [anz.com](http://anz.com) or by calling **13 13 14**.

If you have a complaint about an ANZ product or service, please contact us and we will try to resolve the issue as quickly as possible. Our customer complaints guide is available at <https://www.anz.com.au/support/contact-us/compliments-suggestions-complaints/>, alternatively you may wish to:

- Call us:**
- General enquiries **13 13 14**
  - If you're overseas **+61 3 9683 9999**
  - ANZ Complaint Resolution Team on **1800 805 154**
  - If you're deaf, hard of hearing and/or have a speech impairment, call **133 677** or visit the **National Relay Service** at:  
<https://nrschat.nrschat.gov.au/nrs/internetrelay>

- Write to us:** ANZ Complaint Resolution Team  
Locked Bag 4050,  
South Melbourne VIC 3205  
or **ANZ online complaints form:**  
<https://www.anz.com.au/support/contact-us/compliments-suggestions-complaints/feedback/>

- Visit us:** At your nearest ANZ branch.  
If you have a Relationship Manager, please feel free to contact them.

If an issue has not been resolved to your satisfaction, you can lodge a complaint with the Australian Financial Complaints Authority (**AFCA**). AFCA provides fair and independent financial services complaint resolution that is free to consumers.

- Call:** **1800 931 678** (free call within Australia), or **+61 1800 931 678** (International)
- Write to:** **Australian Financial Complaints Authority Limited**  
GPO Box 3,  
Melbourne VIC 3001
- Online:** Email: [info@afca.org.au](mailto:info@afca.org.au)  
Web: [www.afca.org.au](http://www.afca.org.au)



# ANZ BUSINESS ESSENTIALS STATEMENT

STATEMENT NUMBER 163

14 APRIL 2022 TO 17 MAY 2022

007/1420



THE TRUSTEE  
JUNKO STRATTON SUPER FUND  
PO BOX 446  
NORTHBRIDGE NSW 1560

## WELCOME TO YOUR ANZ ACCOUNT AT A GLANCE

### Account Details

JUNKO STRATTON ATF  
JUNKO STRATTON SUPER FUND

Opening Balance:

**\$2,973.41**

### Branch Number (BSB)

012-266

Total Deposits:

**\$219.55**

### Account Number

4801-18525

Total Withdrawals:

**\$0.00**

Closing Balance:

**3,192.96**

## NEED TO GET IN TOUCH?



**ANZ Internet Banking**  
anz.com

OR



**Enquiries: 13 13 14**  
**Lost/Stolen Cards: 1800 033 844**



# ANZ BUSINESS ESSENTIALS STATEMENT

Account Number 4801-18525

## Transaction Details

Please retain this statement for taxation purposes

| Date          | Transaction Details                                | Withdrawals (\$) | Deposits (\$)   | Balance (\$)      |
|---------------|--|------------------|-----------------|-------------------|
| <b>2022</b>   |  |                  |                 |                   |
| <b>14 APR</b> | <b>OPENING BALANCE</b>                             |                  |                 | <b>2,973.41</b>   |
| 20 APR        | <b>DIVIDEND</b><br>FROM VAS PAYMENT APR22/00810338 |                  | 219.55          | 3,192.96          |
|               | <b>TOTALS AT END OF PAGE</b>                       | <b>\$0.00</b>    | <b>\$219.55</b> |                   |
|               | <b>TOTALS AT END OF PERIOD</b>                     | <b>\$0.00</b>    | <b>\$219.55</b> | <b>\$3,192.96</b> |

## Fee Summary

Fees Charged for period: 01 APR 2022 to 29 APR 2022

| Summary of ANZ Transaction Fees       | Transactions |                 | Fee Per Transaction (\$) | Total Charge (\$) |
|---------------------------------------|--------------|-----------------|--------------------------|-------------------|
|                                       | Total        | Free Additional |                          |                   |
| <b>Transaction Fees</b>               |              |                 |                          |                   |
| EFTPOS/PHONE BANKING WDL              | 1.00         | 1.00            | 0.60                     | 0.00              |
| <b>Total Transaction Fees Charged</b> |              |                 |                          | <b>\$0.00</b>     |

**Please note:** Overseas transaction fees, overseas ATM fees and non ANZ ATM operator fees not included

**Please note:** Your fee cycle may not always reconcile with your statement cycle. This statement date ends on 17/05/22 and the monthly fee cycle, as appears above, ended on 29/04/22.

| Summary of Relationship Benefit for this account | Amount (\$) |
|--|-------------|
| <b>Your Relationship Benefit</b>                 | <b>0.60</b> |
| <b>This is made up of:</b>                       |             |
| Value of Free Transactions                       | 0.60        |



# ANZ BUSINESS ESSENTIALS STATEMENT

STATEMENT NUMBER 162  
17 MARCH 2022 TO 14 APRIL 2022

007/1312



THE TRUSTEE  
JUNKO STRATTON SUPER FUND  
PO BOX 446  
NORTHBRIDGE NSW 1560

## WELCOME TO YOUR ANZ ACCOUNT AT A GLANCE

### Account Details

JUNKO STRATTON ATF  
JUNKO STRATTON SUPER FUND

Opening Balance:

\$3,283.73

### Branch Number (BSB)

012-266

Total Deposits:

\$713.93

### Account Number

4801-18525

Total Withdrawals:

\$1,024.25

Closing Balance:

2,973.41

## NEED TO GET IN TOUCH?




**ANZ Internet Banking**  
anz.com

OR



**Enquiries: 13 13 14**  
**Lost/Stolen Cards: 1800 033 844**



# ANZ BUSINESS ESSENTIALS STATEMENT

Account Number 4801-18525

## Transaction Details

Please retain this statement for taxation purposes

| Date                           | Transaction Details   | Withdrawals (\$)  | Deposits (\$)   | Balance (\$)      |
|--------------------------------|---|-------------------|-----------------|-------------------|
| <b>2022</b>                    |   |                   |                 |                   |
| 17 MAR                         | <b>OPENING BALANCE</b>  |                   |                 | <b>3,283.73</b>   |
| 18 MAR                         | <b>DIVIDEND</b><br>FROM PTM DIVIDEND MAR22/00811658             |                   | 200.00          | 3,483.73          |
| 23 MAR                         | <b>ANZ INTERNET BANKING BPAY</b><br>TAX OFFICE PAYMENT {378800} | 1,024.25          |                 | 2,459.48          |
| 30 MAR                         | <b>DIVIDEND</b><br>FROM AGL PAYMENT AUI22/00851283              |                   | 64.00           | 2,523.48          |
| 30 MAR                         | <b>DIVIDEND</b><br>FROM AZJ LIMITED MAR22/00821850              |                   | 449.93          | 2,973.41          |
| <b>TOTALS AT END OF PAGE</b>   |   | <b>\$1,024.25</b> | <b>\$713.93</b> |                   |
| <b>TOTALS AT END OF PERIOD</b> |   | <b>\$1,024.25</b> | <b>\$713.93</b> | <b>\$2,973.41</b> |

## Fee Summary

Fees Charged for period: 01 MAR 2022 to 31 MAR 2022

| Summary of ANZ Transaction Fees       | Transactions |      | Fee Per          | Total         |
|---------------------------------------|--------------|------|------------------|---------------|
|                                       | Total        | Free | Transaction (\$) | Charge (\$)   |
| <b>Transaction Fees</b>               |              |      |                  |               |
| INTERNET/ONLINE WDL                   | 1.00         | 1.00 | 0.60             | 0.00          |
| EFTPOS/PHONE BANKING WDL              | 3.00         | 3.00 | 0.60             | 0.00          |
| <b>Total Transaction Fees Charged</b> |              |      |                  | <b>\$0.00</b> |

**Please note:** Overseas transaction fees, overseas ATM fees and non ANZ ATM operator fees not included

**Please note:** Your fee cycle may not always reconcile with your statement cycle. This statement date ends on 14/04/22 and the monthly fee cycle, as appears above, ended on 31/03/22.

Summary of Relationship Benefit for this account Amount (\$)

**Your Relationship Benefit** **2.40**

**This is made up of:**

Value of Free Transactions 2.40





# ANZ BUSINESS ESSENTIALS STATEMENT

STATEMENT NUMBER 151

17 FEBRUARY 2022 TO 17 MARCH 2022

007/1232



THE TRUSTEE  
JUNKO STRATTON SUPER FUND  
PO BOX 446  
NORTHBRIDGE NSW 1560

## WELCOME TO YOUR ANZ ACCOUNT AT A GLANCE

### Account Details

JUNKO STRATTON ATF  
JUNKO STRATTON SUPER FUND

Opening Balance:

\$3,283.73

Branch Number (BSB)

012-266

Total Deposits:

\$0.00

Account Number

4801-18525

Total Withdrawals:

\$0.00

Closing Balance:

\$3,283.73

### NEED TO GET IN TOUCH?



**ANZ Internet Banking**  
anz.com

OR



**Enquiries: 13 13 14**  
**Lost/Stolen Cards: 1800 033 844**

077HSP902A034819\_MU22\_001



480118525\_03649 E-1232 S-2254 I-4507

# ANZ BUSINESS ESSENTIALS STATEMENT

Account Number 4801-18525

## Transaction Details

Please retain this statement for taxation purposes

| Date          | Transaction Details            | Withdrawals (\$) | Deposits (\$) | Balance (\$)      |
|---------------|--------------------------------|------------------|---------------|-------------------|
| <b>2022</b>   |                                |                  |               |                   |
| <b>17 FEB</b> | <b>OPENING BALANCE</b>         |                  |               | <b>3,283.73</b>   |
|               | <b>TOTALS AT END OF PAGE</b>   | <b>\$0.00</b>    | <b>\$0.00</b> |                   |
|               | <b>TOTALS AT END OF PERIOD</b> | <b>\$0.00</b>    | <b>\$0.00</b> | <b>\$3,283.73</b> |

## Fee Summary

Fees Charged for period: 01 FEB 2022 to 28 FEB 2022

| Summary of ANZ Transaction Fees       | Transactions |                 | Fee Per Transaction (\$) | Total Charge (\$) |
|---------------------------------------|--------------|-----------------|--------------------------|-------------------|
|                                       | Total        | Free Additional |                          |                   |
| <b>Transaction Fees</b>               |              |                 |                          |                   |
| INTERNET/ONLINE WDL                   | 2.00         | 2.00            | 0.60                     | 0.00              |
| <b>Total Transaction Fees Charged</b> |              |                 |                          | <b>\$0.00</b>     |

**Please note:** Overseas transaction fees, overseas ATM fees and non ANZ ATM operator fees not included

**Please note:** Your fee cycle may not always reconcile with your statement cycle. This statement date ends on 17/03/22 and the monthly fee cycle, as appears above, ended on 28/02/22.

| Summary of Relationship Benefit for this account | Amount (\$) |
|--|-------------|
| <b>Your Relationship Benefit</b>                 | <b>1.20</b> |
| <b>This is made up of:</b>                       |             |
| Value of Free Transactions                       | 1.20        |



# ANZ BUSINESS ESSENTIALS STATEMENT

STATEMENT NUMBER 160  
17 JANUARY 2022 TO 17 FEBRUARY 2022

007/1482



THE TRUSTEE  
JUNKO STRATTON SUPER FUND  
PO BOX 446  
NORTHBRIDGE NSW 1560

## WELCOME TO YOUR ANZ ACCOUNT AT A GLANCE

### Account Details

JUNKO STRATTON ATF  
JUNKO STRATTON SUPER FUND

Opening Balance:

\$4,457.11

### Branch Number (BSB)

012-266

Total Deposits:

\$76.62

### Account Number

4801-18525

Total Withdrawals:

\$1,250.00

Closing Balance:

3,283.73

## NEED TO GET IN TOUCH?



**ANZ Internet Banking**  
anz.com

OR



**Enquiries: 13 13 14**  
**Lost/Stolen Cards: 1800 033 844**

# ANZ BUSINESS ESSENTIALS STATEMENT

Account Number 4801-18525

## Transaction Details

Please retain this statement for taxation purposes

| Date          | Transaction Details  | Withdrawals (\$)  | Deposits (\$)  | Balance (\$)      |
|---------------|--|-------------------|----------------|-------------------|
| <b>2022</b>   |  |                   |                |                   |
| <b>17 JAN</b> | <b>OPENING BALANCE</b>   |                   |                | <b>4,457.11</b>   |
| 19 JAN        | <b>DIVIDEND</b><br>FROM VAS PAYMENT JAN22/00810114                   |                   | 76.62          | 4,533.73          |
| 01 FEB        | <b>ANZ INTERNET BANKING PAYMENT 604277</b><br>TO SUPERHELP AUSTRALIA | 1,000.00          |                | 3,533.73          |
| 02 FEB        | <b>ANZ INTERNET BANKING PAYMENT 887328</b><br>TO SUPERHELP AUSTRALIA | 250.00            |                | 3,283.73          |
|               | <b>TOTALS AT END OF PAGE</b>   | <b>\$1,250.00</b> | <b>\$76.62</b> |                   |
|               | <b>TOTALS AT END OF PERIOD</b>                                       | <b>\$1,250.00</b> | <b>\$76.62</b> | <b>\$3,283.73</b> |

## Fee Summary

Fees Charged for period: 01 JAN 2022 to 31 JAN 2022

### Summary of ANZ Transaction Fees

| Transaction Fees                      | Transactions |                 | Fee Per Transaction (\$) | Total Charge (\$) |
|---------------------------------------|--------------|-----------------|--------------------------|-------------------|
|                                       | Total        | Free Additional |                          |                   |
| EFTPOS/PHONE BANKING WDL              | 1.00         | 1.00            | 0.60                     | 0.00              |
| <b>Total Transaction Fees Charged</b> |              |                 |                          | <b>\$0.00</b>     |

**Please note:** Overseas transaction fees, overseas ATM fees and non ANZ ATM operator fees not included

**Please note:** Your fee cycle may not always reconcile with your statement cycle. This statement date ends on 17/02/22 and the monthly fee cycle, as appears above, ended on 31/01/22.

## Summary of Relationship Benefit for this account

Amount (\$)

**Your Relationship Benefit** **0.60**

### This is made up of:

Value of Free Transactions **0.60**



# ANZ BUSINESS ESSENTIALS STATEMENT

STATEMENT NUMBER 102  
17 DECEMBER 2021 TO 17 JANUARY 2022

007/388



THE TRUSTEE  
JUNKO STRATTON SUPER FUND  
PO BOX 446  
NORTHBRIDGE NSW 1560

## WELCOME TO YOUR ANZ ACCOUNT AT A GLANCE

### Account Details

JUNKO STRATTON ATF  
JUNKO STRATTON SUPER FUND

Opening Balance:

\$4,457.11

Branch Number (BSB)

012-266

Total Deposits:

\$0.00

Account Number

4801-18525

Total Withdrawals:

\$0.00

Closing Balance:

\$4,457.11

### NEED TO GET IN TOUCH?



**ANZ Internet Banking**  
anz.com

OR



**Enquiries: 13 13 14**  
**Lost/Stolen Cards: 1800 033 844**



# ANZ BUSINESS ESSENTIALS STATEMENT

Account Number 4801-18525

## Transaction Details

Please retain this statement for taxation purposes

| Date   | Transaction Details     | Withdrawals (\$) | Deposits (\$) | Balance (\$) |
|--------|-------------------------|------------------|---------------|--------------|
| 2021   |                         |                  |               |              |
| 17 DEC | OPENING BALANCE         |                  |               | 4,457.11     |
|        | TOTALS AT END OF PAGE   | \$0.00           | \$0.00        |              |
|        | TOTALS AT END OF PERIOD | \$0.00           | \$0.00        | \$4,457.11   |

## Fee Summary

Fees Charged for period: 01 DEC 2021 to 31 DEC 2021

| Summary of ANZ Transaction Fees       | Transactions |      | Fee Per          | Total         |
|---------------------------------------|--------------|------|------------------|---------------|
|                                       | Total        | Free | Transaction (\$) | Charge (\$)   |
| <b>Transaction Fees</b>               |              |      |                  |               |
| INTERNET/ONLINE WDL                   | 1.00         | 1.00 | 0.60             | 0.00          |
| <b>Total Transaction Fees Charged</b> |              |      |                  | <b>\$0.00</b> |

**Please note:** Overseas transaction fees, overseas ATM fees and non ANZ ATM operator fees not included

**Please note:** Your fee cycle may not always reconcile with your statement cycle. This statement date ends on 17/01/22 and the monthly fee cycle, as appears above, ended on 31/12/21.

| Summary of Relationship Benefit for this account | Amount (\$) |
|--|-------------|
| <b>Your Relationship Benefit</b>                 | <b>0.60</b> |
| <b>This is made up of:</b>                       |             |
| Value of Free Transactions                       | 0.60        |

## IMPORTANT INFORMATION

PLEASE CHECK THE ENTRIES AND CALL 13 13 14 REGARDING ANY ERRORS ON THIS STATEMENT.

All entries generated are subject to authorisation and verification and if necessary, adjustments will appear on a later statement.

If you have a complaint or unresolved issue with ANZ's product or service please call our National Feedback Line **1800 805 154** and advise us. Further information in relation to ANZ's dispute resolution process and this product (including details of benefits or fees and charges) is available on request and you can access this information by reviewing the Terms and Conditions, and Fees and Charges brochures which can be found at [www.anz.com](http://www.anz.com) or by calling **13 13 14**.



# ANZ BUSINESS ESSENTIALS STATEMENT

STATEMENT NUMBER 188  
17 NOVEMBER 2021 TO 17 DECEMBER 2021

007/1534



THE TRUSTEE  
JUNKO STRATTON SUPER FUND  
PO BOX 446  
NORTHBRIDGE NSW 1560

## WELCOME TO YOUR ANZ ACCOUNT AT A GLANCE

### Account Details

JUNKO STRATTON ATF  
JUNKO STRATTON SUPER FUND

### Branch Number (BSB)

012-266

### Account Number

4801-18525

### Opening Balance:

\$4,457.01

### Total Deposits:

\$0.10

### Total Withdrawals:

\$0.00

Closing Balance (including interest)

4,457.11

## NEED TO GET IN TOUCH?



**ANZ Internet Banking**  
anz.com

OR



**Enquiries: 13 13 14**  
**Lost/Stolen Cards: 1800 033 844**

# ANZ BUSINESS ESSENTIALS STATEMENT

Account Number 4801-18525

## Transaction Details

Please retain this statement for taxation purposes

| Date                           | Transaction Details  | Withdrawals (\$) | Deposits (\$) | Balance (\$)      |
|--------------------------------|--|------------------|---------------|-------------------|
| <b>2021</b>                    |  |                  |               |                   |
| 17 NOV                         | <b>OPENING BALANCE</b>   |                  |               | <b>4,457.01</b>   |
| 07 DEC                         | <b>ANZ INTERNET BANKING FUNDS TFER</b><br>TRANSFER 801075 FROM 551865254 |                  | 0.10          | 4,457.11          |
| <b>TOTALS AT END OF PAGE</b>   |  | <b>\$0.00</b>    | <b>\$0.10</b> |                   |
| <b>TOTALS AT END OF PERIOD</b> |  | <b>\$0.00</b>    | <b>\$0.10</b> | <b>\$4,457.11</b> |

## Fee Summary

Fees Charged for period: 30 OCT 2021 to 30 NOV 2021

| Summary of ANZ Transaction Fees       | Transactions |                 | Fee Per Transaction (\$) | Total Charge (\$) |
|---------------------------------------|--------------|-----------------|--------------------------|-------------------|
|                                       | Total        | Free Additional |                          |                   |
| <b>Transaction Fees</b>               |              |                 |                          |                   |
| INTERNET/ONLINE WDL                   | 2.00         | 2.00            | 0.60                     | 0.00              |
| <b>Total Transaction Fees Charged</b> |              |                 |                          | <b>\$0.00</b>     |

**Please note:** Overseas transaction fees, overseas ATM fees and non ANZ ATM operator fees not included

**Please note:** Your fee cycle may not always reconcile with your statement cycle. This statement date ends on 17/12/21 and the monthly fee cycle, as appears above, ended on 30/11/21.

| Summary of Relationship Benefit for this account | Amount (\$) |
|--|-------------|
| <b>Your Relationship Benefit</b>                 | <b>1.20</b> |
| <b>This is made up of:</b>                       |             |
| Value of Free Transactions                       | 1.20        |

## IMPORTANT INFORMATION

PLEASE CHECK THE ENTRIES AND CALL 13 13 14 REGARDING ANY ERRORS ON THIS STATEMENT.

All entries generated are subject to authorisation and verification and if necessary, adjustments will appear on a later statement.

If you have a complaint or unresolved issue with ANZ's product or service please call our National Feedback Line **1800 805 154** and advise us. Further information in relation to ANZ's dispute resolution process and this product (including details of benefits or fees and charges) is available on request and you can access this information by reviewing the Terms and Conditions, and Fees and Charges brochures which can be found at [www.anz.com](http://www.anz.com) or by calling **13 13 14**.





# ANZ BUSINESS ESSENTIALS STATEMENT

Account Number 4801-18525

## Transaction Details

Please retain this statement for taxation purposes

| Date          | Transaction Details  | Withdrawals (\$) | Deposits (\$)   | Balance (\$)      |
|---------------|--|------------------|-----------------|-------------------|
| <b>2021</b>   |  |                  |                 |                   |
| <b>15 OCT</b> | <b>OPENING BALANCE</b>   |                  |                 | <b>3,839.40</b>   |
| 18 OCT        | <b>DIVIDEND</b><br>FROM VAS PAYMENT OCT21/00809927                           |                  | 154.81          | 3,994.21          |
| 16 NOV        | <b>ANZ INTERNET BANKING FUNDS TFER</b><br>TRANSFER 305465 FROM 551865254     |                  | 523.00          | 4,517.21          |
| 16 NOV        | <b>ANZ INTERNET BANKING FUNDS TFER</b><br>TRANSFER 305925 TO 012298551865254 | 60.20            |                 | 4,457.01          |
|               | <b>TOTALS AT END OF PAGE</b>   | <b>\$60.20</b>   | <b>\$677.81</b> |                   |
|               | <b>TOTALS AT END OF PERIOD</b>   | <b>\$60.20</b>   | <b>\$677.81</b> | <b>\$4,457.01</b> |

## Fee Summary

Fees Charged for period: 01 OCT 2021 to 29 OCT 2021

### Summary of ANZ Transaction Fees

| Transaction Fees                      | Transactions |                 | Fee Per Transaction (\$) | Total Charge (\$) |
|---------------------------------------|--------------|-----------------|--------------------------|-------------------|
|                                       | Total        | Free Additional |                          |                   |
| INTERNET/ONLINE WDL                   | 1.00         | 1.00            | 0.60                     | 0.00              |
| EFTPOS/PHONE BANKING WDL              | 1.00         | 1.00            | 0.60                     | 0.00              |
| <b>Total Transaction Fees Charged</b> |              |                 |                          | <b>\$0.00</b>     |

**Please note:** Overseas transaction fees, overseas ATM fees and non ANZ ATM operator fees not included

**Please note:** Your fee cycle may not always reconcile with your statement cycle. This statement date ends on 17/11/21 and the monthly fee cycle, as appears above, ended on 29/10/21.

Summary of Relationship Benefit for this account Amount (\$)

**Your Relationship Benefit** **1.20**

**This is made up of:**

Value of Free Transactions 1.20



# ANZ BUSINESS ESSENTIALS STATEMENT

STATEMENT NUMBER 156  
(7 SEPTEMBER 2021 TO 15 OCTOBER 2021)

007/1212



THE TRUSTEE  
JUNKO STRATTON SUPER FUND  
PO BOX 446  
NORTHBRIDGE NSW 1560

## WELCOME TO YOUR ANZ ACCOUNT AT A GLANCE

### Account Details

JUNKO STRATTON ATF  
JUNKO STRATTON SUPER FUND

Opening Balance:

**\$3,723.36**

Branch Number (BSB)

012-266

Total Deposits:

**\$753.04**

Account Number

4801-18525

Total Withdrawals:

**\$637.00**

Closing Balance:

**\$3,839.40**

### NEED TO GET IN TOUCH?



**ANZ Internet Banking**  
anz.com

OR



**Enquiries: 13 13 14**  
**Lost/Stolen Cards: 1800 033 844**



# ANZ BUSINESS ESSENTIALS STATEMENT

Account Number 4801-18525

## Transaction Details

Please retain this statement for taxation purposes

| Date          | Transaction Details   | Withdrawals (\$) | Deposits (\$)   | Balance (\$)      |
|---------------|---|------------------|-----------------|-------------------|
| <b>2021</b>   |   |                  |                 |                   |
| <b>17 SEP</b> | <b>OPENING BALANCE</b>  |                  |                 | <b>3,723.36</b>   |
| 22 SEP        | <b>DIVIDEND</b><br>FROM AZJ LIMITED SEP21/00822134              |                  | 617.04          | 4,340.40          |
| 29 SEP        | <b>DIVIDEND</b><br>FROM AGL PAYMENT AUF21/00852232              |                  | 136.00          | 4,476.40          |
| 15 OCT        | <b>ANZ INTERNET BANKING BPAY</b><br>TAX OFFICE PAYMENT {174388} | 637.00           |                 | 3,839.40          |
|               | <b>TOTALS AT END OF PAGE</b>                                    | <b>\$637.00</b>  | <b>\$753.04</b> |                   |
|               | <b>TOTALS AT END OF PERIOD</b>                                  | <b>\$637.00</b>  | <b>\$753.04</b> | <b>\$3,839.40</b> |

### Fee Summary

Fees Charged for period: 01 SEP 2021 to 30 SEP 2021

| Summary of ANZ Transaction Fees       | Transactions |      | Fee Per          | Total         |
|---------------------------------------|--------------|------|------------------|---------------|
|                                       | Total        | Free | Transaction (\$) | Charge (\$)   |
| <b>Transaction Fees</b>               |              |      |                  |               |
| EFTPOS/PHONE BANKING WDL              | 3.00         | 3.00 | 0.60             | 0.00          |
| <b>Total Transaction Fees Charged</b> |              |      |                  | <b>\$0.00</b> |

**Please note:** Overseas transaction fees, overseas ATM fees and non ANZ ATM operator fees not included

**Please note:** Your fee cycle may not always reconcile with your statement cycle. This statement date ends on 15/10/21 and the monthly fee cycle, as appears above, ended on 30/09/21.

| Summary of Relationship Benefit for this account | Amount (\$) |
|--|-------------|
| <b>Your Relationship Benefit</b>                 | <b>1.80</b> |
| <b>This is made up of:</b>                       |             |
| Value of Free Transactions                       | 1.80        |

### No transaction fees\* for ANZ cardholders across the new atmX by Armaguard network

As an ANZ cardholder you can withdraw cash or make a balance enquiry, with no transaction fee\* at any atmX by Armaguard ATM.

\*Terms and conditions apply.

Visit [www.anz.com.au/ways-to-bank/atms](http://www.anz.com.au/ways-to-bank/atms) for further detail and terms and conditions.



# ANZ BUSINESS ESSENTIALS STATEMENT

STATEMENT NUMBER 006  
17 AUGUST 2021 TO 19 SEPTEMBER 2021

007/927



THE TRUSTEE  
JUNKO STRATTON SUPER FUND  
PO BOX 446  
NORTHBRIDGE NSW 1560

## WELCOME TO YOUR ANZ ACCOUNT AT A GLANCE

### Account Details

JUNKO STRATTON ATF  
JUNKO STRATTON SUPER FUND

Opening Balance:

**\$3,483.36**

### Branch Number (BSB)

012-266

Total Deposits:

**\$240.00**

### Account Number

4801-18525

Total Withdrawals:

**\$0.00**

Current Balance:

**3,723.36**

## NEED TO GET IN TOUCH?



**ANZ Internet Banking**  
anz.com

OR



**Enquiries: 13 13 14**  
**Lost/Stolen Cards: 1800 033 844**

261RSP902A031519\_MUZ1\_002



480118525\_07032 E-927 S-1693 I-3365

# ANZ BUSINESS ESSENTIALS STATEMENT

Account Number 4801-18525

## Transaction Details

Please retain this statement for taxation purposes

| Date          | Transaction Details                                 | Withdrawals (\$) | Deposits (\$)   | Balance (\$)      |
|---------------|---|------------------|-----------------|-------------------|
| <b>2021</b>   |   |                  |                 |                   |
| <b>17 AUG</b> | <b>OPENING BALANCE</b>                              |                  |                 | <b>3,483.36</b>   |
| 16 SEP        | <b>DIVIDEND</b><br>FROM PTM DIVIDEND SEP21/00811133 |                  | 240.00          | 3,723.36          |
|               | <b>TOTALS AT END OF PAGE</b>                        | <b>\$0.00</b>    | <b>\$240.00</b> |                   |
|               | <b>TOTALS AT END OF PERIOD</b>                      | <b>\$0.00</b>    | <b>\$240.00</b> | <b>\$3,723.36</b> |

### No transaction fees\* for ANZ cardholders across the new atmx by Armaguard network

As an ANZ cardholder you can withdraw cash or make a balance enquiry, with no transaction fee\* at any atmx by Armaguard ATM.

\*Terms and conditions apply.

Visit [www.anz.com.au/ways-to-bank/atms](http://www.anz.com.au/ways-to-bank/atms) for further detail and terms and conditions.

## IMPORTANT INFORMATION

PLEASE CHECK THE ENTRIES AND CALL 13 13 14 REGARDING ANY ERRORS ON THIS STATEMENT.

All entries generated are subject to authorisation and verification and if necessary, adjustments will appear on a later statement.

If you have a complaint or unresolved issue with ANZ's product or service please call our National Feedback Line **1800 805 154** and advise us. Further information in relation to ANZ's dispute resolution process and this product (including details of benefits or fees and charges) is available on request and you can access this information by reviewing the Terms and Conditions, and Fees and Charges brochures which can be found at [www.anz.com](http://www.anz.com) or by calling **13 13 14**.



# ANZ BUSINESS ESSENTIALS STATEMENT

Account Number 4801-18525

## Transaction Details

Please retain this statement for taxation purposes

| Date          | Transaction Details            | Withdrawals (\$) | Deposits (\$) | Balance (\$)      |
|---------------|--------------------------------|------------------|---------------|-------------------|
| <b>2021</b>   |                                |                  |               |                   |
| <b>16 JUL</b> | <b>OPENING BALANCE</b>         |                  |               | <b>3,483.36</b>   |
|               | <b>TOTALS AT END OF PAGE</b>   | <b>\$0.00</b>    | <b>\$0.00</b> |                   |
|               | <b>TOTALS AT END OF PERIOD</b> | <b>\$0.00</b>    | <b>\$0.00</b> | <b>\$3,483.36</b> |

## Fee Summary

Fees Charged for period: 01 JUL 2021 to 30 JUL 2021

| Summary of ANZ Transaction Fees       | Transactions |                 | Fee Per Transaction (\$) | Total Charge (\$) |
|---------------------------------------|--------------|-----------------|--------------------------|-------------------|
|                                       | Total        | Free Additional |                          |                   |
| <b>Transaction Fees</b>               |              |                 |                          |                   |
| EFTPOS/PHONE BANKING WDL              | 1.00         | 1.00            | 0.60                     | 0.00              |
| <b>Total Transaction Fees Charged</b> |              |                 |                          | <b>\$0.00</b>     |

**Please note:** Overseas transaction fees, overseas ATM fees and non ANZ ATM operator fees not included

**Please note:** Your fee cycle may not always reconcile with your statement cycle. This statement date ends on 17/08/21 and the monthly fee cycle, as appears above, ended on 30/07/21.

| Summary of Relationship Benefit for this account | Amount (\$) |
|--|-------------|
| <b>Your Relationship Benefit</b>                 | <b>0.60</b> |
| <b>This is made up of:</b>                       |             |
| Value of Free Transactions                       | 0.60        |

## No transaction fees\* for ANZ cardholders across the new atmX by Armaguard network

As an ANZ cardholder you can withdraw cash or make a balance enquiry, with no transaction fee\* at any atmX by Armaguard ATM.

\*Terms and conditions apply.

Visit [www.anz.com.au/ways-to-bank/atms](http://www.anz.com.au/ways-to-bank/atms) for further detail and terms and conditions.



# 61800 - Distributions Receivable

2022 Financial Year

**Preparer** Desiree Yutuc

**Reviewer** Steven Lee

**Status** Completed

| Account Code | Description                          | CY Balance        | LY Balance        | Change  |
|--------------|--------------------------------------|-------------------|-------------------|---------|
| MGR.AX       | Mirvac Group - Stapled Securities    | \$188.70          |                   | 100%    |
| VAS.AX       | Vanguard Australian Shares Index Etf | \$237.55          | \$61.21           | 288.09% |
| <b>TOTAL</b> |                                      | <b>CY Balance</b> | <b>LY Balance</b> |         |
|              |                                      | \$426.25          | \$61.21           |         |

## Supporting Documents

- General Ledger [Report](#)
- 2022\_MGR\_Distribution\_Advice\_2022\_08\_31.pdf [MGR.AX](#)
- VAS\_Payment\_Advice\_2022\_07\_18.pdf [VAS.AX](#)
- 2022 VAS\_Payment\_Advice\_2021\_07\_16.pdf [VAS.AX](#)

## Standard Checklist

- Review aging of amounts receivable and comment on any delay in payment

# JUNKO STRATTON SUPER FUND

## General Ledger

As at 30 June 2022

| Transaction Date                                     | Description   | Units | Debit         | Credit       | Balance \$       |
|--|---|-------|---------------|--------------|------------------|
| <b>Distributions Receivable (61800)</b>              |   |       |               |              |                  |
| <u>Mirvac Group - Stapled Securities (MGR.AX)</u>    |   |       |               |              |                  |
| 30/06/2022   |   |       | 188.70        |              | 188.70 DR        |
|  |   |       | <b>188.70</b> |              | <b>188.70 DR</b> |
| <u>Vanguard Australian Shares Index Etf (VAS.AX)</u> |   |       |               |              |                  |
| 01/07/2021   | Opening Balance   |       |               |              | 61.21 DR         |
| 16/07/2021   | DIVIDEND FROM VAS PAYMENT<br>JUL21/00809474 [Amount Receivable] |       |               | 61.21        | 0.00 DR          |
| 30/06/2022   |   |       | 237.55        |              | 237.55 DR        |
|  |   |       | <b>237.55</b> | <b>61.21</b> | <b>237.55 DR</b> |
| <b>Total Debits:</b>                                 | <b>426.25</b>   |       |               |              |                  |
| <b>Total Credits:</b>                                | <b>61.21</b>  |       |               |              |                  |



REIMAGINING URBAN LIFE SINCE 1972

**Mirvac Limited**  
 ABN 92 003 280 699  
**Mirvac Funds Limited**  
 ABN 70 002 561 640  
 AFSL 233121  
 as responsible entity of the  
**Mirvac Property Trust**  
 ARSN 086 780 645

All correspondence to:  
 Link Market Services Limited  
 Locked Bag A14  
 Sydney South NSW 1235 Australia  
 Freecall: +61 1800 356 444  
 Email: registrars@linkmarketservices.com.au  
 Website: www.linkmarketservices.com.au

**DATE PAID:** 31 August 2022  
**RECORD DATE:** 30 June 2022  
**REFERENCE NUMBER:** X\*\*\*\*\*2804



007 000966

MRS JUNKO STRATTON &  
 MR KENNETH ARTHUR STRATTON  
 <JUNKO STRATTON S/F A/C>  
 PO BOX 446  
 NORTHBRIDGE NSW 1560

TFN/ABN RECEIVED AND RECORDED

| AS AT 30 JUNE 2022    |            |
|-----------------------|------------|
| STAPLED SECURITIES    | 3,700      |
| MIRVAC SECURITY PRICE | \$1.975    |
| VALUE OF INVESTMENT   | \$7,307.50 |

### DISTRIBUTION STATEMENT FOR THE HALF YEAR ENDED 30 JUNE 2022

This distribution advice relates to the distribution payment for your holding in Mirvac Group and is for the half year ended 30 June 2022. The payment represents a distribution from Mirvac Property Trust ("MPT") only. Mirvac Limited ("ML") did not pay a dividend for the half year ended 30 June 2022. An Attribution Managed Investment Trust ("AMIT") member annual statement for the year ended 30 June 2022 which provides the actual components of the distribution required to prepare your Australian tax return is enclosed with this distribution advice.

| DESCRIPTION                          | NUMBER OF STAPLED SECURITIES | RATE PER STAPLED SECURITY | PAYMENT AMOUNTS |
|--------------------------------------|------------------------------|---------------------------|-----------------|
| DISTRIBUTION - MPT                   | 3,700                        | 5.1 cents                 | \$188.70        |
| DIVIDEND - ML                        | 3,700                        | -                         | \$0.00          |
| TOTAL PAYMENT                        |                              |                           | <b>\$188.70</b> |
| LESS RESIDENT WITHHOLDING TAX        |                              |                           | \$0.00          |
| ADD DRP ACCOUNT CASH RESIDUAL AMOUNT |                              |                           | \$0.00          |
| <b>NET PAYMENT</b>                   |                              |                           | <b>\$188.70</b> |

### BANKING INSTRUCTIONS

ANZ BANK  
 6/75 DORCAS STREET  
 SOUTH MELBOURNE VIC 3205  
 ACCOUNT NAME: MRS JUNKO STRATTON + MR KENNETH  
 BSB: 012-012 ACCOUNT NO.: \*\*\*\*\*5972  
 DIRECT CREDIT REFERENCE NO.: 001280345837

If you have not done so, please confirm your tax residency status online by selecting 'FATCA/CRS' from the 'Payments & Tax' tab as part of self-certification for the Foreign Account Tax Compliance Act (FATCA) and Common Reporting Standard (CRS).

Please retain this statement in a safe place as a charge may be levied for replacement. Please see further details overleaf.

## MIRVAC WEBSITE

Market announcements, reports, presentations, distribution and taxation information can be obtained from the Investor Centre section of Mirvac's website at <https://www.mirvac.com/investor-centre>.

## APPORTIONMENT PERCENTAGES FOR COST BASE PURPOSES

A summary of apportionment percentages that will apply when determining the cost base for each individual entity that makes up a Mirvac Group stapled security (being Mirvac Limited and Mirvac Property Trust) is available from the Investor Centre section of Mirvac's website at <https://www.mirvac.com/investor-centre>.

## DISTRIBUTION BREAKDOWN

The non-taxable and taxable components of MPT's distribution will be shown on your AMIT member annual statement.

## AMIT FUND PAYMENT NOTICES

Investors and their custodians can obtain relevant notices necessary for the purposes of Subdivision 12-H of Schedule 1 to the Taxation Administration Act 1953, from the Investor Centre section of Mirvac's website at <https://www.mirvac.com/investor-centre>.

## PERIODIC STATEMENTS

Periodic and Exit Statements are made available online via the Link Market Services Investor Centre which can be found here: <https://investorcentre.linkmarketservices.com.au>.

## UPDATE YOUR DETAILS ONLINE

You are able to update details on your holding via Link's secure website at [www.investorcentre.linkmarketservices.com.au](http://www.investorcentre.linkmarketservices.com.au).

Use the below instructions to:

- Provide your **bank account details** in Australia or New Zealand dollars
- Provide your **Tax File Number (TFN) or Australian Business Number (ABN)**
- Elect your **communication preference**
- Elect the **foreign currency payment**
- To update your **FATCA/CRS details**, select Payments & Tax, click on **FATCA/CRS**



### How to update your information:

1. Login to Link's Investor Centre at [www.linkmarketservices.com.au](http://www.linkmarketservices.com.au) and click on 'Investor Login' or scan the QR Code (above).
2. Enter your email address and password in **Portfolio Login**.
3. If you do not have a **Portfolio\*** login, please set up a portfolio by selecting **Register Now** and follow the prompts.

Authentication may be required depending on the value of your portfolio. If you are unable to update your address or bank account details online; you must complete the relevant forms (available on Link's website) and return the completed forms to Link.

### How to register for a Portfolio:

1. Enter the Issuer's name/ASX Code.
2. You will need your HIN/SRN. This important information is on your holding statement. You should always ensure to keep this information in a safe place.
3. Your postcode or, if your registered address is overseas, click on the Outside Australia link and select your country of residence from the drop-down list.

\* Setting up a Portfolio login allows you to easily manage your holdings across issuers who use Link as their registrar.

┌ 008855 007 VAS



MRS JUNKO STRATTON &  
MR KENNETH ARTHUR STRATTON  
<JUNKO STRATTON S/F A/C>  
PO BOX 446  
NORTHBRIDGE NSW 1560

**Holder Identification Number (HIN)****HIN WITHHELD**

|                |              |
|----------------|--------------|
| ASX Code       | VAS          |
| TFN/ABN Status | Quoted       |
| Record Date    | 4 July 2022  |
| Payment Date   | 18 July 2022 |

**Vanguard Australian Shares Index ETF**  
**Distribution Payment for the Period Ending 30 June 2022**  
**Direct Credit Advice**

| Class Description | Rate Per Security | Securities Held | Gross Amount |
|-------------------|-------------------|-----------------|--------------|
| ETF               | \$2.15953183      | 110             | \$237.55     |

Withholding tax: \$0.00

**NET PAYMENT: \$237.55**

**Note:** You should retain this statement to assist you in preparing your tax return. Please keep this in a safe place as a charge may be levied for a replacement. If you require a payment to be re-issued, you may be charged an administrative fee which will be deducted from your payment. Fees are applicable to certain types of payments valued at over \$100 AUD.

For additional information regarding the distribution, including estimated tax components and Fund Payment information, please visit the Announcements section of the Vanguard Investments Australia web page [www.vanguard.com.au/etf](http://www.vanguard.com.au/etf)

## Your Payment Instruction

Bank: ANZ  
BSB: 012-266  
ACC: XXXXXXXX25

**Amount Deposited****\$237.55**

If payment cannot be made to the above instruction, a direct credit form will be forwarded to your registered address and your distribution entitlement shown above will be held as a non-interest bearing deposit until your new direct credit instructions are received.

F 006183 007 VAS



MRS JUNKO STRATTON &  
MR KENNETH ARTHUR STRATTON  
<JUNKO STRATTON S/F A/C>  
PO BOX 446  
NORTHBRIDGE NSW 1560

**Holder Identification Number (HIN)****HIN WITHHELD**

|                |              |
|----------------|--------------|
| ASX Code       | VAS          |
| TFN/ABN Status | Quoted       |
| Record Date    | 2 July 2021  |
| Payment Date   | 16 July 2021 |

**Vanguard Australian Shares Index ETF**  
**Distribution Payment for the Period Ending 30 June 2021**  
**Direct Credit Advice**

| Class Description | Rate Per Security | Securities Held | Gross Amount |
|-------------------|-------------------|-----------------|--------------|
| ETF               | \$0.55643098      | 110             | \$61.21      |

Withholding tax: \$0.00

**NET PAYMENT: \$61.21**

**Note:** You should retain this statement to assist you in preparing your tax return. Please keep this in a safe place as a charge may be levied for a replacement. If you require your payment to be re-issued, you may be charged an administrative fee which will be deducted from your payment. Fees are applicable to certain types of payments valued at over \$100 AUD.

For additional information regarding the distribution, including estimated tax components and Fund Payment information, please visit the Announcements section of the Vanguard Investments Australia web page [www.vanguard.com.au/etf](http://www.vanguard.com.au/etf)

## Your Payment Instruction

Bank: ANZ  
BSB: 012-266  
ACC: XXXXXXXX25

**Amount Deposited****\$61.21**

If payment cannot be made to the above instruction, a direct credit form will be forwarded to your registered address and your dividend entitlement shown above will be held as a non-interest bearing deposit until your new direct credit instructions are received.

# 68000 - Sundry Debtors

2022 Financial Year

Preparer Desiree Yutuc

Reviewer Steven Lee

Status Completed

| Account Code | Description    | CY Balance        | LY Balance        | Change   |
|--------------|----------------|-------------------|-------------------|----------|
| 68000        | Sundry Debtors | \$1,566.55        | \$2,089.55        | (25.03)% |
| <b>TOTAL</b> |                | <b>CY Balance</b> | <b>LY Balance</b> |          |
|              |                | \$1,566.55        | \$2,089.55        |          |

## Supporting Documents

- General Ledger [Report](#)
- 2022 ATO Integrated.pdf [68000](#)

## Standard Checklist

- Match to Source Documentation

# JUNKO STRATTON SUPER FUND

## General Ledger

As at 30 June 2022

| Transaction Date              | Description   | Units | Debit | Credit        | Balance \$         |
|-------------------------------|---|-------|-------|---------------|--------------------|
| <b>Sundry Debtors (68000)</b> |   |       |       |               |                    |
| <u>Sundry Debtors (68000)</u> |   |       |       |               |                    |
| 01/07/2021                    | Opening Balance   |       |       |               | 2,089.55 DR        |
| 16/11/2021                    | ANZ INTERNET BANKING FUNDS TFER<br>TRANSFER 305465 FROM 551865254 |       |       | 523.00        | 1,566.55 DR        |
|                               |   |       |       | <b>523.00</b> | <b>1,566.55 DR</b> |

**Total Debits: 0.00**

**Total Credits: 523.00**





## Activity statement 001

|                       |               |
|-----------------------|---------------|
| <b>Date generated</b> | 30/08/2022    |
| <b>Overdue</b>        | \$0.00        |
| <b>Not yet due</b>    | \$0.00        |
| <b>Balance</b>        | \$1,566.55 CR |

## Transactions

4 results found - from **30 August 2020** to **30 August 2022** sorted by **processed date** ordered **newest to oldest**

| Processed date | Effective date | Description   | Debit (DR) | Credit (CR) | Balance       |
|----------------|----------------|---|------------|-------------|---------------|
| 24 Oct 2021    | 21 Oct 2021    | Original Activity<br>Statement for the period<br>ending 30 Jun 21 -<br>PAYG Instalments | \$637.00   |             | \$1,566.55 CR |
| 18 Oct 2021    | 15 Oct 2021    | Payment received  |            | \$637.00    | \$2,203.55 CR |
| 24 Feb 2021    | 23 Feb 2021    | Payment received  |            | \$1,314.00  | \$1,566.55 CR |
| 12 Oct 2020    | 21 Oct 2020    | Original Activity<br>Statement for the period<br>ending 30 Jun 20 -<br>PAYG Instalments | \$1,314.00 |             | \$252.55 CR   |

# 72450 - Fixed Interest Securities (Australian) - Unitised

2022 Financial Year

Preparer Desiree Yutuc

Reviewer Steven Lee

Status Completed

| Account Code         | Description                         | CY Units        | CY Balance        | LY Units        | LY Balance        | Ch |
|----------------------|-------------------------------------|-----------------|-------------------|-----------------|-------------------|----|
| JUNKK001_STGEOREGET5 | St George<br>Term Deposit<br>***181 | 692912.830000   | \$692,912.83      | 686936.480000   | \$686,936.48      |    |
| JUNKK001_STGEORGE103 | St George<br>Term Deposit<br>***103 | 90162.530000    | \$90,162.53       | 89885.530000    | \$89,885.53       |    |
| <b>TOTAL</b>         |                                     | <b>CY Units</b> | <b>CY Balance</b> | <b>LY Units</b> | <b>LY Balance</b> |    |
|                      |                                     | 783075.360000   | \$783,075.36      | 776822.010000   | \$776,822.01      |    |

## Supporting Documents

- Investment Movement Report [Report](#)
- 2022 Term\_deposits.pdf

## Standard Checklist

- Attach Investment Movement Report
- Attach relevant Statements and Source Documentation
- Ensure all Investments are valued correctly at June 30
- Ensure the investment is in accordance with the fund's investment strategy
- Ensure the investment is in accordance with the SIS Act

# JUNKO STRATTON SUPER FUND

## Investment Movement Report

As at 30 June 2022

| Investment  | Opening Balance |                   | Additions |                  | Disposals |                    |                          | Closing Balance |                   |                   |
|---|-----------------|-------------------|-----------|------------------|-----------|--------------------|--------------------------|-----------------|-------------------|-------------------|
|   | Units           | Cost              | Units     | Cost             | Units     | Cost               | Accounting Profit/(Loss) | Units           | Cost              | Market Value      |
| <b>Bank Accounts</b>  |                 |                   |           |                  |           |                    |                          |                 |                   |                   |
| ANZ Bank Account  |                 | 3,422.15          |           | 2,742.26         |           | (2,971.45)         |                          |                 | 3,192.96          | 3,192.96          |
| ANZ ETrade ***972   |                 | 84,243.09         |           | 48,216.42        |           | (57,262.05)        |                          |                 | 75,197.46         | 75,197.46         |
|   |                 | <b>87,665.24</b>  |           | <b>50,958.68</b> |           | <b>(60,233.50)</b> |                          |                 | <b>78,390.42</b>  | <b>78,390.42</b>  |
| <b>Fixed Interest Securities (Australian) - Unitised</b>      |                 |                   |           |                  |           |                    |                          |                 |                   |                   |
| JUNKK001_STGEORGE103 - St George Term Deposit ***103          | 89,885.53       | 89,885.53         | 277.00    | 277.00           |           |                    |                          | 90,162.53       | 90,162.53         | 90,162.53         |
| JUNKK001_STGEOREGET5 - St George Term Deposit ***181          | 686,936.48      | 686,936.48        | 5,976.35  | 5,976.35         |           |                    |                          | 692,912.83      | 692,912.83        | 692,912.83        |
|   |                 | <b>776,822.01</b> |           | <b>6,253.35</b>  |           |                    |                          |                 | <b>783,075.36</b> | <b>783,075.36</b> |
| <b>Plant and Equipment (at written down value) - Unitised</b> |                 |                   |           |                  |           |                    |                          |                 |                   |                   |
| JUNKK001_COMPUTERVAI - Computer vaio VGN-FW51                 | 1.00            | 470.48            |           |                  |           |                    |                          | 1.00            | 470.48            | 0.00              |
|   |                 | <b>470.48</b>     |           |                  |           |                    |                          |                 | <b>470.48</b>     | <b>0.00</b>       |
| <b>Shares in Listed Companies (Australian)</b>                |                 |                   |           |                  |           |                    |                          |                 |                   |                   |
| AGL.AXW - AGL Energy Limited.                                 | 400.00          | 7,919.95          |           |                  |           |                    |                          | 400.00          | 7,919.95          | 3,300.00          |
| AMP.AX - AMP Limited  | 5,750.00        | 13,619.95         |           |                  |           |                    |                          | 5,750.00        | 13,619.95         | 5,491.25          |
| ATL.AX - Apollo Tourism & Leisure Ltd                         |                 |                   | 10,000.00 | 5,519.95         |           |                    |                          | 10,000.00       | 5,519.95          | 3,800.00          |

# JUNKO STRATTON SUPER FUND

## Investment Movement Report

As at 30 June 2022

| Investment   | Opening Balance |           | Additions  |           | Disposals  |             |                          | Closing Balance |           |              |
|--|-----------------|-----------|------------|-----------|------------|-------------|--------------------------|-----------------|-----------|--------------|
|  | Units           | Cost      | Units      | Cost      | Units      | Cost        | Accounting Profit/(Loss) | Units           | Cost      | Market Value |
| AZJ.AX - Aurizon Holdings Limited                        | 4,285.00        | 10,000.00 |            |           |            |             |                          | 4,285.00        | 10,000.00 | 16,283.00    |
| ANZ.AX - Australia And New Zealand Banking Group Limited |                 |           | 380.00     | 9,512.35  |            |             |                          | 380.00          | 9,512.35  | 8,371.40     |
| API.AX - Australian Pharmaceutical Industries Limited    | 6,600.00        | 9,127.95  |            |           | (6,600.00) | (9,127.95)  | 615.10                   |                 | 0.00      |              |
| BHP.AX - BHP Group Limited                               |                 |           | 400.00     | 14,415.95 | (400.00)   | (14,415.95) | 5,510.10                 |                 | 0.00      |              |
| BUD.AX - Buddy Technologies Ltd                          |                 |           | 250,000.00 | 4,019.95  |            |             |                          | 250,000.00      | 4,019.95  | 1,500.00     |
| CLH.AX - Collection House Limited                        |                 |           | 20,000.00  | 3,319.95  |            |             |                          | 20,000.00       | 3,319.95  | 1,360.00     |
| CBA.AXW - Commonwealth Bank Of Australia.                | 200.00          | 14,249.95 | 110.00     | 11,129.95 |            |             |                          | 310.00          | 25,379.90 | 28,017.80    |
| IAG.AX - Insurance Australia Group Limited               | 1,367.00        | 7,235.64  |            |           | (1,367.00) | (7,235.64)  | 126.21                   |                 | 0.00      |              |
| NAB.AX - National Australia Bank Limited                 | 476.00          | 11,509.60 |            |           |            |             |                          | 476.00          | 11,509.60 | 13,037.64    |
| ORG.AXW - Origin Energy Limited                          | 1,729.00        | 11,874.95 |            |           | (1,729.00) | (11,874.95) | (4,114.40)               |                 | 0.00      |              |
| PTM.AX - Platinum Asset Management Limited               | 2,000.00        | 8,419.95  |            |           |            |             |                          | 2,000.00        | 8,419.95  | 3,480.00     |
| TLS.AX - Telstra Corporation Limited.                    | 4,600.00        | 17,464.90 |            |           |            |             |                          | 4,600.00        | 17,464.90 | 17,710.00    |

**JUNKO STRATTON SUPER FUND**  
**Investment Movement Report**

As at 30 June 2022

| Investment                                      | Opening Balance |                   | Additions |                   | Disposals |                     |                          | Closing Balance |                   | Market Value      |
|---|-----------------|-------------------|-----------|-------------------|-----------|---------------------|--------------------------|-----------------|-------------------|-------------------|
|   | Units           | Cost              | Units     | Cost              | Units     | Cost                | Accounting Profit/(Loss) | Units           | Cost              |                   |
|   |                 | 111,422.84        |           | 47,918.10         |           | (42,654.49)         | 2,137.01                 |                 | 116,686.45        | 102,351.09        |
| <b>Units in Listed Unit Trusts (Australian)</b> |                 |                   |           |                   |           |                     |                          |                 |                   |                   |
| MGR.AX - Mirvac Group - Stapled Securities      |                 |                   | 3,700.00  | 9,343.95          |           |                     |                          | 3,700.00        | 9,343.95          | 7,307.50          |
| VAS.AX - Vngd Aus Shares                        | 110.00          | 9,369.95          |           |                   |           |                     |                          | 110.00          | 9,369.95          | 9,212.50          |
|   |                 | <b>9,369.95</b>   |           | <b>9,343.95</b>   |           |                     |                          |                 | <b>18,713.90</b>  | <b>16,520.00</b>  |
|   |                 | <b>985,750.52</b> |           | <b>114,474.08</b> |           | <b>(102,887.99)</b> | <b>2,137.01</b>          |                 | <b>997,336.61</b> | <b>980,336.87</b> |

# Term Deposit Financial Year Summary

Date: 1st July 2022

**St.George**  
 A Division of Westpac Banking Corporation  
 ABN 33 007 457 141  
 AFSL and Australian credit licence 233714  
 Fixed Terms - IBN 30  
 GPO Box 3433  
**SYDNEY NSW 2001**  
 Customer Enquiries: 133 700



03111/007

JUNKO STRATTON  
 PO BOX 446  
 NORTHBRIDGE NSW 1560

## Account Details

---

Number: 000 0354557181  
 Title: JUNKO STRATTON SUPER FUND  
 ATF JUNKO STRATTON

---

To help you in preparing your tax return, this letter sets out the current details of your Account and the total interest we have paid on your account during the past financial year.

## Investment Details

---

Current Balance \$692,912.83

| Financial Year               | 1 JUL 2021 - 30 JUN 2022 | 1 JUL 2022 - 30 JUN 2023 |
|------------------------------|--------------------------|--------------------------|
| Interest Paid                | \$5,976.35               | \$0.00                   |
| TFN Withholding Tax          | \$0.00                   | \$0.00                   |
| Non Resident Withholding Tax | \$0.00                   | \$0.00                   |

On maturity of this Term Deposit, we will send you a letter containing all the details of the interest earned. At the same time we will request your instructions for renewal, reinvestment or withdrawal of the amount invested.

In the meantime, if there's anything else you need, please visit your closest St.George branch, or simply call a GOLD Personal Banker on 133 700 between 8am-8pm, Monday to Saturday (Eastern Standard Time). Alternatively, at [stgeorge.com.au](http://stgeorge.com.au) you will find helpful information and tools to help you make the most of your banking.



## **Terms, Conditions and Clauses**

---

Please retain this document for your records and tax purposes.

If you close or withdraw from your Account before the end of the term, we re-calculate any interest payments on your Account and deduct any amount you may owe us from the interest not yet paid and/or the balance. Please refer to the Term Deposit Accounts - Term Deposits Terms and Conditions and General Information for more information.

St.George has procedures to deal with disputes you may have about your Account. To request information about St.George Term Deposit Accounts, the procedures in place to deal with disputes, or to obtain a copy of the St.George 'Term Deposits Terms and Conditions and General Information' booklet, simply call a GOLD Personal Banker on 133 700 between 8am-8pm, Monday to Saturday (Eastern Standard Time), or visit [stgeorge.com.au](http://stgeorge.com.au)

# Term Deposit Financial Year Summary

Date: 1st July 2022

**St.George**  
 A Division of Westpac Banking Corporation  
 ABN 33 007 457 141  
 AFSL and Australian credit licence 233714  
 Fixed Terms - IBN 30  
 GPO Box 3433  
**SYDNEY NSW 2001**  
 Customer Enquiries: 133 700



03112/007

JUNKO STRATTON ATF  
 JUNKO STRATTON SUPER FUND  
 PO BOX 446  
 NORTHBRIDGE NSW 1560

## Account Details

Number: 000 0356635103  
 Title: JUNKO STRATTON ATF  
 JUNKO STRATTON SUPER FUND

To help you in preparing your tax return, this letter sets out the current details of your Account and the total interest we have paid on your account during the past financial year.

## Investment Details

Current Balance \$90,162.53

| Financial Year               | 1 JUL 2021 - 30 JUN 2022 | 1 JUL 2022 - 30 JUN 2023 |
|------------------------------|--------------------------|--------------------------|
| Interest Paid                | \$277.00                 | \$0.00                   |
| TFN Withholding Tax          | \$0.00                   | \$0.00                   |
| Non Resident Withholding Tax | \$0.00                   | \$0.00                   |

On maturity of this Term Deposit, we will send you a letter containing all the details of the interest earned. At the same time we will request your instructions for renewal, reinvestment or withdrawal of the amount invested.

In the meantime, if there's anything else you need, please visit your closest St.George branch, or simply call a GOLD Personal Banker on 133 700 between 8am-8pm, Monday to Saturday (Eastern Standard Time). Alternatively, at [stgeorge.com.au](http://stgeorge.com.au) you will find helpful information and tools to help you make the most of your banking.





## **Terms, Conditions and Clauses**

---

Please retain this document for your records and tax purposes.

If you close or withdraw from your Account before the end of the term, we re-calculate any interest payments on your Account and deduct any amount you may owe us from the interest not yet paid and/or the balance. Please refer to the Term Deposit Accounts - Term Deposits Terms and Conditions and General Information for more information.

St.George has procedures to deal with disputes you may have about your Account. To request information about St.George Term Deposit Accounts, the procedures in place to deal with disputes, or to obtain a copy of the St.George 'Term Deposits Terms and Conditions and General Information' booklet, simply call a GOLD Personal Banker on 133 700 between 8am-8pm, Monday to Saturday (Eastern Standard Time), or visit [stgeorge.com.au](http://stgeorge.com.au)

14 July 2022

St.George  
 A Division of Westpac Banking Corporation  
 ABN 33 007 547 141 AFSL 233714  
 Fixed Terms - IBN 30  
 GPO Box 3433, Sydney, NSW 2001  
 Customer Enquiries: 13 33 30



00110/007

JUNKO STRATTON ATF  
 JUNKO STRATTON SUPER FUND  
 PO BOX 446  
 NORTHBRIDGE NSW 1560

## Your Term Deposit matures soon.

**Term Deposit account number: 0000356635103**

Dear Junko Stratton Atf Junko Stratton Super Fund,

Your Term Deposit matures on 28 Jul 2022, so now is a good time to think about what you'd like to do at maturity.

### Your current Term Deposit summary

|                            |                |
|----------------------------|----------------|
| Principal amount           | \$90,162.53    |
| Open date                  | 28 Apr 2022    |
| Maturity date              | 28 Jul 2022    |
| Interest rate              | 0.34% pa       |
| Term                       | 3 Months       |
| Interest payment frequency | At Maturity    |
| Grace Period Start Date    | 28 Jul 2022    |
| Grace Period End Date      | 11 August 2022 |

### What happens next?

We'll send you a notice no later than two business days after the maturity date to inform you the applicable interest rate for the new Term Deposit.

You will have 14 days (called the Grace Period<sup>1</sup>) from the maturity date to withdraw or transfer the funds of your Term Deposit without incurring a fee or a reduction in your interest return. If we don't hear from you, you have given consent for us to automatically reinvest your principal and any undisbursed interest into a new Term Deposit, for the same term and interest payment frequency.

If you do let your Term Deposit automatically roll over, it may be reinvested at **a lower rate than the current interest rate**. There may be another product available with a similar term and a higher interest rate. If you contact us at maturity, we can check whether you're eligible for a special rate.

If you wish to withdraw or transfer your funds after the Grace Period<sup>1</sup>, we have the discretion to delay the withdrawal or transfer until the end of the 31 days' notice period (unless we determine you are in financial difficulty), but not beyond the maturity date of the new Term Deposit.



## Managing your Term Deposit online is easier than ever.

Simply logon to get started – no need to call or visit a branch.



### Have complete control.

No need to wait until maturity, you can check or change maturity instructions online during the life of your Term Deposit.



### Manage it all on the go.

View and control all your account details wherever you are, whenever you need.



### Bank Confidently.

Rest assured with St George's Internet Banking Security guarantee.

Find out more at [stgeorge.com.au/renew](http://stgeorge.com.au/renew)

## Not yet registered for Internet Banking?

It only takes a few minutes. Ask us in branch today or call 133 700 or register online. Read the Internet Banking Terms and Conditions available at [stgeorge.com.au](http://stgeorge.com.au) before deciding.

### Is a Term Deposit the account that best suits your needs?

Term Deposits have been designed for people who wish to deposit a specific amount and be paid a fixed rate of interest over a fixed period of time of their choice, and who do not need immediate access to their funds during that time.

If you have different needs, please talk to us about other options you can take at maturity, including, varying your term deposit, withdrawing funds or changing to another product. Help is available by logging into Online Banking, calling us or visiting a branch, which can be found at [stgeorge.com.au/locator/](http://stgeorge.com.au/locator/).

### If you have any questions.



If you have any further questions you can call us on 133 700 (+61 2 9155 7800 if overseas). Otherwise drop into your nearest branch to talk to us today.

Thanks for choosing St.George.

### The St.George Term Deposit team

### Things you should know.

1. Grace Period means the period of 14 days from the maturity date of your term deposit. If the last day of that 14-day period falls on a Sunday or a national public holiday, the Grace Period will end on the immediately preceding Saturday or business day - whichever is first.

You'll need to give us 31 days' notice to access the funds before maturity, unless we determine you are in financial difficulty. If you withdraw the funds early, we may recalculate all interest paid or to be paid on your Term Deposit at a reduced rate, and you may lose any interest accrued.

St.George Term Deposits Terms and Conditions apply and are available from [stgeorge.com.au](http://stgeorge.com.au), by visiting a branch, or by calling us on 133 700 (+61 2 9155 7800 if overseas). Please refer to the 'Term Deposits Terms and Conditions and General Information' booklet and the Important Information Document for further information, including the consent you have provided to automatically reinvest your Term Deposit (unless you advise us otherwise before or during the Grace Period).

Current interest rate information is also available on our website or by contacting us.

2 August 2022

St.George  
A Division of Westpac Banking Corporation  
ABN 33 007 547 141 AFSL 233714  
Fixed Terms - IBN 30  
GPO Box 3433, Sydney, NSW 2001  
Customer Enquiries: 13 33 30



00170/007

JUNKO STRATTON  
PO BOX 446  
NORTHBRIDGE NSW 1560

## Your Term Deposit matures soon.

**Term Deposit account number: 0000354557181**

Dear Junko Stratton,

Your Term Deposit matures on 16 Aug 2022, so now is a good time to think about what you'd like to do at maturity.

### Your current Term Deposit summary

|                            |                |
|----------------------------|----------------|
| Principal amount           | \$692,912.83   |
| Open date                  | 16 Oct 2021    |
| Maturity date              | 16 Aug 2022    |
| Interest rate              | 0.57% pa       |
| Term                       | 10 Months      |
| Interest payment frequency | At Maturity    |
| Grace Period Start Date    | 16 Aug 2022    |
| Grace Period End Date      | 30 August 2022 |

### What happens next?

We'll send you a notice no later than two business days after the maturity date to inform you the applicable interest rate for the new Term Deposit.

You will have 14 days (called the Grace Period<sup>1</sup>) from the maturity date to withdraw or transfer the funds of your Term Deposit without incurring a fee or a reduction in your interest return. If we don't hear from you, you have given consent for us to automatically reinvest your principal and any undisbursed interest into a new Term Deposit, for the same term and interest payment frequency.

If you do let your Term Deposit automatically roll over, it may be reinvested at a **lower rate than the current interest rate**. There may be another product available with a similar term and a higher interest rate. If you contact us at maturity, we can check whether you're eligible for a special rate.

If you wish to withdraw or transfer your funds after the Grace Period<sup>1</sup>, we have the discretion to delay the withdrawal or transfer until the end of the 31 days' notice period (unless we determine you are in financial difficulty), but not beyond the maturity date of the new Term Deposit.



## Managing your Term Deposit online is easier than ever.

Simply logon to get started – no need to call or visit a branch.



### Have complete control.

No need to wait until maturity, you can check or change maturity instructions online during the life of your Term Deposit.



### Manage it all on the go.

View and control all your account details wherever you are, whenever you need.



### Bank Confidently.

Rest assured with St George's Internet Banking Security guarantee.

Find out more at [stgeorge.com.au/renew](http://stgeorge.com.au/renew)

## Not yet registered for Internet Banking?

It only takes a few minutes. Ask us in branch today or call 133 700 or register online. Read the Internet Banking Terms and Conditions available at [stgeorge.com.au](http://stgeorge.com.au) before deciding.

### Is a Term Deposit the account that best suits your needs?

Term Deposits have been designed for people who wish to deposit a specific amount and be paid a fixed rate of interest over a fixed period of time of their choice, and who do not need immediate access to their funds during that time.

If you have different needs, please talk to us about other options you can take at maturity, including, varying your term deposit, withdrawing funds or changing to another product. Help is available by logging into Online Banking, calling us or visiting a branch, which can be found at [stgeorge.com.au/locator/](http://stgeorge.com.au/locator/).

### If you have any questions.



If you have any further questions you can call us on 133 700 (+61 2 9155 7800 if overseas). Otherwise drop into your nearest branch to talk to us today.

Thanks for choosing St.George.

### The St.George Term Deposit team

### Things you should know.

1. Grace Period means the period of 14 days from the maturity date of your term deposit. If the last day of that 14-day period falls on a Sunday or a national public holiday, the Grace Period will end on the immediately preceding Saturday or business day - whichever is first.

You'll need to give us 31 days' notice to access the funds before maturity, unless we determine you are in financial difficulty. If you withdraw the funds early, we may recalculate all interest paid or to be paid on your Term Deposit at a reduced rate, and you may lose any interest accrued.

St.George Term Deposits Terms and Conditions apply and are available from [stgeorge.com.au](http://stgeorge.com.au), by visiting a branch, or by calling us on 133 700 (+61 2 9155 7800 if overseas). Please refer to the 'Term Deposits Terms and Conditions and General Information' booklet and the Important Information Document for further information, including the consent you have provided to automatically reinvest your Term Deposit (unless you advise us otherwise before or during the Grace Period).

Current interest rate information is also available on our website or by contacting us.

28 July 2022

St. George  
A Division of Westpac Banking Corporation  
ABN 33 007 547 141 AFSL 233714  
Fixed Terms - IBN 30  
GPO Box 3433, Sydney, NSW 2001  
Customer Enquiries: 13 33 30



00138/007

JUNKO STRATTON ATF  
JUNKO STRATTON SUPER FUND  
PO BOX 446  
NORTHBRIDGE NSW 1560

## Your Term Deposit maturity notification.

**Term Deposit account number: 0000356635103**

Dear Junko Stratton Atf Junko Stratton Super Fund,

Thank you for choosing St.George for your Term Deposit. Your Term Deposit account 0000356635103, has matured.

### What do you need to do?

Log on to Internet Banking, visit your nearest St.George branch or call us on 133 700 (+61 2 9155 7800 if overseas) and provide your maturity instructions.

You will have 14 days (called the Grace Period<sup>1</sup>) to withdraw or transfer the funds of your Term Deposit without incurring a fee or a reduction in your interest return. Your Grace Period<sup>1</sup> starts on 28 July 2022 and ends on 11 August 2022. During this time you can make changes to your new Term Deposit.

If we don't hear from you by 11 August 2022, you have given consent for us to automatically reinvest your principal and any undisbursed interest into a new Term Deposit, for the same term and interest payment frequency. **Your new interest rate will be 0.35% pa** or the applicable interest rate on the maturity date (whichever is higher).

If you do let your Term Deposit automatically reinvest, it may be reinvested at a **lower rate than the current interest rate**. There may be another product available with a similar term and a higher interest rate. If you contact us within the Grace Period<sup>1</sup>, we can check whether you're eligible for a special rate.

## Managing your Term Deposit online is easier than ever.

Simply logon to get started – no need to call or visit a branch.



### Have complete control.

No need to wait until maturity, you can check or change maturity instructions online during the life of your Term Deposit.



### Manage it all on the go.

View and control all your account details wherever you are, whenever you need.



### Bank Confidently.

Rest assured with St George's Internet Banking Security guarantee.

Find out more at [stgeorge.com.au/renew](http://stgeorge.com.au/renew)

## Not yet registered for Internet Banking?

It only takes a few minutes. Ask us in branch today or call 133 700 or register online. Read the Internet Banking Terms and Conditions available at [stgeorge.com.au](http://stgeorge.com.au) before deciding.

### Is a Term Deposit the account that best suits your needs?

Term Deposits have been designed for people who wish to deposit a specific amount and be paid a fixed rate of interest over a fixed period of time of their choice, and who do not need immediate access to their funds during that time.

If you have different needs, please talk to us about other options you can take at maturity, including, varying your term deposit, withdrawing funds or changing to another product. Help is available by logging into Online Banking, calling us or visiting a branch, which can be found at [stgeorge.com.au/locator/](http://stgeorge.com.au/locator/).

### If you have any questions.



If you have any further questions you can call us on 133 700 (+61 2 9155 7800 if overseas). Otherwise drop into your nearest branch to talk to us today.

Thanks for choosing St.George.

### The St.George Term Deposit team

#### Term Deposit Account details:

Account Number: 0000356635103

Account Name: JUNKO STRATTON ATF and JUNKO STRATTON SUPER FUND

#### Investment details:

Amount payable on maturity: \$90,238.96

Date matured: 28 July 2022

| Financial Year               | 1 JUL 2021 - 30 JUN 2022              | 1 JUL 2022 - 30 JUN 2023 |
|------------------------------|---------------------------------------|--------------------------|
| Interest paid                | \$277.00                              | \$76.43                  |
| TFN Withholding Tax          | \$0.00                                | \$0.00                   |
| Non Resident Withholding Tax | \$0.00                                | \$0.00                   |
| Current Period Activities    |                                       |                          |
| 28 Jul 2022                  | INTEREST PAID TO THIS ACCOUNT \$76.43 |                          |
| 28 Jul 2022                  | ROLLOVER \$90,238.96                  |                          |

# Term Deposit Automatic Renewal Certificate

Date: 28th July 2022

**St.George**  
A Division of Westpac Banking Corporation  
ABN 33 007 457 141  
AFSL and Australian credit licence 233714  
Fixed Terms - IBN 30  
GPO Box 3433  
**SYDNEY NSW 2001**  
Customer Enquiries: 133 700



JUNKO STRATTON ATF  
JUNKO STRATTON SUPER FUND  
PO BOX 446  
NORTHBRIDGE NSW 1560

## Account Details

---

Number: 000 0356635103  
Title: JUNKO STRATTON ATF  
JUNKO STRATTON SUPER FUND

---

**If you have made changes before receiving this certificate, please disregard this certificate. A new certificate confirming your recent changes will be mailed to you soon.**

## Investment Details

---

|                            |                    |
|----------------------------|--------------------|
| Deposit Amount             | \$90,238.96        |
| Interest Rate              | 0.35% pa           |
| Term                       | 3 Months           |
| Open Date                  | 28 Jul 2022        |
| Maturity Date              | 28 Oct 2022        |
| Interest Payment Frequency | At Maturity        |
| Interest Payment Method    | Added to Principal |

Please keep this certificate if you are happy to rollover your Term Deposit without making any changes to the balance, term, interest payment frequency or the interest rate quoted.

On maturity of this Term Deposit, we will send you a letter containing the details of the interest earned. At the same time we will request your instructions for renewal, reinvestment or withdrawal of the amount invested.

Please note: if applicable to the duration of the term and/or the interest payment frequency that applies to your Term Deposit, an end of financial year statement will be sent to you to assist you in preparing your tax return.



In the meantime, if there's anything else you need, please visit your closest St.George branch, or simply call a GOLD Personal Banker on 133 700 between 8am-8pm, Monday to Saturday (Eastern Standard Time). Alternatively, at [stgeorge.com.au](http://stgeorge.com.au) you will find helpful information and tools to help you make the most of your banking.

### **Complaints**

If you have a complaint, contact our dedicated Customer Solutions team on 13 33 30 for Personal Banking or 133 800 for Business Banking. Alternatively, you can write to us at St.George Customer Solutions, Reply Paid 5265, Sydney NSW 2001. If an issue has not been resolved to your satisfaction, you can lodge a complaint with the Australian Financial Complaints Authority (AFCA). AFCA provides fair and independent financial services complaint resolution that is free to consumers.

Online: [www.afca.org.au](http://www.afca.org.au)

Email: [info@afca.org.au](mailto:info@afca.org.au)

Phone: 1800 931 678

Mail: Australian Financial Complaints Authority GPO Box 3 Melbourne VIC 3001.

# Term Deposit Account Statement

Date: 16th April 2022



00234/007

JUNKO STRATTON  
PO BOX 446  
NORTHBRIDGE NSW 1560

## Account Details

Number: 000 0354557181  
Title: JUNKO STRATTON SUPER FUND  
ATF JUNKO STRATTON

Statement of your Term Deposit.

## Investment Details

|                            |                    |
|----------------------------|--------------------|
| Opening balance            | \$692,912.83       |
| Closing balance            | \$692,912.83       |
| Interest rate              | 0.57% pa           |
| Term                       | 10 Months          |
| Open/Rollover date         | 16 Oct 2021        |
| Maturity                   | 16 Aug 2022        |
| Interest payment frequency | At Maturity        |
| Interest paid method       | Added to Principal |

## Interest and Tax Details

| Financial Year               | 1 JUL 2020 - 30 JUN 2021 | 1 JUL 2021 - 30 JUN 2022 |
|------------------------------|--------------------------|--------------------------|
| Interest paid                | \$10,312.86              | \$5,976.35               |
| TFN Withholding Tax          | \$0.00                   | \$0.00                   |
| Non Resident Withholding Tax | \$0.00                   | \$0.00                   |

## Statement Period Activity From 16 Oct 2021 to 16 Apr 2022

\*\*\* No activity this statement period \*\*\*

## Important Information

Maturity date shown is the date the term deposit matures unless it is withdrawn early. The Closing balance is the balance of your account on the last day of this statement period. Interest paid is gross interest which excludes any withholding tax deductions, on your term deposit during this statement period. Any adjustments to interest due to an early withdrawal will be reflected in the amount shown. The net interest paid to you is the Gross interest less any withholding tax deductions on your term deposit during the statement period.



Withholding tax may be deducted if your Tax File Number (TFN) or Australian Business Number (ABN) has not been supplied or if you are classified as non-resident.

Further information in relation to your account, including details of product benefits and applicable fees and charges, is available on request. That information is also contained in the Product Disclosure Statement (PDS) or other disclosure document for your account. For a copy of that document, or if you have any other enquiries, you can call a GOLD Personal Banker on 133 700.

The above Closing Balance amount may not be the same as the balance payable to you on closure of your account (the 'termination value'). Details of the termination value can be obtained by calling Telephone Banking on the numbers quoted above. Further information on how to close accounts, including calculation of the termination value, is contained in the Product Disclosure Statement (PDS) booklet or other disclosure document for your account.

We have an internal process for handling and resolving any problem you may have with, or complaints relating to, your account or this product. Information about this process can be found in the Product Disclosure Statement (PDS) or other disclosure document for your account, or you can contact a GOLD Personal Banker on 133 700.

Please check all entries on this statement and promptly inform us of any possible error or unauthorised transaction.

For any enquiries, please visit a St.George branch, or call a GOLD Personal Banker on 133 700 between 8am-8pm, Monday to Saturday (AEST), or go to [stgeorge.com.au](http://stgeorge.com.au) for more information.

### **Complaints**

If you have a complaint, contact our dedicated Customer Solutions team on 13 33 30 for Personal Banking or 133 800 for Business Banking. Alternatively, you can write to us at St.George Customer Solutions, Reply Paid 5265, Sydney NSW 2001. If an issue has not been resolved to your satisfaction, you can lodge a complaint with the Australian Financial Complaints Authority (AFCA). AFCA provides fair and independent financial services complaint resolution that is free to consumers.

Online: [www.afca.org.au](http://www.afca.org.au)

Email: [info@afca.org.au](mailto:info@afca.org.au)

Phone: 1800 931 678

Mail: Australian Financial Complaints Authority GPO Box 3 Melbourne VIC 3001.

The Term Deposit is a financial product issued by St.George - A Division of Westpac Banking Corporation ABN 33 007 457 141 AFSL and Australian credit licence 233714

Logout ([https://ibanking.stgeorge.com.au/ibank/login\\_process/Logout.action](https://ibanking.stgeorge.com.au/ibank/login_process/Logout.action))

Hello, **Junko Stratton**

Messages 0 (<https://ibanking.stgeorge.com.au/ibank/messageActionList.action>)

Find a... Print Help

Currently: Sat 30 Apr 2022 at 14:49 AEST

# ✓ Thank you for your renewal instruction

**My Accounts**  
(<https://ibanking.stgeorge.com.au/ibank/viewAccountPortfolio.html>)

Your new term will start at the end of your Grace Period. Please allow 1-2 business days for this interest to be applied to your account.

**Transfers, payments & BPAY®**  
(<https://ibanking.stgeorge.com.au/ibank/paymentsLanding.action>)

**Manage my accounts**  
(<https://ibanking.stgeorge.com.au/ibank/manageAccountsLanding.action>)

**Products, tools & calculators**  
(<https://ibanking.stgeorge.com.au/ibank/startweb.html?app=DDO>)

**My details & settings**  
(<https://ibanking.stgeorge.com.au/ibank/myInformationLanding.action>)

**Security, SMS & email alerts**  
(<https://ibanking.stgeorge.com.au/ibank/alertsLanding.action>)

|                         |                              |
|-------------------------|------------------------------|
| <b>Account</b>          | Term Deposit                 |
| <b>Renewal amount</b>   | \$90,162.53                  |
| <b>Interest rate</b>    | 3.50% p.a.                   |
| <b>Term</b>             | 3 months                     |
| <b>Fund from</b>        | Term Deposit<br>0356 635 103 |
| <b>Interest paid</b>    | At maturity                  |
| <b>Interest paid to</b> | This account                 |
| <b>Interest earned</b>  | \$76.42**                    |

## Things you should know

Once you renew your Term Deposit you will need to provide a minimum of 31 days' notice to access funds prior to maturity (except in cases of hardship).

Each time your term deposit rolls over automatically, it may be re-invested at a lower rate than the current interest rate, and there may be another product available which has a similar term and a higher interest rate.

The Grace Period is 14 days commencing the day of maturity where you can advise us of your maturity instructions. If the end of the Grace Period falls on a Sunday or a public holiday, the period ends

the immediately preceding Saturday or business day, whichever is first.

\* The interest rate offered for this account is based on the balance specified above. This interest rate will be applied to the account and visible in Internet Banking 1-2 business days following receipt of funds. The interest rate adjustment may not be applied to the Term Deposit if the account is under or over funded.

\* This rate may no longer be available if you make any changes to this maturity instruction during the Grace Period (via Customer Contact Centre, Branch, or Internet Banking).

\*\* If you withdraw your funds prior to maturity, we may recalculate the interest at a reduced rate.

**Done**

**[Contact Us](#)   [FAQs](#)   [Top](#)**

© St.George Bank - A Division of Westpac Banking Corporation ABN 33 007 457 141 AFSL and Australian credit licence 233714

# Term Deposit Automatic Renewal Certificate

Date: 28th April 2022

**St.George**  
A Division of Westpac Banking Corporation  
ABN 33 007 457 141  
AFSL and Australian credit licence 233714  
Fixed Terms - IBN 30  
GPO Box 3433  
**SYDNEY NSW 2001**  
Customer Enquiries: 133 700



JUNKO STRATTON ATF  
JUNKO STRATTON SUPER FUND  
PO BOX 446  
NORTHBRIDGE NSW 1560

## Account Details

---

Number: 000 0356635103  
Title: JUNKO STRATTON ATF  
JUNKO STRATTON SUPER FUND

---

**If you have made changes before receiving this certificate, please disregard this certificate. A new certificate confirming your recent changes will be mailed to you soon.**

## Investment Details

---

|                            |                    |
|----------------------------|--------------------|
| Deposit Amount             | \$90,162.53        |
| Interest Rate              | 0.25% pa           |
| Term                       | 10 Months          |
| Open Date                  | 28 Apr 2022        |
| Maturity Date              | 28 Feb 2023        |
| Interest Payment Frequency | At Maturity        |
| Interest Payment Method    | Added to Principal |

Please keep this certificate if you are happy to rollover your Term Deposit without making any changes to the balance, term, interest payment frequency or the interest rate quoted.

On maturity of this Term Deposit, we will send you a letter containing the details of the interest earned. At the same time we will request your instructions for renewal, reinvestment or withdrawal of the amount invested.

Please note: if applicable to the duration of the term and/or the interest payment frequency that applies to your Term Deposit, an end of financial year statement will be sent to you to assist you in preparing your tax return.

In the meantime, if there's anything else you need, please visit your closest St.George branch, or simply call a GOLD Personal Banker on 133 700 between 8am-8pm, Monday to Saturday (Eastern Standard Time). Alternatively, at [stgeorge.com.au](http://stgeorge.com.au) you will find helpful information and tools to help you make the most of your banking.

### **Complaints**

If you have a complaint, contact our dedicated Customer Solutions team on 13 33 30 for Personal Banking or 133 800 for Business Banking. Alternatively, you can write to us at St.George Customer Solutions, Reply Paid 5265, Sydney NSW 2001. If an issue has not been resolved to your satisfaction, you can lodge a complaint with the Australian Financial Complaints Authority (AFCA). AFCA provides fair and independent financial services complaint resolution that is free to consumers.

Online: [www.afca.org.au](http://www.afca.org.au)

Email: [info@afca.org.au](mailto:info@afca.org.au)

Phone: 1800 931 678

Mail: Australian Financial Complaints Authority GPO Box 3 Melbourne VIC 3001.

11 April 2022

St.George  
A Division of Westpac Banking Corporation  
ABN 33 007 547 141 AFSL 233714  
Fixed Terms - IBN 30  
GPO Box 3433, Sydney, NSW 2001  
Customer Enquiries: 13 33 30



00180/007

JUNKO STRATTON ATF  
JUNKO STRATTON SUPER FUND  
PO BOX 446  
NORTHBRIDGE NSW 1560

## Your Term Deposit matures soon.

**Term Deposit account number: 0000356635103**

Dear Junko Stratton Atf Junko Stratton Super Fund,

Your Term Deposit matures on 28 Apr 2022, so now is a good time to think about what you'd like to do at maturity.

### Your current Term Deposit summary

|                            |             |
|----------------------------|-------------|
| Principal amount           | \$89,885.53 |
| Open date                  | 28 Jun 2021 |
| Maturity date              | 28 Apr 2022 |
| Interest rate              | 0.37% pa    |
| Term                       | 10 Months   |
| Interest payment frequency | At Maturity |
| Grace Period Start Date    | 28 Apr 2022 |
| Grace Period End Date      | 12 May 2022 |

### What happens next?

We'll send you a notice no later than two business days after the maturity date to inform you the applicable interest rate for the new Term Deposit.

You will have 14 days (called the Grace Period!) from the maturity date to withdraw or transfer the funds of your Term Deposit without incurring a fee or a reduction in your interest return. If we don't hear from you, you have given consent for us to automatically reinvest your principal and any undisbursed interest into a new Term Deposit, for the same term and interest payment frequency.

If you do let your Term Deposit automatically roll over, it may be reinvested at **a lower rate than the current interest rate**. There may be another product available with a similar term and a higher interest rate. If you contact us at maturity, we can check whether you're eligible for a special rate.

If you wish to withdraw or transfer your funds after the Grace Period<sup>1</sup>, we have the discretion to delay the withdrawal or transfer until the end of the 31 days' notice period (unless we determine you are in financial difficulty), but not beyond the maturity date of the new Term Deposit.



## Managing your Term Deposit online is easier than ever.

Simply logon to get started – no need to call or visit a branch.



### Have complete control.

No need to wait until maturity, you can check or change maturity instructions online during the life of your Term Deposit.



### Manage it all on the go.

View and control all your account details wherever you are, whenever you need.



### Bank Confidently.

Rest assured with St George's Internet Banking Security guarantee.

Find out more at [stgeorge.com.au/renew](http://stgeorge.com.au/renew)

## Not yet registered for Internet Banking?

It only takes a few minutes. Ask us in branch today or call 133 700 or register online. Read the Internet Banking Terms and Conditions available at [stgeorge.com.au](http://stgeorge.com.au) before deciding.

### Is a Term Deposit the account that best suits your needs?

Term Deposits have been designed for people who wish to deposit a specific amount and be paid a fixed rate of interest over a fixed period of time of their choice, and who do not need immediate access to their funds during that time.

If you have different needs, please talk to us about other options you can take at maturity, including, varying your term deposit, withdrawing funds or changing to another product. Help is available by logging into Online Banking, calling us or visiting a branch, which can be found at [stgeorge.com.au/locator/](http://stgeorge.com.au/locator/).

### If you have any questions.



If you have any further questions you can call us on 133 700 (+61 2 9155 7800 if overseas). Otherwise drop into your nearest branch to talk to us today.

Thanks for choosing St.George.

### The St.George Term Deposit team

### Things you should know.

1. Grace Period means the period of 14 days from the maturity date of your term deposit. If the last day of that 14-day period falls on a Sunday or a national public holiday, the Grace Period will end on the immediately preceding Saturday or business day - whichever is first.

You'll need to give us 31 days' notice to access the funds before maturity, unless we determine you are in financial difficulty. If you withdraw the funds early, we may recalculate all interest paid or to be paid on your Term Deposit at a reduced rate, and you may lose any interest accrued.

St.George Term Deposits Terms and Conditions apply and are available from [stgeorge.com.au](http://stgeorge.com.au), by visiting a branch, or by calling us on 133 700 (+61 2 9155 7800 if overseas). Please refer to the 'Term Deposits Terms and Conditions and General Information' booklet and the Important Information Document for further information, including the consent you have provided to automatically reinvest your Term Deposit (unless you advise us otherwise before or during the Grace Period).

Current interest rate information is also available on our website or by contacting us.

13 May 2022

St.George  
A Division of Westpac Banking Corporation  
ABN 33 007 547 141 AFSL 233714  
Fixed Terms - IBN 30  
GPO Box 3433, Sydney, NSW 2001  
Customer Enquiries: 13 33 30



00116/007

JUNKO STRATTON ATF  
JUNKO STRATTON SUPER FUND  
PO BOX 446  
NORTHBRIDGE NSW 1560

## Your Term Deposit renewal notification.

**Term Deposit account number: 0000356635103**

Dear Junko Stratton Atf Junko Stratton Super Fund,

Thank you for renewing your Term Deposit. The details of your account and the dates you need to be aware of are below.

### Your current Term Deposit summary

|                            |                    |
|----------------------------|--------------------|
| Principal amount           | \$90,162.53        |
| Open date                  | 28 Apr 2022        |
| Maturity date              | 28 Jul 2022        |
| Interest rate              | 0.34% pa           |
| Term                       | 3 Months           |
| Interest payment frequency | At Maturity        |
| Interest payment method    | Added to Principal |

### What happens next?

Unless you advise us otherwise, we will automatically reinvest the principal and any undisbursed interest for the same term and interest payment frequency at the standard interest rate applicable on the day of maturity. You will, however, have 14 days (called the Grace Period<sup>1</sup>) beginning on the maturity date to tell us what you'd like to do.

If you do let your Term Deposit automatically reinvest, it may be reinvested at **a lower rate than the current interest rate**. There may be another product available with a similar term and a higher interest rate. If you contact us at maturity, we can check whether you're eligible for a special rate.

Note: you'll need to give us 31 days' notice to access the funds before maturity, unless we determine you are in financial difficulty. If you withdraw the funds early, we may recalculate all interest paid or to be paid on your Term Deposit at a reduced rate, and you may lose any interest accrued.

## Managing your Term Deposit online is easier than ever.

Simply logon to get started – no need to call or visit a branch.



### Have complete control.

No need to wait until maturity, you can check or change maturity instructions online during the life of your Term Deposit.



### Manage it all on the go.

View and control all your account details wherever you are, whenever you need.



### Bank Confidently.

Rest assured with St George's Internet Banking Security guarantee.

Find out more at [stgeorge.com.au/renew](http://stgeorge.com.au/renew)

## Not yet registered for Internet Banking?

It only takes a few minutes. Ask us in branch today or call 133 700 or register online. Read the Internet Banking Terms and Conditions available at [stgeorge.com.au](http://stgeorge.com.au) before deciding.

### Is a Term Deposit the account that best suits your needs?

Term Deposits have been designed for people who wish to deposit a specific amount and be paid a fixed rate of interest over a fixed period of time of their choice, and who do not need immediate access to their funds during that time.

If you have different needs, please talk to us about other options you can take at maturity, including, varying your term deposit, withdrawing funds or changing to another product. Help is available by logging into Online Banking, calling us or visiting a branch, which can be found at [stgeorge.com.au/locator/](http://stgeorge.com.au/locator/).

### If you have any questions.



If you have any further questions you can call us on 133 700 (+61 2 9155 7800 if overseas). Otherwise drop into your nearest branch to talk to us today.

Thanks for choosing St.George.

### The St.George Term Deposit team

### Things you should know.

You'll need to give us 31 days' notice to access the funds before maturity, except in cases of hardship as defined by us. If you withdraw the funds early, we may recalculate all interest paid or to be paid on your Term Deposit at a reduced rate, and you may lose any interest accrued.

Please refer to the 'Term Deposits Terms and Conditions and General Information' booklet and the Important Information Document for further information, including the consent you have provided to automatically reinvest your Term Deposit (unless you advise us otherwise during the Grace Period).

# 76550 - Plant and Equipment (at written down value) - Unitised

2022 Financial Year

Preparer Desiree Yutuc

Reviewer Steven Lee

Status Completed

| Account Code         | Description            | CY Units        | CY Balance        | LY Units        | LY Balance        | Change |
|----------------------|------------------------|-----------------|-------------------|-----------------|-------------------|--------|
| JUNKK001_COMPUTERVAI | Computer vaio VGN-FW51 | 1.000000        |                   | 1.000000        |                   | 0%     |
| <b>TOTAL</b>         |                        | <b>CY Units</b> | <b>CY Balance</b> | <b>LY Units</b> | <b>LY Balance</b> |        |
|                      |                        | 1.000000        |                   | 1.000000        |                   |        |

## Supporting Documents

○ Investment Movement Report [Report](#)

## Standard Checklist

- Attach Investment Movement Report
- Attach relevant Statements and Source Documentation
- Ensure all Investments are valued correctly at June 30
- Ensure the investment is in accordance with the fund's investment strategy
- Ensure the investment is in accordance with the SIS Act

# JUNKO STRATTON SUPER FUND

## Investment Movement Report

As at 30 June 2022

| Investment  | Opening Balance |                   | Additions |                  | Disposals |                    |                          | Closing Balance |                   |                   |
|---|-----------------|-------------------|-----------|------------------|-----------|--------------------|--------------------------|-----------------|-------------------|-------------------|
|   | Units           | Cost              | Units     | Cost             | Units     | Cost               | Accounting Profit/(Loss) | Units           | Cost              | Market Value      |
| <b>Bank Accounts</b>  |                 |                   |           |                  |           |                    |                          |                 |                   |                   |
| ANZ Bank Account  |                 | 3,422.15          |           | 2,742.26         |           | (2,971.45)         |                          |                 | 3,192.96          | 3,192.96          |
| ANZ ETrade ***972   |                 | 84,243.09         |           | 48,216.42        |           | (57,262.05)        |                          |                 | 75,197.46         | 75,197.46         |
|   |                 | <b>87,665.24</b>  |           | <b>50,958.68</b> |           | <b>(60,233.50)</b> |                          |                 | <b>78,390.42</b>  | <b>78,390.42</b>  |
| <b>Fixed Interest Securities (Australian) - Unitised</b>      |                 |                   |           |                  |           |                    |                          |                 |                   |                   |
| JUNKK001_STGEORGE103 - St George Term Deposit ***103          | 89,885.53       | 89,885.53         | 277.00    | 277.00           |           |                    |                          | 90,162.53       | 90,162.53         | 90,162.53         |
| JUNKK001_STGEOREGET5 - St George Term Deposit ***181          | 686,936.48      | 686,936.48        | 5,976.35  | 5,976.35         |           |                    |                          | 692,912.83      | 692,912.83        | 692,912.83        |
|   |                 | <b>776,822.01</b> |           | <b>6,253.35</b>  |           |                    |                          |                 | <b>783,075.36</b> | <b>783,075.36</b> |
| <b>Plant and Equipment (at written down value) - Unitised</b> |                 |                   |           |                  |           |                    |                          |                 |                   |                   |
| JUNKK001_COMPUTERVAI - Computer vaio VGN-FW51                 | 1.00            | 470.48            |           |                  |           |                    |                          | 1.00            | 470.48            | 0.00              |
|   |                 | <b>470.48</b>     |           |                  |           |                    |                          |                 | <b>470.48</b>     | <b>0.00</b>       |
| <b>Shares in Listed Companies (Australian)</b>                |                 |                   |           |                  |           |                    |                          |                 |                   |                   |
| AGL.AXW - AGL Energy Limited.                                 | 400.00          | 7,919.95          |           |                  |           |                    |                          | 400.00          | 7,919.95          | 3,300.00          |
| AMP.AX - AMP Limited  | 5,750.00        | 13,619.95         |           |                  |           |                    |                          | 5,750.00        | 13,619.95         | 5,491.25          |
| ATL.AX - Apollo Tourism & Leisure Ltd                         |                 |                   | 10,000.00 | 5,519.95         |           |                    |                          | 10,000.00       | 5,519.95          | 3,800.00          |

# JUNKO STRATTON SUPER FUND

## Investment Movement Report

As at 30 June 2022

| Investment   | Opening Balance |           | Additions  |           | Disposals  |             |                          | Closing Balance |           |              |
|--|-----------------|-----------|------------|-----------|------------|-------------|--------------------------|-----------------|-----------|--------------|
|  | Units           | Cost      | Units      | Cost      | Units      | Cost        | Accounting Profit/(Loss) | Units           | Cost      | Market Value |
| AZJ.AX - Aurizon Holdings Limited                        | 4,285.00        | 10,000.00 |            |           |            |             |                          | 4,285.00        | 10,000.00 | 16,283.00    |
| ANZ.AX - Australia And New Zealand Banking Group Limited |                 |           | 380.00     | 9,512.35  |            |             |                          | 380.00          | 9,512.35  | 8,371.40     |
| API.AX - Australian Pharmaceutical Industries Limited    | 6,600.00        | 9,127.95  |            |           | (6,600.00) | (9,127.95)  | 615.10                   |                 | 0.00      |              |
| BHP.AX - BHP Group Limited                               |                 |           | 400.00     | 14,415.95 | (400.00)   | (14,415.95) | 5,510.10                 |                 | 0.00      |              |
| BUD.AX - Buddy Technologies Ltd                          |                 |           | 250,000.00 | 4,019.95  |            |             |                          | 250,000.00      | 4,019.95  | 1,500.00     |
| CLH.AX - Collection House Limited                        |                 |           | 20,000.00  | 3,319.95  |            |             |                          | 20,000.00       | 3,319.95  | 1,360.00     |
| CBA.AXW - Commonwealth Bank Of Australia.                | 200.00          | 14,249.95 | 110.00     | 11,129.95 |            |             |                          | 310.00          | 25,379.90 | 28,017.80    |
| IAG.AX - Insurance Australia Group Limited               | 1,367.00        | 7,235.64  |            |           | (1,367.00) | (7,235.64)  | 126.21                   |                 | 0.00      |              |
| NAB.AX - National Australia Bank Limited                 | 476.00          | 11,509.60 |            |           |            |             |                          | 476.00          | 11,509.60 | 13,037.64    |
| ORG.AXW - Origin Energy Limited                          | 1,729.00        | 11,874.95 |            |           | (1,729.00) | (11,874.95) | (4,114.40)               |                 | 0.00      |              |
| PTM.AX - Platinum Asset Management Limited               | 2,000.00        | 8,419.95  |            |           |            |             |                          | 2,000.00        | 8,419.95  | 3,480.00     |
| TLS.AX - Telstra Corporation Limited.                    | 4,600.00        | 17,464.90 |            |           |            |             |                          | 4,600.00        | 17,464.90 | 17,710.00    |

**JUNKO STRATTON SUPER FUND**  
**Investment Movement Report**

As at 30 June 2022

| Investment                                      | Opening Balance |                   | Additions |                   | Disposals |                     |                          | Closing Balance |                   | Market Value      |
|---|-----------------|-------------------|-----------|-------------------|-----------|---------------------|--------------------------|-----------------|-------------------|-------------------|
|   | Units           | Cost              | Units     | Cost              | Units     | Cost                | Accounting Profit/(Loss) | Units           | Cost              |                   |
|   |                 | 111,422.84        |           | 47,918.10         |           | (42,654.49)         | 2,137.01                 |                 | 116,686.45        | 102,351.09        |
| <b>Units in Listed Unit Trusts (Australian)</b> |                 |                   |           |                   |           |                     |                          |                 |                   |                   |
| MGR.AX - Mirvac Group - Stapled Securities      |                 |                   | 3,700.00  | 9,343.95          |           |                     |                          | 3,700.00        | 9,343.95          | 7,307.50          |
| VAS.AX - Vngd Aus Shares                        | 110.00          | 9,369.95          |           |                   |           |                     |                          | 110.00          | 9,369.95          | 9,212.50          |
|   |                 | <b>9,369.95</b>   |           | <b>9,343.95</b>   |           |                     |                          |                 | <b>18,713.90</b>  | <b>16,520.00</b>  |
|   |                 | <b>985,750.52</b> |           | <b>114,474.08</b> |           | <b>(102,887.99)</b> | <b>2,137.01</b>          |                 | <b>997,336.61</b> | <b>980,336.87</b> |

## 77600 - Shares in Listed Companies (Australian)

2022 Financial Year

Preparer Desiree Yutuc

Reviewer Steven Lee

Status Completed

| Account Code | Description                                     | CY Units      | CY Balance  | LY Units    | LY Balance  | Change   |
|--------------|---|---------------|-------------|-------------|-------------|----------|
| AGL.AXW      | AGL Energy Limited.                             | 400.000000    | \$3,300.00  | 400.000000  | \$3,280.00  | 0.61%    |
| AMP.AX       | AMP Limited                                     | 5750.000000   | \$5,491.25  | 5750.000000 | \$6,468.75  | (15.11)% |
| ANZ.AX       | Australia And New Zealand Banking Group Limited | 380.000000    | \$8,371.40  | 0.000000    |             | 100%     |
| API.AX       | Australian Pharmaceutical Industries Limited    | 0.000000      |             | 6600.000000 | \$7,359.00  | 100%     |
| ATL.AX       | Apollo Tourism & Leisure Ltd                    | 10000.000000  | \$3,800.00  |             |             | 100%     |
| AZJ.AX       | Aurizon Holdings Limited                        | 4285.000000   | \$16,283.00 | 4285.000000 | \$15,940.20 | 2.15%    |
| BHP.AX       | BHP Group Limited                               | 0.000000      |             | 0.000000    |             | 0%       |
| BUD.AX       | Buddy Technologies Ltd                          | 250000.000000 | \$1,500.00  |             |             | 100%     |
| CBA.AXW      | Commonwealth Bank Of Australia.                 | 310.000000    | \$28,017.80 | 200.000000  | \$19,974.00 | 40.27%   |
| CLH.AX       | Collection House Limited                        | 20000.000000  | \$1,360.00  |             |             | 100%     |
| IAG.AX       | Insurance Australia Group Limited               | 0.000000      |             | 1367.000000 | \$7,053.72  | 100%     |
| NAB.AX       | National Australia Bank Limited                 | 476.000000    | \$13,037.64 | 476.000000  | \$12,480.72 | 4.46%    |
| ORG.AXW      | Origin Energy Limited                           | 0.000000      |             | 1729.000000 | \$7,797.79  | 100%     |



| Account Code | Description                       | CY Units        | CY Balance        | LY Units        | LY Balance        | Change   |
|--------------|-----------------------------------|-----------------|-------------------|-----------------|-------------------|----------|
| PTM.AX       | Platinum Asset Management Limited | 2000.000000     | \$3,480.00        | 2000.000000     | \$9,820.00        | (64.56)% |
| TLS.AX       | Telstra Corporation Limited.      | 4600.000000     | \$17,710.00       | 4600.000000     | \$17,296.00       | 2.39%    |
| <b>TOTAL</b> |                                   | <b>CY Units</b> | <b>CY Balance</b> | <b>LY Units</b> | <b>LY Balance</b> |          |
|              |                                   | 298201.000000   | \$102,351.09      | 27407.000000    | \$107,470.18      |          |

### Supporting Documents

- Balance Review Report [Report](#)
- Investment Movement Report [Report](#)
- 2022 ANZ\_portfolio report.pdf
- ANZ\_stats\_02.pdf

### Standard Checklist

- Attach Balance Review Report
- Attach copies of HIN/SRN or Chess Statements, Broker Statements, Contract Notes Corporate Action documentation and any other relevant Source Documentation
- Attach Investment Movement Report
- Ensure all Investments are valued correctly at June 30
- Ensure the investment is in accordance with the Fund's investment strategy

# JUNKO STRATTON SUPER FUND

## Balance Review Report

As at 30 June 2022

| Investment Code          | Investment Name   | Holding Reference | Third Party Data   |              |                | BGL Ledger   | Variance            |
|--------------------------|---|-------------------|--------------------|--------------|----------------|--------------|---------------------|
|                          |   |                   | Data Feed Provider | Balance Date | Balance Amount | Balance      |                     |
| <b>60400</b>             | <b>Bank Accounts</b>  |                   |                    |              |                |              |                     |
| ANZ480118525             | ANZ Bank Account  |                   |                    |              |                | 3,192.96     |                     |
| ANZ253285972             | ANZ ETrade ***972   |                   |                    |              |                | 75,197.46    |                     |
| <b>72450</b>             | <b>Fixed Interest Securities (Australian) - Unitised</b>      |                   |                    |              |                |              |                     |
| JUNKK001_STGE<br>ORGE103 | St George Term Deposit ***103                                 |                   |                    |              |                | 90,162.5300  |                     |
| JUNKK001_STGE<br>OREGET5 | St George Term Deposit ***181                                 |                   |                    |              |                | 692,912.8300 |                     |
| <b>76550</b>             | <b>Plant and Equipment (at written down value) - Unitised</b> |                   |                    |              |                |              |                     |
| JUNKK001_COMP<br>UTERVAI | Computer vaio VGN-FW51  |                   |                    |              |                | 1.0000       |                     |
| <b>77600</b>             | <b>Shares in Listed Companies (Australian)</b>                |                   |                    |              |                |              |                     |
| AGL.AX                   | AGL Energy Limited.   |                   |                    |              | Setup          | 400.0000     | <b>400.0000</b>     |
| AMP.AX                   | AMP Limited   |                   |                    |              | Setup          | 5,750.0000   | <b>5,750.0000</b>   |
| ATL.AX                   | Apollo Tourism & Leisure Ltd                                  |                   |                    |              | Setup          | 10,000.0000  | <b>10,000.0000</b>  |
| AZJ.AX                   | Aurizon Holdings Limited                                      |                   |                    |              | Setup          | 4,285.0000   | <b>4,285.0000</b>   |
| ANZ.AX                   | Australia And New Zealand Banking Group Limited               |                   |                    |              | Setup          | 380.0000     | <b>380.0000</b>     |
| BUD.AX                   | Buddy Technologies Ltd  |                   |                    |              | Setup          | 250,000.0000 | <b>250,000.0000</b> |
| CLH.AX                   | Collection House Limited                                      |                   |                    |              | Setup          | 20,000.0000  | <b>20,000.0000</b>  |
| CBA.AX                   | Commonwealth Bank Of Australia.                               |                   |                    |              | Setup          | 310.0000     | <b>310.0000</b>     |
| NAB.AX                   | National Australia Bank Limited                               |                   |                    |              | Setup          | 476.0000     | <b>476.0000</b>     |
| PTM.AX                   | Platinum Asset Management Limited                             |                   |                    |              | Setup          | 2,000.0000   | <b>2,000.0000</b>   |

# JUNKO STRATTON SUPER FUND

## Balance Review Report

As at 30 June 2022

| Investment Code | Investment Name                                 | Holding Reference | Third Party Data   |              |                | BGL Ledger | Variance          |
|-----------------|---|-------------------|--------------------|--------------|----------------|------------|-------------------|
|                 |   |                   | Data Feed Provider | Balance Date | Balance Amount | Balance    |                   |
| TLS.AX          | Telstra Corporation Limited.                    |                   |                    |              | Setup          | 4,600.0000 | <b>4,600.0000</b> |
| <b>78200</b>    | <b>Units in Listed Unit Trusts (Australian)</b> |                   |                    |              |                |            |                   |
| MGR.AX          | Mirvac Group - Stapled Securities               |                   |                    |              | Setup          | 3,700.0000 | <b>3,700.0000</b> |
| VAS.AX          | Vngd Aus Shares                                 |                   |                    |              | Setup          | 110.0000   | <b>110.0000</b>   |

# JUNKO STRATTON SUPER FUND

## Investment Movement Report

As at 30 June 2022

| Investment  | Opening Balance |                   | Additions |                  | Disposals |                    |                          | Closing Balance |                   |                   |
|---|-----------------|-------------------|-----------|------------------|-----------|--------------------|--------------------------|-----------------|-------------------|-------------------|
|   | Units           | Cost              | Units     | Cost             | Units     | Cost               | Accounting Profit/(Loss) | Units           | Cost              | Market Value      |
| <b>Bank Accounts</b>  |                 |                   |           |                  |           |                    |                          |                 |                   |                   |
| ANZ Bank Account  |                 | 3,422.15          |           | 2,742.26         |           | (2,971.45)         |                          |                 | 3,192.96          | 3,192.96          |
| ANZ ETrade ***972   |                 | 84,243.09         |           | 48,216.42        |           | (57,262.05)        |                          |                 | 75,197.46         | 75,197.46         |
|   |                 | <b>87,665.24</b>  |           | <b>50,958.68</b> |           | <b>(60,233.50)</b> |                          |                 | <b>78,390.42</b>  | <b>78,390.42</b>  |
| <b>Fixed Interest Securities (Australian) - Unitised</b>      |                 |                   |           |                  |           |                    |                          |                 |                   |                   |
| JUNKK001_STGEORGE103 - St George Term Deposit ***103          | 89,885.53       | 89,885.53         | 277.00    | 277.00           |           |                    |                          | 90,162.53       | 90,162.53         | 90,162.53         |
| JUNKK001_STGEOREGET5 - St George Term Deposit ***181          | 686,936.48      | 686,936.48        | 5,976.35  | 5,976.35         |           |                    |                          | 692,912.83      | 692,912.83        | 692,912.83        |
|   |                 | <b>776,822.01</b> |           | <b>6,253.35</b>  |           |                    |                          |                 | <b>783,075.36</b> | <b>783,075.36</b> |
| <b>Plant and Equipment (at written down value) - Unitised</b> |                 |                   |           |                  |           |                    |                          |                 |                   |                   |
| JUNKK001_COMPUTERVAI - Computer vaio VGN-FW51                 | 1.00            | 470.48            |           |                  |           |                    |                          | 1.00            | 470.48            | 0.00              |
|   |                 | <b>470.48</b>     |           |                  |           |                    |                          |                 | <b>470.48</b>     | <b>0.00</b>       |
| <b>Shares in Listed Companies (Australian)</b>                |                 |                   |           |                  |           |                    |                          |                 |                   |                   |
| AGL.AXW - AGL Energy Limited.                                 | 400.00          | 7,919.95          |           |                  |           |                    |                          | 400.00          | 7,919.95          | 3,300.00          |
| AMP.AX - AMP Limited  | 5,750.00        | 13,619.95         |           |                  |           |                    |                          | 5,750.00        | 13,619.95         | 5,491.25          |
| ATL.AX - Apollo Tourism & Leisure Ltd                         |                 |                   | 10,000.00 | 5,519.95         |           |                    |                          | 10,000.00       | 5,519.95          | 3,800.00          |

# JUNKO STRATTON SUPER FUND

## Investment Movement Report

As at 30 June 2022

| Investment   | Opening Balance |           | Additions  |           | Disposals  |             |                          | Closing Balance |           |              |
|--|-----------------|-----------|------------|-----------|------------|-------------|--------------------------|-----------------|-----------|--------------|
|  | Units           | Cost      | Units      | Cost      | Units      | Cost        | Accounting Profit/(Loss) | Units           | Cost      | Market Value |
| AZJ.AX - Aurizon Holdings Limited                        | 4,285.00        | 10,000.00 |            |           |            |             |                          | 4,285.00        | 10,000.00 | 16,283.00    |
| ANZ.AX - Australia And New Zealand Banking Group Limited |                 |           | 380.00     | 9,512.35  |            |             |                          | 380.00          | 9,512.35  | 8,371.40     |
| API.AX - Australian Pharmaceutical Industries Limited    | 6,600.00        | 9,127.95  |            |           | (6,600.00) | (9,127.95)  | 615.10                   |                 | 0.00      |              |
| BHP.AX - BHP Group Limited                               |                 |           | 400.00     | 14,415.95 | (400.00)   | (14,415.95) | 5,510.10                 |                 | 0.00      |              |
| BUD.AX - Buddy Technologies Ltd                          |                 |           | 250,000.00 | 4,019.95  |            |             |                          | 250,000.00      | 4,019.95  | 1,500.00     |
| CLH.AX - Collection House Limited                        |                 |           | 20,000.00  | 3,319.95  |            |             |                          | 20,000.00       | 3,319.95  | 1,360.00     |
| CBA.AXW - Commonwealth Bank Of Australia.                | 200.00          | 14,249.95 | 110.00     | 11,129.95 |            |             |                          | 310.00          | 25,379.90 | 28,017.80    |
| IAG.AX - Insurance Australia Group Limited               | 1,367.00        | 7,235.64  |            |           | (1,367.00) | (7,235.64)  | 126.21                   |                 | 0.00      |              |
| NAB.AX - National Australia Bank Limited                 | 476.00          | 11,509.60 |            |           |            |             |                          | 476.00          | 11,509.60 | 13,037.64    |
| ORG.AXW - Origin Energy Limited                          | 1,729.00        | 11,874.95 |            |           | (1,729.00) | (11,874.95) | (4,114.40)               |                 | 0.00      |              |
| PTM.AX - Platinum Asset Management Limited               | 2,000.00        | 8,419.95  |            |           |            |             |                          | 2,000.00        | 8,419.95  | 3,480.00     |
| TLS.AX - Telstra Corporation Limited.                    | 4,600.00        | 17,464.90 |            |           |            |             |                          | 4,600.00        | 17,464.90 | 17,710.00    |

**JUNKO STRATTON SUPER FUND**  
**Investment Movement Report**

As at 30 June 2022

| Investment                                      | Opening Balance |                   | Additions |                   | Disposals |                     |                          | Closing Balance |                   | Market Value      |
|---|-----------------|-------------------|-----------|-------------------|-----------|---------------------|--------------------------|-----------------|-------------------|-------------------|
|   | Units           | Cost              | Units     | Cost              | Units     | Cost                | Accounting Profit/(Loss) | Units           | Cost              |                   |
|   |                 | 111,422.84        |           | 47,918.10         |           | (42,654.49)         | 2,137.01                 |                 | 116,686.45        | 102,351.09        |
| <b>Units in Listed Unit Trusts (Australian)</b> |                 |                   |           |                   |           |                     |                          |                 |                   |                   |
| MGR.AX - Mirvac Group - Stapled Securities      |                 |                   | 3,700.00  | 9,343.95          |           |                     |                          | 3,700.00        | 9,343.95          | 7,307.50          |
| VAS.AX - Vngd Aus Shares                        | 110.00          | 9,369.95          |           |                   |           |                     |                          | 110.00          | 9,369.95          | 9,212.50          |
|   |                 | <b>9,369.95</b>   |           | <b>9,343.95</b>   |           |                     |                          |                 | <b>18,713.90</b>  | <b>16,520.00</b>  |
|   |                 | <b>985,750.52</b> |           | <b>114,474.08</b> |           | <b>(102,887.99)</b> | <b>2,137.01</b>          |                 | <b>997,336.61</b> | <b>980,336.87</b> |

## Portfolio

[Export](#) ▾**Portfolio Value** AUD \$16,283.00

| <b>Holdings</b> ▲  | <b>Quantity</b> | <b>Price</b>           | <b>Market Value</b> |                                |
|--|-----------------|------------------------|---------------------|--------------------------------|
| AURIZON<br>HOLDINGS<br>LIMITED (AZJ)<br>ORDINARY<br>FULLY PAID<br>SHARES | 4,285           | \$3.80 ▶<br>30/06/2022 | \$16,283.00         | <a href="#">View Details</a> ▾ |

All pricing data is delayed by at least 20 minutes. **Market Data Provider**







# SHARE INVESTING

MRS JUNKO STRATTON + MR KENNETH ARTHUR STRATTON <JUNKO STRATTON S/FUND A/C>

PO BOX 446

NORTHBRIDGE NSW 1560

AUSTRALIA

## Portfolio Report

At close of business: 01/07/2022

Trading Account Number: 3206323

### Domestic Equities Report

| Security code | Sector                 | Company name                                    | Quantity | Last Price | Average Cost AUD | Cost Value AUD | Market Value AUD  | Gain/loss AUD | Gain/loss (%) | (%) of Holdings | Price to earnings* | Earnings per share* | Current dividends (c)* | Franking (%)* | Dividend yield (%)* | FX Rate |
|---------------|------------------------|---|----------|------------|------------------|----------------|-------------------|---------------|---------------|-----------------|--------------------|---------------------|------------------------|---------------|---------------------|---------|
| AGL           | Utilities              | AGL ENERGY LIMITED.                             | 400      | 8.250      | 19.80            | 7,919.95       | 3,300.000         | -4,619.95     | -58.33%       | 3.22%           | 6.686              | 1.234               | 50.00                  | 0.00%         | 6.06                |         |
| AMP           | Financial              | AMP LIMITED                                     | 5,750    | 0.955      | 1.32             | 7,600.00       | 5,491.250         | -2,108.75     | -27.75%       | 5.35%           |                    | -0.076              | 0.00                   | 100.00%       | 0.00                |         |
| ANZ           | Financial              | AUSTRALIA AND NEW ZEALAND BANKING GROUP LIMITED | 380      | 22.030     | 25.03            | 9,512.35       | 8,371.400         | -1,140.95     | -11.99%       | 8.16%           | 9.213              | 2.391               | 144.00                 | 100.00%       | 6.54                |         |
| ATL           | Consumer Discretionary | APOLLO TOURISM & LEISURE LTD                    | 10,000   | 0.380      | 0.55             | 5,519.95       | 3,800.000         | -1,719.95     | -31.16%       | 3.70%           |                    | -0.067              | 0.00                   | 0.00%         | 0.00                |         |
| BUD           | Consumer Discretionary | BUDDY TECHNOLOGIES LTD                          | 250,000  | 0.006      | 0.02             | 4,019.95       | 1,500.000         | -2,519.95     | -62.69%       | 1.46%           |                    | -0.014              | 0.00                   | 0.00%         | 0.00                |         |
| CBA           | Financial              | COMMONWEALTH BANK OF AUSTRALIA.                 | 310      | 90.380     | 81.77            | 25,349.95      | 28,017.800        | 2,667.85      | 10.52%        | 27.31%          | 18.105             | 4.992               | 375.00                 | 100.00%       | 4.15                |         |
| CLH           | Financial              | COLLECTION HOUSE LIMITED                        | 20,000   | 0.068      | 0.17             | 3,319.95       | 1,360.000         | -1,959.95     | -59.04%       | 1.33%           |                    | -0.606              | 0.00                   | 100.00%       | 0.00                |         |
| MGR           | Real Estate            | MIRVAC GROUP                                    | 3,700    | 1.975      | 2.53             | 9,343.95       | 7,307.500         | -2,036.45     | -21.79%       | 7.12%           | 7.288              | 0.271               | 10.20                  | 0.00%         | 5.16                |         |
| NAB           | Financial              | NATIONAL AUSTRALIA BANK LIMITED                 | 476      | 27.390     | 19.54            | 9,300.00       | 13,037.640        | 3,737.64      | 40.19%        | 12.71%          | 13.150             | 2.083               | 140.00                 | 100.00%       | 5.11                |         |
| PTM           | Financial              | PLATINUM ASSET MANAGEMENT LIMITED               | 2,000    | 1.740      | 4.21             | 8,419.95       | 3,480.000         | -4,939.95     | -58.67%       | 3.39%           | 7.588              | 0.229               | 22.00                  | 100.00%       | 12.64               |         |
| TLS           | Communication Services | TELSTRA CORPORATION LIMITED.                    | 4,600    | 3.850      | 3.79             | 17,420.00      | 17,710.000        | 290.00        | 1.66%         | 17.26%          | 31.301             | 0.123               | 16.00                  | 100.00%       | 4.16                |         |
| VAS           | ASX Internal           | VANGUARD AUSTRALIAN SHARES INDEX ETF            | 110      | 83.750     | 85.18            | 9,369.95       | 9,212.500         | -157.45       | -1.68%        | 8.98%           | 1.465              | 57.162              | 465.61                 | 0.00%         | 5.56                |         |
| <b>Total</b>  |                        |   |          |            |                  |                | <b>102,588.09</b> |               |               |                 |                    |                     |                        |               | <b>4.12</b>         |         |

\* Fundamental data is current data as at 01/07/2022

While every effort has been made to provide you with an accurate transaction summary, we give no warranty of accuracy or reliability and take no responsibility for any errors or omissions including by negligence. You should confirm the information, holdings and valuations contained herein. All prices and values are denominated in AUD unless otherwise indicated. The ANZ Share Investing service is provided by CMC Markets Stockbroking Limited (ABN 69 081 002 851, AFSL 246381), a Participant of the ASX Group (CMC Markets Stockbroking), SSX (Sydney Stock Exchange) and Cboe (Cboe Australia) at the request of Australia and New Zealand Banking Group Limited ABN 11 005 357 522.

Page 2 of 3



# SHARE INVESTING

MRS JUNKO STRATTON + MR KENNETH ARTHUR STRATTON <JUNKO STRATTON S/FUND A/C>

PO BOX 446

NORTHBRIDGE NSW 1560

AUSTRALIA

## Summary

| Description                  | Market Value (AUD) | Income Yield (%) |
|------------------------------|--------------------|------------------|
| Australian Shares            | 102,588.09         | 4.12             |
| International Shares         | 0.00               | N/A              |
| Total Market Value of Shares | 102,588.09         | N/A              |
| Bank Balance                 | 75,471.06          | N/A              |
| <b>Total</b>                 | <b>178,059.15</b>  | <b>N/A</b>       |

## Portfolio Report

At close of business: 01/07/2022

Trading Account Number: 3206323

AZJ 3,800 x 4285 = 16283

While every effort has been made to provide you with an accurate transaction summary, we give no warranty of accuracy or reliability and take no responsibility for any errors or omissions including by negligence. You should confirm the information, holdings and valuations contained herein. All prices and values are denominated in AUD unless otherwise indicated. The ANZ Share Investing service is provided by CMC Markets Stockbroking Limited (ABN 69 081 002 851, AFSL 246381), a Participant of the ASX Group (CMC Markets Stockbroking), SSX (Sydney Stock Exchange) and Cboe (Cboe Australia) at the request of Australia and New Zealand Banking Group Limited ABN 11 005 357 522.



# SHARE INVESTING

MRS JUNKO STRATTON + MR KENNETH ARTHUR STRATTON <JUNKO  
STRATTON S/FUND A/C>  
PO BOX 446  
NORTHBRIDGE NSW 1560

## Trading Account Statement

Period: 01/07/2021 - 30/06/2022

Trading Account Number: 3206323

| AUSTRALIA    |           |                                       | Debit              | Credit             | Balance     |
|--------------|-----------|---------------------------------------|--------------------|--------------------|-------------|
| Date         | Reference | Description                           |                    |                    |             |
| 01/07/2021   |           | Open Balance                          |                    |                    | 0.00        |
| 20/09/2021   | 16253758  | Bght 110 CBA @ 101.0000               | 11,129.95          |                    | 11,129.95   |
| 22/09/2021   | 15260885  | Wdl ANZCIA 012-012 253285972 16253758 |                    | 11,129.95          | 0.00        |
| 22/09/2021   | 16283270  | Sold 6600 API @ 1.4800                |                    | 9,743.05           | 9,743.05Cr  |
| 23/09/2021   | 16301810  | Sold 1729 ORG @ 4.5000                |                    | 7,760.55           | 17,503.60Cr |
| 23/09/2021   | 16304943  | Bght 20000 CLH @ 0.1650               | 3,319.95           |                    | 14,183.65Cr |
| 24/09/2021   | 11555652  | Dep ANZCIA 012-012 253285972 16283270 | 9,743.05           |                    | 4,440.60Cr  |
| 27/09/2021   | 15312396  | Wdl ANZCIA 012-012 253285972 16304943 |                    | 3,319.95           | 7,760.55Cr  |
| 27/09/2021   | 11564342  | Dep ANZCIA 012-012 253285972 16301810 | 7,760.55           |                    | 0.00        |
| 29/09/2021   | 16374371  | Bght 400 BHP @ 35.9900                | 14,415.95          |                    | 14,415.95   |
| 01/10/2021   | 15385601  | Wdl ANZCIA 012-012 253285972 16374371 |                    | 14,415.95          | 0.00        |
| 06/10/2021   | 16479082  | Bght 250000 BUD @ 0.0160              | 4,019.95           |                    | 4,019.95    |
| 08/10/2021   | 15465919  | Wdl ANZCIA 012-012 253285972 16479082 |                    | 4,019.95           | 0.00        |
| 11/10/2021   | 16527124  | Sold 1367 IAG @ 5.4000                |                    | 7,361.85           | 7,361.85Cr  |
| 13/10/2021   | 11683199  | Dep ANZCIA 012-012 253285972 16527124 | 7,361.85           |                    | 0.00        |
| 03/03/2022   | 18251335  | Sold 400 BHP @ 49.8900                |                    | 19,926.05          | 19,926.05Cr |
| 03/03/2022   | 18264038  | Bght 3700 MGR @ 2.5200                | 9,343.95           |                    | 10,582.10Cr |
| 07/03/2022   | 16897752  | Wdl ANZCIA 012-012 253285972 18264038 |                    | 9,343.95           | 19,926.05Cr |
| 07/03/2022   | 12591499  | Dep ANZCIA 012-012 253285972 18251335 | 19,926.05          |                    | 0.00        |
| 07/03/2022   | 18292066  | Bght 10000 ATL @ 0.5500               | 5,519.95           |                    | 5,519.95    |
| 07/03/2022   | 18294715  | Bght 380 ANZ @ 24.9800                | 9,512.35           |                    | 15,032.30   |
| 09/03/2022   | 16930003  | Wdl ANZCIA 012-012 253285972 18292066 |                    | 5,519.95           | 9,512.35    |
| 09/03/2022   | 16930004  | Wdl ANZCIA 012-012 253285972 18294715 |                    | 9,512.35           | 0.00        |
| <b>Total</b> |           |                                       | <b>102,053.550</b> | <b>102,053.550</b> |             |

While every effort has been made to provide you with an accurate transaction summary, we give no warranty of accuracy or reliability and take no responsibility for any errors or omissions including by negligence. You should confirm the information, holdings and valuations contained herein. All prices and values are denominated in AUD unless otherwise indicated. The ANZ Share Investing service is provided by CMC Markets Stockbroking Limited (ABN 69 081 002 851, AFSL 246381), a Participant of the ASX Group (CMC Markets Stockbroking), SSX (Sydney Stock Exchange) and Cboe (Cboe Australia) at the request of Australia and New Zealand Banking Group Limited ABN 11 005 357 522.



# SHARE INVESTING

MRS JUNKO STRATTON + MR KENNETH ARTHUR STRATTON <JUNKO  
STRATTON S/FUND A/C>

PO BOX 446

NORTHBRIDGE NSW 1560

## Confirmations

Period: 01/07/2021 - 30/06/2022

AUSTRALIA

Trading Account Number: 3206323

| Code | Confirmation No. | Type | Trade Date | Settlement Date | Price   | Quantity | Brokerage | GST  | Other fees | Consideration |
|------|------------------|------|------------|-----------------|---------|----------|-----------|------|------------|---------------|
| CBA  | 16253758         | Buy  | 20/09/2021 | 22/09/2021      | 101.000 | 110      | 18.14     | 1.81 | 0.00       | 11,129.95     |
| API  | 16283270         | Sell | 22/09/2021 | 24/09/2021      | 1.480   | 6600     | 22.68     | 2.27 | 0.00       | 9,743.05      |
| ORG  | 16301810         | Sell | 23/09/2021 | 27/09/2021      | 4.500   | 1729     | 18.14     | 1.81 | 0.00       | 7,760.55      |
| CLH  | 16304943         | Buy  | 23/09/2021 | 27/09/2021      | 0.165   | 20000    | 18.14     | 1.81 | 0.00       | 3,319.95      |
| BHP  | 16374371         | Buy  | 29/09/2021 | 01/10/2021      | 35.990  | 400      | 18.14     | 1.81 | 0.00       | 14,415.95     |
| BUD  | 16479082         | Buy  | 06/10/2021 | 08/10/2021      | 0.016   | 250000   | 18.14     | 1.81 | 0.00       | 4,019.95      |
| IAG  | 16527124         | Sell | 11/10/2021 | 13/10/2021      | 5.400   | 1367     | 18.14     | 1.81 | 0.00       | 7,361.85      |
| BHP  | 18251335         | Sell | 03/03/2022 | 07/03/2022      | 49.890  | 400      | 27.23     | 2.72 | 0.00       | 19,926.05     |
| MGR  | 18264038         | Buy  | 03/03/2022 | 07/03/2022      | 2.520   | 3700     | 18.14     | 1.81 | 0.00       | 9,343.95      |
| ATL  | 18292066         | Buy  | 07/03/2022 | 09/03/2022      | 0.550   | 10000    | 18.14     | 1.81 | 0.00       | 5,519.95      |
| ANZ  | 18294715         | Buy  | 07/03/2022 | 09/03/2022      | 24.980  | 380      | 18.14     | 1.81 | 0.00       | 9,512.35      |

While every effort has been made to provide you with an accurate transaction summary, we give no warranty of accuracy or reliability and take no responsibility for any errors or omissions including by negligence. You should confirm the information, holdings and valuations contained herein. All prices and values are denominated in AUD unless otherwise indicated. The ANZ Share Investing service is provided by CMC Markets Stockbroking Limited (ABN 69 061 002 851, AFSL 246381), a Participant of the ASX Group (CMC Markets Stockbroking), SSX (Sydney Stock Exchange) and Cboe (Cboe Australia) at the request of Australia and New Zealand Banking Group Limited ABN 11 005 357 522.

Generated : 01/07/2022 08:06 AM

Page 2 of 6



# SHARE INVESTING

MRS JUNKO STRATTON + MR KENNETH ARTHUR STRATTON <JUNKO STRATTON S/FUND A/C>

PO BOX 446

NORTHBRIDGE NSW 1560

## Holdings

At close of business: 30/06/2022

AUSTRALIA

Trading Account Number: 3206323

| Code         | Company Name                                    | Closing Price | FX Rate | Quantity | Value              |
|--------------|---|---------------|---------|----------|--------------------|
| AGL          | AGL ENERGY LIMITED.                             | 8.250         |         | 400      | 3,300.000          |
| AMP          | AMP LIMITED                                     | 0.955         |         | 5,750    | 5,491.250          |
| ANZ          | AUSTRALIA AND NEW ZEALAND BANKING GROUP LIMITED | 22.030        |         | 380      | 8,371.400          |
| ATL          | APOLLO TOURISM & LEISURE LTD                    | 0.380         |         | 10,000   | 3,800.000          |
| BUD          | BUDDY TECHNOLOGIES LTD                          | 0.006         |         | 250,000  | 1,500.000          |
| CBA          | COMMONWEALTH BANK OF AUSTRALIA.                 | 90.380        |         | 310      | 28,017.800         |
| CLH          | COLLECTION HOUSE LIMITED                        | 0.068         |         | 20,000   | 1,360.000          |
| MGR          | MIRVAC GROUP                                    | 1.975         |         | 3,700    | 7,307.500          |
| NAB          | NATIONAL AUSTRALIA BANK LIMITED                 | 27.390        |         | 476      | 13,037.640         |
| PTM          | PLATINUM ASSET MANAGEMENT LIMITED               | 1.740         |         | 2,000    | 3,480.000          |
| TLS          | TELSTRA CORPORATION LIMITED.                    | 3.850         |         | 4,600    | 17,710.000         |
| VAS          | VANGUARD AUSTRALIAN SHARES INDEX ETF            | 84.160        |         | 110      | 9,257.600          |
| <b>Total</b> |   |               |         |          | <b>102,633.190</b> |

While every effort has been made to provide you with an accurate transaction summary, we give no warranty of accuracy or reliability and take no responsibility for any errors or omissions including by negligence. You should confirm the information, holdings and valuations contained herein. All prices and values are denominated in AUD unless otherwise indicated. The ANZ Share Investing service is provided by CMC Markets Stockbroking Limited (ABN 69 061 002 851; AFSL 246381), a Participant of the ASX Group (CMC Markets Stockbroking), SSX (Sydney Stock Exchange) and Cboe (Cboe Australia) at the request of Australia and New Zealand Banking Group Limited ABN 11 005 357 522.

Page 3 of 6

Generated : 01/07/2022 08:06 AM



# SHARE INVESTING

MRS JUNKO STRATTON + MR KENNETH ARTHUR STRATTON <JUNKO STRATTON S/FUND A/C>

PO BOX 446

NORTHBRIDGE NSW 1560

## International Dividends

Period: 01/07/2021 - 30/06/2022

AUSTRALIA

Trading Account Number: 3206323

| Code         | Pay Date | Ex Date | Holdings at Ex Date | Gross Amount Per Share | Gross Amount | Fees | Tax Withheld | Net Amount | FX Rate | Net Amount (AUD) |
|--------------|----------|---------|---------------------|------------------------|--------------|------|--------------|------------|---------|------------------|
| <b>Total</b> |          |         |                     |                        |              |      |              |            |         | <b>0.00</b>      |

While every effort has been made to provide you with an accurate transaction summary, we give no warranty of accuracy or reliability and take no responsibility for any errors or omissions including by negligence. You should confirm the information, holdings and valuations contained herein. All prices and values are denominated in AUD unless otherwise indicated. The ANZ Share Investing service is provided by CMC Markets Stockbroking Limited (ABN 69 081 032 851, AFSL 246331), a Participant of the ASX Group (CMC Markets Stockbroking), SXX (Sydney Stock Exchange) and Cboe (Cboe Australia) at the request of Australia and New Zealand Banking Group Limited ABN 11 005 357 522.



## Statement Glossary

### Trading Account Statement

The Trading Account Statement displays all transactions processed through the trading account during the reporting period. This may include trade transactions (buying and selling shares) as well as cash movements for settling trades. All prices and values are denominated in AUD unless otherwise indicated.

|                    |   |
|--------------------|---|
| <b>Date</b>        | The date the transaction was processed        |
| <b>Reference</b>   | A unique reference number for the transaction |
| <b>Description</b> | A brief description of the transaction        |
| <b>Debit</b>       | Amount debited from the trading account       |
| <b>Credit</b>      | Amount credited to the trading account        |
| <b>Balance</b>     | A running balance of the trading account      |

### Confirmations

The Confirmations statement lists all equity trade confirmations recorded on the trading account during the reporting period. This is a summary of the information provided to you through email or printed trade confirmations issued on the day of the trade. All prices and values are denominated in AUD unless otherwise indicated.

|                         |   |
|-------------------------|---|
| <b>Code</b>             | The instrument code traded  |
| <b>Confirmation No</b>  | The unique confirmation reference number  |
| <b>Type</b>             | Indicates if the transaction was a Buy or Sell  |
| <b>Trade Date</b>       | The date the trade was recorded   |
| <b>Settlement Date</b>  | The date the transaction was due to settle. This will usually, but not always, be 2 business day after the trade date   |
| <b>Price</b>            | The average price at which the shares were bought or sold   |
| <b>Quantity</b>         | The number of shares bought or sold   |
| <b>Brokerage</b>        | The brokerage charged for the transaction (excluding GST)   |
| <b>GST</b>              | The GST charged for the transaction for brokerage and any other fees  |
| <b>Other Fees</b>       | Any other fees related to the transaction (excluding GST). This may include stamp duty, postage fees, or exchange fees. Please refer to your original confirmation for full details |
| <b>Consideration</b>    | The consideration paid (for buys) or received (for sells) net of brokerage, fees, and GST   |
| <b>Foreign Exchange</b> | For confirmations related to international shares, the foreign exchange rate and price in local currency is displayed   |

### Holdings

The Holdings statement displays all equity positions held at the end of the reporting period.

|                      |  |
|----------------------|--|
| <b>Code</b>          | The instrument code  |
| <b>Company Name</b>  | The name of the company or instrument  |
| <b>Closing Price</b> | The price as at market close on the last trading day of the reporting period   |
| <b>FX Rate</b>       | The foreign exchange rate applied to international holdings  |
| <b>Quantity</b>      | The notional number of shares held. This will include any pending buy transactions, and exclude any pending sell transactions            |
| <b>Value</b>         | The value, in AUD, of the holding at the end of the reporting period. So Closing Price x Quantity (x FX rate for international holdings) |



## Statement Glossary

### International Dividends

The International Dividends Statement lists all dividends paid from international shares during the reporting period. All prices and values are denominated in AUD unless otherwise indicated.

|                               |  |
|-------------------------------|--|
| <b>Code</b>                   | The instrument code  |
| <b>Pay Date</b>               | The date the dividend was paid to you  |
| <b>Ex Date</b>                | The date after which a security will trade without the dividend. You must hold the security on this date to be entitled to the dividend  |
| <b>Holdings at Ex Date</b>    | The number of shares you held on the ex date   |
| <b>Gross Amount Per Share</b> | The amount paid by the company per share held  |
| <b>Gross Amount</b>           | The gross amount paid, being Amount per Share x Holdings at ex date  |
| <b>Fees</b>                   | Custodial Fees charged by our custodian  |
| <b>Tax Withheld</b>           | The amount of tax withheld from the dividend. In some cases for US Shares you may be eligible for a reduced rate of withholding tax. See the trading platform under Support   US Tax Form for more details |
| <b>Net Amount</b>             | The net amount paid after tax has been withheld in the local currency of the instrument  |
| <b>FX Rate</b>                | The foreign exchange rate applied to the dividend payment  |
| <b>Net Amount (AUD)</b>       | The net amount in AUD paid into your account   |



# 78200 - Units in Listed Unit Trusts (Australian)

2022 Financial Year

Preparer Desiree Yutuc

Reviewer Steven Lee

Status Completed

| Account Code | Description                          | CY Units        | CY Balance        | LY Units        | LY Balance        | Change   |
|--------------|--------------------------------------|-----------------|-------------------|-----------------|-------------------|----------|
| MGR.AX       | Mirvac Group - Stapled Securities    | 3700.000000     | \$7,307.50        | 0.000000        |                   | 100%     |
| VAS.AX       | Vanguard Australian Shares Index Etf | 110.000000      | \$9,212.50        | 110.000000      | \$10,344.40       | (10.94)% |
| <b>TOTAL</b> |                                      | <b>CY Units</b> | <b>CY Balance</b> | <b>LY Units</b> | <b>LY Balance</b> |          |
|              |                                      | 3810.000000     | \$16,520.00       | 110.000000      | \$10,344.40       |          |

## Supporting Documents

- Investment Movement Report [Report](#)
- 2022\_MGR Holdings.pdf
- 2022\_VAS Holdings.pdf

## Standard Checklist

- Attach copies of Statements and Source Documentation
- Attach Investment Movement Report
- Ensure all Investments are valued correctly at June 30
- Ensure the investment is in accordance with the Fund's investment strategy
- Ensure the investment is in accordance with the SIS Act

# JUNKO STRATTON SUPER FUND

## Investment Movement Report

As at 30 June 2022

| Investment  | Opening Balance |                   | Additions |                  | Disposals |                    |                          | Closing Balance |                   |                   |
|---|-----------------|-------------------|-----------|------------------|-----------|--------------------|--------------------------|-----------------|-------------------|-------------------|
|   | Units           | Cost              | Units     | Cost             | Units     | Cost               | Accounting Profit/(Loss) | Units           | Cost              | Market Value      |
| <b>Bank Accounts</b>  |                 |                   |           |                  |           |                    |                          |                 |                   |                   |
| ANZ Bank Account  |                 | 3,422.15          |           | 2,742.26         |           | (2,971.45)         |                          |                 | 3,192.96          | 3,192.96          |
| ANZ ETrade ***972   |                 | 84,243.09         |           | 48,216.42        |           | (57,262.05)        |                          |                 | 75,197.46         | 75,197.46         |
|   |                 | <b>87,665.24</b>  |           | <b>50,958.68</b> |           | <b>(60,233.50)</b> |                          |                 | <b>78,390.42</b>  | <b>78,390.42</b>  |
| <b>Fixed Interest Securities (Australian) - Unitised</b>      |                 |                   |           |                  |           |                    |                          |                 |                   |                   |
| JUNKK001_STGEORGE103 - St George Term Deposit ***103          | 89,885.53       | 89,885.53         | 277.00    | 277.00           |           |                    |                          | 90,162.53       | 90,162.53         | 90,162.53         |
| JUNKK001_STGEOREGET5 - St George Term Deposit ***181          | 686,936.48      | 686,936.48        | 5,976.35  | 5,976.35         |           |                    |                          | 692,912.83      | 692,912.83        | 692,912.83        |
|   |                 | <b>776,822.01</b> |           | <b>6,253.35</b>  |           |                    |                          |                 | <b>783,075.36</b> | <b>783,075.36</b> |
| <b>Plant and Equipment (at written down value) - Unitised</b> |                 |                   |           |                  |           |                    |                          |                 |                   |                   |
| JUNKK001_COMPUTERVAI - Computer vaio VGN-FW51                 | 1.00            | 470.48            |           |                  |           |                    |                          | 1.00            | 470.48            | 0.00              |
|   |                 | <b>470.48</b>     |           |                  |           |                    |                          |                 | <b>470.48</b>     | <b>0.00</b>       |
| <b>Shares in Listed Companies (Australian)</b>                |                 |                   |           |                  |           |                    |                          |                 |                   |                   |
| AGL.AXW - AGL Energy Limited.                                 | 400.00          | 7,919.95          |           |                  |           |                    |                          | 400.00          | 7,919.95          | 3,300.00          |
| AMP.AX - AMP Limited  | 5,750.00        | 13,619.95         |           |                  |           |                    |                          | 5,750.00        | 13,619.95         | 5,491.25          |
| ATL.AX - Apollo Tourism & Leisure Ltd                         |                 |                   | 10,000.00 | 5,519.95         |           |                    |                          | 10,000.00       | 5,519.95          | 3,800.00          |

# JUNKO STRATTON SUPER FUND

## Investment Movement Report

As at 30 June 2022

| Investment   | Opening Balance |           | Additions  |           | Disposals  |             |                          | Closing Balance |           |              |
|--|-----------------|-----------|------------|-----------|------------|-------------|--------------------------|-----------------|-----------|--------------|
|  | Units           | Cost      | Units      | Cost      | Units      | Cost        | Accounting Profit/(Loss) | Units           | Cost      | Market Value |
| AZJ.AX - Aurizon Holdings Limited                        | 4,285.00        | 10,000.00 |            |           |            |             |                          | 4,285.00        | 10,000.00 | 16,283.00    |
| ANZ.AX - Australia And New Zealand Banking Group Limited |                 |           | 380.00     | 9,512.35  |            |             |                          | 380.00          | 9,512.35  | 8,371.40     |
| API.AX - Australian Pharmaceutical Industries Limited    | 6,600.00        | 9,127.95  |            |           | (6,600.00) | (9,127.95)  | 615.10                   |                 | 0.00      |              |
| BHP.AX - BHP Group Limited                               |                 |           | 400.00     | 14,415.95 | (400.00)   | (14,415.95) | 5,510.10                 |                 | 0.00      |              |
| BUD.AX - Buddy Technologies Ltd                          |                 |           | 250,000.00 | 4,019.95  |            |             |                          | 250,000.00      | 4,019.95  | 1,500.00     |
| CLH.AX - Collection House Limited                        |                 |           | 20,000.00  | 3,319.95  |            |             |                          | 20,000.00       | 3,319.95  | 1,360.00     |
| CBA.AXW - Commonwealth Bank Of Australia.                | 200.00          | 14,249.95 | 110.00     | 11,129.95 |            |             |                          | 310.00          | 25,379.90 | 28,017.80    |
| IAG.AX - Insurance Australia Group Limited               | 1,367.00        | 7,235.64  |            |           | (1,367.00) | (7,235.64)  | 126.21                   |                 | 0.00      |              |
| NAB.AX - National Australia Bank Limited                 | 476.00          | 11,509.60 |            |           |            |             |                          | 476.00          | 11,509.60 | 13,037.64    |
| ORG.AXW - Origin Energy Limited                          | 1,729.00        | 11,874.95 |            |           | (1,729.00) | (11,874.95) | (4,114.40)               |                 | 0.00      |              |
| PTM.AX - Platinum Asset Management Limited               | 2,000.00        | 8,419.95  |            |           |            |             |                          | 2,000.00        | 8,419.95  | 3,480.00     |
| TLS.AX - Telstra Corporation Limited.                    | 4,600.00        | 17,464.90 |            |           |            |             |                          | 4,600.00        | 17,464.90 | 17,710.00    |

**JUNKO STRATTON SUPER FUND**  
**Investment Movement Report**

As at 30 June 2022

| Investment                                      | Opening Balance |                   | Additions |                   | Disposals |                     |                          | Closing Balance |                   | Market Value      |
|---|-----------------|-------------------|-----------|-------------------|-----------|---------------------|--------------------------|-----------------|-------------------|-------------------|
|   | Units           | Cost              | Units     | Cost              | Units     | Cost                | Accounting Profit/(Loss) | Units           | Cost              |                   |
|   |                 | 111,422.84        |           | 47,918.10         |           | (42,654.49)         | 2,137.01                 |                 | 116,686.45        | 102,351.09        |
| <b>Units in Listed Unit Trusts (Australian)</b> |                 |                   |           |                   |           |                     |                          |                 |                   |                   |
| MGR.AX - Mirvac Group - Stapled Securities      |                 |                   | 3,700.00  | 9,343.95          |           |                     |                          | 3,700.00        | 9,343.95          | 7,307.50          |
| VAS.AX - Vngd Aus Shares                        | 110.00          | 9,369.95          |           |                   |           |                     |                          | 110.00          | 9,369.95          | 9,212.50          |
|   |                 | <b>9,369.95</b>   |           | <b>9,343.95</b>   |           |                     |                          |                 | <b>18,713.90</b>  | <b>16,520.00</b>  |
|   |                 | <b>985,750.52</b> |           | <b>114,474.08</b> |           | <b>(102,887.99)</b> | <b>2,137.01</b>          |                 | <b>997,336.61</b> | <b>980,336.87</b> |



## Balance History

Currency Australian Dollar

« View:

MGR, X\*\*\*\*\*2804 (MRS JUNKO STRATTON + MR KENNETH ARTHUR STRATTON <JUNKO STRATTON S/F A/C>)

Balance as at date (dd/mm/yyyy) 30/06/2022

Displaying Balance History as at **30 Jun 2022**

| HIN/SRN<br>EMP ID          | Security<br>Code    | Closing Price<br>(AUD) | Total<br>Balance | Tradeable<br>Balance | Total Value<br>(AUD) |
|----------------------------|---------------------|------------------------|------------------|----------------------|----------------------|
| <a href="#">X*****2804</a> | <a href="#">MGR</a> | 1.975                  | 3,700            | 3,700                | 7,307.50             |

Viewing 1 - 1 of 1  
Total Value: \$ 7,307.50

Ask us now

## Transactions

### VANGUARD AUSTRALIAN SHARES INDEX ETF

#### Recent Transactions

**Mrs Junko Stratton + Mr Kenneth Arthur Stratton X\*\*\*\*\*2804**

VAS\_EXCHANGE TRADED FUND

| <b>Date</b> | <b>Transaction</b>      | <b>Movement</b> | <b>Running balance</b> |
|-------------|-------------------------|-----------------|------------------------|
| 7/08/2019   | CHESS DAILY MOVEMENT UP | +110            | 110                    |

# 85000 - Income Tax Payable/Refundable

2022 Financial Year

Preparer Desiree Yutuc

Reviewer Steven Lee

Status Completed

| Account Code | Description                   | CY Balance        | LY Balance        | Change    |
|--------------|-------------------------------|-------------------|-------------------|-----------|
| 85000        | Income Tax Payable/Refundable | \$1,329.57        | (\$765.25)        | (273.74)% |
| <b>TOTAL</b> |                               | <b>CY Balance</b> | <b>LY Balance</b> |           |
|              |                               | \$1,329.57        | (\$765.25)        |           |

## Supporting Documents

- Non Deductible Expense Reconciliation [Report](#)
- Exempt Pension Reconciliation [Report](#)
- Tax Reconciliation Report [Report](#)
- Statement of Taxable Income [Report](#)
- 2022 ATO Income Tax.pdf
- ATO PAYG.pdf
- ATO Integrated.pdf

## Standard Checklist

- Attach Actuarial Certificate (if applicable)
- Attach any other Tax reconciliations
- Attach copy of Exempt Pension Reconciliation (if applicable)
- Attach copy of Non Deductible Expense Reconciliation (if applicable)
- Attach copy of Statement of Taxable Income
- Attach copy of Tax Reconciliation Report
- Confirm Transactions in ATO Portal

**JUNKO STRATTON SUPER FUND**

**Exempt Current Pension Income Reconciliation**

For The Period 01 July 2021 - 30 June 2022

|  | Date       | Account Code          | Account Description               | Taxable Amount | Actuary/Pool % | Exempt Amount |
|--|------------|-----------------------|-----------------------------------|----------------|----------------|---------------|
| <b>Label A</b>                                 |            |                       |                                   |                |                |               |
| Final calculations 01 July 2021 - 30 June 2022 |            |                       | Net Capital Gains                 | 1,918.14       | 0.00 %         | <b>0.00</b>   |
| <b>Segment - 01 July 2021 to 30 June 2022</b>  |            |                       |                                   |                |                |               |
| <b>Label C</b>                                 |            |                       |                                   |                |                |               |
|  | 30/07/2021 | 25000/ANZ253285972    | ANZ ETrade ***972                 | 0.69           |                |               |
|  | 31/08/2021 | 25000/ANZ253285972    | ANZ ETrade ***972                 | 0.74           |                |               |
|  | 30/09/2021 | 25000/ANZ253285972    | ANZ ETrade ***972                 | 0.70           |                |               |
|  | 29/10/2021 | 25000/ANZ253285972    | ANZ ETrade ***972                 | 0.16           |                |               |
|  | 30/06/2022 | 25000/JUNKK001_STGEOR | St George Term Deposit ***103     | 277.00         |                |               |
|  | 30/06/2022 | 25000/JUNKK001_STGEOR | St George Term Deposit ***181     | 5,976.35       |                |               |
|  |            |                       | <b>Total</b>                      | 6,255.64       | 0.000 %        | <b>0.00</b>   |
| <b>Label D1</b>                                |            |                       |                                   |                |                |               |
|  | 30/06/2022 | 23800/VAS.AX          | Vngd Aus Shares                   | 9.28           |                |               |
|  |            |                       | <b>Total</b>                      | 9.28           | 0.000 %        | <b>0.00</b>   |
| <b>Label J</b>                                 |            |                       |                                   |                |                |               |
|  | 22/09/2021 | 23900/IAG.AX          | Insurance Australia Group Limited | 177.71         |                |               |
|  | 22/09/2021 | 23900/AZJ.AX          | Aurizon Holdings Limited          | 185.11         |                |               |
|  | 29/09/2021 | 23900/AGL.AXW         | AGL Energy Limited.               | 136.00         |                |               |
|  | 01/10/2021 | 23900/ORG.AXW         | Origin Energy Limited             | 129.68         |                |               |
|  | 30/03/2022 | 23900/AZJ.AX          | Aurizon Holdings Limited          | 22.50          |                |               |
|  | 30/03/2022 | 23900/AGL.AXW         | AGL Energy Limited.               | 64.00          |                |               |
|  |            |                       | <b>Total</b>                      | 715.00         | 0.000 %        | <b>0.00</b>   |
| <b>Label K</b>                                 |            |                       |                                   |                |                |               |



**JUNKO STRATTON SUPER FUND****Exempt Current Pension Income Reconciliation**

For The Period 01 July 2021 - 30 June 2022

|                | Date       | Account Code  | Account Description               | Taxable Amount | Actuary/Pool % | Exempt Amount |
|----------------|------------|---------------|-----------------------------------|----------------|----------------|---------------|
| <b>Label K</b> |            |               |                                   |                |                |               |
|                | 02/07/2021 | 23900/NAB.AX  | National Australia Bank Limited   | 285.60         |                |               |
|                | 16/09/2021 | 23900/PTM.AX  | Platinum Asset Management Limited | 240.00         |                |               |
|                | 22/09/2021 | 23900/AZJ.AX  | Aurizon Holdings Limited          | 431.93         |                |               |
|                | 23/09/2021 | 23900/TLS.AX  | Telstra Corporation Limited.      | 368.00         |                |               |
|                | 29/09/2021 | 23900/CBA.AXW | Commonwealth Bank Of Australia.   | 400.00         |                |               |
|                | 15/12/2021 | 23900/NAB.AX  | National Australia Bank Limited   | 318.92         |                |               |
|                | 18/03/2022 | 23900/PTM.AX  | Platinum Asset Management Limited | 200.00         |                |               |
|                | 28/03/2022 | 23900/BHP.AX  | BHP Group Limited                 | 832.22         |                |               |
|                | 30/03/2022 | 23900/AZJ.AX  | Aurizon Holdings Limited          | 427.43         |                |               |
|                | 30/03/2022 | 23900/CBA.AXW | Commonwealth Bank Of Australia.   | 542.50         |                |               |
|                | 01/04/2022 | 23900/TLS.AX  | Telstra Corporation Limited.      | 368.00         |                |               |
|                |            |               | <b>Total</b>                      | 4,414.60       | 0.000 %        | <b>0.00</b>   |
| <b>Label L</b> |            |               |                                   |                |                |               |
|                | 02/07/2021 | 23900/NAB.AX  | National Australia Bank Limited   | 122.40         |                |               |
|                | 16/09/2021 | 23900/PTM.AX  | Platinum Asset Management Limited | 102.86         |                |               |
|                | 22/09/2021 | 23900/AZJ.AX  | Aurizon Holdings Limited          | 185.11         |                |               |
|                | 23/09/2021 | 23900/TLS.AX  | Telstra Corporation Limited.      | 157.71         |                |               |
|                | 29/09/2021 | 23900/CBA.AXW | Commonwealth Bank Of Australia.   | 171.43         |                |               |
|                | 15/12/2021 | 23900/NAB.AX  | National Australia Bank Limited   | 136.68         |                |               |
|                | 18/03/2022 | 23900/PTM.AX  | Platinum Asset Management Limited | 85.71          |                |               |
|                | 28/03/2022 | 23900/BHP.AX  | BHP Group Limited                 | 356.67         |                |               |
|                | 30/03/2022 | 23900/AZJ.AX  | Aurizon Holdings Limited          | 183.18         |                |               |

**JUNKO STRATTON SUPER FUND****Exempt Current Pension Income Reconciliation**

For The Period 01 July 2021 - 30 June 2022

|                | Date       | Account Code  | Account Description               | Taxable Amount | Actuary/Pool %                     | Exempt Amount |
|----------------|------------|---------------|-----------------------------------|----------------|------------------------------------|---------------|
| <b>Label L</b> |            |               |                                   |                |                                    |               |
|                | 30/03/2022 | 23900/CBA.AXW | Commonwealth Bank Of Australia.   | 232.50         |                                    |               |
|                | 01/04/2022 | 23900/TLS.AX  | Telstra Corporation Limited.      | 157.71         |                                    |               |
|                |            |               | <b>Total</b>                      | 1,891.96       | 0.000 %                            | <b>0.00</b>   |
| <b>Label M</b> |            |               |                                   |                |                                    |               |
|                | 30/06/2022 | 23800/MGR.AX  | Mirvac Group - Stapled Securities | 107.60         |                                    |               |
|                | 30/06/2022 | 23800/VAS.AX  | Vngd Aus Shares                   | 678.15         |                                    |               |
|                |            |               | <b>Total</b>                      | 785.75         | 0.000 %                            | <b>0.00</b>   |
|                |            |               |                                   |                | <b>Total Segment ECPI *</b>        | <b>0.00</b>   |
|                |            |               |                                   |                | <b>SMSF Annual Return Rounding</b> | <b>0.00</b>   |
|                |            |               |                                   |                | <b>Total ECPI</b>                  | <b>0.00</b>   |

\* Total Segment ECPI does not include ECPI amounts from Label A. The total ECPI from Label A is shown separately at the start of the report.



JUNKO STRATTON SUPER FUND

# Pension Non Deductible Expense Report

For The Period 01 July 2021 - 30 June 2022

---

| Date | Account Code | Account Description | Amount | Expense %               | Deductible      | Non Deductible |
|------|--------------|---------------------|--------|-------------------------|-----------------|----------------|
|      |              |                     |        | <b>Total Expenses *</b> | <b>1,611.01</b> | <b>765.25</b>  |

---

\* General expense percentage - 0.000 %

\* Investment expense percentage - 0.000 %

# JUNKO STRATTON SUPER FUND

## Statement of Taxable Income

For the year ended 30 June 2022

|  | <b>2022</b>       |
|--|-------------------|
|  | <b>\$</b>         |
| Benefits accrued as a result of operations | (762.58)          |
| <b>Less</b>                                |                   |
| Realised Accounting Capital Gains          | 2,137.01          |
| Accounting Trust Distributions             | 877.23            |
|  | <u>3,014.24</u>   |
| <b>Add</b>                                 |                   |
| Decrease in MV of investments              | 13,551.05         |
| Franking Credits                           | 2,083.39          |
| Foreign Credits                            | 0.58              |
| Net Capital Gains                          | 1,918.00          |
| Taxable Trust Distributions                | 594.32            |
| Distributed Foreign income                 | 8.70              |
|  | <u>18,156.04</u>  |
| SMSF Annual Return Rounding                | (3.22)            |
|  | <u>14,376.00</u>  |
| <b>Taxable Income or Loss</b>              | <u>14,376.00</u>  |
| Income Tax on Taxable Income or Loss       | 2,156.40          |
| <b>Less</b>                                |                   |
| Franking Credits                           | 2,083.39          |
| Foreign Credits                            | 0.58              |
|  | <u>72.43</u>      |
| <b>CURRENT TAX OR REFUND</b>               | <u>72.43</u>      |
| Supervisory Levy                           | 259.00            |
| Income Tax Instalments Paid                | (1,402.00)        |
|  | <u>(1,070.57)</u> |
| <b>AMOUNT DUE OR REFUNDABLE</b>            | <u>(1,070.57)</u> |

# JUNKO STRATTON SUPER FUND

## Tax Reconciliation Report

For the year ended 30 June 2022

| Tax Return Label                          | Date       | Account Code                   | Account Name                      | Amount<br>\$    |
|---|------------|--------------------------------|-----------------------------------|-----------------|
| <b>A - Net capital gain</b>               |            |                                |                                   |                 |
|   |            |                                |                                   | 1,918.14        |
| <b>Sub-Total</b>                          |            |                                |                                   | <b>1,918.14</b> |
| <b>Ignore Cents</b>                       |            |                                |                                   | <b>0.14</b>     |
| <b>Total</b>                              |            |                                |                                   | <b>1,918.00</b> |
| <b>C - Income - Gross interest</b>        |            |                                |                                   |                 |
|   | 30/07/2021 | 25000/ANZ253285972             | ANZ ETrade ***972                 | 0.69            |
|   | 31/08/2021 | 25000/ANZ253285972             | ANZ ETrade ***972                 | 0.74            |
|   | 30/09/2021 | 25000/ANZ253285972             | ANZ ETrade ***972                 | 0.70            |
|   | 29/10/2021 | 25000/ANZ253285972             | ANZ ETrade ***972                 | 0.16            |
|   | 30/06/2022 | 25000/JUNKK001_STGEO<br>REGET5 | St George Term Deposit ***181     | 5,976.35        |
|   | 30/06/2022 | 25000/JUNKK001_STGEO<br>RGE103 | St George Term Deposit ***103     | 277.00          |
| <b>Sub-Total</b>                          |            |                                |                                   | <b>6,255.64</b> |
| <b>Ignore Cents</b>                       |            |                                |                                   | <b>0.64</b>     |
| <b>Total</b>                              |            |                                |                                   | <b>6,255.00</b> |
| <b>D1 - Income - Gross foreign income</b> |            |                                |                                   |                 |
|   | 30/06/2022 | 23800/VAS.AX                   | Vngd Aus Shares                   | 9.28            |
| <b>Sub-Total</b>                          |            |                                |                                   | <b>9.28</b>     |
| <b>Ignore Cents</b>                       |            |                                |                                   | <b>0.28</b>     |
| <b>Total</b>                              |            |                                |                                   | <b>9.00</b>     |
| <b>D - Income - Net foreign income</b>    |            |                                |                                   |                 |
|   | 30/06/2022 | 23800/VAS.AX                   | Vngd Aus Shares                   | 9.28            |
| <b>Sub-Total</b>                          |            |                                |                                   | <b>9.28</b>     |
| <b>Ignore Cents</b>                       |            |                                |                                   | <b>0.28</b>     |
| <b>Total</b>                              |            |                                |                                   | <b>9.00</b>     |
| <b>J - Unfranked dividend amount</b>      |            |                                |                                   |                 |
|   | 22/09/2021 | 23900/IAG.AX                   | Insurance Australia Group Limited | 177.71          |
|   | 22/09/2021 | 23900/AZJ.AX                   | Aurizon Holdings Limited          | 185.11          |
|   | 29/09/2021 | 23900/AGL.AXW                  | AGL Energy Limited.               | 136.00          |
|   | 01/10/2021 | 23900/ORG.AXW                  | Origin Energy Limited             | 129.68          |
|   | 30/03/2022 | 23900/AZJ.AX                   | Aurizon Holdings Limited          | 22.50           |
|   | 30/03/2022 | 23900/AGL.AXW                  | AGL Energy Limited.               | 64.00           |
| <b>Sub-Total</b>                          |            |                                |                                   | <b>715.00</b>   |
| <b>Ignore Cents</b>                       |            |                                |                                   | <b>0.00</b>     |
| <b>Total</b>                              |            |                                |                                   | <b>715.00</b>   |
| <b>K - Franked dividend amount</b>        |            |                                |                                   |                 |
|   | 02/07/2021 | 23900/NAB.AX                   | National Australia Bank Limited   | 285.60          |
|   | 16/09/2021 | 23900/PTM.AX                   | Platinum Asset Management Limited | 240.00          |
|   | 22/09/2021 | 23900/AZJ.AX                   | Aurizon Holdings Limited          | 431.93          |
|   | 23/09/2021 | 23900/TLS.AX                   | Telstra Corporation Limited.      | 368.00          |
|   | 29/09/2021 | 23900/CBA.AXW                  | Commonwealth Bank Of Australia.   | 400.00          |

# JUNKO STRATTON SUPER FUND

## Tax Reconciliation Report

For the year ended 30 June 2022

| Tax Return Label                               | Date       | Account Code  | Account Name                      | Amount<br>\$     |
|--|------------|---------------|-----------------------------------|------------------|
| <b>K - Franked dividend amount</b>             |            |               |                                   |                  |
|  | 15/12/2021 | 23900/NAB.AX  | National Australia Bank Limited   | 318.92           |
|  | 18/03/2022 | 23900/PTM.AX  | Platinum Asset Management Limited | 200.00           |
|  | 28/03/2022 | 23900/BHP.AX  | BHP Group Limited                 | 832.22           |
|  | 30/03/2022 | 23900/AZJ.AX  | Aurizon Holdings Limited          | 427.43           |
|  | 30/03/2022 | 23900/CBA.AXW | Commonwealth Bank Of Australia.   | 542.50           |
|  | 01/04/2022 | 23900/TLS.AX  | Telstra Corporation Limited.      | 368.00           |
| <b>Sub-Total</b>                               |            |               |                                   | <b>4,414.60</b>  |
| <b>Ignore Cents</b>                            |            |               |                                   | <b>0.60</b>      |
| <b>Total</b>                                   |            |               |                                   | <b>4,414.00</b>  |
| <b>L - Income - Dividend franking credit</b>   |            |               |                                   |                  |
|  | 02/07/2021 | 23900/NAB.AX  | National Australia Bank Limited   | 122.40           |
|  | 16/09/2021 | 23900/PTM.AX  | Platinum Asset Management Limited | 102.86           |
|  | 22/09/2021 | 23900/AZJ.AX  | Aurizon Holdings Limited          | 185.11           |
|  | 23/09/2021 | 23900/TLS.AX  | Telstra Corporation Limited.      | 157.71           |
|  | 29/09/2021 | 23900/CBA.AXW | Commonwealth Bank Of Australia.   | 171.43           |
|  | 15/12/2021 | 23900/NAB.AX  | National Australia Bank Limited   | 136.68           |
|  | 18/03/2022 | 23900/PTM.AX  | Platinum Asset Management Limited | 85.71            |
|  | 28/03/2022 | 23900/BHP.AX  | BHP Group Limited                 | 356.67           |
|  | 30/03/2022 | 23900/AZJ.AX  | Aurizon Holdings Limited          | 183.18           |
|  | 30/03/2022 | 23900/CBA.AXW | Commonwealth Bank Of Australia.   | 232.50           |
|  | 01/04/2022 | 23900/TLS.AX  | Telstra Corporation Limited.      | 157.71           |
| <b>Sub-Total</b>                               |            |               |                                   | <b>1,891.96</b>  |
| <b>Ignore Cents</b>                            |            |               |                                   | <b>0.96</b>      |
| <b>Total</b>                                   |            |               |                                   | <b>1,891.00</b>  |
| <b>M - Gross trust distributions</b>           |            |               |                                   |                  |
|  | 30/06/2022 | 23800/MGR.AX  | Mirvac Group - Stapled Securities | 107.60           |
|  | 30/06/2022 | 23800/VAS.AX  | Vngd Aus Shares                   | 678.15           |
| <b>Sub-Total</b>                               |            |               |                                   | <b>785.75</b>    |
| <b>Ignore Cents</b>                            |            |               |                                   | <b>0.75</b>      |
| <b>Total</b>                                   |            |               |                                   | <b>785.00</b>    |
| <b>W - GROSS INCOME (Sum of labels A to U)</b> |            |               |                                   |                  |
|  |            |               |                                   | 15,987.00        |
| <b>Sub-Total</b>                               |            |               |                                   | <b>15,987.00</b> |
| <b>Ignore Cents</b>                            |            |               |                                   | <b>0.00</b>      |
| <b>Total</b>                                   |            |               |                                   | <b>15,987.00</b> |
| <b>V - TOTAL ASSESSABLE INCOME (W less Y)</b>  |            |               |                                   |                  |
|  |            |               |                                   | 15,987.00        |
| <b>Sub-Total</b>                               |            |               |                                   | <b>15,987.00</b> |
| <b>Ignore Cents</b>                            |            |               |                                   | <b>0.00</b>      |
| <b>Total</b>                                   |            |               |                                   | <b>15,987.00</b> |
| <b>H1 - Expenses - SMSF auditor fee</b>        |            |               |                                   |                  |

# JUNKO STRATTON SUPER FUND

## Tax Reconciliation Report

For the year ended 30 June 2022

| Tax Return Label  | Date       | Account Code | Account Name                     | Amount<br>\$     |
|---|------------|--------------|----------------------------------|------------------|
| <b>H1 - Expenses - SMSF auditor fee</b>                       |            |              |                                  |                  |
|   | 01/02/2022 | 30700        | Auditor's Remuneration           | 550.00           |
| <b>Sub-Total</b>  |            |              |                                  | <b>550.00</b>    |
| <b>Ignore Cents</b>   |            |              |                                  | <b>0.00</b>      |
| <b>Total</b>  |            |              |                                  | <b>550.00</b>    |
| <b>J1 - Expenses - Management and administration expenses</b> |            |              |                                  |                  |
|   | 01/02/2022 | 30100        | Accountancy Fees                 | 450.00           |
|   | 02/02/2022 | 30100        | Accountancy Fees                 | 250.00           |
|   | 30/06/2022 | 41800        | Postage, Printing and Stationery | 102.01           |
|   | 23/03/2022 | 30400        | ATO Supervisory Levy             | 259.00           |
| <b>Sub-Total</b>  |            |              |                                  | <b>1,061.01</b>  |
| <b>Ignore Cents</b>   |            |              |                                  | <b>0.01</b>      |
| <b>Total</b>  |            |              |                                  | <b>1,061.00</b>  |
| <b>L2 - Expenses - Other amounts (Non-deductible)</b>         |            |              |                                  |                  |
|   | 23/03/2022 | 85000        | Income Tax Payable/Refundable    | 765.25           |
| <b>Sub-Total</b>  |            |              |                                  | <b>765.25</b>    |
| <b>Ignore Cents</b>   |            |              |                                  | <b>0.25</b>      |
| <b>Total</b>  |            |              |                                  | <b>765.00</b>    |
| <b>N - TOTAL DEDUCTIONS</b>                                   |            |              |                                  |                  |
|   |            |              |                                  | 1,611.00         |
| <b>Sub-Total</b>  |            |              |                                  | <b>1,611.00</b>  |
| <b>Ignore Cents</b>   |            |              |                                  | <b>0.00</b>      |
| <b>Total</b>  |            |              |                                  | <b>1,611.00</b>  |
| <b>Y - TOTAL NON DEDUCTIBLE EXPENSES</b>                      |            |              |                                  |                  |
|   |            |              |                                  | 765.00           |
| <b>Sub-Total</b>  |            |              |                                  | <b>765.00</b>    |
| <b>Ignore Cents</b>   |            |              |                                  | <b>0.00</b>      |
| <b>Total</b>  |            |              |                                  | <b>765.00</b>    |
| <b>O - TAXABLE INCOME OR LOSS</b>                             |            |              |                                  |                  |
|   |            |              |                                  | 14,376.00        |
| <b>Sub-Total</b>  |            |              |                                  | <b>14,376.00</b> |
| <b>Ignore Cents</b>   |            |              |                                  | <b>0.00</b>      |
| <b>Total</b>  |            |              |                                  | <b>14,376.00</b> |
| <b>Z - TOTAL SMSF EXPENSES</b>                                |            |              |                                  |                  |
|   |            |              |                                  | 2,376.00         |
| <b>Sub-Total</b>  |            |              |                                  | <b>2,376.00</b>  |
| <b>Ignore Cents</b>   |            |              |                                  | <b>0.00</b>      |
| <b>Total</b>  |            |              |                                  | <b>2,376.00</b>  |
| <b>A - Taxable income</b>                                     |            |              |                                  |                  |
|   |            |              |                                  | 14,376.00        |



# JUNKO STRATTON SUPER FUND

## Tax Reconciliation Report

For the year ended 30 June 2022

| Tax Return Label   | Date       | Account Code  | Account Name                      | Amount<br>\$     |
|--|------------|---------------|-----------------------------------|------------------|
| <b>A - Taxable income</b>                                |            |               |                                   |                  |
| Sub-Total  |            |               |                                   | 14,376.00        |
| Ignore Cents   |            |               |                                   | 0.00             |
| <b>Total</b>   |            |               |                                   | <b>14,376.00</b> |
| <b>T1 - Tax on taxable income</b>                        |            |               |                                   |                  |
|  |            |               |                                   | 2,156.40         |
| Sub-Total  |            |               |                                   | 2,156.40         |
| Ignore Cents   |            |               |                                   | 0.00             |
| <b>Total</b>   |            |               |                                   | <b>2,156.40</b>  |
| <b>B - Gross Tax</b>                                     |            |               |                                   |                  |
|  |            |               |                                   | 2,156.40         |
| Sub-Total  |            |               |                                   | 2,156.40         |
| Ignore Cents   |            |               |                                   | 0.00             |
| <b>Total</b>   |            |               |                                   | <b>2,156.40</b>  |
| <b>C1 - Foreign income tax offset</b>                    |            |               |                                   |                  |
|  | 30/06/2022 | 23800/VAS.AX  | Vngd Aus Shares                   | 0.58             |
| Sub-Total  |            |               |                                   | 0.58             |
| Ignore Cents   |            |               |                                   | 0.00             |
| <b>Total</b>   |            |               |                                   | <b>0.58</b>      |
| <b>C - Non-refundable non-carry forward tax offsets</b>  |            |               |                                   |                  |
|  |            |               |                                   | 0.58             |
| Sub-Total  |            |               |                                   | 0.58             |
| Ignore Cents   |            |               |                                   | 0.00             |
| <b>Total</b>   |            |               |                                   | <b>0.58</b>      |
| <b>T2 - SUBTOTAL</b>                                     |            |               |                                   |                  |
|  |            |               |                                   | 2,155.82         |
| Sub-Total  |            |               |                                   | 2,155.82         |
| Ignore Cents   |            |               |                                   | 0.00             |
| <b>Total</b>   |            |               |                                   | <b>2,155.82</b>  |
| <b>T3 - SUBTOTAL 2</b>                                   |            |               |                                   |                  |
|  |            |               |                                   | 2,155.82         |
| Sub-Total  |            |               |                                   | 2,155.82         |
| Ignore Cents   |            |               |                                   | 0.00             |
| <b>Total</b>   |            |               |                                   | <b>2,155.82</b>  |
| <b>E1 - Complying fund's franking credits tax offset</b> |            |               |                                   |                  |
|  | 02/07/2021 | 23900/NAB.AX  | National Australia Bank Limited   | 122.40           |
|  | 16/09/2021 | 23900/PTM.AX  | Platinum Asset Management Limited | 102.86           |
|  | 22/09/2021 | 23900/AZJ.AX  | Aurizon Holdings Limited          | 185.11           |
|  | 23/09/2021 | 23900/TLS.AX  | Telstra Corporation Limited.      | 157.71           |
|  | 29/09/2021 | 23900/CBA.AXW | Commonwealth Bank Of Australia.   | 171.43           |
|  | 15/12/2021 | 23900/NAB.AX  | National Australia Bank Limited   | 136.68           |

# JUNKO STRATTON SUPER FUND

## Tax Reconciliation Report

For the year ended 30 June 2022

| Tax Return Label   | Date       | Account Code  | Account Name                      | Amount<br>\$      |
|--|------------|---------------|-----------------------------------|-------------------|
| <b>E1 - Complying fund's franking credits tax offset</b> |            |               |                                   |                   |
|  | 18/03/2022 | 23900/PTM.AX  | Platinum Asset Management Limited | 85.71             |
|  | 28/03/2022 | 23900/BHP.AX  | BHP Group Limited                 | 356.67            |
|  | 30/03/2022 | 23900/AZJ.AX  | Aurizon Holdings Limited          | 183.18            |
|  | 30/03/2022 | 23900/CBA.AXW | Commonwealth Bank Of Australia.   | 232.50            |
|  | 01/04/2022 | 23900/TLS.AX  | Telstra Corporation Limited.      | 157.71            |
|  | 30/06/2022 | 23800/VAS.AX  | Vngd Aus Shares                   | 191.43            |
| <b>Sub-Total</b>   |            |               |                                   | <b>2,083.39</b>   |
| <b>Ignore Cents</b>                                      |            |               |                                   | <b>0.00</b>       |
| <b>Total</b>   |            |               |                                   | <b>2,083.39</b>   |
| <b>E - Refundable tax offsets</b>                        |            |               |                                   |                   |
|  |            |               |                                   | 2,083.39          |
| <b>Sub-Total</b>   |            |               |                                   | <b>2,083.39</b>   |
| <b>Ignore Cents</b>                                      |            |               |                                   | <b>0.00</b>       |
| <b>Total</b>   |            |               |                                   | <b>2,083.39</b>   |
| <b>T5 - TAX PAYABLE</b>                                  |            |               |                                   |                   |
|  |            |               |                                   | 72.43             |
| <b>Sub-Total</b>   |            |               |                                   | <b>72.43</b>      |
| <b>Ignore Cents</b>                                      |            |               |                                   | <b>0.00</b>       |
| <b>Total</b>   |            |               |                                   | <b>72.43</b>      |
| <b>K - PAYG instalments raised</b>                       |            |               |                                   |                   |
|  | 30/06/2022 | 85000         | Income Tax Payable/Refundable     | 1,402.00          |
| <b>Sub-Total</b>   |            |               |                                   | <b>1,402.00</b>   |
| <b>Ignore Cents</b>                                      |            |               |                                   | <b>0.00</b>       |
| <b>Total</b>   |            |               |                                   | <b>1,402.00</b>   |
| <b>L - Supervisory levy</b>                              |            |               |                                   |                   |
|  |            |               |                                   | 259.00            |
| <b>Sub-Total</b>   |            |               |                                   | <b>259.00</b>     |
| <b>Ignore Cents</b>                                      |            |               |                                   | <b>0.00</b>       |
| <b>Total</b>   |            |               |                                   | <b>259.00</b>     |
| <b>S - AMOUNT DUE OR REFUNDABLE</b>                      |            |               |                                   |                   |
|  |            |               |                                   | (1,070.57)        |
| <b>Sub-Total</b>   |            |               |                                   | <b>(1,070.57)</b> |
| <b>Ignore Cents</b>                                      |            |               |                                   | <b>0.00</b>       |
| <b>Total</b>   |            |               |                                   | <b>(1,070.57)</b> |



## Income tax 551

|                       |            |
|-----------------------|------------|
| <b>Date generated</b> | 30/08/2022 |
| <b>Overdue</b>        | \$0.00     |
| <b>Not yet due</b>    | \$0.00     |
| <b>Balance</b>        | \$0.00     |

## Transactions

5 results found - from **30 August 2020** to **30 August 2022** sorted by **processed date** ordered **newest to oldest**

| Processed date | Effective date | Description   | Debit (DR) | Credit (CR) | Balance       |
|----------------|----------------|---|------------|-------------|---------------|
| 24 Mar 2022    | 23 Mar 2022    | Payment received  |            | \$1,024.25  | \$0.00        |
| 7 Mar 2022     | 16 May 2022    | Tax return Self Man Superfund - Income Tax for the period from 01 Jul 20 to 30 Jun 21 | \$1,024.25 |             | \$1,024.25 DR |
| 16 Oct 2020    | 21 Oct 2020    | EFT refund for Income Tax for the period from 01 Jul 19 to 30 Jun 20                  | \$531.73   |             | \$0.00        |
| 12 Oct 2020    | 17 May 2021    | Tax return Self Man Superfund - Income Tax for the period from 01 Jul 19 to 30 Jun 20 | \$782.27   |             | \$531.73 CR   |
| 12 Oct 2020    | 12 Oct 2020    | Instalment credit allowed   |            | \$1,314.00  | \$1,314.00 CR |



## Activity statement 001

|                       |               |
|-----------------------|---------------|
| <b>Date generated</b> | 02/11/2022    |
| <b>Overdue</b>        | \$0.00        |
| <b>Not yet due</b>    | \$0.00        |
| <b>Balance</b>        | \$1,566.55 CR |

## Transactions

5 results found - from **02 November 2020** to **02 November 2022** sorted by **processed date** ordered **newest to oldest**

| Processed date | Effective date | Description  | Debit (DR) | Credit (CR) | Balance       |
|----------------|----------------|--|------------|-------------|---------------|
| 23 Oct 2022    | 21 Oct 2022    | Original Activity Statement for the period ending 30 Jun 22 - PAYG Instalments | \$1,402.00 |             | \$1,566.55 CR |
| 5 Oct 2022     | 3 Oct 2022     | Payment received   |            | \$1,402.00  | \$2,968.55 CR |
| 24 Oct 2021    | 21 Oct 2021    | Original Activity Statement for the period ending 30 Jun 21 - PAYG Instalments | \$637.00   |             | \$1,566.55 CR |
| 18 Oct 2021    | 15 Oct 2021    | Payment received   |            | \$637.00    | \$2,203.55 CR |
| 24 Feb 2021    | 23 Feb 2021    | Payment received   |            | \$1,314.00  | \$1,566.55 CR |



Australian Government  
Australian Taxation Office

## PAYG Instalments report 2022

**Tax Agent** 72357001  
**Last Updated** 29/10/2022

| <b>TFN</b> | <b>Client Name</b>           | <b>Quarter<br/>1 (\$)</b> | <b>Quarter<br/>2 (\$)</b> | <b>Quarter<br/>3 (\$)</b> | <b>Quarter<br/>4 (\$)</b> | <b>Total<br/>Instalment<br/>(\$)</b> |
|------------|------------------------------|---------------------------|---------------------------|---------------------------|---------------------------|--------------------------------------|
| 888936263  | JUNKO STRATTON<br>SUPER FUND | Not<br>Applicable         | Not<br>Applicable         | Not<br>Applicable         | 1,402.00                  | 1,402.00                             |

**Total No of Clients: 1**

# 86000 - PAYG Payable

2022 Financial Year

---

**Preparer** Desiree Yutuc

**Reviewer** Steven Lee

**Status** Completed

| Account Code | Description  | CY Balance        | LY Balance        | Change  |
|--------------|--------------|-------------------|-------------------|---------|
| 86000        | PAYG Payable | (\$1,402.00)      | (\$637.00)        | 120.09% |
| <b>TOTAL</b> |              | <b>CY Balance</b> | <b>LY Balance</b> |         |
|              |              | (\$1,402.00)      | (\$637.00)        |         |

## Supporting Documents

No supporting documents

## Standard Checklist

- Attach copy of PAYG Payment Summary
- Confirm Transactions in ATO Portal

# 88000 - Sundry Creditors

2022 Financial Year

Preparer Desiree Yutuc

Reviewer Steven Lee

Status Completed

| Account Code | Description      | CY Balance        | LY Balance        | Change |
|--------------|------------------|-------------------|-------------------|--------|
| 88000        | Sundry Creditors | (\$102.01)        | (\$60.10)         | 69.73% |
| <b>TOTAL</b> |                  | <b>CY Balance</b> | <b>LY Balance</b> |        |
|              |                  | (\$102.01)        | (\$60.10)         |        |

## Supporting Documents

○ General Ledger [Report](#)

## Standard Checklist

Attach all source documentation and confirmations of Liability

# JUNKO STRATTON SUPER FUND

## General Ledger

As at 30 June 2022

| Transaction Date                | Description   | Units | Debit        | Credit        | Balance \$       |
|---------------------------------|---|-------|--------------|---------------|------------------|
| <b>Sundry Creditors (88000)</b> |   |       |              |               |                  |
| <u>Sundry Creditors (88000)</u> |   |       |              |               |                  |
| 01/07/2021                      | Opening Balance   |       |              |               | 60.10 CR         |
| 16/11/2021                      | ANZ INTERNET BANKING FUNDS TFER<br>TRANSFER 305925 TO 012298551865254 |       | 60.20        |               | 0.10 DR          |
| 07/12/2021                      | ANZ INTERNET BANKING FUNDS TFER<br>TRANSFER 801075 FROM 551865254     |       |              | 0.10          | 0.00 DR          |
| 30/06/2022                      |   |       |              | 102.01        | 102.01 CR        |
|                                 |   |       | <b>60.20</b> | <b>102.11</b> | <b>102.01 CR</b> |
| <b>Total Debits:</b>            | <b>60.20</b>  |       |              |               |                  |
| <b>Total Credits:</b>           | <b>102.11</b>   |       |              |               |                  |



# A - Financial Statements

2022 Financial Year

---

**Preparer** Desiree Yutuc

**Reviewer** Steven Lee

**Status** Completed

## Supporting Documents

No supporting documents

## Standard Checklist

- Attach copy of Financial Statements
- Attach copy of SMSF Annual Return

## B - Permanent Documents

2022 Financial Year

---

**Preparer** Desiree Yutuc

**Reviewer** Steven Lee

**Status** Completed

### Supporting Documents

- Fund Summary Report Report

### Standard Checklist

- Attach latest copy of ASIC annual company statement (if corporate trustee)
- Ensure latest copies of ATO Trustee Declarations and ATO confirmation that the fund is a regulated fund is attached
- Ensure latest copies of trustee consents, member consents and registers are attached
- Ensure latest copy of trust deed (including amendments) are attached
- Use [Australian Business Register](#) to ensure details are correct
- Use [Super Fund Lookup](#) to check the eligibility to receive rollovers and contributions

# JUNKO STRATTON SUPER FUND

## Fund Summary Report

As at 30 June 2022

### Fund Details

Date Formed: 22/09/2008

Period: 01/07/2021 - 30/06/2022

Tax File Number: Provided

Fund Type: SMSF

ABN: 64798124962

GST Registered: No

### Postal Address:

3 Coorabin Rd

Northbridge, New South Wales 2063

### Physical Address:

3 Coorabin Rd

Northbridge, New South Wales 2063

### Members

Number of Members: 1

| Name            | Age | Member Accounts | Pension Accounts | Tax File Number | Beneficiary Details |
|-----------------|-----|-----------------|------------------|-----------------|---------------------|
| Stratton, Junko | 60  | 1               | 0                | Provided        | Not Provided        |

### Fund Relationships

| Relationship Type | Contact                         |
|-------------------|---------------------------------|
| Accountant        | Superhelp Australia Pty Limited |
| Auditor           | Gold Consulting Group           |
| Fund Contact      | Stratton, Junko                 |
| Tax Agent         | Superhelp Australia Pty Ltd     |
| Trustee           | Stratton, Junko                 |
| Trustee           | Stratton, Kenneth               |

## C - Other Documents

2022 Financial Year

---

**Preparer** Desiree Yutuc

**Reviewer** Steven Lee

**Status** Completed

### Supporting Documents

- 2022\_Investment Strategy.pdf

### Standard Checklist

- Attach copy of any SOAs issued during the Financial Year
- Attach copy of Investment Strategy
- Attach signed Engagement Letter
- Attach signed Trustee Representation Letter
- Attach Trustee Minutes prepared during the year

# JUNKO STRATTON SUPER FUND

## Projected Investment Strategy

---

### Overview

The aim of this strategy is to provide the Members with an income on retirement.

### Investment Objectives

The Trustee(s) will at all times ensure the funds assets are invested in accordance with the trust deed and comply with the applicable legislative requirements.

The Trustee(s) will act prudently to maximise the rate of return, subject to acceptable risk parameters whilst maintaining an appropriate diversification across a broad range of assets whilst assessing the risks where it is determined the fund's portfolio lacks diversification and / or has elected to implement a sector bias.

Having considered the risk profile of the fund and the member's needs and circumstances, the trustee has adopted the following objectives for the investment of assets of the fund;

- to achieve an investment return (based on market values and net of tax and charges) that exceeds the CPI by at least 3% per annum when measured over a rolling 5 year period.
- to have a probability of zero or negative returns in any 12 Month period of less than one in five years; and
- have sufficient liquidity to meet liabilities as and when they fall due.
- to consider the need to hold a policy of insurance for one or more members of the fund.

### Investment Strategy

The fund will invest in a portfolio of assets according to market conditions and within the ranges specified below:

### Asset Allocation

The targeted asset allocation will be in the following ranges:

| <u>Asset Class</u>   | <u>Target Range</u> | <u>Target Return</u> |
|----------------------|---------------------|----------------------|
| Australian Shares    | 5 - 20 %            | 4 %                  |
| International Shares | 0 - 5 %             | 2 %                  |
| Cash                 | 25 - 95 %           | 3 %                  |
| Mortgages            | 0 - 50 %            | 4 %                  |
| Direct Property      | 0 - 0 %             | 0 %                  |
| Listed Property      | 0 - 0 %             | 0 %                  |
| Other                | 0 - 0 %             | 0 %                  |

The Trustees are aware of the benefits of diversification. However, the fund is not large enough to consider international diversification and the Trustees are not prepared to engage a professional at this stage. The Fund will continue to keep a very high portion of its assets

**JUNKO STRATTON SUPER FUND**  
**Projected Investment Strategy**

---

in cash and term deposits in hope of reaping the benefit of rising interest rates.


**Insurance**

The Trustees have considered and decided the member does not need insurance as the quoted premium is very high and the trustees have enough means in case of permanent disability.

**Review and Monitoring**

The trustees will monitor and review the fund's investment activities on a regular basis and to communicate with the members should they feel that any change in strategy is necessary in order to achieve the fund's objective.

Date: 20/10/2002



.....  
Junko Stratton

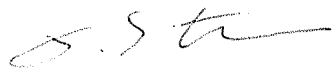




.....  
Kenneth Stratton

**EXECUTED AS A DEED BY THE PARTIES:**

**1. TRUSTEE**


i. Signed, Sealed and Delivered by:



  
.....  
Junko Stratton  
Trustee

20.10.2022  
.....  
Date

Witnessed by:


  
.....  
Witness Signature



 

20.10.2022  
.....  
Date

Sonia Stratton  
.....  
Witness Name


ii. Signed, Sealed and Delivered by:



  
.....  
Kenneth Arthur Stratton  
Trustee

20.10.22  
.....  
Date

Witnessed by:

  
.....  
Witness Signature

20.10.2022  
.....  
Date

Sonia Stratton  
.....  
Witness Name

## D - Pension Documentation

2022 Financial Year

---

**Preparer** Desiree Yutuc

**Reviewer** Steven Lee

**Status** Completed

### Supporting Documents

- Transfer Balance Account Summary [Report](#)

### Standard Checklist

- Attach Actuarial Certificate
- Attach documentation supporting any pensions commenced during the financial year
- Attach documentation supporting any pensions commuted during the financial year
- Ensure correct Transfer Balance Account Reports have been lodged with the ATO



**JUNKO STRATTON SUPER FUND**

**Transfer Balance Account Summary**

For The Period 01 July 2021 - 30 June 2022

---

| Member | Pension Type | Date | Lodgment Date | Transaction Type | Event Type | Debit | Credit | Balance | Cap Limit | Remaining Cap |
|--------|--------------|------|---------------|------------------|------------|-------|--------|---------|-----------|---------------|
|--------|--------------|------|---------------|------------------|------------|-------|--------|---------|-----------|---------------|

---

Junko Stratton

# E - Estate Planning

2022 Financial Year

---

**Preparer** Desiree Yutuc

**Reviewer** Steven Lee

**Status** Completed

## Supporting Documents

No supporting documents

## Standard Checklist

- Attach Death Benefit Nominations (if applicable)
- Attach Life Insurance Policies (if applicable)
- Attach Reversionary Pension documentation (if applicable)
- Attach SMSF Will (if applicable)
- Review current Estate planning to ensure it matches wishes of members