

Options: Not summarised, Excluding NIL Balances  
From First to Last by Account  
Client Code: MAY103 From 01/07/2022 To 30/06/2023

Last Year	Account	Description	Debit	Credit
	<b>197</b>	<b>Managed fund distributions</b>		
(259397.43)	19740	Netwealth managed portfolio		128778.53
	<b>198</b>	<b>Dividends Received</b>		
(4779.90)	19802	Netwealth managed portfolio		4902.85
(1247.50)	199	Interest received		2684.17
	<b>204</b>	<b>Changes in net market values of other assets</b>		
786209.82	20404	Managed funds		240168.73
2323.13	20434	Managed funds	11022.52	
2860.00	300	Accountancy fees	3300.00	
1320.00	301	Administration costs	1650.00	
4156.17	344	Portfolio fees	14091.29	
259.00	364	Filing fees	259.00	
	<b>550</b>	<b>SUPERANNUATION FUND</b>		
531703.29	55002	Profit Earned This Year	-	
(531703.29)	55003	Distribution to Members	346211.47	
	<b>551</b>	<b>BARRY LEONARD MAYO</b>		
(2287646.61)	55101	Balance at beginning of year		1970025.30
349448.62	55102	Allocated earnings		226692.99
(8452.31)	55105	Income tax expense on earnings		8736.89
(27500.00)	55107	Contributions from employer		27500.00
4125.00	55110	Income tax expense on contributions	4125.00	
	<b>552</b>	<b>JILLIAN ANN MAYO</b>		
(1193121.46)	55201	Balance at beginning of year		1038650.09
182254.67	55202	Allocated earnings		119518.48
(4408.30)	55205	Income tax expense on earnings		4606.31
(27500.00)	55207	Contributions from employer		27500.00
4125.00	55210	Income tax expense on contributions	4125.00	
64774.74	680	Cash at bank	19527.49	
292796.20	681	Netwealth portfolio account	113455.41	
	<b>789</b>	<b>Interest bearing securities</b>		
38767.50	78910	ANZ cap notes 4 - 20/03/2026	67796.75	
48644.75	78920	ANZ cap notes 5 - 20/03/2027	68428.50	
-	78930	Alexander credit opps fund	49235.82	
37915.61	78945	Pimco aust bond fund	-	
104156.69	78950	Perpetual pure credit alpha fund	117190.29	
86320.29	78955	Principal global credit opportunities fund	66262.95	
	<b>790</b>	<b>Property securities</b>		
194339.81	79015	Dexus property for income fund	193194.57	
203274.04	79060	SGH property income fund	201446.04	

From First to Last by Account  
Options: Not summarised, Excluding NIL Balances  
Client Code: MAY103 From 01/07/2022 To 30/06/2023

Last Year	Account	Description	Debit	Credit
193263.58	79080	Zurich property securities fund	201705.28	
-	79090	Vanguard aust prop index fund	46147.65	
	<b>791</b>	<b>Small Cap domestic equities</b>		
96988.70	79110	SGH small coys fund	129178.00	
101805.15	79130	Hyperion small coys fund	139196.29	
98268.75	79150	Pengana emerging coys fund	119157.23	
91208.46	79180	SGH emerging coys fund	108595.15	
	<b>795</b>	<b>Large Cap domestic equities</b>		
85935.52	79505	Alphinity sustainable share fund	93388.26	
170763.01	79510	Bennelong aust equity fund	175747.18	
226336.23	79530	First Sentier geared share fund	406485.57	
125125.16	79540	MBA aust share fund	142314.25	
120102.20	79555	Perpetual concentrated equity fund	134917.57	
162608.02	79560	Platypus aust equity fund	185687.87	
-	79570	Schroder aust equity fund	51792.84	
	<b>796</b>	<b>International equities</b>		
56543.28	79610	Arrowstreet global equity fund (hedged)	66878.94	
78023.85	79630	Hyperion global growth companies fund	106556.02	
79517.87	79650	Magellan high conviction fund	95291.71	
57369.71	79660	Platinum global equity fund (unhedged)	77639.91	
74677.41	79665	T Rowe Price global equity fund	92836.41	
57586.64	79670	Walter Scott global equity fund (hedged)	72365.98	
56951.61	79690	Zurich global growth fund (unhedged)	67466.93	
4610.61	904	Provision for income tax	5093.20	
	<b>999</b>	<b>Jobstream Selection Account</b>		
22.00	99901	Jobstream Selection Account	-	

From First to Last by Account  
Options: Not summarised, Excluding NIL Balances  
Client Code: MAY103 From 01/07/2022 To 30/06/2023

<b>Last Year</b>	<b>Account</b>	<b>Description</b>	<b>Debit</b>	<b>Credit</b>
(22.00)	99999	Clearing balance	-	
<u>531703.29</u>		Total	<u>3799764.34</u>	<u>3799764.34</u>

NET PROFIT THIS YEAR 346211.47  
NET LOSS LAST YEAR 531703.29

No. of Accounts: 54  
No. of Entries: 109

Client Code: MAY103  
From First to Last by Account  
From 01/07/2022 To 30/06/2023

Date	Type	Gp	Ref.	Debit	Credit	Balance
<b>197</b>	<b>Managed fund distributions</b>					
<b>19740</b>	<b>Netwealth managed portfolio</b>					
LY Closing Balance						(259397.43)
30/06/2023	Jnl		2		128778.53	(128778.53)
						netwealth cash receipts & pmts for the year
Closing Balance				0.00	128778.53	(128778.53)
<b>198</b>	<b>Dividends Received</b>					
<b>19802</b>	<b>Netwealth managed portfolio</b>					
LY Closing Balance						(4779.90)
30/06/2023	Jnl		2		4902.85	(4902.85)
						netwealth cash receipts & pmts for the year
Closing Balance				0.00	4902.85	(4902.85)
<b>199</b>	<b>Interest received</b>					
LY Closing Balance						(1247.50)
30/06/2023	Jnl		1		351.14	(351.14)
						mac cmt cash receipts & pmts for the year
30/06/2023	Jnl		2		1428.88	(1780.02)
						netwealth cash receipts & pmts for the year
30/06/2023	Jnl		2		904.15	(2684.17)
						netwealth cash receipts & pmts for the year
Closing Balance				0.00	2684.17	(2684.17)
<b>204</b>	<b>Changes in net market values of other assets</b>					
<b>20404</b>	<b>Managed funds</b>					
LY Closing Balance						786209.82
30/06/2023	Jnl		4		240168.73	(240168.73)
						revaluation of investments to market value at year end
Closing Balance				0.00	240168.73	(240168.73)
<b>20434</b>	<b>Managed funds</b>					
LY Closing Balance						2323.13
30/06/2023	Jnl		3	11022.52		11022.52
						profit on disposal of investments during the year
Closing Balance				11022.52	0.00	11022.52

Client Code: MAY103  
From First to Last by Account  
From 01/07/2022 To 30/06/2023

Date	Type	Gp	Ref.	Debit	Credit	Balance
<b>300 Accountancy fees</b>						
						LY Closing Balance 2860.00
30/06/2023	Jnl		1	3300.00		3300.00
				mac cmt cash receipts & pmts for the year		
				Closing Balance 3300.00	0.00	3300.00
<b>301 Administration costs</b>						
						LY Closing Balance 1320.00
30/06/2023	Jnl		1	1650.00		1650.00
				mac cmt cash receipts & pmts for the year		
				Closing Balance 1650.00	0.00	1650.00
<b>344 Portfolio fees</b>						
						LY Closing Balance 4156.17
30/06/2023	Jnl		2	14091.29		14091.29
				netwealth cash receipts & pmts for the year		
				Closing Balance 14091.29	0.00	14091.29
<b>364 Filing fees</b>						
						LY Closing Balance 259.00
30/06/2023	Jnl		1	259.00		259.00
				mac cmt cash receipts & pmts for the year		
				Closing Balance 259.00	0.00	259.00
<b>550 SUPERANNUATION FUND</b>						
<b>55001 Unallocated Benefits Brought Forward</b>						
						Opening Balance 0.00
01/07/2022	Jnl			531703.29		531703.29
				Year end balance forward		
01/07/2022	Jnl				531703.29	0.00
				Year end balance forward		
				Closing Balance 531703.29	531703.29	0.00
<b>55002 Profit Earned This Year</b>						
						Opening Balance 531703.29
01/07/2022	Jnl				531703.29	0.00
				Year end balance forward : Profit distribution		
				Closing Balance 0.00	531703.29	0.00

Client Code: MAY103 From First to Last by Account  
From 01/07/2022 To 30/06/2023

Date	Type Gp	Ref.	Debit	Credit	Balance
<b>55003 Distribution to Members</b>					
Opening Balance					(531703.29)
01/07/2022	Jnl		531703.29		0.00
Year end balance forward					
30/06/2023	Jnl	5	346211.47		346211.47
allocation of net earnings to members for the year					
Closing Balance			877914.76	0.00	346211.47
<b>551 BARRY LEONARD MAYO</b>					
<b>55101 Balance at beginning of year</b>					
Opening Balance					(2287646.61)
01/07/2022	Jnl		349448.62		(1938197.99)
Year end balance forward					
01/07/2022	Jnl			8452.31	(1946650.30)
Year end balance forward					
01/07/2022	Jnl			27500.00	(1974150.30)
Year end balance forward					
01/07/2022	Jnl		4125.00		(1970025.30)
Year end balance forward					
Closing Balance			353573.62	35952.31	(1970025.30)
<b>55102 Allocated earnings</b>					
Opening Balance					349448.62
01/07/2022	Jnl			349448.62	0.00
Year end balance forward					
30/06/2023	Jnl	5		226692.99	(226692.99)
allocation of net earnings to members for the year					
Closing Balance			0.00	576141.61	(226692.99)
<b>55105 Income tax expense on earnings</b>					
Opening Balance					(8452.31)
01/07/2022	Jnl		8452.31		0.00
Year end balance forward					
30/06/2023	Jnl	6		8736.89	(8736.89)
tax expense for the year					
Closing Balance			8452.31	8736.89	(8736.89)
<b>55107 Contributions from employer</b>					
Opening Balance					(27500.00)
01/07/2022	Jnl		27500.00		0.00
Year end balance forward					
30/06/2023	Jnl	1		27500.00	(27500.00)
mac cmt cash receipts & pmts for the year					
Closing Balance			27500.00	27500.00	(27500.00)

Client Code: MAY103 From First to Last by Account  
From 01/07/2022 To 30/06/2023

Date	Type Gp	Ref.	Debit	Credit	Balance
<b>55110 Income tax expense on contributions</b>					
					4125.00
Opening Balance					
01/07/2022	Jnl			4125.00	0.00
Year end balance forward					
30/06/2023	Jnl	6	4125.00		4125.00
tax expense for the year					
Closing Balance			4125.00	4125.00	4125.00
<b>552 JILLIAN ANN MAYO</b>					
<b>55201 Balance at beginning of year</b>					
Opening Balance					(1193121.46)
01/07/2022	Jnl		182254.67		(1010866.79)
Year end balance forward					
01/07/2022	Jnl			4408.30	(1015275.09)
Year end balance forward					
01/07/2022	Jnl			27500.00	(1042775.09)
Year end balance forward					
01/07/2022	Jnl		4125.00		(1038650.09)
Year end balance forward					
Closing Balance			186379.67	31908.30	(1038650.09)
<b>55202 Allocated earnings</b>					
Opening Balance					182254.67
01/07/2022	Jnl			182254.67	0.00
Year end balance forward					
30/06/2023	Jnl	5		119518.48	(119518.48)
allocation of net earnings to members for the year					
Closing Balance			0.00	301773.15	(119518.48)
<b>55205 Income tax expense on earnings</b>					
Opening Balance					(4408.30)
01/07/2022	Jnl		4408.30		0.00
Year end balance forward					
30/06/2023	Jnl	6		4606.31	(4606.31)
tax expense for the year					
Closing Balance			4408.30	4606.31	(4606.31)
<b>55207 Contributions from employer</b>					
Opening Balance					(27500.00)
01/07/2022	Jnl		27500.00		0.00
Year end balance forward					
30/06/2023	Jnl	1		27500.00	(27500.00)
mac cmt cash receipts & pmts for the year					
Closing Balance			27500.00	27500.00	(27500.00)

Client Code: MAY103  
From First to Last by Account  
From 01/07/2022 To 30/06/2023

Date	Type	Gp	Ref.	Debit	Credit	Balance
<b>55210 Income tax expense on contributions</b>						
	Opening Balance					4125.00
01/07/2022	Jnl				4125.00	0.00
	Year end balance forward					
30/06/2023	Jnl		6	4125.00		4125.00
	tax expense for the year					
	Closing Balance					4125.00
<b>680 Cash at bank</b>						
	Opening Balance					64774.74
30/06/2023	Jnl		1		45247.25	19527.49
	mac cmt cash receipts & pmts for the year					
	Closing Balance					0.00
<b>681 Netwealth portfolio account</b>						
	Opening Balance					292796.20
30/06/2023	Jnl		1	100000.00		392796.20
	mac cmt cash receipts & pmts for the year					
30/06/2023	Jnl		2		279340.79	113455.41
	netwealth cash receipts & pmts for the year					
	Closing Balance					100000.00
<b>789 Interest bearing securities</b>						
<b>78910 ANZ cap notes 4 - 20/03/2026</b>						
	Opening Balance					38767.50
30/06/2023	Jnl		2	29994.65		68762.15
	netwealth cash receipts & pmts for the year					
30/06/2023	Jnl		2	37.49		68799.64
	netwealth cash receipts & pmts for the year					
30/06/2023	Jnl		4		1002.89	67796.75
	revaluation of investments to market value at year end					
	Closing Balance					30032.14
<b>78920 ANZ cap notes 5 - 20/03/2027</b>						
	Opening Balance					48644.75
30/06/2023	Jnl		2	19691.60		68336.35
	netwealth cash receipts & pmts for the year					
30/06/2023	Jnl		2	24.61		68360.96
	netwealth cash receipts & pmts for the year					
30/06/2023	Jnl		4	67.54		68428.50
	revaluation of investments to market					



Client Code: MAY103 From First to Last by Account  
From 01/07/2022 To 30/06/2023

Date	Type Gp	Ref.	Debit	Credit	Balance
<b>78920</b>	<b>ANZ cap notes 5 - 20/03/2027 : Continued</b>				
	value at year end				
Closing Balance			19783.75	0.00	68428.50
<b>78930</b>	<b>Alexander credit opps fund</b>				
Opening Balance					0.00
30/06/2023	Jnl	2	25000.00		25000.00
	netwealth cash receipts & pmts for the year				
30/06/2023	Jnl	2	25000.00		50000.00
	netwealth cash receipts & pmts for the year				
30/06/2023	Jnl	4		764.18	49235.82
	revaluation of investments to market value at year end				
Closing Balance			50000.00	764.18	49235.82
<b>78945</b>	<b>Pimco aust bond fund</b>				
Opening Balance					37915.61
30/06/2023	Jnl	2		39409.14	(1493.53)
	netwealth cash receipts & pmts for the year				
30/06/2023	Jnl	3		3445.93	(4939.46)
	profit on disposal of investments during the year				
30/06/2023	Jnl	4	4939.46		0.00
	revaluation of investments to market value at year end				
Closing Balance			4939.46	42855.07	0.00
<b>78950</b>	<b>Perpetual pure credit alpha fund</b>				
Opening Balance					104156.69
30/06/2023	Jnl	2	10000.00		114156.69
	netwealth cash receipts & pmts for the year				
30/06/2023	Jnl	4	3033.60		117190.29
	revaluation of investments to market value at year end				
Closing Balance			13033.60	0.00	117190.29
<b>78955</b>	<b>Principal global credit opportunities fund</b>				
Opening Balance					86320.29
30/06/2023	Jnl	2	10000.00		96320.29
	netwealth cash receipts & pmts for the year				
30/06/2023	Jnl	2		30000.00	66320.29
	netwealth cash receipts & pmts for the year				
30/06/2023	Jnl	3		7576.59	58743.70
	profit on disposal of investments during the year				

Client Code: MAY103 From First to Last by Account  
From 01/07/2022 To 30/06/2023

Date	Type Gp	Ref.	Debit	Credit	Balance
<b>78955</b>	<b>Principal global credit opportunities fund : Continued</b>				
30/06/2023	Jnl	4	7519.25		66262.95
			revaluation of investments to market value at year end		
Closing Balance			17519.25	37576.59	66262.95
<b>790</b>	<b>Property securities</b>				
<b>79015</b>	<b>Dexus property for income fund</b>				
Opening Balance					194339.81
30/06/2023	Jnl	2	198.26		194538.07
			netwealth cash receipts & pmts for the year		
30/06/2023	Jnl	4		1343.50	193194.57
			revaluation of investments to market value at year end		
Closing Balance			198.26	1343.50	193194.57
<b>79060</b>	<b>SGH property income fund</b>				
Opening Balance					203274.04
30/06/2023	Jnl	4		1828.00	201446.04
			revaluation of investments to market value at year end		
Closing Balance			0.00	1828.00	201446.04
<b>79080</b>	<b>Zurich property securities fund</b>				
Opening Balance					193263.58
30/06/2023	Jnl	4	8441.70		201705.28
			revaluation of investments to market value at year end		
Closing Balance			8441.70	0.00	201705.28
<b>79090</b>	<b>Vanguard aust prop index fund</b>				
Opening Balance					0.00
30/06/2023	Jnl	2	50000.00		50000.00
			netwealth cash receipts & pmts for the year		
30/06/2023	Jnl	2	89.20		50089.20
			netwealth cash receipts & pmts for the year		
30/06/2023	Jnl	4		3941.55	46147.65
			revaluation of investments to market value at year end		
Closing Balance			50089.20	3941.55	46147.65
<b>791</b>	<b>Small Cap domestic equities</b>				

Client Code: MAY103 From First to Last by Account  
From 01/07/2022 To 30/06/2023

Date	Type Gp	Ref.	Debit	Credit	Balance
<b>79110</b>	<b>SGH small coys fund</b>				
Opening Balance					96988.70
30/06/2023	Jnl	2	20000.00		116988.70
			netwealth cash receipts & pmts for the year		
30/06/2023	Jnl	4	12189.30		129178.00
			revaluation of investments to market value at year end		
Closing Balance			32189.30	0.00	129178.00
<b>79130</b>	<b>Hyperion small coys fund</b>				
Opening Balance					101805.15
30/06/2023	Jnl	2	5000.00		106805.15
			netwealth cash receipts & pmts for the year		
30/06/2023	Jnl	4	32391.14		139196.29
			revaluation of investments to market value at year end		
Closing Balance			37391.14	0.00	139196.29
<b>79150</b>	<b>Pengana emerging coys fund</b>				
Opening Balance					98268.75
30/06/2023	Jnl	2	20000.00		118268.75
			netwealth cash receipts & pmts for the year		
30/06/2023	Jnl	4	888.48		119157.23
			revaluation of investments to market value at year end		
Closing Balance			20888.48	0.00	119157.23
<b>79180</b>	<b>SGH emerging coys fund</b>				
Opening Balance					91208.46
30/06/2023	Jnl	2	25000.00		116208.46
			netwealth cash receipts & pmts for the year		
30/06/2023	Jnl	4		7613.31	108595.15
			revaluation of investments to market value at year end		
Closing Balance			25000.00	7613.31	108595.15
<b>795</b>	<b>Large Cap domestic equities</b>				
<b>79505</b>	<b>Alphinity sustainable share fund</b>				
Opening Balance					85935.52
30/06/2023	Jnl	4	7452.74		93388.26
			revaluation of investments to market value at year end		
Closing Balance			7452.74	0.00	93388.26

Client Code: MAY103 From First to Last by Account  
From 01/07/2022 To 30/06/2023

Date	Type Gp	Ref.	Debit	Credit	Balance
<b>79510</b>					
					<b>Bennelong aust equity fund</b>
					Opening Balance
					170763.01
30/06/2023	Jnl	4	4984.17		175747.18
					revaluation of investments to market value at year end
					Closing Balance
			4984.17	0.00	175747.18
<b>79530</b>					
					<b>First Sentier geared share fund</b>
					Opening Balance
					226336.23
30/06/2023	Jnl	2	65000.00		291336.23
					netwealth cash receipts & pmts for the year
30/06/2023	Jnl	2	65000.00		356336.23
					netwealth cash receipts & pmts for the year
30/06/2023	Jnl	4	50149.34		406485.57
					revaluation of investments to market value at year end
					Closing Balance
			180149.34	0.00	406485.57
<b>79540</b>					
					<b>MBA aust share fund</b>
					Opening Balance
					125125.16
30/06/2023	Jnl	2	10000.00		135125.16
					netwealth cash receipts & pmts for the year
30/06/2023	Jnl	4	7189.09		142314.25
					revaluation of investments to market value at year end
					Closing Balance
			17189.09	0.00	142314.25
<b>79555</b>					
					<b>Perpetual concentrated equity fund</b>
					Opening Balance
					120102.20
30/06/2023	Jnl	2	10000.00		130102.20
					netwealth cash receipts & pmts for the year
30/06/2023	Jnl	4	4815.37		134917.57
					revaluation of investments to market value at year end
					Closing Balance
			14815.37	0.00	134917.57
<b>79560</b>					
					<b>Platypus aust equity fund</b>
					Opening Balance
					162608.02
30/06/2023	Jnl	4	23079.85		185687.87
					revaluation of investments to market value at year end
					Closing Balance
			23079.85	0.00	185687.87

Client Code: MAY103 From First to Last by Account  
From 01/07/2022 To 30/06/2023

Date	Type Gp	Ref.	Debit	Credit	Balance
<b>79570</b>	<b>Schroder aust equity fund</b>				
Opening Balance					0.00
30/06/2023	Jnl	2	50000.00		50000.00
			netwealth cash receipts & pmts for the year		
30/06/2023	Jnl	2	2484.08		52484.08
			netwealth cash receipts & pmts for the year		
30/06/2023	Jnl	4		691.24	51792.84
			revaluation of investments to market value at year end		
Closing Balance			52484.08	691.24	51792.84
<b>796</b>	<b>International equities</b>				
<b>79610</b>	<b>Arrowstreet global equity fund (hedged)</b>				
Opening Balance					56543.28
30/06/2023	Jnl	2	4000.00		60543.28
			netwealth cash receipts & pmts for the year		
30/06/2023	Jnl	4	6335.66		66878.94
			revaluation of investments to market value at year end		
Closing Balance			10335.66	0.00	66878.94
<b>79630</b>	<b>Hyperion global growth companies fund</b>				
Opening Balance					78023.85
30/06/2023	Jnl	2	0.01		78023.86
			netwealth cash receipts & pmts for the year		
30/06/2023	Jnl	4	28532.16		106556.02
			revaluation of investments to market value at year end		
Closing Balance			28532.17	0.00	106556.02
<b>79650</b>	<b>Magellan high conviction fund</b>				
Opening Balance					79517.87
30/06/2023	Jnl	2		5628.25	73889.62
			netwealth cash receipts & pmts for the year		
30/06/2023	Jnl	4	21402.09		95291.71
			revaluation of investments to market value at year end		
Closing Balance			21402.09	5628.25	95291.71

Client Code: MAY103      From First to Last by Account  
From 01/07/2022 To 30/06/2023

Date	Type Gp	Ref.	Debit	Credit	Balance
<b>79660</b>	<b>Platinum global equity fund (unhedged)</b>				
	Opening Balance				57369.71
30/06/2023	Jnl	2	3000.00		60369.71
	netwealth cash receipts & pmts for the year				
30/06/2023	Jnl	2	9000.00		69369.71
	netwealth cash receipts & pmts for the year				
30/06/2023	Jnl	4	8270.20		77639.91
	revaluation of investments to market value at year end				
	Closing Balance		20270.20	0.00	77639.91
<b>79665</b>	<b>T Rowe Price global equity fund</b>				
	Opening Balance				74677.41
30/06/2023	Jnl	2	4000.00		78677.41
	netwealth cash receipts & pmts for the year				
30/06/2023	Jnl	4	14159.00		92836.41
	revaluation of investments to market value at year end				
	Closing Balance		18159.00	0.00	92836.41
<b>79670</b>	<b>Walter Scott global equity fund (hedged)</b>				
	Opening Balance				57586.64
30/06/2023	Jnl	2	8000.00		65586.64
	netwealth cash receipts & pmts for the year				
30/06/2023	Jnl	4	6779.34		72365.98
	revaluation of investments to market value at year end				
	Closing Balance		14779.34	0.00	72365.98
<b>79690</b>	<b>Zurich global growth fund (unhedged)</b>				
	Opening Balance				56951.61
30/06/2023	Jnl	2	3000.00		59951.61
	netwealth cash receipts & pmts for the year				
30/06/2023	Jnl	2	2781.40		62733.01
	netwealth cash receipts & pmts for the year				
30/06/2023	Jnl	4	4733.92		67466.93
	revaluation of investments to market value at year end				
	Closing Balance		10515.32	0.00	67466.93

Client Code: MAY103  
From First to Last by Account  
From 01/07/2022 To 30/06/2023

Date	Type	Gp	Ref.	Debit	Credit	Balance
<b>904</b>	<b>Provision for income tax</b>					
	Opening Balance					4610.61
30/06/2023	Jnl		1		4610.61	0.00
	mac cmt cash receipts & pmts for the year					
30/06/2023	Jnl		6	5093.20		5093.20
	tax expense for the year					
	Closing Balance					5093.20
<b>999</b>	<b>Jobstream Selection Account</b>					
<b>99901</b>	<b>Jobstream Selection Account</b>					
	Opening Balance					22.00
30/06/2023	Jnl		0		22.00	0.00
	rollover adj					
	Closing Balance					0.00
<b>99999</b>	<b>Clearing balance</b>					
	Opening Balance					(22.00)
30/06/2023	Jnl		0	22.00		0.00
	rollover adj					
	Closing Balance					22.00
	Debits					2894774.66
	Credits					2894774.66
	No. of Accounts					55.00
	No. of Entries					109.00

Client Code: MAY103

Date	Type	Grp	Ref	Account	Description	Amount	Bal2	Narration
01/07/2022	Jnl			55002	Profit Earned This Year	(531703.29)	-	Year end balance forward : Profit distribution
01/07/2022	Jnl			55001	Unallocated Benefits Brought Forward	531703.29	-	Year end balance forward
01/07/2022	Jnl			55003	Distribution to Members	531703.29	-	Year end balance forward
01/07/2022	Jnl			55001	Unallocated Benefits Brought Forward	(531703.29)	-	Year end balance forward
01/07/2022	Jnl			55102	Allocated earnings	(349448.62)	-	Year end balance forward
01/07/2022	Jnl			55101	Balance at beginning of year	349448.62	-	Year end balance forward
01/07/2022	Jnl			55105	Income tax expense on earnings	8452.31	-	Year end balance forward
01/07/2022	Jnl			55101	Balance at beginning of year	(8452.31)	-	Year end balance forward
01/07/2022	Jnl			55107	Contributions from employer	27500.00	-	Year end balance forward
01/07/2022	Jnl			55101	Balance at beginning of year	(27500.00)	-	Year end balance forward
01/07/2022	Jnl			55110	Income tax expense on contributions	(4125.00)	-	Year end balance forward
01/07/2022	Jnl			55101	Balance at beginning of year	4125.00	-	Year end balance forward
01/07/2022	Jnl			55202	Allocated earnings	(182254.67)	-	Year end balance forward
01/07/2022	Jnl			55201	Balance at beginning of year	182254.67	-	Year end balance forward
01/07/2022	Jnl			55205	Income tax expense on earnings	4408.30	-	Year end balance forward
01/07/2022	Jnl			55201	Balance at beginning of year	(4408.30)	-	Year end balance forward
01/07/2022	Jnl			55207	Contributions from employer	27500.00	-	Year end balance forward
01/07/2022	Jnl			55201	Balance at beginning of year	(27500.00)	-	Year end balance forward
01/07/2022	Jnl			55210	Income tax expense on contributions	(4125.00)	-	Year end balance forward
01/07/2022	Jnl			55201	Balance at beginning of year	4125.00	-	Year end balance forward
30/06/2023	Jnl		0	99999	Clearing balance	22.00	-	Year end balance forward rollover adj
30/06/2023	Jnl		0	99901	Jobstream Selection Account	(22.00)	-	rollover adj
30/06/2023	Jnl		1	680	Cash at bank	(45247.25)	-	mac cmt cash receipts & pmnts



Client Code: MAY103

Date	Type	Grp	Ref	Account	Description	Amount	Bal2	Narration
30/06/2023	Jnl	1	1	199	Interest received	(351.14)	-	for the year mac cmt cash receipts & pmnts for the year
30/06/2023	Jnl	1	1	904	Provision for income tax	(4610.61)	-	mac cmt cash receipts & pmnts for the year
30/06/2023	Jnl	1	1	364	Filing fees	259.00	-	mac cmt cash receipts & pmnts for the year
30/06/2023	Jnl	1	1	300	Accountancy fees	3300.00	-	mac cmt cash receipts & pmnts for the year
30/06/2023	Jnl	1	1	301	Administration costs	1650.00	-	mac cmt cash receipts & pmnts for the year
30/06/2023	Jnl	1	1	681	Netwealth portfolio account	100000.00	-	mac cmt cash receipts & pmnts for the year
30/06/2023	Jnl	1	1	55107	Contributions from employer	(27500.00)	-	mac cmt cash receipts & pmnts for the year
30/06/2023	Jnl	1	1	55207	Contributions from employer	(27500.00)	-	mac cmt cash receipts & pmnts for the year
30/06/2023	Jnl	2	2	681	Netwealth portfolio account	(279340.79)	-	netwealth cash receipts & pmnts for the year
30/06/2023	Jnl	2	2	79540	MBA aust share fund	10000.00	-	netwealth cash receipts & pmnts for the year
30/06/2023	Jnl	2	2	79110	SGH small coys fund	20000.00	-	netwealth cash receipts & pmnts for the year
30/06/2023	Jnl	2	2	79180	SGH emerging coys fund	25000.00	-	netwealth cash receipts & pmnts for the year
30/06/2023	Jnl	2	2	79530	First Sentier geared share fund	65000.00	-	netwealth cash receipts & pmnts for the year
30/06/2023	Jnl	2	2	79555	Perpetual concentrated equity fund	10000.00	-	netwealth cash receipts & pmnts for the year
30/06/2023	Jnl	2	2	79150	Pengana emerging coys fund	20000.00	-	netwealth cash receipts & pmnts for the year
30/06/2023	Jnl	2	2	78955	Principal global credit opportunities		-	netwealth cash receipts & pmnts for the year

Client Code: MAY103

Date	Type	Grp	Ref	Account	Description	Amount	Bal2	Narration
					fund	10000.00	-	netwealth cash receipts & pmts for the year
30/06/2023	Jnl	2		79570	Schroder aust equity fund	50000.00	-	netwealth cash receipts & pmts for the year
30/06/2023	Jnl	2		79090	Vanguard aust prop index fund	50000.00	-	netwealth cash receipts & pmts for the year
30/06/2023	Jnl	2		79690	Zurich global growth fund (unhedged)	3000.00	-	netwealth cash receipts & pmts for the year
30/06/2023	Jnl	2		79130	Hyperion small coys fund	5000.00	-	netwealth cash receipts & pmts for the year
30/06/2023	Jnl	2		79610	Arrowstreet global equity fund (hedged)	4000.00	-	netwealth cash receipts & pmts for the year
30/06/2023	Jnl	2		79660	Platinum global equity fund (unhedged)	3000.00	-	netwealth cash receipts & pmts for the year
30/06/2023	Jnl	2		79530	First Sentier geared share fund	65000.00	-	netwealth cash receipts & pmts for the year
30/06/2023	Jnl	2		79665	T Rowe Price global equity fund	4000.00	-	netwealth cash receipts & pmts for the year
30/06/2023	Jnl	2		78950	Perpetual pure credit alpha fund	10000.00	-	netwealth cash receipts & pmts for the year
30/06/2023	Jnl	2		79670	Walter Scott global equity fund (hedged)	8000.00	-	netwealth cash receipts & pmts for the year
30/06/2023	Jnl	2		79660	Platinum global equity fund (unhedged)	9000.00	-	netwealth cash receipts & pmts for the year
30/06/2023	Jnl	2		78910	ANZ cap notes 4 - 20/03/2026	29994.65	-	netwealth cash receipts & pmts for the year
30/06/2023	Jnl	2		78945	Pimco aust bond fund	(39409.14)	-	netwealth cash receipts & pmts for the year
30/06/2023	Jnl	2		78955	Principal global credit opportunities fund	(30000.00)	-	netwealth cash receipts & pmts for the year

Client Code: MAY103

Date	Type	Grp	Ref	Account	Description	Amount	Bal2	Narration
30/06/2023	Jnl		2	78910	ANZ cap notes 4 - 20/03/2026	37.49	-	for the year netwealth cash receipts & pmts for the year
30/06/2023	Jnl		2	78930	Alexander credit opps fund	25000.00	-	netwealth cash receipts & pmts for the year
30/06/2023	Jnl		2	78920	ANZ cap notes 5 - 20/03/2027	19691.60	-	netwealth cash receipts & pmts for the year
30/06/2023	Jnl		2	78920	ANZ cap notes 5 - 20/03/2027	24.61	-	netwealth cash receipts & pmts for the year
30/06/2023	Jnl		2	78930	Alexander credit opps fund	25000.00	-	netwealth cash receipts & pmts for the year
30/06/2023	Jnl		2	79630	Hyperion global growth companies fund	0.01	-	netwealth cash receipts & pmts for the year
30/06/2023	Jnl		2	199	Interest received	(1428.88)	-	netwealth cash receipts & pmts for the year
30/06/2023	Jnl		2	199	Interest received	(904.15)	-	netwealth cash receipts & pmts for the year
30/06/2023	Jnl		2	344	Portfolio fees	14091.29	-	netwealth cash receipts & pmts for the year
30/06/2023	Jnl		2	19740	Netwealth managed portfolio	(128778.53)	-	netwealth cash receipts & pmts for the year
30/06/2023	Jnl		2	19802	Netwealth managed portfolio	(4902.85)	-	netwealth cash receipts & pmts for the year
30/06/2023	Jnl		2	79015	Dexus property for income fund	198.26	-	netwealth cash receipts & pmts for the year
30/06/2023	Jnl		2	79650	Magellan high conviction fund	(5628.25)	-	netwealth cash receipts & pmts for the year
30/06/2023	Jnl		2	79570	Schroder aust equity fund	2484.08	-	netwealth cash receipts & pmts for the year
30/06/2023	Jnl		2	79090	Vanguard aust prop index fund	89.20	-	netwealth cash receipts & pmts for the year

Client Code: MAY103

Date	Type	Grp	Ref	Account	Description	Amount	Bal2	Narration
30/06/2023	Jnl		2	79690	Zurich global growth fund (unhedged)	2781.40	-	netwealth cash receipts & pmts for the year
30/06/2023	Jnl		3	78945	Pimco aust bond fund	(3445.93)	-	profit on disposal of investments during the year
30/06/2023	Jnl		3	78955	Principal global credit opportunities fund	(7576.59)	-	profit on disposal of investments during the year
30/06/2023	Jnl		3	20434	Managed funds	11022.52	-	profit on disposal of investments during the year
30/06/2023	Jnl		4	78930	Alexander credit opps fund	(764.18)	-	revaluation of investments to market value at year end
30/06/2023	Jnl		4	78945	Pimco aust bond fund	4939.46	-	revaluation of investments to market value at year end
30/06/2023	Jnl		4	79505	Alphinity sustainable share fund	7452.74	-	revaluation of investments to market value at year end
30/06/2023	Jnl		4	78910	ANZ cap notes 4 - 20/03/2026	(1002.89)	-	revaluation of investments to market value at year end
30/06/2023	Jnl		4	78920	ANZ cap notes 5 - 20/03/2027	67.54	-	revaluation of investments to market value at year end
30/06/2023	Jnl		4	79610	Arrowsstreet global equity fund (hedged)	6335.66	-	revaluation of investments to market value at year end
30/06/2023	Jnl		4	79510	Benneilong aust equity fund	4984.17	-	revaluation of investments to market value at year end
30/06/2023	Jnl		4	79015	Dexus property for income fund	(1343.50)	-	revaluation of investments to market value at year end
30/06/2023	Jnl		4	79530	First Sentier geared share fund	50149.34	-	revaluation of investments to market value at year end
30/06/2023	Jnl		4	79630	Hyperion global growth companies fund	28532.16	-	revaluation of investments to market value at year end
30/06/2023	Jnl		4	79130	Hyperion small coys fund	32391.14	-	revaluation of investments to market value at year end

Client Code: MAY103

Date	Type	Grp	Ref	Account	Description	Amount	Bal2	Narration
30/06/2023	Jnl		4	79650	Magellan high conviction fund	21402.09	-	revaluation of investments to market value at year end
30/06/2023	Jnl		4	79540	MBA aust share fund	7189.09	-	revaluation of investments to market value at year end
30/06/2023	Jnl		4	79150	Pengana emerging coys fund	888.48	-	revaluation of investments to market value at year end
30/06/2023	Jnl		4	79555	Perpetual concentrated equity fund	4815.37	-	revaluation of investments to market value at year end
30/06/2023	Jnl		4	78950	Perpetual pure credit alpha fund	3033.60	-	revaluation of investments to market value at year end
30/06/2023	Jnl		4	79660	Platinum global equity fund (unhedged)	8270.20	-	revaluation of investments to market value at year end
30/06/2023	Jnl		4	79560	Platypus aust equity fund	23079.85	-	revaluation of investments to market value at year end
30/06/2023	Jnl		4	78955	Principal global credit opportunities fund	7519.25	-	revaluation of investments to market value at year end
30/06/2023	Jnl		4	79570	Schroder aust equity fund	(691.24)	-	revaluation of investments to market value at year end
30/06/2023	Jnl		4	79110	SGH small coys fund	12189.30	-	revaluation of investments to market value at year end
30/06/2023	Jnl		4	79180	SGH emerging coys fund	(7613.31)	-	revaluation of investments to market value at year end
30/06/2023	Jnl		4	79060	SGH property income fund	(1828.00)	-	revaluation of investments to market value at year end
30/06/2023	Jnl		4	79665	T Rowe Price global equity fund	14159.00	-	revaluation of investments to market value at year end
30/06/2023	Jnl		4	79090	Vanguard aust prop index fund	(3941.55)	-	revaluation of investments to market value at year end
30/06/2023	Jnl		4	79670	Walter Scott global			

Client Code: MAY103

Date	Type	Grp	Ref	Account	Description	Amount	Bal2	Narration
30/06/2023	Jnl		4	79080	equity fund (hedged)	6779.34	-	revaluation of investments to market value at year end
30/06/2023	Jnl		4	79690	Zurich property securities fund	8441.70	-	revaluation of investments to market value at year end
30/06/2023	Jnl		4	20404	Zurich global growth fund (unhedged)	4733.92	-	revaluation of investments to market value at year end
30/06/2023	Jnl		4	20404	Managed funds	(240168.73)	-	revaluation of investments to market value at year end
30/06/2023	Jnl		5	55003	Distribution to Members	346211.47	-	allocation of net earnings to members for the year
30/06/2023	Jnl		5	55102	Allocated earnings	(226692.99)	-	allocation of net earnings to members for the year
30/06/2023	Jnl		5	55202	Allocated earnings	(119518.48)	-	allocation of net earnings to members for the year
30/06/2023	Jnl		6	904	Provision for income tax	5093.20	-	tax expense for the year
30/06/2023	Jnl		6	55110	Income tax expense on contributions	4125.00	-	tax expense for the year
30/06/2023	Jnl		6	55210	Income tax expense on contributions	4125.00	-	tax expense for the year
30/06/2023	Jnl		6	55105	Income tax expense on earnings	(8736.89)	-	tax expense for the year
30/06/2023	Jnl		6	55205	Income tax expense on earnings	(4606.31)	-	tax expense for the year

Debits: 2894774.66  
Credits: (2894774.66)  
Total: -

No. Trans: 109

MAYO SUPERANNUATION FUND  
MEMBERS ACCOUNTS  
AS AT 30 JUNE 2023

MEMBER	BARRY MAYO	JILLIAN MAYO	INVESTMENT FLUCTUATION RESERVE	TOTAL
OPENING BALANCE	1,970,027.34	1,038,650.06	-0.00	3,008,677.40
EMPLOYER CONTRIBUTIONS	27,500.00	27,500.00	0.00	55,000.00
MEMBER CONTRIBUTIONS	0.00	0.00	0.00	0.00
TAX APPLICABLE TO CONTRIBUTIONS	-4,125.00	-4,125.00	0.00	-8,250.00
SURCHARGE ON CONTRIBUTIONS	0.00	0.00	0.00	0.00
BENEFITS TRANSFERRED IN	0.00	0.00	0.00	0.00
SHARE OF PROFIT	226,692.99	119,518.48	0.00	346,211.47
TAX APPLICABLE TO PROFIT	8,736.89	4,606.31	-0.00	13,343.20
BENEFITS PAID OUT	0.00	0.00	0.00	0.00
<b>TOTAL MEMBERS ACCOUNT</b>	<b>2,228,832.21</b>	<b>1,186,149.86</b>	<b>-0.00</b>	<b>3,414,982.07</b>
<b>REPRESENTED BY</b>				
<b>TAX FREE COMPONENT</b>				
CONTRIBUTIONS SEGMENT	7,274.74	11,704.65	0.00	18,979.39
CRYSTALLISED SEGMENT	14,189.06	47,250.00	0.00	61,439.06
<b>TAXABLE COMPONENT</b>				
TAXED ELEMENT	2,207,368.41	1,127,195.21	0.00	3,334,563.62
UNTAXED ELEMENT (INSURANCE COMPONENT)	0.00	0.00	0.00	0.00
<b>TOTAL MEMBERS BENEFIT</b>	<b>2,228,832.21</b>	<b>1,186,149.86</b>	<b>0.00</b>	<b>3,414,982.07</b>
<b>ELIGIBLE SERVICE PERIOD</b>				
DATE OF BIRTH	21/12/1944	24/08/1945		
AGE - 30 JUNE 2023	78	77		
PERIOD START DATE	01/12/1976	23/07/1990		
PRE JUNE 1983 DAYS	2,403	0		
POST JUNE 1983 DAYS	14,609	12,030		
TOTAL SERVICE DAYS - 30/06/23	17,012	12,030		
<b>MEMBERS RBL LIMIT - LUMP SUM</b>	<b>648,946.00</b>	<b>648,946.00</b>		
EXCESS BENEFITS	1,565,697.15	489,953.86		
<b>MEMBERS RBL LIMIT - PENSION</b>	<b>1,297,886.00</b>	<b>1,297,886.00</b>		
EXCESS BENEFITS	916,757.15	0.00		

**KEY NOTES & FORMULAS**

<b>CONTRIBUTIONS SEGMENT</b>		
OPENING BALANCE - 01/07/2022	7,274.74	11,704.65
EXTERNAL FUND TRANSFERS	0.00	0.00
MEMBERS CONTRIBUTIONS	0.00	0.00
LESS: BENEFITS PAID/ TRANSFERS OUT	0.00	0.00
	7,274.74	11,704.65
<b>CRYSTALLISED SEGMENT</b>		
UNDEDUCTED CONTRIBUTIONS - PRE 1/7/07	14,189.06	47,250.00
PRE JULY 1983 COMPONENT - PRE 1/7/07	0.00	0.00
EXTERNAL FUND TRANSFERS	0.00	0.00
CGT EXEMPT COMPONENT	0.00	0.00
CONCESSIONAL COMPONENT	0.00	0.00
POST JUNE 1994 INVALIDITY COMPONENT	0.00	0.00
LESS: BENEFITS PAID/ TRANSFERS OUT	0.00	0.00
	14,189.06	47,250.00
<b>TAXABLE COMPONENT (TAXED ELEMENT)</b>		
MEMBERS ACCOUNT BALANCE - 30/06/23	2,228,832.21	1,186,149.86
LESS: CONTRIBUTIONS SEGMENT	-7,274.74	-11,704.65
LESS: CRYSTALLISED SEGMENT	-14,189.06	-47,250.00
	2,207,368.41	1,127,195.21
<b>NOTES</b>		

The following link should be used to verify the calculation of the crystallised segment as at 30 June 2007  
<http://calculators.ato.gov.au/scripts/axos/axos.asp?CONTEXT=&KBS=SCC.xr4&go=ok>



**MAYO SUPERANNUATION FUND  
MEMBERS ACCOUNTS  
AS AT 30 JUNE 2023**

EARNINGS RATE	2022	2022	2021	2020	2019	2018	2017	2016
<b>OPENING BALANCE OF FUND</b>	<b>3,008,677.40</b>	<b>3,480,770.08</b>	<b>2,710,129.35</b>	<b>3,030,772.41</b>	<b>2,869,199.51</b>	<b>2,608,051.19</b>	<b>2,358,291.83</b>	<b>2,272,862.45</b>
NET FUND EARNINGS								
EARNINGS FOR YEAR	346,211.47	-531,703.29	765,153.38	-331,939.13	157,581.03	256,956.57	184,823.13	32,560.12
TAX APPLICABLE TO EARNINGS	13,343.20	12,860.61	5,487.35	11,296.07	3,991.87	4,191.75	5,436.23	1,869.26
<b>NET FUND EARNINGS</b>	<b>359,554.67</b>	<b>-518,842.68</b>	<b>770,640.73</b>	<b>-320,643.06</b>	<b>161,572.90</b>	<b>261,148.32</b>	<b>190,259.36</b>	<b>34,429.38</b>
<b>AVERAGE EARNING RATE</b>	<b>11.95%</b>	<b>-14.91%</b>	<b>28.44%</b>	<b>-10.58%</b>	<b>5.63%</b>	<b>10.01%</b>	<b>8.07%</b>	<b>1.51%</b>
<b>AVERAGE 5 YEAR RATE</b>	<b>4.11%</b>	<b>3.72%</b>	<b>8.31%</b>	<b>2.93%</b>	<b>5.89%</b>	<b>6.33%</b>	<b>6.33%</b>	<b>4.88%</b>

6.06%

**MAYO SUPERANNUATION FUND  
MEMBERS ACCOUNTS  
AS AT 30 JUNE 2023**

EMPLOYERS CONTRIBUTIONS ELMTON PTY LTD	BARRY MAYO	JILLIAN MAYO	TOTAL
JULY 2022	27,500.00	27,500.00	55,000.00
AUGUST 2022	0.00	0.00	0.00
SEPTEMBER 2022	0.00	0.00	0.00
OCTOBER 2022	0.00	0.00	0.00
NOVEMBER 2022	0.00	0.00	0.00
DECEMBER 2022	0.00	0.00	0.00
JANUARY 2023	0.00	0.00	0.00
FEBRUARY 2023	0.00	0.00	0.00
MARCH 2023	0.00	0.00	0.00
APRIL 2023	0.00	0.00	0.00
MAY 2023	0.00	0.00	0.00
JUNE 2023	0.00	0.00	0.00
<b>TOTAL EMPLOYER CONTRIBUTIONS</b>	<b>27,500.00</b>	<b>27,500.00</b>	<b>55,000.00</b>



MANAGED FUND TAX ADJUSTMENTS	IMPUTATION CREDITS	FOREIGN TAX CREDITS	TAX FREE INCOME	TAX DEF INCOME	DISCOUNT CAP GAINS	TFN TAX
B/FWD PREVIOUS YEAR	0.00	0.00	0.00	0.00	0.00	0.00
MBA MANAGED FUNDS	0.00	0.00	0.00	0.00	0.00	0.00
ADVANCE MANAGED FUNDS	0.00	0.00	0.00	0.00	0.00	0.00
APN MANAGED FUNDS	0.00	0.00	0.00	0.00	0.00	0.00
NETWEALTH MANAGED FUNDS	29,345.80	1,236.15	0.00	6,369.69	26,351.69	0.00
COLONIAL MANAGED FUNDS - NO 1	0.00	0.00	0.00	0.00	0.00	0.00
COLONIAL MANAGED FUNDS - NO 2	0.00	0.00	0.00	0.00	0.00	0.00
CREDIT SUISSE MANAGED FUNDS	0.00	0.00	0.00	0.00	0.00	0.00
ING MANAGED FUNDS	0.00	0.00	0.00	0.00	0.00	0.00
PERPETUAL MANAGED FUNDS	0.00	0.00	0.00	0.00	0.00	0.00
C/FWD END OF YEAR	0.00	0.00	0.00	0.00	0.00	0.00
TOTALS	29,345.80	1,236.15	0.00	6,369.69	26,351.69	0.00





**Australian Government**  
**Australian Taxation Office**

**Agent** STIRLING WARTON TAYLOR PTY  
 LIMITED

**Client** MAYO SUPERANNUATION FUND

**ABN** 19 043 092 687

**TFN** 793 347 310

## Income tax 551

---

<b>Date generated</b>	21 August 2023
<b>Overdue</b>	\$0.00
<b>Not yet due</b>	\$0.00
<b>Balance</b>	\$0.00

## Transactions

---

2 results found - from 01 July 2022 to 21 August 2023 sorted by **processed date** ordered **newest to oldest**

<b>Processed date</b>	<b>Effective date</b>	<b>Description</b>	<b>Debit (DR)</b>	<b>Credit (CR)</b>	<b>Balance</b>
30 Jan 2023	2 Feb 2023	EFT refund for Income Tax for the period from 01 Jul 21 to 30 Jun 22	\$4,351.61		\$0.00
27 Jan 2023	27 Jan 2023	Tax return Self Man Superfund - Income Tax for the period from 01 Jul 21 to 30 Jun 22		\$4,351.61	\$4,351.61 CR



**Australian Government**  
**Australian Taxation Office**

**Agent** STIRLING WARTON TAYLOR PTY  
LIMITED

**Client** MAYO SUPERANNUATION FUND

**ABN** 19 043 092 687

**TFN** 793 347 310

## Activity statement 001

---


<b>Date generated</b>	21 August 2023
<b>Overdue</b>	\$0.00
<b>Not yet due</b>	\$0.00
<b>Balance</b>	\$0.00

## Transactions

---

0 results found - from 01 July 2022 to 21 August 2023 sorted by **processed date** ordered **newest to oldest**

statement no. 229  
from 31 May 23 to 30 Jun 23



MACQUARIE

## Macquarie Cash Management Account

MACQUARIE BANK LIMITED  
ABN 46 008 583 542 AFSL 237502

enquiries 1800 806 310  
transact@macquarie.com  
www.macquarie.com.au

GPO Box 2520  
Sydney, NSW 2001



015

41981

ELMTON PTY LTD  
GPO BOX 7019  
SYDNEY NSW 2001

1 Shelley Street  
Sydney, NSW 2000

account balance **\$19,527.49**

as at 30 Jun 23

account name ELMTON PTY LTD ATF  
MAYO SUPERANNUATION FUND  
account no. 120760343

transaction	description	debits	credits	balance
31.05.23	OPENING BALANCE			19,486.47
30.06.23	Interest		41.02	19,527.49
	CLOSING BALANCE AS AT 30 JUN 23	0.00	41.02	19,527.49

\* Stepped interest rates for the period 1 June to 22 June: balances \$0.00 to \$4,999.99 earned 2.50% balances \$5,000.00 and above earned 2.50%pa (22 days); 23 June to 30 June: balances \$0.00 to \$4,999.99 earned 2.75% balances \$5,000.00 and above earned 2.75%pa (8 days)

### how to make a transaction

#### online

Log in to [www.macquarie.com.au/personal](http://www.macquarie.com.au/personal)

#### by phone

Call 133 275 to make a phone transaction

#### transfers from another bank account

Transfer funds from another bank to this account:  
BSB 182 222  
ACCOUNT NO. 120760343

#### deposits using BPay

From another bank



Bill code: 20206  
Ref: 120 760 343

continued on next





## Macquarie Cash Management Account

enquiries 1800 806 310

**account name** ELMTON PTY LTD ATF  
 MAYO SUPERANNUATION FUND  
**account no.** 120760343

Please note the following financial services companies and/or financial advisers have authority on your account.

Name	Authority Type
INTEGRITY FINANCIAL PLANNERS PTY LT	Enquiry authority
TAYLOR ROBERT M STIRLING WARTON TAYLOR PTY LTD	Enquiry authority


### Authority descriptions

Enquiry authority - you have authorised the third party to have access to information about your account.

Please consider carefully who you appoint as a third party authority on your account as we may follow their instructions as if they were yours. It is important that you understand this risk and carefully consider what level of authority you give to them. For more information on third party authority levels search 'Macquarie Help' in your browser to find our Help Centre.

### annual interest summary 2022/2023

INTEREST PAID	351.14
TOTAL INCOME PAID	351.14



MACQUARIE

MACQUARIE BANK LIMITED  
ABN 46 008 583 542 AFSL 237502

**enquiries 1800 806 310**  
transact@macquarie.com  
www.macquarie.com.au

GPO Box 2520  
Sydney, NSW 2001

1 Shelley Street  
Sydney, NSW 2000



015 16952

ELMTON PTY LTD  
GPO BOX 7019  
SYDNEY NSW 2001

**account balance \$19,486.47**  
as at 31 May 23

**account name** ELMTON PTY LTD ATF  
MAYO SUPERANNUATION FUND  
**account no.** 120760343

	<b>transaction</b>	<b>description</b>	<b>debits</b>	<b>credits</b>	<b>balance</b>
28.04.23		OPENING BALANCE			19,445.18
31.05.23	Interest	MACQUARIE CMA INTEREST PAID*		41.29	19,486.47
		CLOSING BALANCE AS AT 31 MAY 23	0.00	41.29	19,486.47

\* Stepped interest rates for the period 29 April to 18 May: balances \$0.00 to \$4,999.99 earned 2.25% balances \$5,000.00 and above earned 2.25%pa (20 days); 19 May to 31 May: balances \$0.00 to \$4,999.99 earned 2.50% balances \$5,000.00 and above earned 2.50%pa (13 days)

### how to make a transaction

**online**  
Log in to [www.macquarie.com.au/personal](http://www.macquarie.com.au/personal)

**by phone**  
Call 133 275 to make a phone transaction

**transfers from another bank account**  
Transfer funds from another bank to this account:  
BSB 182 222  
ACCOUNT NO. 120760343

**deposits using BPay**  
From another bank



Bill code: 20206  
Ref: 120 760 343

continued on next



# Macquarie Cash Management Account

MACQUARIE BANK LIMITED  
ABN 46 008 583 542 AFSL 237502

**enquiries** 1800 806 310  
transact@macquarie.com  
www.macquarie.com.au

GPO Box 2520  
Sydney, NSW 2001



015 16466

ELMTON PTY LTD  
GPO BOX 7019  
SYDNEY NSW 2001

1 Shelley Street  
Sydney, NSW 2000

**account balance** \$19,445.18  
as at 28 Apr 23

**account name** ELMTON PTY LTD ATF  
MAYO SUPERANNUATION FUND  
**account no.** 120760343

transaction	description	debits	credits	balance
31.03.23	OPENING BALANCE			19,411.58
28.04.23	Interest		33.60	19,445.18
	CLOSING BALANCE AS AT 28 APR 23	0.00	33.60	19,445.18

\* Stepped interest rates for the period 1 April to 28 April: balances \$0.00 to \$4,999.99 earned 2.25% balances \$5,000.00 and above earned 2.25%pa (28 days)

## how to make a transaction

**online**  
Log in to [www.macquarie.com.au/personal](http://www.macquarie.com.au/personal)

**by phone**  
Call 133 275 to make a phone transaction

**transfers from another bank account**  
Transfer funds from another bank to this account:  
BSB 182 222  
ACCOUNT NO. 120760343

**deposits using BPay**  
From another bank



Billers code: 20206  
Ref: 120 760 343

continued on next



# Macquarie Cash Management Account

MACQUARIE BANK LIMITED  
ABN 46 008 583 542 AFSL 237502

**enquiries 1800 806 310**  
transact@macquarie.com  
www.macquarie.com.au

GPO Box 2520  
Sydney, NSW 2001



ELMTON PTY LTD  
GPO BOX 7019  
SYDNEY NSW 2001

1 Shelley Street  
Sydney, NSW 2000

**account balance \$19,411.58**  
as at 31 Mar 23

**account name** ELMTON PTY LTD ATF  
MAYO SUPERANNUATION FUND  
**account no.** 120760343

transaction	description	debits	credits	balance
28.02.23	OPENING BALANCE			19,376.37
31.03.23	Interest		35.21	19,411.58
	CLOSING BALANCE AS AT 31 MAR 23	0.00	35.21	19,411.58

\* Stepped interest rates for the period 1 March to 21 March: balances \$0.00 to \$4,999.99 earned 2.10%  
balances \$5,000.00 and above earned 2.10%pa (21 days); 22 March to 31 March: balances \$0.00 to  
\$4,999.99 earned 2.25% balances \$5,000.00 and above earned 2.25%pa (10 days)

## how to make a transaction

**online**  
Log in to [www.macquarie.com.au/personal](http://www.macquarie.com.au/personal)

**by phone**  
Call 133 275 to make a phone transaction

**transfers from another bank account**  
Transfer funds from another bank to this account:  
BSB 182 222  
ACCOUNT NO. 120760343

**deposits using BPay**  
From another bank



Billers code: 20206  
Ref: 120 760 343

continued on next



# Macquarie Cash Management Account

MACQUARIE BANK LIMITED  
ABN 46 008 583 542 AFSL 237502

**enquiries** 1800 806 310  
transact@macquarie.com  
www.macquarie.com.au

GPO Box 2520  
Sydney, NSW 2001

1 Shelley Street  
Sydney, NSW 2000



ELMTON PTY LTD  
GPO BOX 7019  
SYDNEY NSW 2001

**account balance** **\$19,376.37**  
as at 28 Feb 23

**account name** ELMTON PTY LTD ATF  
MAYO SUPERANNUATION FUND  
**account no.** 120760343

transaction	description	debits	credits	balance
31.01.23	OPENING BALANCE			14,994.97
02.02.23	Deposit ATO ATO008000017694340		4,351.61	19,346.58
28.02.23	Interest MACQUARIE CMA INTEREST PAID*		29.79	19,376.37
	<b>CLOSING BALANCE AS AT 28 FEB 23</b>	<b>0.00</b>	<b>4,381.40</b>	<b>19,376.37</b>

\* Stepped interest rates for the period 1 February to 21 February: balances \$0.00 to \$4,999.99 earned 2.00%  
balances \$5,000.00 and above earned 2.00%pa (21 days); 22 February to 28 February: balances \$0.00 to  
\$4,999.99 earned 2.10% balances \$5,000.00 and above earned 2.10%pa (7 days)

## how to make a transaction

**online**  
Log in to [www.macquarie.com.au/personal](http://www.macquarie.com.au/personal)

**by phone**  
Call 133 275 to make a phone transaction


**transfers from another bank account**  
Transfer funds from another bank to this account:  
BSB 182 222  
ACCOUNT NO. 120760343

**deposits using BPay**  
From another bank



Bill code: 20206  
Ref: 120 760 343

continued on next



MACQUARIE

# Macquarie Cash Management Account

MACQUARIE BANK LIMITED  
ABN 46 008 583 542 AFSL 237502

**enquiries** 1800 806 310  
transact@macquarie.com  
www.macquarie.com.au

GPO Box 2520  
Sydney, NSW 2001

1 Shelley Street  
Sydney, NSW 2000



015 17062

ELMTON PTY LTD  
GPO BOX 7019  
SYDNEY NSW 2001

**account balance** **\$14,994.97**  
as at 31 Jan 23

**account name** ELMTON PTY LTD ATF  
MAYO SUPERANNUATION FUND  
**account no.** 120760343

transaction	description	debits	credits	balance
30.12.22	OPENING BALANCE			14,968.73
31.01.23	Interest		26.24	14,994.97
	<b>CLOSING BALANCE AS AT 31 JAN 23</b>	<b>0.00</b>	<b>26.24</b>	<b>14,994.97</b>

\* Stepped interest rates for the period 31 December to 31 January: balances \$0.00 to \$4,999.99 earned 2.00%  
balances \$5,000.00 and above earned 2.00%pa (32 days)

## how to make a transaction

**online**  
Log in to [www.macquarie.com.au/personal](http://www.macquarie.com.au/personal)

**by phone**  
Call 133 275 to make a phone transaction


**transfers from another bank account**  
Transfer funds from another bank to this account:  
BSB 182 222  
ACCOUNT NO. 120760343

**deposits using BPay**  
From another bank



Billers code: 20206  
Ref: 120 760 343

continued on next



MACQUARIE

## Macquarie Cash Management Account

MACQUARIE BANK LIMITED

ABN 46 008 583 542

AFSL 237502

enquiries 1800 806 310

transact@macquarie.com

www.macquarie.com.au

GPO Box 2520  
Sydney, NSW 20011 Shelley Street  
Sydney, NSW 2000

015

42267

ELMTON PTY LTD  
GPO BOX 7019  
SYDNEY NSW 2001account balance **\$14,968.73**

as at 30 Dec 22

account name ELMTON PTY LTD ATF  
MAYO SUPERANNUATION FUND  
account no. 120760343

transaction	description	debits	credits	balance
30.11.22	OPENING BALANCE			18,242.66
20.12.22	Cheque CHEQUE WITHDRAWAL 000166	3,300.00		14,942.66
30.12.22	Interest MACQUARIE CMA INTEREST PAID*		26.07	14,968.73
	CLOSING BALANCE AS AT 30 DEC 22	3,300.00	26.07	14,968.73

\* Stepped interest rates for the period 1 December to 15 December: balances \$0.00 to \$4,999.99 earned 1.75% balances \$5,000.00 and above earned 1.75%pa (15 days); 16 December to 30 December: balances \$0.00 to \$4,999.99 earned 2.00% balances \$5,000.00 and above earned 2.00%pa (15 days)

## how to make a transaction

## online

Log in to [www.macquarie.com.au/personal](http://www.macquarie.com.au/personal)

## by phone

Call 133 275 to make a phone transaction

## transfers from another bank account

Transfer funds from another bank to this account:

BSB 182 222

ACCOUNT NO. 120760343

## deposits using BPay


From another bank



Billers code: 20206

Ref: 120 760 343

continued on next



MACQUARIE

# Macquarie Cash Management Account

MACQUARIE BANK LIMITED  
ABN 46 008 583 542 AFSL 237502

enquiries 1800 806 310  
transact@macquarie.com  
www.macquarie.com.au

GPO Box 2520  
Sydney, NSW 2001

1 Shelley Street  
Sydney, NSW 2000



015 5567

ELMTON PTY LTD  
GPO BOX 7019  
SYDNEY NSW 2001

account balance **\$18,242.66**  
as at 30 Nov 22

account name ELMTON PTY LTD ATF  
MAYO SUPERANNUATION FUND  
account no. 120760343

transaction	description	debits	credits	balance
31.10.22	OPENING BALANCE			18,218.36
30.11.22	Interest MACQUARIE CMA INTEREST PAID*		24.30	18,242.66
	CLOSING BALANCE AS AT 30 NOV 22	0.00	24.30	<b>18,242.66</b>

\* Stepped interest rates for the period 1 November to 15 November: balances \$0.00 to \$4,999.99 earned 1.50% balances \$5,000.00 and above earned 1.50%pa (15 days); 16 November to 30 November: balances \$0.00 to \$4,999.99 earned 1.75% balances \$5,000.00 and above earned 1.75%pa (15 days)

## how to make a transaction

**online**  
Log in to [www.macquarie.com.au/personal](http://www.macquarie.com.au/personal)

**by phone**  
Call 133 275 to make a phone transaction

**transfers from another bank account**  
Transfer funds from another bank to this account:  
BSB 182 222  
ACCOUNT NO. 120760343


**deposits using BPay**  
From another bank



Bill code: 20206  
Ref: 120 760 343

continued on next





MACQUARIE

## Macquarie Cash Management Account

MACQUARIE BANK LIMITED  
ABN 46 008 583 542 AFSL 237502enquiries 1800 806 310  
transact@macquarie.com  
www.macquarie.com.auGPO Box 2520  
Sydney, NSW 2001

015 17575

ELMTON PTY LTD  
GPO BOX 7019  
SYDNEY NSW 20011 Shelley Street  
Sydney, NSW 2000account balance **\$18,218.36**  
as at 31 Oct 22account name ELMTON PTY LTD ATF  
MAYO SUPERANNUATION FUND  
account no. 120760343

transaction	description	debits	credits	balance
30.09.22	OPENING BALANCE			18,196.80
31.10.22	Interest		21.56	18,218.36
	CLOSING BALANCE AS AT 31 OCT 22	0.00	21.56	18,218.36

\* Stepped interest rates for the period 1 October to 13 October: balances \$0.00 to \$4,999.99 earned 1.25%  
balances \$5,000.00 and above earned 1.25%pa (13 days); 14 October to 31 October: balances \$0.00 to  
\$4,999.99 earned 1.50% balances \$5,000.00 and above earned 1.50%pa (18 days)

## how to make a transaction

## online

Log in to [www.macquarie.com.au/personal](http://www.macquarie.com.au/personal)

## by phone

Call 133 275 to make a phone transaction

## transfers from another bank account

Transfer funds from another bank to this account:  
BSB 182 222  
ACCOUNT NO. 120760343

## deposits using BPay

From another bank



Biller code: 20206 Ref: 120 760 343
--

continued on next



## Macquarie Cash Management Account

MACQUARIE BANK LIMITED  
ABN 46 008 583 542 AFSL 237502enquiries 1800 806 310  
transact@macquarie.com  
www.macquarie.com.auGPO Box 2520  
Sydney, NSW 2001

015 6850

ELMTON PTY LTD  
GPO BOX 7019  
SYDNEY NSW 20011 Shelley Street  
Sydney, NSW 2000account balance **\$18,196.80**  
as at 30 Sep 22account name ELMTON PTY LTD ATF  
MAYO SUPERANNUATION FUND  
account no. 120760343

transaction	description	debits	credits	balance
31.08.22	OPENING BALANCE			19,830.51
07.09.22	Cheque CHEQUE WITHDRAWAL 000165	1,650.00		18,180.51
30.09.22	Interest MACQUARIE CMA INTEREST PAID*		16.29	18,196.80
	CLOSING BALANCE AS AT 30 SEP 22	1,650.00	16.29	18,196.80

\* Stepped interest rates for the period 1 September to 15 September: balances \$0.00 to \$4,999.99 earned 0.90% balances \$5,000.00 and above earned 0.90%pa (15 days); 16 September to 30 September: balances \$0.00 to \$4,999.99 earned 1.25% balances \$5,000.00 and above earned 1.25%pa (15 days)

## how to make a transaction

## online

Log in to [www.macquarie.com.au/personal](http://www.macquarie.com.au/personal)

## by phone

Call 133 275 to make a phone transaction

## transfers from another bank account

Transfer funds from another bank to this account:

BSB 182 222

ACCOUNT NO. 120760343

## deposits using BPay

From another bank



Bill code: 20206

Ref: 120 760 343

continued on next



MACQUARIE

## Macquarie Cash Management Account

MACQUARIE BANK LIMITED  
ABN 46 008 583 542 AFSL 237502enquiries 1800 806 310  
transact@macquarie.com  
www.macquarie.com.auGPO Box 2520  
Sydney, NSW 2001

016

17964

ELMTON PTY LTD  
GPO BOX 7019  
SYDNEY NSW 20011 Shelley Street  
Sydney, NSW 2000account balance **\$19,830.51**  
as at 31 Aug 22account name ELMTON PTY LTD ATF  
MAYO SUPERANNUATION FUND  
account no. 120760343

transaction	description	debits	credits	balance
29.07.22	OPENING BALANCE			119,808.98
05.08.22	Direct debit NETWEALTH INVEST CASE3254315	100,000.00		19,808.98
31.08.22	Interest MACQUARIE CMA INTEREST PAID*		21.53	19,830.51
	CLOSING BALANCE AS AT 31 AUG 22	100,000.00	21.53	19,830.51

\* Stepped interest rates for the period 30 July to 11 August: balances \$0.00 to \$4,999.99 earned 0.50%  
balances \$5,000.00 and above earned 0.50%pa (13 days); 12 August to 31 August: balances \$0.00 to  
\$4,999.99 earned 0.90% balances \$5,000.00 and above earned 0.90%pa (20 days)

## how to make a transaction

## online

Log in to [www.macquarie.com.au/personal](http://www.macquarie.com.au/personal)

## by phone

Call 133 275 to make a phone transaction

## transfers from another bank account

Transfer funds from another bank to this account:

BSB 182 222

ACCOUNT NO. 120760343

## deposits using BPay

From another bank



Biller code: 20206

Ref: 120 760 343

continued on next



# Macquarie Cash Management Account

MACQUARIE BANK LIMITED  
ABN 46 008 583 542 AFSL 237502

**enquiries 1800 806 310**  
transact@macquarie.com  
www.macquarie.com.au

GPO Box 2520  
Sydney, NSW 2001



ELMTON PTY LTD  
GPO BOX 7019  
SYDNEY NSW 2001

1 Shelley Street  
Sydney, NSW 2000

**account balance \$119,808.98**  
as at 29 Jul 22

**account name** ELMTON PTY LTD ATF  
MAYO SUPERANNUATION FUND  
**account no.** 120760343

transaction	description	debits	credits	balance
30.06.22	OPENING BALANCE			64,774.74
08.07.22	Deposit ELMTON PTY LTD Super Contribution		55,000.00	119,774.74
29.07.22	Interest MACQUARIE CMA INTEREST PAID*		34.24	119,808.98
	<b>CLOSING BALANCE AS AT 29 JUL 22</b>	<b>0.00</b>	<b>55,034.24</b>	<b>119,808.98</b>

\* Stepped interest rates for the period 1 July to 13 July: balances \$0.00 to \$4,999.99 earned 0.25% balances \$5,000.00 and above earned 0.25%pa (13 days); 14 July to 29 July: balances \$0.00 to \$4,999.99 earned 0.50% balances \$5,000.00 and above earned 0.50%pa (16 days)

## how to make a transaction

**online**  
Log in to [www.macquarie.com.au/personal](http://www.macquarie.com.au/personal)

**by phone**  
Call 133 275 to make a phone transaction

**transfers from another bank account**  
Transfer funds from another bank to this account:  
BSB 182 222  
ACCOUNT NO. 120760343

**deposits using BPay**  
From another bank



Bill code: 20206  
Ref: 120 760 343

continued on next