



15 October 2021

The Trustees of The Livingstone Superannuation Fund
Unit 30, 340 Hope Island Road
HOPE ISLAND QLD 4212

Praemium Managed Accounts for Infocus

Portfolio name: The Livingstone Superannuation Fund

Portfolio ID: SMA00273876

Tax statement for the financial year to 30 June 2021

Dear The Trustees of The Livingstone Superannuation Fund,

We are pleased to provide your tax statement for your investments held in the Praemium Managed Accounts for Infocus account.

This statement contains the following for the period 1 July 2020 to 30 June 2021:

- » Summary of your reportable tax position
- » Income transactions
- » Disposals of CGT assets
- » Expenses

Further information on how to use this statement to complete your 2020-2021 tax return is provided in our [Tax Guide](#). This guide provides general information only and is not intended to represent specific taxation or financial advice.

Sincerely,

Anna Ipsiopoulos

Chief Operating Officer Australia
Praemium

If you have any questions about this annual statement, please contact our support team on 1800 571 881 or speak to your financial adviser.

Your financial adviser details

Tom Graham

fpadmin@simmonsivingstone.com.au

07 5561 8800

0447 177 644

The Livingstone Superannuation Fund (SMA00273876)

Tax summary

01 Jul 2020 to 30 Jun 2021

Assessable income

Australian income		
Interest	Interest	1.40
	Interest exempt from NRWT	-
	Total interest	1.40
Dividends	Unfranked	2.50
	Unfranked CFI	6.77
	Total unfranked	9.27
	Franked	60.23
	Franking credits	25.82
	Total dividends	95.32
Trust income	Franked distributions	2.10
	Franking credits	4.18
	Gross franked distributions	6.28
	Other trust income ^(a)	56.77
	Total trust income	63.05
Total Australian income		159.77
Foreign income		
Other	Other foreign source income	347.28
	Total other	347.28
Total foreign income		347.28
Net capital gain ^(b)		320.66
Total assessable income		827.71

(a) Share of net income from trusts (excluding gross franked distributions, foreign income, capital gains, and non-assessable amounts). For more details, refer to the 'Trust income' section of the **Income transactions** report.

(b) For more details, refer to the 'Summary of CGT gains/losses' section of the **Realised CGT** report.

Deductions

Investment expenses	Portfolio management fees	-229.32
		-229.32
Total deductions		-229.32

Tax offsets, credits and NCMI

Franking credits		
Dividends	Franking credits	25.82
	Less franking credits denied	-
		25.82
Trust income	Franking credits	4.18
	Less franking credits denied	-
		4.18
Total franking credits		30.00
Foreign tax ^(a)		
Trust income	Other	27.27
		27.27
Total foreign tax		27.27

(a) Foreign tax withheld from or paid in respect of foreign-source income that was derived during the income year. While foreign tax withheld or paid may be taken into account when calculating any entitlement to a foreign income tax offset (FITO), it does not necessarily equate to the FITO entitlement.

The Livingstone Superannuation Fund (SMA00273876)

Taxation income

01 Jul 2020 to 30 Jun 2021

Income transactions^(a)

Asset	Tax date	Interest	Unfranked	Franked	Franking credits entitlement	Other Aust	Gross foreign	Trust cap gains	Non-assess	Gross franking credits excl	Aust taxes	Foreign taxes withheld	Assess non-receiv	Cash	DRP	To be received
		\$	\$	\$	\$	\$	\$	\$	\$	\$	\$	\$	\$	\$	\$	\$
Dividends																
AGL ENERGY LIMITED, FPO																
AGL	25/09/2020	-	1.02	4.08	1.75	-	-	-	-	5.10	-	-	-	5.10	-	-
AGL totals		-	1.02	4.08	1.75	-	-	-	-	5.10	-	-	-	5.10	-	-
APPEN LIMITED FPO																
APX	19/03/2021	-	0.31	0.30	0.13	-	-	-	-	0.61	-	-	-	0.61	-	-
APX totals		-	0.31	0.30	0.13	-	-	-	-	0.61	-	-	-	0.61	-	-
BHP GROUP LIMITED FPO																
BHP	22/09/2020	-	-	3.02	1.29	-	-	-	-	3.02	-	-	-	3.02	-	-
	23/03/2021	-	-	5.25	2.25	-	-	-	-	5.25	-	-	-	5.25	-	-
BHP totals		-	-	8.27	3.54	-	-	-	-	8.27	-	-	-	8.27	-	-
BRAMBLES LIMITED FPO																
BXB	08/10/2020	-	1.32	0.56	0.24	-	-	-	-	1.88	-	-	-	1.88	-	-
	08/04/2021	-	2.65	1.14	0.49	-	-	-	-	3.79	-	-	-	3.79	-	-
BXB totals		-	3.97	1.70	0.73	-	-	-	-	5.67	-	-	-	5.67	-	-
CARSALES.COM LIMITED, FPO																
CAR	07/10/2020	-	-	1.25	0.54	-	-	-	-	1.25	-	-	-	1.25	-	-
	21/04/2021	-	-	1.25	0.54	-	-	-	-	1.25	-	-	-	1.25	-	-
CAR totals		-	-	2.50	1.08	-	-	-	-	2.50	-	-	-	2.50	-	-
COMMONWEALTH BANK OF AUSTRALIA, FPO																
CBA	30/09/2020	-	-	1.96	0.84	-	-	-	-	1.96	-	-	-	1.96	-	-
	30/03/2021	-	-	3.00	1.29	-	-	-	-	3.00	-	-	-	3.00	-	-
CBA totals		-	-	4.96	2.13	-	-	-	-	4.96	-	-	-	4.96	-	-
INSURANCE AUSTRALIA GROUP LIMITED FPO																
IAG	30/03/2021	-	2.80	-	-	-	-	-	-	2.80	-	-	-	2.80	-	-
IAG totals		-	2.80	-	-	-	-	-	-	2.80	-	-	-	2.80	-	-
ILUKA RESOURCES LIMITED FPO																
ILU	08/04/2021	-	-	0.48	0.21	-	-	-	-	0.48	-	-	-	0.48	-	-

13

The Livingstone Superannuation Fund (SMA00273876)

Taxation income

01 Jul 2020 to 30 Jun 2021

Income transactions ^(a) continued

Asset	Tax date	Interest	Unfranked	Franked	Franked entitlement	Franking credits	Other Aust	Gross foreign	Trust cap gains	Non-assess	Gross excl franking credits	Aust taxes	Foreign taxes withheld	Assess non-receiv	Cash	DRP	To be received
		\$	\$	\$	\$	\$	\$	\$	\$	\$	\$	\$	\$	\$	\$	\$	\$
Dividends																	
ILU totals		-	-	0.48	0.21	-	-	-	-	-	0.48	-	-	-	0.48	-	-
LINK ADMINISTRATION HOLDINGS LIMITED FPO																	
LNK	25/09/2020	-	0.79	0.79	0.34	-	-	-	-	-	1.58	-	-	-	1.58	-	-
	09/04/2021	-	0.38	0.57	0.24	-	-	-	-	-	0.95	-	-	-	0.95	-	-
LNK totals		-	1.17	1.36	0.58	-	-	-	-	-	2.53	-	-	-	2.53	-	-
MEDIBANK PRIVATE LIMITED FPO																	
MPL	24/09/2020	-	-	3.65	1.56	-	-	-	-	-	3.65	-	-	-	3.65	-	-
	25/03/2021	-	-	4.58	1.96	-	-	-	-	-	4.58	-	-	-	4.58	-	-
MPL totals		-	-	8.23	3.52	-	-	-	-	-	8.23	-	-	-	8.23	-	-
NEWCREST MINING LIMITED FPO																	
NCM	25/03/2021	-	-	1.74	0.75	-	-	-	-	-	1.74	-	-	-	1.74	-	-
NCM totals		-	-	1.74	0.75	-	-	-	-	-	1.74	-	-	-	1.74	-	-
OZ MINERALS LIMITED FPO																	
OZL	05/10/2020	-	-	0.96	0.41	-	-	-	-	-	0.96	-	-	-	0.96	-	-
OZL totals		-	-	0.96	0.41	-	-	-	-	-	0.96	-	-	-	0.96	-	-
TELSTRA CORPORATION LIMITED FPO																	
TLS	24/09/2020	-	-	4.96	2.13	-	-	-	-	-	4.96	-	-	-	4.96	-	-
	26/03/2021	-	-	3.44	1.47	-	-	-	-	-	3.44	-	-	-	3.44	-	-
TLS totals		-	-	8.40	3.60	-	-	-	-	-	8.40	-	-	-	8.40	-	-
WESTPAC BANKING CORPORATION FPO																	
WBC	18/12/2020	-	-	4.65	1.99	-	-	-	-	-	4.65	-	-	-	4.65	-	-
	25/06/2021	-	-	8.12	3.48	-	-	-	-	-	8.12	-	-	-	8.12	-	-
WBC totals		-	-	12.77	5.47	-	-	-	-	-	12.77	-	-	-	12.77	-	-
WOODSIDE PETROLEUM LTD FPO																	
WPL	18/09/2020	-	-	3.26	1.40	-	-	-	-	-	3.26	-	-	-	3.26	-	-
	24/03/2021	-	-	1.22	0.52	-	-	-	-	-	1.22	-	-	-	1.22	-	-
WPL totals		-	-	4.48	1.92	-	-	-	-	-	4.48	-	-	-	4.48	-	-

The Livingstone Superannuation Fund (SMA00273876)

Taxation income

01 Jul 2020 to 30 Jun 2021

Income transactions ^(a) continued

Asset	Tax date	Interest	Unfranked	Franked	Franked entitlement	Other Aust	Gross foreign	Trust cap gains	Non-assess	Gross excl franking credits	Aust taxes	Foreign taxes withheld	Assess non-receiv	Cash	DRP	To be received
		\$	\$	\$	\$	\$	\$	\$	\$	\$	\$	\$	\$	\$	\$	\$
Dividends																
Totals		-	9.27	60.23	25.82	-	-	-	-	69.50	-	-	-	69.50	-	-
Foreign income																
AMCOR PLC CDI 1:1 FOREIGN EXEMPT NYSE																
AMC	23/09/2020	-	-	-	-	-	2.08	-	-	2.08	-	-	-	2.08	-	-
	15/12/2020	-	-	-	-	-	2.15	-	-	2.15	-	-	-	2.15	-	-
	16/03/2021	-	-	-	-	-	1.98	-	-	1.98	-	-	-	1.98	-	-
	15/06/2021	-	-	-	-	-	1.36	-	-	1.36	-	-	-	1.36	-	-
AMC totals		-	-	-	-	-	7.57	-	-	7.57	-	-	-	7.57	-	-
OIL SEARCH LIMITED 10 TOEA FPO																
OSH	25/03/2021	-	-	-	-	-	0.29	-	-	0.29	-	-	-	0.29	-	-
OSH totals		-	-	-	-	-	0.29	-	-	0.29	-	-	-	0.29	-	-
Totals		-	-	-	-	-	7.86	-	-	7.86	-	-	-	7.86	-	-
Trust income																
ISHARES CORE CASH ETF																
BILL	03/08/2020	0.14	-	-	-	0.01	-	-	-	0.15	-	-	-	0.15	-	-
	07/09/2020	0.13	-	-	-	0.01	-	-	-	0.14	-	-	-	0.14	-	-
	09/10/2020	0.14	-	-	-	0.01	-	-	-	0.15	-	-	-	0.15	-	-
	09/11/2020	0.13	-	-	-	0.01	-	-	-	0.14	-	-	-	0.14	-	-
	08/12/2020	0.08	-	-	-	-	-	-	-	0.08	-	-	-	0.08	-	-
	06/01/2021	0.06	-	-	-	-	-	-	-	0.06	-	-	-	0.06	-	-
	08/02/2021	0.02	-	-	-	-	-	-	-	0.02	-	-	-	0.02	-	-
	08/03/2021	0.01	-	-	-	-	-	-	-	0.01	-	-	-	0.01	-	-
	07/04/2021	0.01	-	-	-	-	-	-	-	0.01	-	-	-	0.01	-	-
	05/05/2021	0.01	-	-	-	-	-	-	-	0.01	-	-	-	0.01	-	-
	04/06/2021	0.02	-	-	-	-	-	-	-	0.02	-	-	-	0.02	-	-
	30/06/2021	0.06	-	-	-	-	-	-	-	0.06	-	-	-	0.06	-	-
BILL totals		0.81	-	-	-	0.04	-	-	-	0.85	-	-	-	0.79	-	0.06

The Livingstone Superannuation Fund (SMA00273876)

Taxation income

01 Jul 2020 to 30 Jun 2021

Income transactions^(a) continued

Asset	Tax date	Interest	Unfranked	Franked	Franking credits entitlement	Other Aust	Gross foreign	Trust cap gains	Non-assess	Gross franking credits excl	Aust taxes	Foreign taxes withheld	Assess non-receiv	Cash	DRP	To be received	
		\$	\$	\$	\$	\$	\$	\$	\$	\$	\$	\$	\$	\$	\$	\$	
Trust income																	
BETASHARES FTSE 100 ETF																	
F100	04/01/2021	-	-	-	-	-	12.17	-	-	12.17	-	0.08	-	12.09	-	-	
	30/06/2021	-	-	-	-	-	23.07	-	-	23.07	-	0.16	-	-	-	22.91	
F100 totals							35.24			35.24		0.24		12.09		22.91	
BETASHARES GLOBAL ENERGY COMPANIES ETF - CURRENCY HEDGED																	
FUEL	04/01/2021	-	-	-	-	-	52.79	-	-	52.79	-	2.92	20.73	29.14	-	-	
	30/06/2021	-	-	-	-	-	123.38	-	-	123.38	-	6.83	48.45	-	-	68.10	
FUEL totals							176.17			176.17		9.75	69.18	29.14		68.10	
GPT GROUP STAPLED SECURITIES FULLY PAID - GPT																	
GPT_GPT	13/08/2020	0.08	-	-	-	1.10	-	-	1.89	3.07	-	-	-	3.07	-	-	
	18/02/2021	0.09	-	-	-	1.84	-	4.11	-	6.04	-	-	1.82	4.22	-	-	
GPT_GPT totals		0.17				2.94		4.11		9.11			1.82	7.29			
ISHARES CORE COMPOSITE BOND ETF																	
IAF	09/10/2020	2.01	-	-	-	-	0.12	-	-	2.13	-	-	-	2.13	-	-	
	06/01/2021	2.06	-	-	-	-	0.12	-	-	2.18	-	-	-	2.18	-	-	
	07/04/2021	1.90	-	-	-	-	0.12	-	-	2.02	-	-	-	2.02	-	-	
	30/06/2021	4.14	-	-	-	-	0.25	-	-	4.39	-	-	-	-	-	4.39	
IAF totals		10.11					0.61			10.72				6.33		4.39	
ISHARES MSCI EMERGING MARKETS ETF																	
IEM	22/12/2020	-	-	-	-	-	1.05	0.24	-	1.29	-	0.16	-	1.13	-	-	
	30/06/2021	-	-	-	-	-	0.91	0.22	-	1.13	-	0.14	-	-	-	0.99	
IEM totals							1.96	0.46		2.42		0.30		1.13		0.99	
ISHARES EUROPE ETF																	
IEU	22/12/2020	-	-	-	-	-	5.30	-	-	5.30	-	0.79	-	4.51	-	-	
	30/06/2021	-	-	-	-	-	13.83	-	-	13.83	-	2.05	-	-	-	11.78	
IEU totals							19.13			19.13		2.84		4.51		11.78	
ISHARES MSCI JAPAN ETF																	
IJP	22/12/2020	-	-	-	-	-	4.51	0.22	-	4.73	-	0.68	-	4.05	-	-	

The Livingstone Superannuation Fund (SMA00273876)

Taxation income

01 Jul 2020 to 30 Jun 2021

Income transactions ^(a) continued

Asset	Tax date	Interest	Unfranked	Franked	Franking credits entitlement	Other Aust	Gross foreign	Trust cap gains	Non-assess	Gross excl franking credits	Aust taxes	Foreign taxes withheld	Assess non-receiv	Cash	DRP	To be received
		\$	\$	\$	\$	\$	\$	\$	\$	\$	\$	\$	\$	\$	\$	\$
Trust income																
IJP totals	30/06/2021	-	-	-	-	-	11.09	0.54	-	11.63	-	1.67	-	-	-	9.96
ISHARES MSCI SOUTH KOREA ETF		-	-	-	-	-	15.60	0.76	-	16.36	-	2.35	-	4.05	-	9.96
IKO	30/06/2021	-	-	-	-	-	2.29	0.54	-	2.83	-	0.34	-	-	-	2.49
IKO totals		-	-	-	-	-	2.29	0.54	-	2.83	-	0.34	-	-	-	2.49
ISHARES GOVERNMENT INFLATION ETF		-	-	-	-	-	-	-	-	0.42	-	-	-	0.42	-	-
ILB	09/10/2020	0.42	-	-	-	-	-	-	-	0.42	-	-	-	0.42	-	-
ILB totals		0.42	-	-	-	-	-	-	-	0.42	-	-	-	0.42	-	-
MORNINGSTAR AUSTRALIAN SHARES FUND Z		-	-	-	-	-	-	-	-	-	-	-	-	-	-	-
INT0002AU	30/06/2021	-	0.20	1.55	3.06	0.17	0.51	-	-	2.43	-	0.09	-	-	-	2.34
INT0002AU totals		-	0.20	1.55	3.06	0.17	0.51	-	-	2.43	-	0.09	-	-	-	2.34
MORNINGSTAR MULTI ASSET RL RET FD - CLZ		-	-	-	-	-	-	-	-	-	-	-	-	-	-	-
INT0011AU	30/09/2020	0.15	0.13	0.55	1.12	0.17	4.33	-	-	5.33	-	1.43	-	3.90	-	-
INT0011AU totals		0.15	0.13	0.55	1.12	0.17	4.33	-	-	5.33	-	1.43	-	3.90	-	-
MORNINGSTAR INTERNATIONAL SHARES HDGD Z		-	-	-	-	-	-	-	-	-	-	-	-	-	-	-
INT0016AU	30/06/2021	-	-	-	-	17.60	43.08	233.51	-	294.19	-	4.33	-	-	-	289.86
INT0016AU totals		-	-	-	-	17.60	43.08	233.51	-	294.19	-	4.33	-	-	-	289.86
MORNINGSTAR INTERNATIONAL SHARES UNHDG Z		-	-	-	-	-	-	-	-	-	-	-	-	-	-	-
INT0017AU	30/09/2020	-	-	-	-	0.01	0.56	2.57	-	3.14	-	0.09	-	3.05	-	-
INT0017AU	31/12/2020	-	-	-	-	0.01	0.48	2.20	-	2.69	-	0.08	-	2.61	-	-
INT0017AU	30/06/2021	-	-	-	-	0.12	10.70	49.26	-	60.08	-	1.77	-	-	-	58.31
INT0017AU totals		-	-	-	-	0.14	11.74	54.03	-	65.91	-	1.94	-	5.66	-	58.31
MORNINGSTAR INTERNATIONAL BONDS HDGD Z		-	-	-	-	-	-	-	-	-	-	-	-	-	-	-
INT0082AU	30/09/2020	0.02	-	-	-	3.87	1.47	-	-	5.36	-	0.02	-	5.34	-	-
INT0082AU	30/06/2021	0.06	-	-	-	7.53	2.86	-	-	10.45	-	0.03	-	-	-	10.42
INT0082AU totals		0.08	-	-	-	11.40	4.33	-	-	15.81	-	0.05	-	5.34	-	10.42
MORNINGSTAR INTERNATIONAL SHARES ACTIVE ETF (MANAGED FUND)		-	-	-	-	-	-	-	-	-	-	-	-	-	-	-

The Livingstone Superannuation Fund (SMA00273876)

Taxation income

01 Jul 2020 to 30 Jun 2021

Income transactions ^(a) continued

Asset	Tax date	Interest	Unfranked	Franked	Franking credits entitlement	Other Aust	Gross foreign	Trust cap gains	Non-assess	Gross excl franking credits	Aust taxes	Foreign taxes withheld	Assess non-receiv	Cash	DRP	To be received
		\$	\$	\$	\$	\$	\$	\$	\$	\$	\$	\$	\$	\$	\$	\$
Trust income																
MSTR	30/06/2021	-	-	-	-	4.51	11.04	68.05	-	83.60	-	1.19	-	-	-	82.41
MSTR totals						4.51	11.04	68.05	-	83.60	-	1.19	-	-	-	82.41
BETASHARES AUSTRALIAN BANK SENIOR FLOATING RATE BOND ETF																
QPON	03/08/2020	0.15	-	-	-	0.02	-	-	-	0.17	-	-	-	0.17	-	-
	01/09/2020	0.14	-	-	-	0.02	-	-	-	0.16	-	-	-	0.16	-	-
	01/10/2020	0.14	-	-	-	0.02	-	-	-	0.16	-	-	-	0.16	-	-
	02/11/2020	0.12	-	-	-	0.02	-	-	-	0.14	-	-	-	0.14	-	-
	01/12/2020	0.11	-	-	-	0.02	-	-	-	0.13	-	-	-	0.13	-	-
	04/01/2021	0.24	-	-	-	0.04	-	-	-	0.28	-	-	-	0.28	-	-
	01/02/2021	0.22	-	-	-	0.03	-	-	-	0.25	-	-	-	0.25	-	-
	01/03/2021	0.24	-	-	-	0.04	-	-	-	0.28	-	-	-	0.28	-	-
	01/04/2021	0.27	-	-	-	0.04	-	-	-	0.31	-	-	-	0.31	-	-
	03/05/2021	0.38	-	-	-	0.06	-	-	-	0.44	-	-	-	0.44	-	-
	01/06/2021	0.37	-	-	-	0.06	-	-	-	0.43	-	-	-	0.43	-	-
	30/06/2021	0.61	-	-	-	0.09	-	-	-	0.70	-	-	-	0.70	-	-
QPON totals		2.99	-	-	-	0.46	-	-	-	3.45	-	-	-	2.75	-	0.70
SCENTRE GROUP STAPLED SECURITIES - TRUST 1																
SCG_T1	12/02/2021	0.02	-	-	-	2.36	0.14	-	-	2.52	-	-	0.17	2.35	-	-
SCG_T1 totals		0.02	-	-	-	2.36	0.14	-	-	2.52	-	-	0.17	2.35	-	-
SCENTRE GROUP STAPLED SECURITIES - TRUST 2																
SCG_T2	12/02/2021	0.07	-	-	-	1.22	0.16	-	-	1.45	-	-	0.09	1.36	-	-
SCG_T2 totals		0.07	-	-	-	1.22	0.16	-	-	1.45	-	-	0.09	1.36	-	-
VANGUARD FTSE EUROPE SHARES ETF																
VEQ	01/10/2020	-	-	-	-	-	1.05	-	-	1.05	-	-	-	0.87	-	-
	04/01/2021	-	-	-	-	0.03	1.23	-	-	1.26	-	-	-	1.05	-	-
	01/04/2021	-	-	-	-	-	0.79	0.30	-	1.09	-	-	-	0.94	-	-
	30/06/2021	-	-	-	-	0.46	2.14	0.14	-	2.74	-	-	0.23	-	-	2.09
VEQ totals		-	-	-	-	0.49	5.21	0.44	-	6.14	-	0.96	0.23	2.86	-	2.09

The Livingstone Superannuation Fund (SMA00273876)

Taxation income

01 Jul 2020 to 30 Jun 2021

Income transactions^(a) continued

Asset	Tax date	Interest \$	Unfranked \$	Franked \$	Franking credits entitlement \$	Other Aust \$	Gross foreign \$	Trust cap gains \$	Non-assess \$	Gross excl franking credits \$	Aust taxes \$	Foreign taxes withheld \$	Assess non-receiv \$	Cash \$	DRP \$	To be received \$	
Trust income																	
VANGUARD FTSE EMERGING MARKETS SHARES ETF																	
VGE	01/10/2020	-	-	-	-	-	3.46	0.04	-	3.50	-	0.58	-	2.92	-	-	
	04/01/2021	-	-	-	-	0.07	2.29	0.22	-	2.58	-	0.41	-	2.17	-	-	
	01/04/2021	-	-	-	-	-	0.13	0.46	-	0.59	-	0.10	-	0.49	-	-	
	30/06/2021	-	-	-	-	0.05	2.00	0.50	0.02	2.57	-	0.37	-	-	-	2.20	
VGE totals																	2.20
Totals		14.82	0.33	2.10	4.18	41.62	339.42	363.12	1.91	763.32	-	27.27	-	95.55	-	-	569.01
Interest																	
MAIN CASH ACCOUNT																	
AUDCASH	01/07/2020	0.14	-	-	-	-	-	-	-	0.14	-	-	-	0.14	-	-	-
	03/08/2020	0.17	-	-	-	-	-	-	-	0.17	-	-	-	0.17	-	-	-
	01/09/2020	0.20	-	-	-	-	-	-	-	0.20	-	-	-	0.20	-	-	-
	01/10/2020	0.21	-	-	-	-	-	-	-	0.21	-	-	-	0.21	-	-	-
	02/11/2020	0.15	-	-	-	-	-	-	-	0.15	-	-	-	0.15	-	-	-
	01/12/2020	0.07	-	-	-	-	-	-	-	0.07	-	-	-	0.07	-	-	-
	01/01/2021	0.08	-	-	-	-	-	-	-	0.08	-	-	-	0.08	-	-	-
	01/02/2021	0.07	-	-	-	-	-	-	-	0.07	-	-	-	0.07	-	-	-
	01/03/2021	0.08	-	-	-	-	-	-	-	0.08	-	-	-	0.08	-	-	-
	01/04/2021	0.08	-	-	-	-	-	-	-	0.08	-	-	-	0.08	-	-	-
	03/05/2021	0.08	-	-	-	-	-	-	-	0.08	-	-	-	0.08	-	-	-
	01/06/2021	0.07	-	-	-	-	-	-	-	0.07	-	-	-	0.07	-	-	-
AUDCASH totals		1.40	-	-	-	-	-	-	-	1.40	-	-	-	1.40	-	-	-
Totals		16.22	9.60	62.33	30.00	41.62	347.28	363.12	1.91	842.08	-	27.27	-	174.31	-	-	569.01
Income transaction totals		16.22	9.60	62.33	30.00	41.62	347.28	363.12	1.91	842.08	-	27.27	-	174.31	-	-	569.01

(a) The income transactions disclosed in this report are recognised on a tax-derivation basis. For more details about each column, refer to the corresponding sub-section under the Income - additional information section.

The Livingstone Superannuation Fund (SMA00273876)

Taxation income

01 Jul 2020 to 30 Jun 2021

Non-CGT gains/losses

There were no non-CGT gains/losses within the period.

Income transactions - additional information

Interest

Asset	Tax date	Interest ^(a) \$	Interest exempt from NRWT ^(b) \$	Interest total \$
MAIN CASH ACCOUNT				
AUDCASH	01/07/2020	0.14	-	0.14
	03/08/2020	0.17	-	0.17
	01/09/2020	0.20	-	0.20
	01/10/2020	0.21	-	0.21
	02/11/2020	0.15	-	0.15
	01/12/2020	0.07	-	0.07
	01/01/2021	0.08	-	0.08
	01/02/2021	0.07	-	0.07
	01/03/2021	0.08	-	0.08
	01/04/2021	0.08	-	0.08
	03/05/2021	0.08	-	0.08
	01/06/2021	0.07	-	0.07
AUDCASH totals		1.40		1.40
ISHARES CORE CASH ETF				
BILL	03/08/2020	0.14	-	0.14
	07/09/2020	0.13	-	0.13
	09/10/2020	0.14	-	0.14
	09/11/2020	0.13	-	0.13
	08/12/2020	0.08	-	0.08
	06/01/2021	0.06	-	0.06
	08/02/2021	0.02	-	0.02
	08/03/2021	0.01	-	0.01
	07/04/2021	0.01	-	0.01
	05/05/2021	0.01	-	0.01
	04/06/2021	0.02	-	0.02

The Livingstone Superannuation Fund (SMA00273876)

Taxation income

01 Jul 2020 to 30 Jun 2021

Income transactions - additional information continued

Asset	Tax date	Interest ^(a) \$	Interest exempt from NRWT ^(b) \$	Interest total \$
BILL totals	30/06/2021	0.06	-	0.06
		0.81	-	0.81
GPT GROUP STAPLED SECURITIES FULLY PAID - GPT				
GPT_GPT	13/08/2020	0.08	-	0.08
	18/02/2021	0.09	-	0.09
GPT_GPT totals		0.17	-	0.17
ISHARES CORE COMPOSITE BOND ETF				
IAF	09/10/2020	0.03	1.98	2.01
	06/01/2021	0.03	2.03	2.06
	07/04/2021	0.03	1.87	1.90
	30/06/2021	0.06	4.08	4.14
IAF totals		0.15	9.96	10.11
ISHARES GOVERNMENT INFLATION ETF				
ILB	09/10/2020	-	0.42	0.42
ILB totals		-	0.42	0.42
MORNINGSTAR MULTI ASSET RL RET FD - CL Z				
INT0011AU	30/09/2020	0.15	-	0.15
INT0011AU totals		0.15	-	0.15
MORNINGSTAR INTERNATIONAL BONDS HDGD Z				
INT0082AU	30/09/2020	-	0.02	0.02
	30/06/2021	0.01	0.05	0.06
INT0082AU totals		0.01	0.07	0.08
BETASHARES AUSTRALIAN BANK SENIOR FLOATING RATE BOND ETF				
QPON	03/08/2020	-	0.15	0.15
	01/09/2020	-	0.14	0.14
	01/10/2020	-	0.14	0.14
	02/11/2020	-	0.12	0.12
	01/12/2020	-	0.11	0.11
	04/01/2021	-	0.24	0.24

The Livingstone Superannuation Fund (SMA00273876)

Taxation income

01 Jul 2020 to 30 Jun 2021

Income transactions - additional information continued

Asset	Tax date	Interest ^(a) \$	Interest exempt from NRWT ^(b) \$	Interest total \$
	01/02/2021	-	0.22	0.22
	01/03/2021	-	0.24	0.24
	01/04/2021	-	0.27	0.27
	03/05/2021	-	0.38	0.38
	01/06/2021	-	0.37	0.37
	30/06/2021	-	0.61	0.61
OPON totals		-	2.99	2.99
SCENTRE GROUP STAPLED SECURITIES - TRUST 1				
SCG_T1	12/02/2021	0.02	-	0.02
SCG_T1 totals		0.02	-	0.02
SCENTRE GROUP STAPLED SECURITIES - TRUST 2				
SCG_T2	12/02/2021	0.07	-	0.07
SCG_T2 totals		0.07	-	0.07
Totals		2.78	13.44	16.22

(a) The amount of interest that is subject to non-resident withholding tax (NRWT).

(b) The amount of interest that is not subject to non-resident withholding tax (NRWT).

Unfranked amounts - Unfranked CFI income component

Asset	Tax date	Total Unfranked \$	Unfranked Non CFI \$	Unfranked CFI \$
BXB	08/10/2020	1.32	-	1.32
	08/04/2021	2.65	-	2.65
BXB totals		3.97	-	3.97
IAG	30/03/2021	2.80	-	2.80
IAG totals		2.80	-	2.80
INT0002AU	30/06/2021	0.20	0.03	0.17

The Livingstone Superannuation Fund (SMA00273876)

Taxation income

01 Jul 2020 to 30 Jun 2021

Income transactions - additional information continued

Unfranked amounts - Unfranked CFI income component

	Tax date	Total Unfranked \$	Unfranked Non CFI \$	Unfranked CFI \$
INT0002AU totals		0.20	0.03	0.17
INT0011AU	30/09/2020	0.13	0.09	0.04
INT0011AU totals		0.13	0.09	0.04
Totals		7.10	0.12	6.98

Trust capital gains^(a)

Asset	Tax date	Discount method ^(b)		Indexation method ^(c)		Other method ^(d)		Trust capital gains total	Taxable foreign capital gains ⁽ⁱ⁾											
		Non- assessable gains ^(e)	NTAP net of foreign tax ^(f)	NTAP foreign tax ^(h)	NTAP net of foreign tax ^(g)	TAP ^(f)	NTAP foreign tax ^(h)			TAP ^(f)	NTAP net of foreign tax ^(g)	NTAP foreign tax ^(h)								
GPT_GPT	18/02/2021	2.05	2.06	-	-	-	-	-	-	-	-	-	-	-	-	-	-	-	-	
GPT_GPT totals		2.05	2.06	-	-	-	-	-	-	-	-	-	-	-	-	-	-	-	-	4.11
IEM	22/12/2020	0.12	-	0.12	-	-	-	-	-	-	-	-	-	-	-	-	-	-	-	0.24
	30/06/2021	0.11	-	0.11	-	-	-	-	-	-	-	-	-	-	-	-	-	-	-	0.22
IEM totals		0.23	-	0.23	-	-	-	-	-	-	-	-	-	-	-	-	-	-	-	0.46
IJP	22/12/2020	0.11	-	0.11	-	-	-	-	-	-	-	-	-	-	-	-	-	-	-	0.22
	30/06/2021	0.27	-	0.27	-	-	-	-	-	-	-	-	-	-	-	-	-	-	-	0.54
IJP totals		0.38	-	0.38	-	-	-	-	-	-	-	-	-	-	-	-	-	-	-	0.76
IKO	30/06/2021	0.27	-	0.27	-	-	-	-	-	-	-	-	-	-	-	-	-	-	-	0.54
IKO totals		0.27	-	0.27	-	-	-	-	-	-	-	-	-	-	-	-	-	-	-	0.54
INT0016AU	30/06/2021	110.01	-	110.01	-	-	-	-	-	-	-	-	-	-	-	-	-	-	-	233.51
INT0016AU totals		110.01	-	110.01	-	-	-	-	-	-	-	-	-	-	-	-	-	-	-	233.51
INT0017AU	30/09/2020	1.08	-	1.07	-	-	-	-	-	-	-	-	-	-	-	-	-	-	-	2.57
	31/12/2020	0.92	-	0.92	-	-	-	-	-	-	-	-	-	-	-	-	-	-	-	2.20
	30/06/2021	20.62	-	20.62	-	-	-	-	-	-	-	-	-	-	-	-	-	-	-	49.26
INT0017AU totals		22.62	-	22.61	-	-	-	-	-	-	-	-	-	-	-	-	-	-	-	54.03
MSTR	30/06/2021	30.34	-	30.33	-	-	-	-	-	-	-	-	-	-	-	-	-	-	-	68.05
MSTR totals		30.34	-	30.33	-	-	-	-	-	-	-	-	-	-	-	-	-	-	-	68.05

The Livingstone Superannuation Fund (SMA00273876)

Taxation income

01 Jul 2020 to 30 Jun 2021

Income transactions - additional information continued

Trust capital gains ^(a)	Discount method ^(b)		Indexation method ^(c)		Other method ^(d)		Taxable foreign capital gains ⁽ⁱ⁾
	Non- assessable gains ^(e)	NTAP net of foreign tax TAP ^(f)	NTAP foreign tax TAP ^(f)	NTAP net of foreign tax TAP ^(f)	NTAP foreign tax TAP ^(f)	NTAP net of foreign tax TAP ^(f)	
Asset	\$	\$	\$	\$	\$	\$	\$
VEQ	0.15	0.15	-	-	-	-	-
	0.07	0.07	-	-	-	-	-
VEQ totals	0.22	0.22	-	-	-	-	0.44
VGE	0.02	0.02	-	-	-	-	0.04
	0.11	0.11	-	-	-	-	0.22
	0.23	0.23	-	-	-	-	0.46
	0.25	0.25	-	-	-	-	0.50
VGE totals	0.61	0.61	-	-	-	-	1.22
Totals	166.73	2.06	164.66	-	-	29.67	363.12

(a) Trust capital gains: For attribution managed investment trusts (AMITs), these are the trust capital gains attributed to members. For non-AMITs, these are the present entitlements to the net trust income comprised of net capital gains and CGT concession amounts.

(b) Discount method: Capital gains made by the trust in respect of CGT assets that were held for at least twelve months at the time of the CGT event that gave rise to the capital gain, and in respect of which the trust has not chosen to use the indexation method (if applicable) to calculate the capital gain. The sum of the discount method components equals the capital gains after having applied a CGT discount of 50%.

(c) Indexation method: Capital gains made by the trust in respect of CGT assets that were acquired prior to 11:45 a.m. (by legal time in the Australian Capital Territory) on 21 September 1999 (and that had been held for at least twelve months at the time of the CGT event that gave rise to the capital gain), and in respect of which the trust has chosen to use the indexation method to calculate the capital gain.

(d) Other method: Capital gains made by the trust in respect of CGT assets that were held for less than twelve months at the time of the CGT event that gave rise to the capital gain.

(e) Non-assessable gains: For attribution managed investment trusts (AMITs), members are to be treated as having included (in their attributed amount) a capital gain of double the trust discount capital gain; thus, the non-assessable amount for AMITs is the additional member amount required to double the trust discount capital gain (referred to as the 'AMIT CGT gross up amount', this amount is equal to the sum of the discount method components). For non-AMITs, the non-assessable amount is the CGT concession amount (as calculated under sub-section 104-71(4) ITAA 1997).

(f) TAP: Capital gains made by the trust in respect of CGT assets that were taxable Australian property (TAP). For capital gains calculated using the discount method, this is the capital gain after having applied a CGT discount of 50%.

(g) NTAP net of foreign tax: Capital gains made by the trust in respect of CGT assets that were not taxable Australian property (TAP). For capital gains calculated using the discount method, this is the capital gain after first having applied a CGT discount of 50%, and then subtracting any NTAP foreign tax.

(h) NTAP foreign tax: Foreign tax paid by the trust in respect of capital gains made by the trust in respect of foreign CGT assets.

(i) Taxable foreign capital gains: The grossed-up value of capital gains from foreign CGT assets. This amount is for information purposes only, as foreign capital gains are already reflected in the combined value of 'NTAP net of foreign tax' and 'NTAP foreign tax' amounts. This 'Taxable foreign capital gains' amount may be useful for the purpose of determining the extent to which the combined value of 'NTAP net of foreign tax' and 'NTAP foreign tax' amounts has been derived from a foreign source, and, accordingly, the extent to which any NTAP foreign tax amounts count towards the calculation of the portfolio holder's entitlement, if any, to a foreign income tax offset (FITO).

The Livingstone Superannuation Fund (SMA00273876)

Taxation income

01 Jul 2020 to 30 Jun 2021

Income transactions - additional information continued

Asset	Tax date	Attribution managed investment trusts (AMIT)				Non-AMIT			Non- assessable total \$
		Exempt income \$	Non- assessable non-exempt \$	Other non- assessable (b) \$	Tax deferred \$	Tax exempt \$	Tax free \$		
GPT_GPT	13/08/2020	-	-	1.89	-	-	-	1.89	
GPT_GPT totals		-	-	1.89	-	-	-	1.89	
VGE	30/06/2021	-	-	0.02	-	-	-	0.02	
VGE totals		-	-	0.02	-	-	-	0.02	
Totals		-	-	1.91	-	-	-	1.91	

(a) Non-assessable amounts do not include non-assessable amounts in respect of trust capital gains (i.e. the AMIT CGT gross-up amount or the CGT concession amount). The non-assessable amounts relating to AMIT CGT gross-up amounts and CGT concession amounts are disclosed in the 'Trust capital gains' sub-section under the Income - additional information section.

(b) For attribution managed investment trusts (AMITs), 'Other non-assessable' amounts are the reconciliation adjustments required to account for the amount by which the present entitlements to the net accounting income of the trust for the income year exceed the trust income attributed to the member under section 276-80 ITAA 1997 for the income year.

Capital Withholding tax

Asset	Transaction Date	Capital withholding tax
Totals		-

Foreign investment taxes^(a)

Asset	Tax date	Foreign tax (c) \$	NTAP foreign tax ^(b)				Foreign taxes total \$
			Discount method \$	Indexation method \$	Other method \$		
BETASHARES FTSE 100 ETF							
F100	04/01/2021	0.08	-	-	-	0.08	
	30/06/2021	0.16	-	-	-	0.16	
F100 totals		0.24	-	-	-	0.24	
BETASHARES GLOBAL ENERGY COMPANIES ETF - CURRENCY HEDGED							
FUEL	04/01/2021	2.92	-	-	-	2.92	
	30/06/2021	6.83	-	-	-	6.83	
FUEL totals		9.75	-	-	-	9.75	

1-15

The Livingstone Superannuation Fund (SMA00273876)

Taxation income

01 Jul 2020 to 30 Jun 2021

Income transactions - additional information continued

Asset	Tax date	Foreign investment taxes ^(a)				NTAP foreign tax ^(b)			Foreign taxes total \$
		Foreign tax ^(c) \$	Discount method \$	Indexation method \$	Other method \$	Indexation method \$	Discount method \$	Other method \$	
ISHARES MSCI EMERGING MARKETS ETF									
IEM	22/12/2020	0.16	-	-	-	-	-	0.16	
	30/06/2021	0.14	-	-	-	-	-	0.14	
IEM totals		0.30	-	-	-	-	-	0.30	
ISHARES EUROPE ETF									
IEU	22/12/2020	0.79	-	-	-	-	-	0.79	
	30/06/2021	2.05	-	-	-	-	-	2.05	
IEU totals		2.84	-	-	-	-	-	2.84	
ISHARES MSCI JAPAN ETF									
IJP	22/12/2020	0.68	-	-	-	-	-	0.68	
	30/06/2021	1.67	-	-	-	-	-	1.67	
IJP totals		2.35	-	-	-	-	-	2.35	
ISHARES MSCI SOUTH KOREA ETF									
IKO	30/06/2021	0.34	-	-	-	-	-	0.34	
IKO totals		0.34	-	-	-	-	-	0.34	
MORNINGSTAR AUSTRALIAN SHARES FUND Z									
INT0002AU	30/06/2021	0.09	-	-	-	-	-	0.09	
INT0002AU totals		0.09	-	-	-	-	-	0.09	
MORNINGSTAR MULTI ASSET RL RET FD - CL Z									
INT0011AU	30/09/2020	1.43	-	-	-	-	-	1.43	
INT0011AU totals		1.43	-	-	-	-	-	1.43	
MORNINGSTAR INTERNATIONAL SHARES HDGD Z									
INT0016AU	30/06/2021	4.33	-	-	-	-	-	4.33	
INT0016AU totals		4.33	-	-	-	-	-	4.33	
MORNINGSTAR INTERNATIONAL SHARES UNHGD Z									
INT0017AU	30/09/2020	0.09	-	-	-	-	-	0.09	
	31/12/2020	0.08	-	-	-	-	-	0.08	
	30/06/2021	1.77	-	-	-	-	-	1.77	

The Livingstone Superannuation Fund (SMA00273876)

Taxation income

01 Jul 2020 to 30 Jun 2021

Income transactions - additional information continued

Asset	Tax date	Foreign tax (c) \$	NTAP foreign tax ^(a)				Foreign taxes total \$
			Discount method \$	Indexation method \$	Other method \$		
INT0017AU totals		1.94	-	-	-	1.94	
MORNINGSTAR INTERNATIONAL BONDS HDGD Z							
INT0082AU	30/09/2020	0.02	-	-	-	0.02	
	30/06/2021	0.03	-	-	-	0.03	
INT0082AU totals		0.05	-	-	-	0.05	
MORNINGSTAR INTERNATIONAL SHARES ACTIVE ETF (MANAGED FUND)							
MSTR	30/06/2021	1.19	-	-	-	1.19	
MSTR totals		1.19	-	-	-	1.19	
VANGUARD FTSE EUROPE SHARES ETF							
VEQ	01/10/2020	0.18	-	-	-	0.18	
	04/01/2021	0.21	-	-	-	0.21	
	01/04/2021	0.15	-	-	-	0.15	
	30/06/2021	0.42	-	-	-	0.42	
VEQ totals		0.96	-	-	-	0.96	
VANGUARD FTSE EMERGING MARKETS SHARES ETF							
VGE	01/10/2020	0.58	-	-	-	0.58	
	04/01/2021	0.41	-	-	-	0.41	
	01/04/2021	0.10	-	-	-	0.10	
	30/06/2021	0.37	-	-	-	0.37	
VGE totals		1.46	-	-	-	1.46	
Totals		27.27	-	-	-	27.27	

(a) Foreign taxes withheld from or paid in respect of foreign investment income are recognised at the tax-derivation date of the foreign investment income from which they are withheld or in respect of which they are paid, regardless of whether or not the withholding event or payment occurs after the tax-derivation date.

(b) The amount of foreign tax paid in respect of capital gains made in respect of foreign CGT assets. For more details, refer to the 'Distributed capital gains' section of the income - additional information schedule.

(c) The amount of foreign tax paid in respect of foreign investment income, other than foreign capital gains.

FM

The Livingstone Superannuation Fund (SMA00273876)

Taxation income

01 Jul 2020 to 30 Jun 2021

Income transactions - additional information continued

Gross foreign income		Attributed CFC income ^(a)	Foreign income net of tax ^(b)	Foreign tax	Aust franking credits from NZ co	Gross foreign income total	Asset currency (if not AUD)	Asset currency amount	NZ franking credits from NZ co
Tax date									
AMC									
	23/09/2020	-	2.08	-	-	2.08	-	-	-
	15/12/2020	-	2.15	-	-	2.15	-	-	-
	16/03/2021	-	1.98	-	-	1.98	-	-	-
	15/06/2021	-	1.36	-	-	1.36	-	-	-
AMC totals		-	7.57	-	-	7.57	-	-	-
F100									
	04/01/2021	-	12.09	0.08	-	12.17	-	-	-
	30/06/2021	-	22.91	0.16	-	23.07	-	-	-
F100 totals		-	35.00	0.24	-	35.24	-	-	-
FUEL									
	04/01/2021	-	49.87	2.92	-	52.79	-	-	-
	30/06/2021	-	116.55	6.83	-	123.38	-	-	-
FUEL totals		-	166.42	9.75	-	176.17	-	-	-
IAF									
	09/10/2020	-	0.12	-	-	0.12	-	-	-
	06/01/2021	-	0.12	-	-	0.12	-	-	-
	07/04/2021	-	0.12	-	-	0.12	-	-	-
	30/06/2021	-	0.25	-	-	0.25	-	-	-
IAF totals		-	0.61	-	-	0.61	-	-	-
IEM									
	22/12/2020	-	0.89	0.16	-	1.05	-	-	-
	30/06/2021	-	0.77	0.14	-	0.91	-	-	-
IEM totals		-	1.66	0.30	-	1.96	-	-	-
IEU									
	22/12/2020	-	4.51	0.79	-	5.30	-	-	-
	30/06/2021	-	11.78	2.05	-	13.83	-	-	-
IEU totals		-	16.29	2.84	-	19.13	-	-	-
IJP									
	22/12/2020	-	3.83	0.68	-	4.51	-	-	-
	30/06/2021	-	9.42	1.67	-	11.09	-	-	-
IJP totals		-	13.25	2.35	-	15.60	-	-	-
IKO									
	30/06/2021	-	1.95	0.34	-	2.29	-	-	-
IKO totals		-	1.95	0.34	-	2.29	-	-	-

The Livingstone Superannuation Fund (SMA00273876)

Taxation income

01 Jul 2020 to 30 Jun 2021

Income transactions - additional information continued

Gross foreign income		Attributed CFC income ^(a)	Foreign income net of tax ^(b)	Foreign tax	Aust franking credits from NZ co	Gross foreign income total	Asset currency (if not AUD)	Asset currency amount	NZ franking credits from NZ co
Tax date		\$	\$	\$	NZ co	\$			NZ co
30/06/2021	INT0002AU	-	0.42	0.09	-	0.51			
	INT0002AU totals	-	0.42	0.09	-	0.51			
30/09/2020	INT0011AU	-	2.90	1.43	-	4.33			
	INT0011AU totals	-	2.90	1.43	-	4.33			
30/06/2021	INT0016AU	-	38.75	4.33	-	43.08			
	INT0016AU totals	-	38.75	4.33	-	43.08			
30/09/2020	INT0017AU	-	0.47	0.09	-	0.56			
31/12/2020		-	0.40	0.08	-	0.48			
30/06/2021		-	8.93	1.77	-	10.70			
	INT0017AU totals	-	9.80	1.94	-	11.74			
30/09/2020	INT0082AU	-	1.45	0.02	-	1.47			
30/06/2021		-	2.83	0.03	-	2.86			
	INT0082AU totals	-	4.28	0.05	-	4.33			
30/06/2021	MSTR	-	9.85	1.19	-	11.04			
	MSTR totals	-	9.85	1.19	-	11.04			
25/03/2021	OSH	-	0.29	-	-	0.29			
	OSH totals	-	0.29	-	-	0.29			
12/02/2021	SCG_I1	-	0.14	-	-	0.14			
	SCG_I1 totals	-	0.14	-	-	0.14			
12/02/2021	SCG_I2	-	0.16	-	-	0.16			
	SCG_I2 totals	-	0.16	-	-	0.16			
01/10/2020	VEQ	-	0.87	0.18	-	1.05			
04/01/2021		-	1.02	0.21	-	1.23			
01/04/2021		-	0.64	0.15	-	0.79			
30/06/2021		-	1.72	0.42	-	2.14			
	VEQ totals	-	4.25	0.96	-	5.21			

The Livingstone Superannuation Fund (SMA00273876)

Taxation income

01 Jul 2020 to 30 Jun 2021

Income transactions - additional information continued

	Tax date	Attributed CFC income ^(a)	Foreign income net of tax ^(b)	Foreign tax	Aust franking credits from NZ co	Gross foreign income total	Asset currency (if not AUD)	Asset currency amount	NZ franking credits from NZ co
VGE	01/10/2020	-	2.88	0.58	-	3.46	-	-	-
	04/01/2021	-	1.88	0.41	-	2.29	-	-	-
	01/04/2021	-	0.03	0.10	-	0.13	-	-	-
	30/06/2021	-	1.63	0.37	-	2.00	-	-	-
VGE totals		-	6.42	1.46	-	7.88	-	-	-
Totals		-	320.01	27.27	-	347.28	-	-	-

(a) The attributable income of a controlled foreign company (CFC).

(b) Foreign-source assessable income (other than attributed CFC income and distributed capital gains in respect of foreign CGT assets), less foreign tax.

Income accrued in previous period

Asset	Tax date	Payment date	Total income	Cash	DRP	Tax withheld	Franking credits	Foreign income tax offsets
BILL	30/06/2020	13/07/2020	0.35	0.35	-	-	-	-
F100	30/06/2020	16/07/2020	13.04	12.82	-	-	-	0.22
FUEL	30/06/2020	16/07/2020	31.43	28.15	-	-	-	3.28
IAF	30/06/2020	13/07/2020	2.48	2.48	-	-	-	-
IEM	30/06/2020	13/07/2020	0.72	0.61	-	-	-	0.11
IEU	30/06/2020	13/07/2020	8.64	7.30	-	-	-	1.34
IJP	30/06/2020	13/07/2020	10.62	9.02	-	-	-	1.60
IKO	30/06/2020	13/07/2020	12.73	10.83	-	-	-	1.90
ILB	30/06/2020	13/07/2020	1.02	1.02	-	-	-	-
INT0011AU	30/06/2020	15/07/2020	18.68	17.71	-	0.95	-	0.97
INT0017AU	30/06/2020	15/07/2020	40.08	38.52	-	-	-	1.56
INT0082AU	30/06/2020	15/07/2020	8.11	8.11	-	0.01	-	-
QPON	30/06/2020	16/07/2020	0.14	0.14	-	-	-	-
VEQ	30/06/2020	16/07/2020	2.44	2.21	-	-	-	0.23
VGE	30/06/2020	16/07/2020	2.46	2.21	-	-	-	0.25

1-20

The Livingstone Superannuation Fund (SMA00273876)

Taxation income

01 Jul 2020 to 30 Jun 2021

Income transactions - additional information continued

Asset	Tax date	Payment date	Total income	Cash	DRP	Tax withheld	Franking credits	Foreign income tax offsets
Totals			152.94	141.48	-	-	0.96	11.46

NCMI

There were no amounts recorded in this period.

Income summary ^(a)

	Interest	Unfranked	Franked	Franking credits	Other Aust	Gross foreign	Trust cap gains	Non-assess	Gross excl franking credits	Aust Foreign taxes	Foreign Expenses taxes withheld	Assess non-receiv	Cash	DRP	To be received	
Income transactions																
Dividends	-	9.27	60.23	25.82	-	-	-	-	69.50	-	-	-	69.50	-	-	-
Foreign income	-	-	-	-	-	7.86	-	-	7.86	-	-	-	7.86	-	-	-
Trust income	14.82	0.33	2.10	4.18	41.62	339.42	363.12	1.91	763.32	-	27.27	71.49	95.55	-	569.01	-
Interest	1.40	-	-	-	-	-	-	-	1.40	-	-	-	1.40	-	-	-
Totals	16.22	9.60	62.33	30.00	41.62	347.28	363.12	1.91	842.08	-	27.27	71.49	174.31	-	569.01	-
Totals for all income	16.22	9.60	62.33	30.00	41.62	347.28	363.12	1.91	842.08	-	27.27	71.49	174.31	-	569.01	-

(a) The income disclosed in this report is recognised on a tax-derivation basis. For more details, refer to the corresponding section of the Income transactions report.

B

C

A

The Livingstone Superannuation Fund (SMA00273876)

Realised CGT

01 Jul 2020 to 30 Jun 2021

Disposals of CGT assets

Asset	Tax date	Purchase date	Sale date	Sale quantity	Actual cost \$	Adjusted cost ^(a) \$	Indexed cost \$	Sale proceeds \$	Gross gain \$	Capital gain using the different calculation methods			CGT exempt gain/loss \$	
										Discounted gain ^(b) \$	Indexed gain \$	Other gain \$		CGT gain ^(c) \$
AGL ENERGY LIMITED, FPO														
AGL	18/03/2020	18/03/2020	22/09/2020	5	82.87	82.87	NA	68.56	-	NA	NA	NA	-14.31	NA
	18/03/2020	18/03/2020	23/09/2020	5	82.86	82.86	NA	69.36	-	NA	NA	NA	-13.50	NA
AGL totals				10	165.73	165.73	NA	137.92	-	NA	NA	NA	-27.81	NA
AMCOR PLC CDI 1:1 FOREIGN EXEMPT NYSE														
AMC	16/03/2020	16/03/2020	19/05/2021	4	41.65	41.65	NA	61.15	19.50	13.00	NA	13.00	NA	NA
AMC totals				4	41.65	41.65	NA	61.15	19.50	13.00	NA	13.00	NA	NA
BHP GROUP LIMITED FPO														
BHP	16/03/2020	16/03/2020	06/08/2020	2	51.70	51.70	NA	78.27	26.57	NA	26.57	26.57	NA	NA
	16/03/2020	16/03/2020	19/05/2021	2	51.71	51.71	NA	96.75	45.04	30.03	NA	30.03	NA	NA
BHP totals				4	103.41	103.41	NA	175.02	71.61	30.03	26.57	56.60	NA	NA
ISHARES CORE CASH ETF														
BILL	22/09/2020	22/09/2020	15/12/2020	2	201.19	201.19	NA	199.82	-	NA	NA	NA	-1.37	NA
	13/11/2020	13/11/2020	15/12/2020	1	101.18	101.18	NA	99.91	-	NA	NA	NA	-1.27	NA
	22/09/2020	22/09/2020	26/02/2021	1	100.60	100.60	NA	99.33	-	NA	NA	NA	-1.27	NA
BILL totals				4	402.97	402.97	NA	399.06	-	NA	NA	NA	-3.91	NA
CARSALES.COM LIMITED, FPO														
CAR	16/03/2020	16/03/2020	06/08/2020	3	37.56	37.56	NA	55.57	18.01	NA	18.01	18.01	NA	NA
CAR totals				3	37.56	37.56	NA	55.57	18.01	NA	18.01	18.01	NA	NA
DETTERRA ROYALTIES LIMITED FPO														
DRR	29/05/2019	23/10/2020	15/12/2020	5	21.72	21.72	NA	23.04	1.32	0.88	NA	0.88	NA	NA
	30/05/2019	23/10/2020	15/12/2020	6	26.99	26.99	NA	27.65	0.66	0.44	NA	0.44	NA	NA
	31/05/2019	23/10/2020	15/12/2020	4	17.82	17.82	NA	18.43	0.61	0.41	NA	0.41	NA	NA
	06/08/2019	23/10/2020	15/12/2020	6	23.66	23.66	NA	27.65	3.99	2.66	NA	2.66	NA	NA
	05/08/2020	23/10/2020	15/12/2020	3	13.11	13.11	NA	13.82	0.71	NA	0.71	0.71	NA	NA
DRR totals				24	103.30	103.30	NA	110.59	7.29	4.39	0.71	5.10	NA	NA
BETASHARES FTSE 100 ETF														
F100	13/08/2019	13/08/2019	15/12/2020	1	9.71	9.71	NA	7.94	-	NA	NA	NA	-1.77	NA
F100 totals				1	9.71	9.71	NA	7.94	-	NA	NA	NA	-1.77	NA
BETASHARES GLOBAL ENERGY COMPANIES ETF - CURRENCY HEDGED														
FUEL	30/10/2019	30/10/2019	15/12/2020	3	16.74	16.74	NA	10.50	-	NA	NA	NA	-6.24	NA

1-22

The Livingstone Superannuation Fund (SMA00273876)

Realised CGT

01 Jul 2020 to 30 Jun 2021

Disposals of CGT assets continued

Asset	Tax date	Purchase date	Sale date	Sale quantity	Actual cost \$	Adjusted cost ^(a) \$	Indexed cost \$	Sale proceeds \$	Gross gain \$	Capital gain using the different calculation methods			CGT exempt gain/loss \$	
										Discounted gain ^(b) \$	Indexed gain \$	Other gain \$		CGT gain ^(c) \$
FUEL totals				3	16.74	16.74	NA	10.50	-	NA	NA	NA	-6.24	NA
GPT GROUP STAPLED SECURITIES FULLY PAID - GPT														
GPT_GPT	09/03/2018	09/03/2018	15/12/2020	1	4.69	4.49	NA	3.89	-	NA	NA	NA	-0.60	NA
GPT_GPT totals				1	4.69	4.49	NA	3.89	-	NA	NA	NA	-0.60	NA
GPT GROUP STAPLED SECURITIES FULLY PAID - GPTMH														
GPT_GPTMH	09/03/2018	09/03/2018	15/12/2020	1	0.08	0.08	NA	0.03	-	NA	NA	NA	-0.05	NA
GPT_GPTMH totals				1	0.08	0.08	NA	0.03	-	NA	NA	NA	-0.05	NA
ISHARES MSCI SOUTH KOREA ETF														
IKO	19/10/2018	22/10/2018	22/09/2020	4	346.16	346.16	NA	359.58	13.42	8.95	NA	8.95	NA	NA
IKO totals				4	346.16	346.16	NA	359.58	13.42	8.95	NA	8.95	NA	NA
ISHARES GOVERNMENT INFLATION ETF														
ILB	09/03/2018	09/03/2018	15/12/2020	2	232.03	232.03	NA	267.07	35.04	23.36	NA	23.36	NA	NA
ILB totals				2	232.03	232.03	NA	267.07	35.04	23.36	NA	23.36	NA	NA
ILUKA RESOURCES LIMITED FPO														
ILU	30/05/2019	30/05/2019	19/05/2021	6	32.87	32.87	NA	48.56	15.69	10.46	NA	10.46	NA	NA
ILU totals				7	38.30	38.30	NA	56.65	18.35	12.23	NA	12.23	NA	NA
MORNINGSTAR MULTI ASSET RL RET FD - CL Z														
INT0011AU	14/05/2018	04/09/2019	15/12/2020	11.44	11.56	11.55	NA	11.80	0.25	0.17	NA	0.17	NA	NA
INT0011AU totals				11.44	11.56	11.55	NA	11.80	0.25	0.17	NA	0.17	NA	NA
MORNINGSTAR INTERNATIONAL SHARES HDGD Z														
INT0016AU	09/03/2018	09/03/2018	23/09/2020	590.12	293.32	293.32	NA	300.96	7.64	5.09	NA	5.09	NA	NA
INT0016AU totals				601.04	298.75	298.75	NA	307.18	8.43	5.62	NA	5.62	NA	NA
MORNINGSTAR INTERNATIONAL SHARES UNHDG Z														
INT0017AU	09/03/2018	09/03/2018	15/12/2020	15.82	15.82	15.82	NA	15.73	-	NA	NA	NA	-0.09	NA
INT0017AU totals				19.55	20.49	20.49	NA	19.44	-	NA	NA	NA	-0.96	NA
MORNINGSTAR INTERNATIONAL BONDS HDGD Z														
INT0082AU	09/03/2018	09/03/2018	15/12/2020	9.28	9.28	9.24	NA	9.39	0.15	0.10	NA	0.10	NA	NA
INT0082AU totals				0.12	1.07	1.07	NA	0.12	-	NA	NA	NA	-0.95	NA

1-23

The Livingstone Superannuation Fund (SMA00273876)

Realised CGT

01 Jul 2020 to 30 Jun 2021

Disposals of CGT assets continued

Asset	Tax date	Purchase date	Sale date	Sale quantity	Actual cost \$	Adjusted cost ^(a) \$	Indexed cost \$	Sale proceeds \$	Gross gain \$	Capital gain using the different calculation methods			CGT exempt gain/loss \$	
										Discounted gain ^(b) \$	Indexed gain \$	Other gain \$		CGT gain ^(c) \$
INT0082AU totals				9.4	10.35	10.31	NA	9.51	0.15	0.10	NA	0.10	-0.95	NA
LINK ADMINISTRATION HOLDINGS LIMITED FPO														
LNK														
	29/05/2019	29/05/2019	15/10/2020	7	54.85	54.85	NA	34.02	-	NA	NA	NA	-20.83	NA
	30/05/2019	30/05/2019	15/10/2020	5	39.13	39.13	NA	24.30	-	NA	NA	NA	-14.83	NA
	30/05/2019	30/05/2019	16/10/2020	1	7.82	7.82	NA	4.77	-	NA	NA	NA	-3.05	NA
	31/05/2019	31/05/2019	16/10/2020	7	42.92	42.92	NA	33.42	-	NA	NA	NA	-9.50	NA
	05/06/2019	05/06/2019	16/10/2020	4	22.66	22.66	NA	19.10	-	NA	NA	NA	-3.56	NA
LNK totals				24	167.38	167.38	NA	115.61	-	NA	NA	NA	-51.77	NA
OIL SEARCH LIMITED 10 TOEA FPO														
OSH														
	22/09/2020	22/09/2020	15/12/2020	14	39.47	39.47	NA	50.45	10.98	NA	NA	10.98	NA	NA
OSH totals				14	39.47	39.47	NA	50.45	10.98	NA	NA	10.98	NA	NA
OZ MINERALS LIMITED FPO														
OZL														
	16/12/2019	16/12/2019	22/09/2020	4	46.10	46.10	NA	55.82	9.72	NA	NA	9.72	NA	NA
	16/12/2019	16/12/2019	15/12/2020	8	92.21	92.21	NA	146.19	53.98	NA	NA	53.98	NA	NA
OZL totals				12	138.31	138.31	NA	202.01	63.70	NA	NA	63.70	NA	NA
SCENTRE GROUP STAPLED SECURITIES - LIMITED														
SCG LTD														
	09/03/2018	09/03/2018	15/12/2020	2	0.34	0.34	NA	0.15	-	NA	NA	NA	-0.19	NA
SCG LTD totals				2	0.34	0.34	NA	0.15	-	NA	NA	NA	-0.19	NA
SCENTRE GROUP STAPLED SECURITIES - TRUST 1														
SCG T1														
	09/03/2018	09/03/2018	15/12/2020	2	2.86	3.03	NA	1.87	-	NA	NA	NA	-1.16	NA
SCG T1 totals				2	2.86	3.03	NA	1.87	-	NA	NA	NA	-1.16	NA
SCENTRE GROUP STAPLED SECURITIES - TRUST 2														
SCG T2														
	09/03/2018	09/03/2018	15/12/2020	2	4.63	4.68	NA	2.73	-	NA	NA	NA	-1.95	NA
SCG T2 totals				2	4.63	4.68	NA	2.73	-	NA	NA	NA	-1.95	NA
SCENTRE GROUP STAPLED SECURITIES - TRUST 3														
SCG T3														
	09/03/2018	09/03/2018	15/12/2020	2	0.01	0.01	NA	-	-	NA	NA	NA	-0.01	NA
SCG T3 totals				2	0.01	0.01	NA	-	-	NA	NA	NA	-0.01	NA
SONIC HEALTHCARE LIMITED FPO														
SHL														
	09/03/2018	09/03/2018	06/08/2020	5	120.47	120.47	NA	165.04	44.57	29.71	NA	29.71	NA	NA
SHL totals				5	120.47	120.47	NA	165.04	44.57	29.71	NA	29.71	NA	NA
TELSTRA CORPORATION LIMITED. FPO														

1-24

The Livingstone Superannuation Fund (SMA00273876)

Realised CGT

01 Jul 2020 to 30 Jun 2021

Disposals of CGT assets continued

Asset	Tax date	Purchase date	Sale date	Sale quantity	Actual cost \$	Adjusted cost ^(a) \$	Indexed cost \$	Sale proceeds \$	Gross gain \$	Capital gain using the different calculation methods				CGT exempt gain/loss \$	
										Discounted gain ^(b) \$	Indexed gain \$	Other gain \$	CGT gain ^(c) \$		
TLS	09/03/2018	09/03/2018	22/09/2020	12	41.19	41.19	NA	33.35	-	NA	NA	NA	NA	-7.84	NA
	11/05/2018	11/05/2018	22/09/2020	2	6.45	6.45	NA	5.56	-	NA	NA	NA	NA	-0.89	NA
	24/09/2018	24/09/2018	22/09/2020	5	16.22	16.22	NA	13.89	-	NA	NA	NA	NA	-2.33	NA
	11/05/2018	11/05/2018	19/05/2021	17	54.80	54.80	NA	57.54	2.74	1.83	NA	1.83	NA	NA	NA
	06/05/2020	06/05/2020	19/05/2021	26	80.47	80.47	NA	88.00	7.53	5.02	NA	5.02	NA	NA	NA
TLS totals				62	199.13	199.13	NA	198.34	10.27	6.85	NA	6.85	NA	-11.06	NA
UNIBAIL-RODAMCO-WESTFIELD CDI 20:1 FOREIGN EXEMPT XPAR															
URW	19/03/2020	19/03/2020	13/11/2020	4	19.65	19.65	NA	14.79	-	NA	NA	NA	NA	-4.86	NA
	23/03/2020	23/03/2020	13/11/2020	20	101.22	101.22	NA	73.96	-	NA	NA	NA	NA	-27.26	NA
	11/11/2020	11/11/2020	13/11/2020	8	33.35	33.35	NA	29.59	-	NA	NA	NA	NA	-3.76	NA
URW totals				32	154.22	154.22	NA	118.34	-	NA	NA	NA	NA	-35.88	NA
WESTPAC BANKING CORPORATION FPO															
WBC	16/12/2019	16/12/2019	15/12/2020	1	24.98	24.98	NA	19.02	-	NA	NA	NA	NA	-5.96	NA
WBC totals				1	24.98	24.98	NA	19.02	-	NA	NA	NA	NA	-5.96	NA
WHITEHAVEN COAL LIMITED FPO															
WHC	16/12/2019	16/12/2019	15/12/2020	1	2.76	2.76	NA	0.64	-	NA	NA	NA	NA	-2.12	NA
	16/12/2019	16/12/2019	19/05/2021	46	126.86	126.86	NA	62.64	-	NA	NA	NA	NA	-64.22	NA
	22/09/2020	22/09/2020	19/05/2021	56	54.12	54.12	NA	76.25	22.13	NA	NA	22.13	NA	NA	NA
WHC totals				103	183.74	183.74	NA	139.53	22.13	NA	NA	22.13	22.13	-66.34	NA
WOODSIDE PETROLEUM LTD FPO															
WPL	11/12/2018	11/12/2018	15/12/2020	1	30.99	30.99	NA	21.87	-	NA	NA	NA	NA	-9.12	NA
WPL totals				1	30.99	30.99	NA	21.87	-	NA	NA	NA	NA	-9.12	NA
Disposals of CGT asset totals					2,910.01	2,909.98	NA	3,027.86	343.70	134.41	NA	142.10	276.51	-225.82	NA

(a) Variances between Adjusted cost and Actual cost

Where the 'Sale proceeds' in respect of the CGT parcel are equal to or less than its reduced cost base, its reduced cost base is disclosed as the adjusted cost; otherwise, its cost base is disclosed as the adjusted cost. For more details, refer to the 'Adjusted cost' subsection in this report.

(b) Gains calculated using discounted method

The capital gain calculated using the discount method, after having applied the 33.33% CGT discount rate appropriate to the tax entity type of this portfolio.

1-25

The Livingstone Superannuation Fund (SMA00273876)

Realised CGT

01 Jul 2020 to 30 Jun 2021

(c) CGT gain calculation method

The CGT gain is calculated based on what is optimal for the disposal method selected. In some cases the indexed gain is used to optimise the use of losses. The CGT gain calculated from a less than optimal method is shown in italics for information purposes only and is excluded from the totals for the portfolio. NA is shown if a calculation method is not applicable.

Asset	Sale date	Sale quantity	Sale proceeds	Purchase date	Tax date	Actual cost ^(b)	Tax deferred ^(c)	Tax free ^(d)	Adjustments			Adjusted cost ^(e)
									AMIT cost base net amount - excess ^(e)	AMIT cost base net amount - shortfall ^(f)	Reduced cost base ^(h)	
GPT GROUP STAPLED SECURITIES FULLY PAID - GPT												
GPT_GPT	15/12/2020	1	3.89	09/03/2018	09/03/2018	4.69	-	-	0.20	-	-	4.49
GPT_GPT totals		1	3.89			4.69	-	-	0.20	-	-	4.49
MORNINGSTAR MULTI ASSET RL RET FD - CL Z												
INT0011AU	15/12/2020	11.44	11.80	04/09/2019	14/05/2018	11.56	-	-	0.22	0.22	-	11.55
INT0011AU totals		11.44	11.80			11.56	-	-	0.22	0.22	-	11.55
MORNINGSTAR INTERNATIONAL BONDS HDGD Z												
INT0082AU	15/12/2020	9.28	9.39	09/03/2018	09/03/2018	9.28	-	-	0.04	-	-	9.24
INT0082AU totals		9.28	9.39			9.28	-	-	0.04	-	-	9.24
SCENTRE GROUP STAPLED SECURITIES - TRUST 1												
SCG_T1	15/12/2020	2	1.87	09/03/2018	09/03/2018	2.86	0.05	-	-	0.22	-	3.03
SCG_T1 totals		2	1.87			2.86	0.05	-	-	0.22	-	3.03
SCENTRE GROUP STAPLED SECURITIES - TRUST 2												
SCG_T2	15/12/2020	2	2.73	09/03/2018	09/03/2018	4.63	0.09	-	-	0.14	-	4.68
SCG_T2 totals		2	2.73			4.63	0.09	-	-	0.14	-	4.68
Totals			29.68			33.02	0.14	-	0.46	0.57	-	32.99

(a) Where the sale proceeds in respect of the CGT parcel are equal to or less than its reduced cost base, its reduced cost base is disclosed as the adjusted cost in the 'Disposal of CGT assets' section of the Realised CGT report; otherwise, its cost base is disclosed as the adjusted cost in the 'Disposal of CGT assets' section of the Realised CGT report.

(b) The actual cost of the CGT parcel is its purchase cost, adjusted for all CGT events (other than CGT events E4 and E10) that have happened to it. For more details, refer to the Transaction history report. For details specific to CGT event E4, refer to footnotes (c) and (d). For details specific to CGT event E10, refer to footnotes (e) and (f).

(c) In respect of the income entitlements of a fixed trust that was not an attribution managed investment trust (a non-AMIT) at the time of the entitlement, the tax-deferred amount is the cumulative value of tax-deferred amounts (being the non-assessable part of the income entitlements, excluding all amounts calculated under section 104-71 ITAA 1997) in respect of the CGT parcel that, at the time of the income entitlement, did not exceed the CGT parcel's cost base. CGT event E4 requires that both the cost base and reduced cost base of the CGT parcel be reduced by this amount.

(d) In respect of the income entitlements of a fixed trust that was not an attribution managed investment trust (a non-AMIT) at the time of the entitlement, the tax-free amount is the cumulative value of tax-free amounts (being the non-assessable part of the income entitlements as calculated under subsection 104-71(3) ITAA 1997) in respect of the CGT parcel that, at the time of the income entitlement, did not exceed the CGT parcel's reduced cost base. CGT event E4 requires that the reduced cost base of the CGT parcel be reduced by this amount.

(e) In respect of the income entitlements of an attribution managed investment trust (AMIT), the AMIT cost base net amount - excess amount is the cumulative value of excess amounts (as calculated under paragraph 104-107C(a) ITAA 1997) in respect of the CGT parcel that, at the time of the income entitlement, did not exceed the CGT parcel's cost base. CGT event E10 requires that both the cost base and reduced cost base of the CGT parcel be reduced by this amount.

1-26

The Livingstone Superannuation Fund (SMA00273876)

Realised CGT

01 Jul 2020 to 30 Jun 2021

(f) In respect of the income entitlements of an attribution managed investment trust (AMIT), the AMIT cost base net amount - shortfall amount is the cumulative value of shortfall amounts (as calculated under paragraph 104-107C(b) ITAA 1997) in respect of the CGT parcel. CGT event E10 requires that both the cost base and reduced cost base of the CGT parcel be increased by this amount.
 (g) The cost base equals the actual cost, adjusted for amounts relating to: tax deferred; AMIT cost base net amount - excess; and AMIT cost base net amount - shortfall.
 (h) The reduced cost base equals the actual cost, adjusted for amounts relating to: tax deferred; tax free; AMIT cost base net amount - excess; and AMIT cost base net amount - shortfall.

Trust CGT distributions

Asset	Tax date	Gross gain ^(a) \$	Discounted gain ^(b) \$	Indexed gain ^(c) \$	Other gain ^(d) \$	CGT gain/loss \$	Pre-CGT gain/loss \$
GPT GROUP STAPLED SECURITIES FULLY PAID - GPT							
GPT_GPT	18/02/2021	4.12	2.75	-	-	2.75	-
GPT_GPT totals		4.12	2.75			2.75	
ISHARES MSCI EMERGING MARKETS ETF							
IEM	22/12/2020	0.24	0.16	-	-	0.16	-
	30/06/2021	0.22	0.15	-	-	0.15	-
IEM totals		0.46	0.31			0.31	
ISHARES MSCI JAPAN ETF							
IJP	22/12/2020	0.22	0.15	-	-	0.15	-
	30/06/2021	0.54	0.36	-	-	0.36	-
IJP totals		0.76	0.51			0.51	
ISHARES MSCI SOUTH KOREA ETF							
IKO	30/06/2021	0.54	0.36	-	-	0.36	-
IKO totals		0.54	0.36			0.36	
MORNINGSTAR INTERNATIONAL SHARES HDGD Z							
INT0016AU	30/06/2021	220.02	146.68	-	-	146.68	-
	30/06/2021	13.49	-	-	13.49	13.49	-
INT0016AU totals		233.51	146.68		13.49	160.17	
MORNINGSTAR INTERNATIONAL SHARES UNHDG Z							
INT0017AU	30/09/2020	2.14	1.43	-	-	1.43	-
	30/09/2020	0.42	-	-	0.42	0.42	-
	31/12/2020	1.84	1.23	-	-	1.23	-
	31/12/2020	0.36	-	-	0.36	0.36	-
	30/06/2021	41.24	27.49	-	-	27.49	-
	30/06/2021	8.02	-	-	8.02	8.02	-
INT0017AU totals		54.02	30.15		8.80	38.95	
MORNINGSTAR INTERNATIONAL SHARES ACTIVE ETF (MANAGED FUND)							
MSTR	30/06/2021	60.66	40.44	-	-	40.44	-
	30/06/2021	7.38	-	-	7.38	7.38	-

1.27

The Livingstone Superannuation Fund (SMA00273876)

Realised CGT

01 Jul 2020 to 30 Jun 2021

Trust CGT distributions continued

Asset	Tax date	Gross gain (a) \$	Discounted gain (b) \$	Indexed gain (c) \$	Other gain (d) \$	CGT gain/loss \$	Pre-CGT gain/loss \$
MSTR totals		68.04	40.44		7.38	47.82	
VANGUARD FTSE EUROPE SHARES ETF							
VEQ	01/04/2021	0.30	0.20	-	-	0.20	-
	30/06/2021	0.14	0.09	-	-	0.09	-
VEQ totals		0.44	0.29			0.29	
VANGUARD FTSE EMERGING MARKETS SHARES ETF							
VGE	01/10/2020	0.04	0.03	-	-	0.03	-
	04/01/2021	0.22	0.15	-	-	0.15	-
	01/04/2021	0.46	0.31	-	-	0.31	-
	30/06/2021	0.50	0.33	-	-	0.33	-
VGE totals		1.22	0.81			0.81	
Trust CGT distribution totals		363.11	222.29		29.67	251.96	

(a) These amounts include distributed capital gain tax credits. Refer to the Taxable income section for a detailed breakdown.

(b) A discount of 33.33% has been applied as determined by the portfolio's tax type.

Summary of CGT gains/losses

Losses available to offset	Carried forward from prior years	Current year losses	Total	Discounted	Indexed	Other
			\$	\$	\$	\$
			-			
			-225.82			
		Total	-225.82			
CGT gains	Disposals of CGT assets		343.70	201.60	-	142.10
	Trust CGT distributions		363.11	333.44	-	29.67
	CGT gain before losses applied		706.81	535.04	-	171.77
	Losses applied		-225.82	-54.05	-	-171.77
	CGT gain after losses applied		480.99	480.99	-	-
	Discount applied (a)		-160.33	-160.33	NA	NA
Net capital gain			320.66	320.66	-	-

(a) The 'CGT gain after losses applied' amount multiplied by a 33.33% CGT discount rate appropriate to the tax entity type of the portfolio.

The Livingstone Superannuation Fund (SMA00273876)

Expenses

01 Jul 2020 to 30 Jun 2021

Expenses

Expense type	Tax date	Total incl GST \$	GST \$	Pre-ECPI deductible %	Pre-ECPI deductible \$	Pre-ECPI non-deductible \$	Narration
Investment expenses							
Portfolio management fees							
	8/07/2020	14.01 (a)	1.27	100%	14.01	-	Non advice Fees for the month ended 30 Jun 2020
	7/08/2020	12.99 (a)	1.18	100%	12.99	-	Non advice Fees for the month ended 31 Jul 2020
	9/09/2020	13.02 (a)	1.18	100%	13.02	-	Non advice Fees for the month ended 31 Aug 2020
	9/10/2020	12.56 (a)	1.14	100%	12.56	-	Non advice Fees for the month ended 30 Sep 2020
	12/11/2020	12.87 (a)	1.17	100%	12.87	-	Non advice Fees for the month ended 31 Oct 2020
	9/12/2020	13.18 (a)	1.20	100%	13.18	-	Non advice Fees for the month ended 30 Nov 2020
	11/01/2021	14.05 (a)	1.28	100%	14.05	-	Non advice Fees for the month ended 31 Dec 2020
	10/02/2021	14.30 (a)	1.30	100%	14.30	-	Non advice Fees for the month ended 31 Jan 2021
	10/03/2021	13.46 (a)	1.22	100%	13.46	-	Non advice Fees for the month ended 28 Feb 2021
	9/04/2021	14.60 (a)	1.33	100%	14.60	-	Non advice Fees for the month ended 31 Mar 2021
	14/05/2021	14.44 (a)	1.31	100%	14.44	-	Non advice Fees for the month ended 30 Apr 2021
	8/06/2021	14.84 (a)	1.35	100%	14.84	-	Non advice Fees for the month ended 31 May 2021
	16/06/2021	65.00 (a)	5.91	100%	65.00	-	Expense recovery SMA
Totals		229.32	20.84		229.32		
Investment expenses totals		229.32	20.84		229.32		
Total expenses		229.32	20.84		229.32		

(a) These expenses were paid from a cash book within the portfolio. All other expenses were paid from an external bank account.

The total expenses amount for taxation purposes may be different from the total expenses amount displayed in performance reports. Performance is reported on an accrual basis and therefore includes expenses with an effective date within the specified period.

The Livingstone Superannuation Fund (SMA00273876)

Expenses

01 Jul 2020 to 30 Jun 2021

The Tax statement reports expenses based on actual tax dates.
When comparing your fees in your Tax statement and Annual statement, please be aware that 'Portfolio management fees' in the Tax statement are referred to as 'Model fees' and 'Non-advice fees' in the Annual statement.

Important notices

General Information

Praemium Australia Limited (ABN 92117611784, AFSL 297456) is the responsible entity (us, our or we) of the Separately Managed Accounts ARSN 114 818 530 (the Scheme). In preparing this document, whilst reasonable care has been taken, to the maximum extent permitted by law, neither we nor any of our related parties, directors and officers, accept responsibility for any loss suffered by any person acting in reliance on the information contained in this document. This document has been prepared for general information purposes and does not consider the investment objectives, financial situation or particular needs of any particular person. Past performance is not necessarily indicative of future performance. Before making any investment, in the Scheme or particular financial products, you should seek professional advice and read the relevant Product Disclosure Statement.

All figures, information and illustrations are as at 30 June 2021 unless stated otherwise.

If you have any enquires or require further information, you can either call Praemium on 1800 571 881, write to us PO Box 322, Collins Street West, Melbourne VIC 8007 or send it by email to support@praemium.com.au.

If you have a complaint relating to your investment in the SMA, you can either call Praemium on 1800 571 881 or write to our Complaints Handling Officer at Praemium, PO Box 322, Collins Street West, Melbourne VIC 8007; or send it by email to complaints@praemium.com.au. Please provide us with all information relevant to the complaint that is in your possession or control. We will acknowledge receipt of the complaint as soon as practicable no later than 24 hours (or one business day) of its receipt. We will deal with any complaint and respond to you as soon as practicable and may ask you for further information that we think is necessary to enable us to properly consider the complaint. If we cannot resolve the matter within 30 days of receiving your complaint, we will provide a written response to explain our assessment. If an issue has not been resolved to your satisfaction, you may lodge a complaint with the Australian Financial Complaints Authority, or AFCA of which we are a member. AFCA provides fair and independent financial services complaint resolution that is free to consumers.

The AFCA contact details are: Mail: GPO Box 3, Melbourne, Victoria, 3001 Telephone: 1800 931 678 Website: www.afca.org.au Email: info@afca.org.au

Taxation

Actual Cost Details Not Supplied

Please note that where the Actual Cost details for a capital gains tax asset have not been supplied, the report may not correctly reflect the portfolio's financial position. Reports such as the Realised Report, the Unrealised Report and the Portfolio Valuation will need to be reassessed taking into account the missing cost information.

Taxation of Financial Arrangements (TOFA)

The system does not currently take the TOFA rules into consideration in the preparation of the report. Users need to ascertain the taxation implications on their investments where the TOFA rules mandatorily apply or where a voluntary election has been made to apply the TOFA rules. Users need to seek independent taxation advice in relation to the application of the TOFA rules.

31 July 2021

The Trustees of The Livingstone Superannuation
Fund
Unit 30, 340 Hope Island Road
HOPE ISLAND QLD 4212

Praemium Managed Accounts for Infocus

Portfolio name: The Livingstone Superannuation Fund

Portfolio ID: SMA00273876

Annual statement for financial year to June 30, 2021

Dear The Trustees of The Livingstone Superannuation Fund,

We are pleased to provide your periodic statement for your investments held in the Praemium Managed Accounts for Infocus account. All figures, information and illustrations are as at 30 June 2021 unless otherwise stated.

This statement contains the following for the period 1 July 2020 to 30 June 2021:

- » Opening and closing balances (starting and ending values)
- » Return on investment (portfolio returns)
- » Summary of transactions
- » Additions and withdrawals
- » Fees

Your annual statement is not your tax report. This will be sent to you separately and will contain information to help complete your 2020-2021 tax return.

Sincerely,



Anna Itsiopoulos

Chief Operating Officer Australia
Praemium

If you have any questions about this annual statement, please contact our support team on 1800 571 881 or speak to your financial adviser.

Your financial adviser details
Tom Graham
fpadmin@simmonslivingstone.com.au
07 5561 8800
0447 177 644

The Livingstone Superannuation Fund (SMA00273876)

Portfolio performance

01 Jul 2020 to 30 Jun 2021

Movement in value

Starting market value	\$ 15,449.46
Net addition	36.74
Realised and unrealised gains/losses	2,371.03
Total income net of foreign tax paid	612.38
Total expenses	-229.32
Ending market value	18,240.29
Movement in value	2,790.83

*Distrib Rec 360.93
Val 17879.36*

Portfolio returns

Realised and unrealised gains/losses	\$ 2,371.03
Total income	624.31
Franking credits	25.82
Total dollar return before expenses	3,021.16
Total expenses	-229.32
Total dollar return after expenses	2,791.84


\$ 18240.29

Periods to 30 Jun 2021

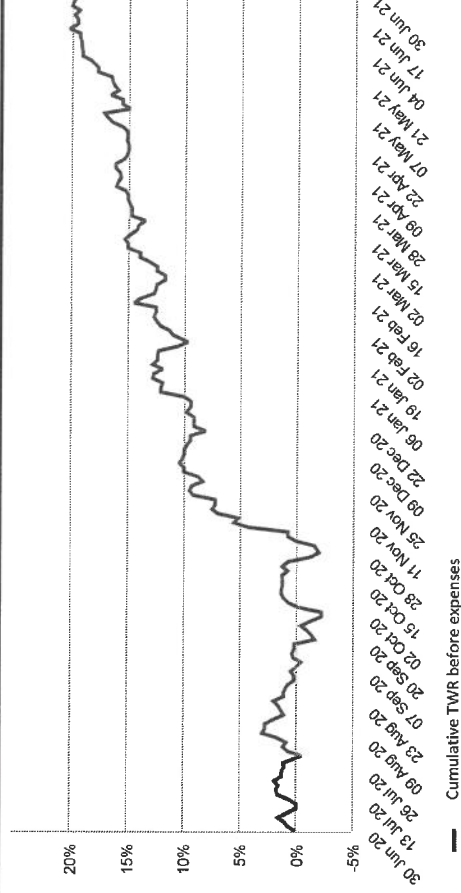
Since 01/07/2020	19.65%
------------------	--------

Portfolio return before expenses (TWR)

Value versus cumulative net investment



Returns over time



The portfolio's inception date for performance calculation purposes is 08 Mar 2018. Your closing balance (ending market value) is the amount you would have received if you closed your account at 30 Jun 2021 (before any outstanding fees were deducted). The current value may have changed because of the movement in value of the underlying investments in your portfolio and any fees since 30 Jun 2021. Portfolio total dollar and percentage returns are inclusive of franking credits. Percentage returns have been calculated using the Time Weighted Return (TWR) method. Past performance is not an indication of future performance.

The Livingstone Superannuation Fund (SMA00273876)

Investment movements

01 Jul 2020 to 30 Jun 2021

Investments

Asset	Starting market value \$	Investment movements			Ending market value \$	Income		Total return \$
		Purchases \$	Sales \$	Net adj and other \$		Income \$	Franking credits \$	
Domestic Shares								
AZM	-	219.76	-	-	114.00	-	-	-105.76
AGL	170.50	-	-137.92	-	-	5.10	1.75	-25.73
AMC	188.24	-	-61.15	-	136.17	7.57	-	16.65
APX	-	242.42	-	-	149.60	0.61	0.13	-92.08
BHP	214.92	-	-175.02	-	97.14	8.27	3.54	69.05
BXB	163.05	193.10	-	-	377.52	5.67	0.73	27.77
CAR	141.92	-	-55.57	17.00	118.56	2.50	1.08	18.79
CARN	-	17.00	-	-17.00	-	-	-	-
CBA	138.84	-	-	-	199.74	4.96	2.13	67.99
DRR	-	-	-110.59	103.30	-	-	-	7.29
IAG	173.10	45.74	-	-	206.40	2.80	-	-9.64
ILU	179.34	29.07	-56.65	-103.30	155.55	0.48	0.21	107.78
INT0002AU	-	436.53	-	-	466.43	2.34	-	32.24
LNK	184.50	-	-115.61	-	105.84	2.53	0.58	40.06
MPL	173.42	56.57	-	-	249.64	8.23	3.52	31.40
NCM	-	241.26	-	-	227.52	1.74	0.75	-11.25
OSH	126.80	53.57	-50.45	-	171.45	0.29	-	41.82

The Livingstone Superannuation Fund (SMA00273876)

Investment movements

01 Jul 2020 to 30 Jun 2021

Investments continued

Asset	Investment movements					Income		Total return	
	Starting market value	Purchases	Sales	Net adj and other	Gain/loss	Ending market value	Income		Franking credits
	\$	\$	\$	\$	\$	\$	\$	\$	
Domestic Shares									
OZL	131.52	-	-202.01	-	70.49	-	0.96	0.41	71.86
SHL	152.15	-	-165.04	-	12.89	-	-	-	12.89
TLS	194.06	-	-198.34	-	4.28	-	8.40	3.60	16.28
WBC	269.25	-	-19.02	-	111.11	361.34	12.77	5.47	129.35
WHC	67.21	54.12	-139.53	-	18.20	-	-	-	18.20
WPL	194.85	-	-21.87	-	4.70	177.68	4.48	1.92	11.10
Totals	2,863.67	1,589.14	-1,508.77	-	370.54	3,314.58	79.70	25.82	476.06
International Shares									
F100	875.50	433.27	-7.94	-	269.17	1,570.00	25.21	-	294.38
FUEL	1,627.20	204.18	-10.50	-	538.92	2,359.80	63.49	-	602.41
IEM	117.96	-	-	-	29.68	147.64	1.85	-	31.53
IEU	714.60	-	-	-	155.64	870.24	13.15	-	168.79
IJP	1,294.56	-	-	-	162.40	1,456.96	14.67	-	177.07
IKO	686.96	-	-359.58	-	176.90	504.28	12.73	-	189.63
INT0011AU	1,159.12	-	-11.80	-	182.91	1,330.23	3.90	-	186.81
INT0016AU	1,451.31	-	-307.18	-	128.82	1,272.95	289.86	-	418.68

1-35

The Livingstone Superannuation Fund (SMA00273876)

Investment movements

01 Jul 2020 to 30 Jun 2021

Investments continued

Asset	Starting market value \$	Investment movements				Income		Total return \$	
		Purchases \$	Sales \$	Net adj and other \$	Gain/loss \$	Ending market value \$	Income \$		Franking credits \$
International Shares									
INT0017AU	560.60	-	-19.44	-	84.69	625.85	63.97	-	148.66
MORNINGSTAR INTERNATIONAL SHARES UNHIDG Z									
MSTR	321.10	-	-	-	111.72	432.82	-	-	111.72
MORNINGSTAR INTERNATIONAL SHARES ACTIVE ETF (MANAGED FUND)									
VEQ	211.40	-	-	-	47.32	258.72	5.30	-	52.62
VANGUARD FTSE EUROPE SHARES ETF									
VGE	389.70	-	-	-	93.96	483.66	8.04	-	102.00
VANGUARD FTSE EMERGING MARKETS SHARES ETF									
Totals	9,410.01	637.45	-716.44	-	1,982.13	11,313.15	502.17	-	2,484.30
Domestic Listed Property									
GPT	137.61	-	-3.92	-	23.11	156.80	7.29	-	30.40
GPT GROUP FULLY PAID ORDINARY/UNITS STAPLED SECURITIES									
SCG	119.35	-	-4.75	-	30.62	145.22	3.71	-	34.33
SCENTRE GROUP FULLY PAID ORDINARY/UNITS STAPLED SECURITIES									
Totals	256.96	-	-8.67	-	53.73	302.02	11.00	-	64.73
International Listed Property									
URW	96.96	33.35	-118.34	-	-11.97	-	-	-	-11.97
UNIBAIL-RODAMCO-WESTFIELD CDI 20:1 FOREIGN EXEMPT XPAR									
Totals	96.96	33.35	-118.34	-	-11.97	-	-	-	-11.97
Domestic Fixed Interest									
IAF	349.53	351.29	-	-	-20.90	679.92	8.81	-	-12.09
ISHARES CORE COMPOSITE BOND ETF									
ILB	255.30	-	-267.07	-	11.77	-	1.44	-	13.21
ISHARES GOVERNMENT INFLATION ETF									

The Livingstone Superannuation Fund (SMA00273876)

Investment movements

01 Jul 2020 to 30 Jun 2021

Investments continued

Asset	Starting market value \$	Investment movements				Income			Total return \$
		Purchases \$	Sales \$	Net adj and other \$	Gain/loss \$	Ending market value \$	Income \$	Franking credits \$	
Domestic Fixed Interest									
QPON	284.35	131.84	-	-	0.77	416.96	2.89	-	3.66
BETASHARES AUSTRALIAN BANK SENIOR FLOATING RATE BOND ETF									
Totals	889.18	483.13	-267.07	-	-8.36	1,096.88	13.14	-	4.78
International Fixed Interest									
INT0082AU	173.79	-	-9.51	-	-10.63	153.65	15.76	-	5.13
MORNINGSTAR INTERNATIONAL BONDS HDGD Z									
Totals	173.79	-	-9.51	-	-10.63	153.65	15.76	-	5.13
Cash & Equivalents									
BILL	1,103.30	402.97	-399.06	-	-4.41	1,102.80	1.14	-	-3.27
ISHARES CORE CASH ETF									
Totals	1,103.30	402.97	-399.06	-	-4.41	1,102.80	1.14	-	-3.27
Totals for all assets	14,793.87	3,146.04	-3,027.86	-	2,371.03	17,283.08	622.91	25.82	3,019.76

Other assets and liabilities

Asset or liability	Opening balance \$	Investment activity				Interest receipts \$	Internal transfers \$	Expenses \$	Deposits \$	Withdrawals \$	Closing balance \$
		Purchases & sales \$	Other \$	Income \$	Other \$						
Cash											
MAIN CASH ACCOUNT	591.25	-118.18	-	314.39	1.40	-	-229.32	36.74	-	-	596.28
Totals	591.25	-118.18	-	314.39	1.40	-	-229.32	36.74	-	-	596.28
Receivables and payables											
Income receivable	64.34	-	-	-	-	-	-	-	-	-	360.93
Totals	64.34	-	-	-	-	-	-	-	-	-	360.93
Other assets and liabilities											
	655.59	-118.18	-	314.39	1.40	-	-229.32	36.74	-	-	957.21
Totals	655.59	-118.18	-	314.39	1.40	-	-229.32	36.74	-	-	957.21

1.37

The Livingstone Superannuation Fund (SMA00273876)

Investment movements

01 Jul 2020 to 30 Jun 2021

Gain/loss

The gain/loss is the net of the realised and unrealised gain/loss for the performance period. The gain/loss for short options will include a realised gain from the option premium received within the period. The performance gain/loss is different from the gain/loss shown in valuation or taxation reports, which is calculated using the original cost base at a tax lot level.

Please note, accurate gain/loss reporting is dependent on the provision of complete and accurate cost information across the portfolio.

Total return amount for investments

This is the total dollar return based on the realised and unrealised Gain/loss for the period before expenses, plus income and franking credits accrued. Investment movement amounts are included on an accrual basis, net of transaction costs such as brokerage.

Past performance is not an indication of future performance.

1.38

The Livingstone Superannuation Fund (SMA00273876)

Additions and withdrawals

01 Jul 2020 to 30 Jun 2021

Net addition \$36.74

Date	Amount \$	Notes
Additions		
Cash deposits		
10/09/2020	29.76	AUDCASH Sundry Deposit: Trading error reimbursement
11/01/2021	6.98	AUDCASH Sundry Deposit: Brokerage Reversal
Totals	36.74	
Total additions	36.74	
Net addition	36.74	

1-39

The Livingstone Superannuation Fund (SMA00273876)

Fee amounts summary

01 Jul 2020 to 30 Jun 2021

Fees

Fee type	Fee	Fee amount	GST	Total
Model fees				
Non-advice fees	Infocus High Growth Investment Fee	99.82	9.97	109.79
	Administration Fee	49.56	4.97	54.53
	Expense Recovery Fee	59.09	5.91	65.00
Totals		208.47	20.85	229.32

The actual amount of fees paid are detailed above. The expenses amount used for performance calculations in other reports may differ from this amount because the performance period may be different.

Indirect cost ^(a)

Indirect cost of your investment	\$
	67.60

This approximate amount has been deducted from your investment and covers amount that have reduced the return on your investment but are not charged to you directly as a fee.

(a) When you invest in certain managed investment (eg. managed funds, Exchange Traded Funds) the underlying manager of these products will typically take a fee, prior to striking a unit price. These are known as indirect cost. The Indirect Cost Ratio for each model is published in the Investment Menu

1-10

Important Information

Praemium Australia Limited (ABN 92117611784, AFSL 297456) is the responsible entity (us, our or we) of the Separately Managed Accounts APSN 114 818 530 (the Scheme). In preparing this document, whilst reasonable care has been taken, to the maximum extent permitted by law, neither we nor any of our related parties, directors and officers, accept responsibility for any loss suffered by any person acting in reliance on the information contained in this document. This document has been prepared for general information purposes and does not consider the investment objectives, financial situation or particular needs of any particular person. Past performance is not necessarily indicative of future performance. Before making any investment, in the Scheme or particular financial products, you should seek professional advice and read the relevant Product Disclosure Statement.

All figures, information and illustrations are as at 30 June 2021 unless stated otherwise.

If you have any enquires or require further information, you can either call Praemium on 1800 571 881, write to us PO Box 322, Collins Street West, Melbourne VIC 8007 or send it by email to support@praemium.com.au.

If you have a complaint relating to your investment in the SMA, you can either call Praemium on 1800 571 881 or write to our Complaints Handling Officer at Praemium, PO Box 322, Collins Street West, Melbourne VIC 8007; or send it by email to complaints@praemium.com.au. Please provide us with all information relevant to the complaint that is in your possession or control. We will acknowledge receipt of the complaint as soon as practicable within two working days of its receipt. We will deal with any complaint and respond to you as soon as practicable and may ask you for further information that we think is necessary to enable us to properly consider the complaint. If we cannot resolve the matter within 45 days of receiving your complaint, we will provide a written response to explain our assessment. If your complaint is not dealt with to your satisfaction or has not been dealt with within 90 days, you may refer your complaint to the Australian Financial Complaints Authority ("AFCA"), of which we are a member and which is an independent entity, at no cost.

The AFCA contact details are: Mail: GPO Box 3, Melbourne, Victoria, 3001 Telephone: 1800 931 678 Website: www.afca.org.au Email: info@afca.org.au

THE LIVINGSTONE SUPERANNUATION FUND
GENERAL LEDGER FOR THE PERIOD 01/07/2020 TO 30/06/2021
FROM ACCOUNT 238/000 TO 238/999 - ENTRIES: ALL

1-42

Printed: Friday 25 March, 2022 @ 09:41:58

Date	Ref	Type	Units	Debits \$	Credits \$	Balance \$
<u>238</u> <u>Distributions Received</u>						
<u>238/001</u> <u>Infocus Portfolio Sma00273876</u>						
30/06/2021	238	Journal - Cash		1-21A 842.08	842.08	(842.08)
Narration: T/up ATS 2021						
30/06/2021	238	Journal - Cash		1-2B 117.88	117.88	(959.96)
Narration: T/up ATS 2021						
30/06/2021	300621	Closing Journal - Cash		1-21 B 30.00	30.00	(989.96)
Narration: Imputed credit adjustment at 30/06/2021						
30/06/2021	300621	Closing Journal - Cash		1-21 C 27.27	27.27	(1,017.23)
Narration: Foreign credit adjustment at 30/06/2021						
Total Debits:						
Total Credits:					\$1,017.23	
Current Year Profit/(Loss):						N/A

Superannuation Accruals

Employee	Employee Group	Employee Number	Super Fund Name	USI	Contribution Type	Payment Date	Due Date	Status	Amount
Simon Livingstone	None	1	The Livingstone Superannuation Fund		SGC	02 Nov 2020	28 Dec 2020	Paid	142.11
Simon Livingstone	None	1	The Livingstone Superannuation Fund		SGC	16 Nov 2020	28 Dec 2020	Paid	142.11
Simon Livingstone	None	1	The Livingstone Superannuation Fund		SGC	30 Nov 2020	28 Dec 2020	Paid	142.11
Simon Livingstone	None	1	The Livingstone Superannuation Fund		SGC	14 Dec 2020	28 Jan 2021	Paid	142.11
Simon Livingstone	None	1	The Livingstone Superannuation Fund		SGC	28 Dec 2020	28 Jan 2021	Paid	142.11
Simon Livingstone	None	1	The Livingstone Superannuation Fund		SGC	11 Jan 2021	28 Feb 2021	Paid	142.11
Simon Livingstone	None	1	The Livingstone Superannuation Fund		SGC	25 Jan 2021	28 Feb 2021	Paid	142.11
Simon Livingstone	None	1	The Livingstone Superannuation Fund		SGC	08 Feb 2021	28 Mar 2021	Paid	142.11
Simon Livingstone	None	1	The Livingstone Superannuation Fund		SGC	22 Feb 2021	28 Mar 2021	Paid	142.11
Simon Livingstone	None	1	The Livingstone Superannuation Fund		SGC	08 Mar 2021	28 Apr 2021	Paid	142.11
Simon Livingstone	None	1	The Livingstone Superannuation Fund		SGC	22 Mar 2021	28 Apr 2021	Paid	142.11
									2,292.03

Handwritten checkmark and box around the total amount 2,292.03.

Handwritten number 211.

Superannuation Accruals

Simmons Livingstone & Associates
From 1 April 2020 to 31 March 2021

Employee	Employee Group	Employee Number	Super Fund Name	USI	Contribution Type	Payment Date	Due Date	Status	Amount
Simon Livingstone	None	1	The Livingstone Superannuation Fund		SGC	20 Apr 2020	28 May 2020	Paid	68.40
Simon Livingstone	None	1	The Livingstone Superannuation Fund		SGC	18 May 2020	28 Jun 2020	Paid	68.40
Simon Livingstone	None	1	The Livingstone Superannuation Fund		SGC	15 Jun 2020	28 Jul 2020	Paid	68.40
Simon Livingstone	None	1	The Livingstone Superannuation Fund		SGC	29 Jun 2020	28 Jul 2020	Paid	34.20
Simon Livingstone	None	1	The Livingstone Superannuation Fund		SGC	27 Jul 2020	28 Aug 2020	Paid	68.40
Simon Livingstone	None	1	The Livingstone Superannuation Fund		SGC	24 Aug 2020	28 Sep 2020	Paid	68.40
Simon Livingstone	None	1	The Livingstone Superannuation Fund		SGC	21 Sep 2020	28 Oct 2020	Paid	68.40
Simon Livingstone	None	1	The Livingstone Superannuation Fund		SGC	05 Oct 2020	28 Nov 2020	Paid	142.11
Simon Livingstone	None	1	The Livingstone Superannuation Fund		SGC	19 Oct 2020	28 Nov 2020	Paid	142.11

2.2

Simon Livingstone
97 Serenity Blvd
HELENSVALE QLD 4212

3-1



Financial Year's Interest Report

Interest details shown are for selected accounts as at 9 March 2022, 15:00 PM

Accounts	1 July 2021 - to date		1 July 2020 - 30 June 2021	
	Interest charged	Interest earned	Interest charged	Interest earned
CASH MANAGEMENT ACCOUNT DEADSTONE INVESTMENTS PTY LTD ATF THE LIVINGSTONE SUPERANNUATION FUND 182512 000992690335	0.00	0.00	0.00	0.13 ✓
Total	0.00	0.00	0.00	0.13

Notes

1. Closed accounts are not included in this Report.
2. Account balances may not include pending transactions and pre-authorisations awaiting final approval by the merchant and may also exclude cheque payments awaiting clearance.
3. This document does not satisfy the substantiation requirements for tax purposes. Account holders must ensure that they make their own assessment of the deductibility of expenses and must retain the appropriate documentation in accordance with the tax law.
4. Please refer to the most recent June statement for details of last Financial Year income.

THE LIVINGSTONE SUPERANNUATION FUND
GENERAL LEDGER FOR THE PERIOD 01/07/2020 TO 30/06/2021
FROM ACCOUNT 302 TO 302 - ENTRIES: ALL

4-1

Printed: Friday 25 March, 2022 @ 09:47:33

Date	Ref	Type	Units	Debits \$	Credits \$	Balance \$
302 Administration Costs						
04/01/2021	302	Journal - Non Cash		24.16		24.16
Narration: AUSPOSTSMSF 3 year superstream renewal						
05/01/2021	050121	Bank Statement		55.00	4.2	79.16
Narration: BPAY TO ASIC Receipt number: MBL20210105205349564 CRN: 2291669615661						
Total Debits:				\$79.16		
Total Credits:						
Current Year Profit/(Loss):				N/A		

ASIC

Australian Securities and Investments Commission
ABN 86 768 265 615

Inquiries

www.asic.gov.au/invoices
1300 300 630

4.2

DEADSTONE INVESTMENTS PTY LTD
ACN/ARBN: 166 961 566
C/- SIMMONS LIVINGSTONE & ASSOCIATES
PO BOX 806
OXENFORD, QLD, 4210

Give to
Simon

Invoice Statement

Issue Date 26 Nov 2020
Account Number 22 166961566

Summary

Balance outstanding
New charges \$55.00
TOTAL DUE \$55.00

- * Amounts not subject to GST. (Treasurer's Determination - Exempt taxes, fees and charges).
- * Payment of your annual review fee will maintain your registration as an Australian company

Please Pay

Pay now \$0.00
By 26 Jan 2021 \$55.00

If you have already paid, please ignore this invoice statement

- * Late fees will apply if you do NOT:
 - tell us about a change during the period that the Law allows,
 - bring your company/scheme details up to date within 28 days of the date of issue of the annual statement, or
 - you do not pay your review fee within 2 months of the annual review date
- * if you are up to one month late, you must pay \$82. If you are over one month late, this fee increased to \$340.

Date	Reference	Description	Amount
26/11/2020	3X5740246480P PA	2020 Annual Review	55.00

Payment Slip

DEADSTONE INVESTMENTS PTY LTD

ACN/ARBN: 166 961 566
Account Number 22 166961566
Amount Payable \$55.00

Payment Options



*814 129 0002291669615661 37



Billpay Code: 8929
Ref: 2291 6696 1566 137



Bill Code: 17301
Reference: 2291669615661



22 166961566



in person at any Post Office, pay by cash, cheque or EFTPOS



by phone 13 18 16 pay by Mastercard or VISA



Internet postbillpay.com.au by Mastercard or VISA

Telephone & Internet Banking - BPAY *

Contact your bank, credit union or building society to make this payment from your cheque, savings account or credit card. More info: www.bpay.com.au



Mail

Mail this payment slip and your cheque to ASIC, Locked Bag 5000, Gippsland Mail Centre VIC 3841.

413

Payment receipt

Payment receipt number is **MBL20210105205349564**

Date and time of request: **05 January 2021 09:55 (AEDT)**

Amount	\$55.00
From	Cash Management Account Deadstone Investments Pty Ltd Atf The Livingstone Superannuation Fund 182-512 000962690335
To	Asic Fee Asic 17301 2291669615661
When	Paying Tuesday, 05 Jan 2021 Arriving Tuesday, 05 Jan 2021 (AEDT)
Payment type	BPAY
Payment description	BPAY Payment



Company: DEADSTONE INVESTMENTS PTY LTD ACN 166 961 560

4.4

Company details

Date company registered 26-11-2013
 Company next review date 26-11-2022
 Company type Australian Proprietary Company
 Company status Registered
 Home unit company No
 Superannuation trustee company Yes
 Non profit company No

Registered office

'SIMMONS LIVINGSTONE & ASSOCIATES' UNIT , 30 , 340 HOPE ISLAND ROAD , HOPE ISLAND QLD 4212

Principal place of business

UNIT 30 , 340 HOPE ISLAND ROAD , HOPE ISLAND QLD 4212

Officeholders

LIVINGSTONE, SIMON
 Born 20-05-1986 at SOUTHPORT QLD
 97 SERENITY BOULEVARD , HELENSVALE QLD 4212
 Office(s) held: Director, appointed 26-11-2013
 Secretary, appointed 26-11-2013

LIVINGSTONE, EMILY KATE
 Born 20-04-1991 at SYDNEY NSW
 97 SERENITY BOULEVARD , HELENSVALE QLD 4212
 Office(s) held: Director, appointed 26-02-2020

Company share structure

Share class	Share description	Number issued	Total amount paid	Total amount unpaid
ORD	ORDINARY	2	2.00	0.00

Members

LIVINGSTONE , SIMON		97 SERENITY BOULEVARD , HELENSVALE QLD 4212		
Share class	Total number held	Fully paid	Beneficially held	
ORD	1	Yes	Yes	
LIVINGSTONE , EMILY KATE		97 SERENITY BOULEVARD , HELENSVALE QLD 4212		
Share class	Total number held	Fully paid	Beneficially held	
ORD	1	Yes	Yes	

Document history

These are the documents most recently received by ASIC from this organisation.

Received	Number	Form	Description	Status
03-03-2020	5EBO39640	484	CHANGE TO COMPANY DETAILS	Processed and imaged
03-03-2020	5EBO39641	484	CHANGE TO COMPANY DETAILS	Processed and imaged
17-09-2019	5EBI02406	484	CHANGE TO COMPANY DETAILS	Processed and imaged

5-1

SUPER AUDITS

TAX INVOICE

Supplier: Super Audits

Auditor: A.W. Boys
SMSF Auditor Number (SAN) 100014140
Registered Company Auditor (67793)

Address: Box 3376
Rundle Mall 5000

ABN: 20 461 503 652

Services: Auditing

Date: 2 February 2021

Recipient: Livingstone Super Fund

Address: C/- PO Box 806 Oxenford QLD 4210

Description of Services

Statutory audit of the Livingstone Super Fund for the financial year ending 30 June 2020.

Fee: \$250.00

GST: \$25.00

Total: \$275.00

Payment can be made with a cheque payable to Super Audits postal address being Box 3376 Rundle Mall 5000 or alternatively an EFT can be made BSB 015-056 Account No. 387392386.



S-2

Payment receipt

Payment receipt number is **424838320**

Date and time of request: **08 March 2021 09:56 (AEDT)**

Amount	\$275.00
From	Cash Management Account Deadstone Investments Pty Ltd Atf The Livingstone Superannuation Fund 182-512 000962690335
To	Super Audits 015-056 387392386
When	Paying Monday, 08 Mar 2021 (AEDT)
Description	Livingstonsmsf
Payment type	Funds transfer

Zurich Active
Annual statement

6-1



018031
041
Deadstone Inv ATF Livingstone S/F
PO Box 980
SANCTUARY COVE QLD 4212

Your adviser
Thomas Graham
07 5561 8800

www.zurich.com.au
Phone: 131 551
client.service@zurich.com.au
Fax: (02) 9995 3797
Locked Bag 994
North Sydney NSW 2059

Policy number
50104173

12 July 2021

Dear Trustee/s,

We are pleased to enclose your annual statement for the period ending 30 June 2021.

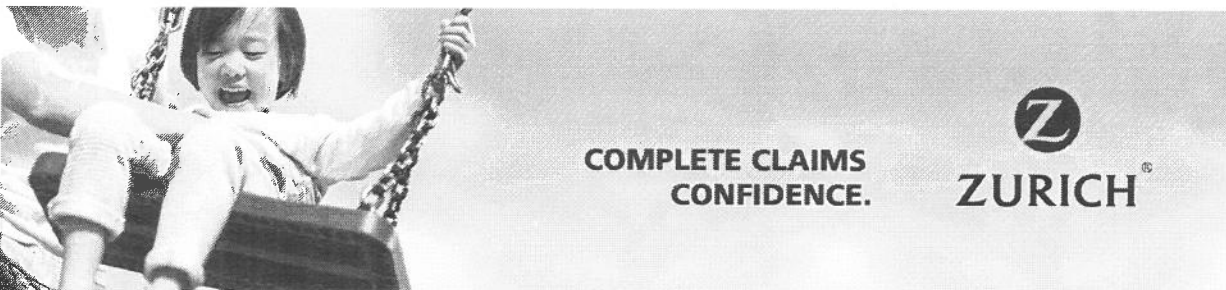
This statement is provided for information purposes only to assist you in preparing the annual return for your fund. Enclosed you will find details of the policy including cover provided, the amount of premiums paid during the statement period (including any fees or costs paid), together with other important policy information.

Please note that if you hold an Income Replacement or Income Protector policy with Zurich also, you will receive a separate Tax Deduction Notice for that policy.

It is very important that you take time to review your statement and then keep it in a safe place. If you have any questions about your annual statement or any of Zurich's other services, please speak to your financial adviser, Thomas Graham, or contact Zurich.

Yours sincerely,

Sasho Briskoski
Head of Customer Service Operations



MMEA-007320-2013-A

Zurich Active
Annual statement

Policy number
50104173

Statement details

Statement period: 1 July 2020 to 30 June 2021

Your adviser
Thomas Graham
07 5561 8800

Policy details

Policy owner: Deadstone Inv ATF Livingstone S/F
(Superannuation, held by external trustee)
Policy type: Zurich Active Cover
Life insured: Mr Simon Livingstone

Insurance benefits

Benefit type	Benefit amount	Annual premium	Premium paid
Initial amount of cover for Health events, death & terminal illness	\$805,986	\$1,163.43	\$1,163.43
AA Death & terminal illness	\$805,986		
A Health events	\$805,986		
B Health events	\$0		
C Health events	\$0		
D Health events	\$0		
E Health events	\$0		
Additional death cover	\$597,027	\$457.29	\$457.29
Extra cost options			
Extended care			

This policy is related to the Active Cover policy shown on your Policy schedule. Premiums for the related policy are paid separately and are not included in the amounts shown in this notice. For more information about related policies, refer to the Zurich Active PDS.

The Death benefit is the amount that may be payable on death while you are a member of the Fund. A benefit may be payable on terminal illness of 100% of your Death benefit.

A benefit is only payable for Health events cover if you meet the policy definition for a specified health event and you satisfy the definition of permanent incapacity while you are a member of the fund.

All benefits are subject to the terms and conditions of the applicable policy and payable to the trustee of the fund. You must ensure any benefits paid are in accordance with your fund's trust deed and superannuation law.

The Annual premium is the annualised cost of cover as at the statement date.

The Premium paid is the amount of premium paid for the benefit during the statement period.

Zurich Active

Annual statement

Policy number

50104173

b.3

Fees and costs

The total premium paid for this policy

\$1,620.72

Taxation

Insurance premiums for cover that would meet a condition of release are generally tax deductible to the complying superannuation fund. The information on premium amounts provided above is based on the price of the insurance policy and not necessarily the amount your fund can claim as a tax deduction. The amount of premium that is deductible varies depending on the type of cover. For example, premiums for life insurance cover are fully deductible whilst premiums for trauma cover are not deductible. Premiums may only be partially deductible such as for 'own' occupation disablement cover (TPD). Please contact your adviser or accountant for further information regarding the tax deductibility of premiums to your SMSF.

6.4



DEADSTONE INVESTMENTS PTY LTD
ATF The Livingstone Superannuation Fund
PO BOX 980
SANCTUARY COVE QLD 4212

Product name: OneCare
Policy owner(s): Deadstone Investments Pty Ltd
ATF The Livingstone Superannuation Fund
Policy number: 1006852979
OnePath reference: 1006852979/FYL

13 July 2021

2020/2021 INSURANCE PREMIUM SUMMARY

Dear policy owner,

Important information for your 2020/2021 tax return.

Thank you for choosing OnePath Life to help protect you and your family.

To help with preparation of your fund's tax return for the year ending 30 June 2021, the following table shows the premium paid on your policy throughout the financial year, and (if applicable) the portion of that premium considered to be for benefits that replace income.

Life insured	Cover type	Total premium paid	Portion of total premium paid for income benefit/s
Mr Simon Livingstone	Life Cover	\$322.85	-
Mr Simon Livingstone	SuperLink SIS TPD	\$188.80	-

\$ 511.65

The information contained in this letter does not constitute tax advice. We recommend you seek independent tax advice specific to your personal circumstances, from an accountant or registered tax agent.

Any questions?

If you have any questions or need any further help, please:

- contact your financial adviser, Tom Graham on 0755618800
- call Customer Services on 133 667, weekdays between 8.30am and 6.00pm (AEST)
- email us at customer.risk@onepath.com.au

Yours sincerely,

Jay Tutt
Head of Customer Service & Operations

THE LIVINGSTONE SUPERANNUATION FUND
GENERAL LEDGER FOR THE PERIOD 01/07/2020 TO 30/06/2021
FROM ACCOUNT 390/000 TO 390/999 - ENTRIES: ALL
 Printed: Friday 25 March, 2022 @ 09:53:42

6-5

Date	Ref	Type	Units	Debits \$	Credits \$	Balance \$
<u>390</u> <u>Life Insurance Premiums - Preserved</u>						
<u>390/001</u> <u>Livingstone, Simon Phillip</u>						
23/10/2020	231020	Bank Statement		511.65	6.4	511.65
Narration: OnePath Life Ltd 1006852979/1j0L7						
18/11/2020	181120	Bank Statement		1,620.72	6.3	2,132.37
Narration: ZURICH LIFE 5123356 3M						
Total Debits:				\$2,132.37		
Total Credits:						
Current Year Profit/(Loss):				N/A		

7-1

Macquarie Bank Limited

ABN 46 008 583 542 | AFS Licence Number 237502

Macquarie Banking and Financial Services Group, a Member of the Macquarie Group

Office address

1 Shelley Street, Sydney NSW 2000

Client service

1800 806 310

transact@macquarie.com

Postal address

GPO Box 2520, Sydney NSW 2001

Financial services professionals

1800 808 508

adviser@macquarie.com

Offices also in Melbourne, Brisbane, Perth and Adelaide.

Fax 1800 550 140

Visit us online at macquarie.com.au



09 March 2022

BSB: 182-512

Account Number: 000962690335

Account Name:

DEADSTONE INVESTMENTS PTY LTD ATF
THE LIVINGSTONE SUPERANNUATION FUND

Account open date: 27 November 2013

The following balances and interest details are provided for the above account for the 2020 - 2021 financial year:

Account balance as at 30/06/2021	\$23,125.34
Gross income paid during 2020 - 2021 financial year	\$0.13

If you would like any further information regarding the above, please contact your financial services professional or Macquarie on **1800 806 310**.

This information has been prepared by Macquarie Bank Limited ABN 46 008 583 542 for general information purposes only, without taking into account any potential investors' personal objectives financial situations or needs. Before acting on this general information, you must consider its appropriateness having regard to your own objectives, financial situations and needs. All potential investors should obtain financial, legal and taxation information before making any decision regarding a particular financial product.



Macquarie Cash Management Account

MACQUARIE BANK LIMITED
ABN 46 008 583 542 AFSL 237502

enquiries 1800 806 310
transact@macquarie.com
www.macquarie.com.au

GPO Box 2520
Sydney, NSW 2001



DEADSTONE INVESTMENTS PTY LTD
PO BOX 980
SANCTUARY COVE QLD 4212

1 Shelley Street
Sydney, NSW 2000

account balance **\$23,125.34**
as at 30 Jun 21

account name DEADSTONE INVESTMENTS PTY LTD ATF
THE LIVINGSTONE SUPERANNUATION FUND
account no. 962690335

transaction	description	debits	credits	balance
31.03.21	OPENING BALANCE			1,693.78
22.04.21	Deposit SuperChoice P/L PC190421-180590521		852.66	2,546.44
14.05.21	BPAY BPAY TO TAX OFFICE PAYMENTS	371.86		2,174.58
08.06.21	Deposit AUTOMATIC DATA P ADP202106081004706		87.21	2,261.79
10.06.21	Deposit AUTOMATIC DATA P ADP202106101006916		863.55	3,125.34
29.06.21	Deposit SIMON LIVINGSTON SPL contribution		20,000.00	23,125.34
	CLOSING BALANCE AS AT 30 JUN 21	371.86	21,803.42	23,125.34

* Stepped interest rates for the period 1 April to 30 June: balances \$0.00 to \$4,999.99 earned 0.00% balances \$5,000.00 and above earned 0.00% pa (91 days)

annual interest summary 2020/2021

INTEREST PAID	0.13
TOTAL INCOME PAID	0.13

how to make a transaction

online
Log in to www.macquarie.com.au/personal

by phone
Call 133 275 to make a phone transaction


transfers from another bank account
Transfer funds from another bank to this account:
BSB 182 512
ACCOUNT NO. 962690335

deposits using BPay
From another bank



Bill code: 667022
Ref: 962 690 335

continued on next



Macquarie Cash Management Account

MACQUARIE BANK LIMITED
ABN 46 006 583 542 AFSL 237502

enquiries 1800 806 310
transact@macquarie.com
www.macquarie.com.au

GPO Box 2520
Sydney, NSW 2001



DEADSTONE INVESTMENTS PTY LTD
PO BOX 980
SANCTUARY COVE QLD 4212

1 Shelley Street
Sydney, NSW 2000

account balance **\$1,693.78**
as at 31 Mar 21

account name DEADSTONE INVESTMENTS PTY LTD ATF
THE LIVINGSTONE SUPERANNUATION FUND
account no. 962690335

transaction	description	debits	credits	balance
31.12.20	OPENING BALANCE			1,029.01
05.01.21	BPAY BPAY TO ASIC ✓	55.00		974.01
22.01.21	Deposit SuperChoice P/L PC190121-110064186		994.77	1,968.78
08.03.21	Funds transfer TRANSACT FUNDS TFR TO SUPER AUDITS ✓	275.00		1,693.78
	CLOSING BALANCE AS AT 31 MAR 21	330.00	994.77	1,693.78

* Stepped interest rates for the period 1 January to 31 March: balances \$0.00 to \$4,999.99 earned 0.00%
balances \$5,000.00 and above earned 0.00% pa (90 days)

how to make a transaction

online
Log in to www.macquarie.com.au/personal

by phone
Call 133 275 to make a phone transaction


transfers from another bank account
Transfer funds from another bank to this account:
BSB 182 512
ACCOUNT NO. 962690335

deposits using BPay
From another bank



Bill code: 667022
Ref: 962 690 335

continued on next



Macquarie Cash Management Account

MACQUARIE BANK LIMITED
ABN 46 008 583 542 AFSL 237502

enquiries 1800 806 310
transact@macquarie.com
www.macquarie.com.au

GPO Box 2520
Sydney, NSW 2001



DEADSTONE INVESTMENTS PTY LTD
PO BOX 980
SANCTUARY COVE QLD 4212

1 Shelley Street
Sydney, NSW 2000

account balance **\$1,029.01**
as at 31 Dec 20

account name DEADSTONE INVESTMENTS PTY LTD ATF
THE LIVINGSTONE SUPERANNUATION FUND
account no. 962690335

transaction	description	debits	credits	balance
30.09.20	OPENING BALANCE			2,956.18
19.10.20	Deposit SuperChoice P/L PC:131020-197101064		205.20	3,161.38
23.10.20	Direct debit OnePath Life Ltd 1006852979/1j0L7 ✓	511.65		2,649.73
18.11.20	Direct debit ZURICH LIFE 5123356 3M ✓	1,620.72		1,029.01
	CLOSING BALANCE AS AT 31 DEC 20	2,132.37	205.20	1,029.01

* Stepped interest rates for the period 1 October to 31 December: balances \$0.00 to \$4,999.99 earned 0.00%
balances \$5,000.00 and above earned 0.00% pa (92 days)

how to make a transaction

online
Log in to www.macquarie.com.au/personal

by phone
Call 133 275 to make a phone transaction

transfers from another bank account
Transfer funds from another bank to this account:
BSB 182 512
ACCOUNT NO. 962690335

deposits using BPay
From another bank



Bill code: 667022
Ref: 962 690 335

continued on next



Macquarie Cash Management Account

MACQUARIE BANK LIMITED
ABN 46 008 583 542 AFSL 237502

enquiries 1800 806 310
transact@macquarie.com
www.macquarie.com.au

GPO Box 2520
Sydney, NSW 2001



DEADSTONE INVESTMENTS PTY LTD
PO BOX 980
SANCTUARY COVE QLD 4212

1 Shelley Street
Sydney, NSW 2000

account balance **\$2,956.18**
as at 30 Sep 20

account name DEADSTONE INVESTMENTS PTY LTD ATF
THE LIVINGSTONE SUPERANNUATION FUND
account no. 962690335

transaction	description	debits	credits	balance
30.06.20	OPENING BALANCE			2,716.65
23.07.20	Deposit SuperChoice P/L PC200720-157857842		239.40	2,956.05
31.07.20	Interest MACQUARIE CMA INTEREST PAID*		0.04	2,956.09
31.08.20	Interest MACQUARIE CMA INTEREST PAID*		0.05	2,956.14
30.09.20	Interest MACQUARIE CMA INTEREST PAID*		0.04	2,956.18
	CLOSING BALANCE AS AT 30 SEP 20	0.00	239.53	2,956.18

* Stepped interest rates for the period 1 July to 30 September: balances \$0.00 to \$4,999.99 earned 0.05%
balances \$5,000.00 and above earned 0.30% pa (92 days)

how to make a transaction

online
Log in to www.macquarie.com.au/personal

by phone
Call 133 275 to make a phone transaction

transfers from another bank account
Transfer funds from another bank to this account:
BSB 182 512
ACCOUNT NO. 962690335

deposits using BPay
From another bank



Bill code: 667022
Ref: 962 690 335

continued on next



Activity statement 001

Date generated	14/03/2022
Overdue	\$0.00
Not yet due	\$0.00
Balance	\$0.00

Transactions

0 results found - from 14 March 2020 to 14 March 2022 sorted by **processed date** ordered **newest to oldest**



Income tax 551

Date generated	14/03/2022
Overdue	\$0.00
Not yet due	\$0.00
Balance	\$0.00

Transactions

4 results found - from 14 March 2020 to 14 March 2022 sorted by processed date ordered newest to oldest

Processed date	Effective date	Description	Debit (DR)	Credit (CR)	Balance
17 May 2021	14 May 2021	Payment received		\$371.86	\$0.00
4 Feb 2021	17 May 2021	Tax return Self Man Superfund - Income Tax for the period from 01 Jul 19 to 30 Jun 20	\$371.86		\$371.86 DR
3 Jun 2020	2 Jun 2020	Payment received		\$217.61	\$0.00
2 Jun 2020	30 Jun 2020	Tax return Self Man Superfund - Income Tax for the period from 01 Jul 18 to 30 Jun 19	\$217.61		\$217.61 DR

THE LIVINGSTONE SUPERANNUATION FUND

Trial Balance at 30/06/2021

Printed: Wednesday 9 March, 2022 @ 14:01:46

Last Year	Account	Account Name	Units	Debits \$	Credits \$
	238	Distributions Received			
(653.89)	238/001	Infocus Portfolio Sma00273876			
	242	Employer Contributions - Concessional			
(752.40)	242/001	Livingstone, Simon Phillip			
	250	Interest Received			
(0.15)	250/001	Cash at Bank - Macquarie CMA 182512 962690335			
	260	Member/Personal Contributions - Concessional (Taxable)			
(3,000.00)	260/001	Livingstone, Simon Phillip			
	261	Member/Personal Contributions - Non Concessional (Undeducted)			
	261/001	Livingstone, Simon Phillip		24.16	
54.00	302	Administration Costs			24.16
259.00	304	ATO Supervisory Levy			
330.00	307	Auditor's Remuneration			
809.49	330	Decrease in Market Value of Investments			
	375	Investment Expenses			
238.88	375/002	Infocus Portfolio Sma00273876			
	390	Life Insurance Premiums - Preserved			
2,042.92	390/001	Livingstone, Simon Phillip			
156.45	485	Income Tax Expense			
515.70	490	Profit/Loss Allocation Account			
	501	Livingstone, Simon Phillip (Accumulation)			
(17,693.05)	501/001	Opening Balance - Preserved/Taxable			18,208.75
(2,850.00)	501/002	Opening Balance - Preserved/Tax Free			2,850.00
(752.40)	501/011	Employer Contributions - Concessional			
(3,000.00)	501/016	Member/Personal Contributions - Preserved			
1,037.33	501/031	Share of Profit/(Loss) - Preserved/Taxable			
562.86	501/051	Contributions Tax - Preserved			
(406.41)	501/053	Income Tax - Preserved/Taxable			
2,042.92	501/130	Life Insurance Premiums - Preserved/Taxable			
2,716.65	604	Cash at Bank - Macquarie CMA 182512 962690335		2,716.65	
	618	Distributions Receivable			
141.48	618/001	Infocus Portfolio Sma00273876		141.48	
2,860.00	640	Formation Expenses		2,860.00	
	747	Managed Investments (Australian)			
15,453.48	747/001	Infocus Portfolio Sma00273876	1.0000	15,453.48	
	850	Income Tax Payable			
(156.45)	850/001	Income Tax Payable			112.86
22.29	850/002	Imputed Credits			
21.30	850/003	Foreign and Other Tax Credits			
0.00				<u>21,195.77</u>	<u>21,195.77</u>

Current Year Profit/(Loss): \$0.00