
Workpapers - 2021 Financial Year

Barbaro Superannuation Fund

Preparer: Kelly Fu

Reviewer: Kelly Fu

Printed: 24 January 2023

Lead Schedule

2021 Financial Year

Code	Workpaper	CY Balance	LY Balance	Change	Status
23800	Distributions Received	(\$530.85)	(\$697.15)	(23.85)%	Completed
23900	Dividends Received	(\$12.88)	(\$28.03)	(54.05)%	Completed
24700	Changes in Market Values of Investments	(\$20,930.29)	\$42,083.50	(149.74)%	Completed
25000	Interest Received	(\$104.63)	(\$355.39)	(70.56)%	Completed
28000	Property Income	(\$18,464.00)	(\$62,129.20)	(70.28)%	Completed
30100	Accountancy Fees	\$3,520.00	\$3,300.00	6.67%	Completed
30400	ATO Supervisory Levy	\$259.00		100%	Completed
30700	Auditor's Remuneration	\$1,320.00	\$1,100.00	20%	Completed
31500	Bank Charges		\$4.80	100%	N/A - Not Applicable
33400	Depreciation	\$53.75	\$53.75	0%	Completed
40500	Members Expenses	\$2,608.00		100%	Completed
41600	Pensions Paid		\$55,802.68	100%	Completed
44800	Rates & Taxes	\$3,981.60	\$5,964.63	(33.25)%	Completed
48500	Income Tax Expense	(\$191.85)	(\$249.19)	(23.01)%	Completed
49000	Profit/Loss Allocation Account	\$28,492.15	(\$44,850.40)	(163.53)%	Completed
50000	Members	(\$1,580,089.74)	(\$1,551,597.59)	1.84%	Completed
60400	Bank Accounts		\$3,707.49	100%	Completed
60800	Term Deposits		\$18,825.67	100%	Completed

Code	Workpaper	CY Balance	LY Balance	Change	Status
61800	Distributions Receivable	\$1,505.55	\$249.63	503.11%	Completed
62550	Reinvestment Residual Account	\$62.65	\$8.86	607.11%	Completed
65500	Deceased Estate Holding Account	\$356,071.54		100%	Completed
68000	Sundry Debtors		\$16,937.64	100%	Completed
76550	Plant and Equipment (at written down value) - Unitised	\$1,537.10	\$1,590.85	(3.38)%	Completed
77250	Real Estate Properties (Australian - Non Residential)	\$1,353,900.00	\$1,485,412.06	(8.85)%	Completed
77600	Shares in Listed Companies (Australian)	\$493.03	\$322.46	52.9%	Completed
78200	Units in Listed Unit Trusts (Australian)	\$19,994.04	\$15,892.34	25.81%	Completed
78400	Units in Unlisted Unit Trusts (Australian)	\$6,024.44	\$8,078.55	(25.43)%	Completed
85000	Income Tax Payable /Refundable	\$441.04	\$572.04	(22.9)%	Completed
88000	Sundry Creditors	(\$155,099.65)		100%	Completed
88501	Other Creditors	(\$4,840.00)		100%	Completed
A	Financial Statements				N/A - Not Applicable
B	Permanent Documents				N/A - Not Applicable
C	Other Documents				N/A - Not Applicable
D	Pension Documentation				N/A - Not Applicable

Code	Workpaper	CY Balance	LY Balance	Change	Status
E	Estate Planning				N/A - Not Applicable

23800 - Distributions Received

2021 Financial Year

Preparer Kelly Fu

Reviewer Kelly Fu

Status Completed

Account Code	Description	CY Balance	LY Balance	Change
SFY.AX	SPDR S & P/ASX 50 Fund	(\$530.85)	(\$697.15)	(23.85)%
TOTAL		CY Balance	LY Balance	
		(\$530.85)	(\$697.15)	

Supporting Documents

- Investment Income Comparison Report [Report](#)
- Distribution Reconciliation Report [Report](#)
- 23800 - SFY_Tax_Statement_2020_21.pdf

Standard Checklist

- Attach a copy of all Tax Statements.
- Attach a copy of Distribution Reconciliation Report
- Ensure all Distributions have been reviewed on [Distribution Tax Automation](#)

Barbaro Superannuation Fund

Distribution Reconciliation Report

For The Period 01 July 2020 - 30 June 2021

Date	Non Primary Production Income (A) * ₁					Distributed Capital Gains (B) * ₂					Foreign Income * ₃		Non-Assessable			Taxable Income
	Payment Received	Franked	Unfranked	Interest/ Other	Franking Credits	Discounted (After Discount)	Rate * ₅	CGT Concession	Indexed	Other	Foreign Income	Foreign Credits	Tax Exempt	Tax Free	Tax Deferred / AMIT * ₆	
Units in Listed Unit Trusts (Australian)																
SFY.AX SPDR S & P/ASX 50 Fund																
12/10/2020	120.55						S								0.00	
13/01/2021	107.85						S								0.00	
14/04/2021	158.92						S								0.00	
30/06/2021	143.53						S								0.00	
30/06/2021	0.00	393.89	50.27	26.75	186.33	19.92	I	19.92	0.00	0.00	13.54	0.01	0.00	0.00	6.56	690.71
	530.85	393.89	50.27	26.75	186.33	19.92		19.92	0.00	0.00	13.54	0.01	0.00	0.00	6.56	690.71
	<i>Net Cash Distribution:</i>															
	530.85	393.89	50.27	26.75	186.33	19.92		19.92	0.00	0.00	13.54	0.01	0.00	0.00	6.56	690.71

Barbaro Superannuation Fund

Distribution Reconciliation Report

For The Period 01 July 2020 - 30 June 2021

Date	Non Primary Production Income (A) * ₁			Distributed Capital Gains (B) * ₂				Foreign Income * ₃		Non-Assessable				Taxable Income		
	Payment Received	Franked	Unfranked	Interest/ Other	Franking Credits	Discounted (After Discount)	Rate * ₅	CGT Concession	Indexed	Other	Foreign Income	Foreign Credits	Tax Exempt		Tax Free	Tax Deferred / AMIT * ₆
TOTAL	530.85	393.89	50.27	26.75	186.33	19.92		19.92	0.00	0.00	13.54	0.01	0.00	0.00	6.56	690.71

Total Distributed Gains

Discount Rate	Discounted	Gross
Superfund 1/3	0.00	0.00
Individual 50%(I)	19.92	39.84
Total	19.92	39.84

*₁ Summary of Non Primary Production Income (A)

Tax Label	Franked	Unfranked	Interest/Other	Less Other Deduction	Income Before Credits * ₇	Franking Credits	Total Including Credits
11M Gross trust distributions	393.89	50.27	26.75	0.00	470.91	186.33	657.24

*₂ Forms part of the Net Capital Gains calculation for Tax Label 11A.

*₃ Forms part of the Foreign Credits calculation for Tax Label 11D, D1, 13C1.

*₄ Taxable Income is designed to match Tax Statement provided by Fund Manager.

Taxable Income in the SMSF Annual Return will be different due to application of Capital Losses in Net Capital Gain calculation and application of different discount method.

*₅ This is the discount rate selected for the transaction. "S" being Super Funds at 1/3 and "I" being Individual at 50%.

*₆ AMIT cost base net increase is reflected as negative amount i.e. negative tax deferred and AMIT cost base net decrease is reflected as positive amount i.e. positive tax deferred.

*₇ Sum of Income Before Credits reconciles with Taxable Trust Distributions in Statement of Taxable Income.

^ Variance between Payment Received and Net Cash Distribution.

Barbaro Superannuation Fund

Investment Income Comparison Report

As at 30 June 2021

Investment	Ledger Data			ASX & UUT Data							
	Transaction Date	Income Amount	Franking Credit	Date Payable	Ex Div/Dist Date	Units On Hand	45 Day Qualified	Amount per share/unit	Estimated Income	Estimated Franking*	
Reconciled											
Shares in Listed Companies (Australian)											
BEN.AX	Bendigo And Adelaide Bank Limited	31/03/2021	12.88	5.52	31/03/2021	18/02/2021	46.00	46.00	0.2800	12.88	5.52
			12.88	5.52					0.2800	12.88	5.52
Units in Listed Unit Trusts (Australian)											
SFY.AX	SPDR S & P/ASX 50 Fund	12/10/2020	120.55		12/10/2020	29/09/2020	300.00	300.00	0.4018	120.55	50.60
SFY.AX	SPDR S & P/ASX 50 Fund	13/01/2021	107.85		13/01/2021	30/12/2020	302.00	302.00	0.3571	107.85	38.63
SFY.AX	SPDR S & P/ASX 50 Fund	14/04/2021	158.92		14/04/2021	30/03/2021	304.00	304.00	0.5228	158.92	67.15
SFY.AX	SPDR S & P/ASX 50 Fund	30/06/2021	143.53	186.33							
SFY.AX	SPDR S & P/ASX 50 Fund				12/07/2021	29/06/2021	306.00	306.00	0.4690	143.53	29.94
			530.85	186.33					1.7507	530.84	186.32
			543.73	191.85					2.0307	543.72	191.84

*Franking credit is estimated using 45 day qualified units. The estimation might not be accurate for preference shares and hedging arrangements.



045 003859

MR JOE BARBARO &
MRS BARBARA BARBARO
<BARBARO SUPER FUND ACCOUNT>
19-23 GRAHAM STREET
WINGFIELD SA 5013

Part A

Statement Date: 26 July 2021

Reference No.: I***1277**

**Attribution Managed Investment Trust Member Annual Statement
for the year ended 30 June 2021**

Part B: Summary of 2021 tax return (supplementary section) items for a resident individual

Non Australian residents should seek independent Australian tax advice.

Tax return (supplementary section)	Amount	Tax return label
Share of net income from trusts, less net capital gains, foreign income and franked distributions	\$77.02	13U
Franked distribution from trusts	\$580.22	13C
Other deductions relating to non-primary production income	\$0.00	13Y
Share of franking credits from franked dividends	\$186.33	13Q
Share of credit for foreign resident withholding amounts (excluding capital gains)	\$0.00	13A
Share of credit for tax amounts withheld	\$0.00	13R
Net capital gain	\$19.92	18A
Total current year capital gains	\$39.84	18H
Credit for foreign resident capital gains withholding amounts	\$0.00	18X
Assessable foreign source income	\$13.55	20E
Other net foreign source income	\$13.55	20M
Australian franking credits from a New Zealand franking company	\$0.00	20F
Foreign income tax offset *	\$0.01	20O
Early stage venture capital limited partnership: current year tax offset	\$0.00	T7K
Early stage investor: current year tax offset	\$0.00	T8L
Other refundable tax offsets: Exploration credits	\$0.00	T9P (code E)

*To work out your foreign income tax offset (FITO) entitlement, see **20 Foreign source income and foreign assets or property** or the Guide to foreign tax offset rules 2021.

Part B: Capital gains tax information – Additional information for item 18

	Amount	
Capital gains - discounted method	\$39.84	(gross amount)
Capital gains - indexation method	\$0.00	
Capital gains - other method	\$0.00	
Total current year capital gains	\$39.84	

Part C: Components of attribution

	Cash distributions	Tax paid or Franking credit (grossed up)	Attributable amount
Australian Income			
Dividends - unfranked amount declared to be CFI	\$37.97		\$37.97
Dividends - unfranked amount not declared to be CFI	\$12.30		\$12.30
Dividends - less LIC capital gain deduction	\$0.00		\$0.00
Interest (subject to non - resident withholding tax)	\$7.60		\$7.60
Interest (not subject to non - resident withholding tax)	\$0.00		\$0.00
Other assessable Australian income	\$17.94		\$17.94
Less other allowable trust deductions	\$0.00		\$0.00
NCMI – Non-primary production	\$1.16		\$1.16
Excluded from NCMI – Non-primary production	\$0.05		\$0.05
Non-primary production income	\$77.02		\$77.02
Dividends - Franked amount	\$393.89	\$186.33	\$580.22
Capital Gains			
Capital gains - discounted method TAP	\$9.27		\$9.27
Capital gains - discounted method NTAP	\$10.65	\$0.00	\$10.65
Capital gains - indexation method TAP	\$0.00		\$0.00
Capital gains - indexation method NTAP	\$0.00	\$0.00	\$0.00
Capital gains - other method TAP	\$0.00		\$0.00
Capital gains - other method NTAP	\$0.00	\$0.00	\$0.00
Net capital gains	\$19.92	\$0.00	\$19.92
AMIT CGT gross up amount			\$19.92
Other capital gains distribution	\$19.92		
Total current year capital gains	\$39.84	\$0.00	\$39.84
NCMI capital gains	\$0.00		\$0.00
Excluded from NCMI capital gains	\$0.00		\$0.00
Foreign Income			
Other net foreign source income	\$13.54	\$0.01	\$13.55
Assessable foreign source income	\$13.54	\$0.01	\$13.55
Australian franking credit from a New Zealand franking company		\$0.00	\$0.00
CFC income	\$0.00		\$0.00
Transferor trust income	\$0.00		\$0.00
Total foreign income	\$13.54	\$0.01	\$13.55
Other Non-assessable Amounts			
Net exempt income	\$0.00		
Non-assessable non-exempt amount	\$0.00		
Other non-attributable amounts	\$6.56		
Total Non-assessable amounts	\$6.56		
Gross Cash Distribution	\$530.85		
Other deductions from Distribution			
Less: withholding tax	\$0.00		
Net Cash Distribution	\$530.85		

Part D : Tax offsets

Tax offsets	Amount
Franking credit tax offset	\$186.33
Foreign income tax offset	\$0.01
Total tax offsets	\$186.34

Part E: Attribution Managed Investment Trust ('AMIT') cost base adjustments

AMIT cost base net amount - excess (decrease)	\$6.56
AMIT cost base net amount - shortfall (increase)	\$0.00

Part F: Payment summary information for the year ended 30 June 2021

	Attribution/Amount	Tax paid
Total fund payment	\$0.00	\$0.00
Non-resident withholding amount	\$0.00	\$0.00
Deemed payment - Dividend	\$0.00	\$0.00
Deemed payment - Interest	\$0.00	\$0.00
Deemed payment - Royalties	\$0.00	\$0.00
Deemed payment - Fund payment	\$0.00	\$0.00

Note: FITOs are not split into their components (representing the type of income/gains they have arisen on) and they have not been reduced where they arise on discounted capital gains. Investors should seek their own advice in this respect from their professional tax advisor.

Please retain this statement for income tax purposes.

23900 - Dividends Received

2021 Financial Year

Preparer Kelly Fu

Reviewer Kelly Fu

Status Completed

Account Code	Description	CY Balance	LY Balance	Change
BEN.AX	Bendigo Bank Limited	(\$12.88)	(\$28.03)	(54.05)%
TOTAL		CY Balance	LY Balance	
		(\$12.88)	(\$28.03)	

Supporting Documents

- Dividend Reconciliation Report [Report](#)
- Investment Income Comparison Report [Report](#)

Standard Checklist

- Attach copies of all dividend statements.
- Attach copy of Dividend Reconciliation Report
- Attach copy of Investment Income Comparison Report

Notes

Kelly Fu

Note

16/01/2023 16:38

Cannot access to the investor account anymore. Please refer to the Investment Income Comparison Report.

Barbaro Superannuation Fund

Dividend Reconciliation Report

For The Period 01 July 2020 - 30 June 2021

Date	Net Payment Received	Australian Income			Foreign Income			Withheld		
		Unfranked	Franked	Franking Credits	Foreign Income	Foreign Credits	NZ Credits	TFN Withheld	Non-Resident	LIC Deduction
Shares in Listed Companies (Australian)										
BEN.AX Bendigo And Adelaide Bank Limited										
31/03/2021	12.88	0.00	12.88	5.52						
	12.88	0.00	12.88	5.52						
	12.88	0.00	12.88	5.52						
TOTAL	12.88	0.00	12.88	5.52						

Tax Return Reconciliation

	Totals	Tax Return Label
Unfranked	0.00	J
Franked Dividends	12.88	K
Franking Credits	5.52	L

Barbaro Superannuation Fund

Investment Income Comparison Report

As at 30 June 2021

Investment	Ledger Data			ASX & UUT Data							
	Transaction Date	Income Amount	Franking Credit	Date Payable	Ex Div/Dist Date	Units On Hand	45 Day Qualified	Amount per share/unit	Estimated Income	Estimated Franking*	
Reconciled											
Shares in Listed Companies (Australian)											
BEN.AX	Bendigo And Adelaide Bank Limited	31/03/2021	12.88	5.52	31/03/2021	18/02/2021	46.00	46.00	0.2800	12.88	5.52
			12.88	5.52					0.2800	12.88	5.52
Units in Listed Unit Trusts (Australian)											
SFY.AX	SPDR S & P/ASX 50 Fund	12/10/2020	120.55		12/10/2020	29/09/2020	300.00	300.00	0.4018	120.55	50.60
SFY.AX	SPDR S & P/ASX 50 Fund	13/01/2021	107.85		13/01/2021	30/12/2020	302.00	302.00	0.3571	107.85	38.63
SFY.AX	SPDR S & P/ASX 50 Fund	14/04/2021	158.92		14/04/2021	30/03/2021	304.00	304.00	0.5228	158.92	67.15
SFY.AX	SPDR S & P/ASX 50 Fund	30/06/2021	143.53	186.33							
SFY.AX	SPDR S & P/ASX 50 Fund				12/07/2021	29/06/2021	306.00	306.00	0.4690	143.53	29.94
			530.85	186.33					1.7507	530.84	186.32
			543.73	191.85					2.0307	543.72	191.84

*Franking credit is estimated using 45 day qualified units. The estimation might not be accurate for preference shares and hedging arrangements.

24700 - Changes in Market Values of Investments

2021 Financial Year

Preparer Kelly Fu

Reviewer Kelly Fu

Status Completed

Account Code	Description	CY Balance	LY Balance	Change
24700	Changes in Market Values of Investments	(\$20,930.29)	\$42,083.50	(149.74)%
TOTAL		CY Balance	LY Balance	
		(\$20,930.29)	\$42,083.50	

Supporting Documents

- Market Movement [Report](#)
- Net Capital Gains Reconciliation [Report](#)
- Realised Capital Gain Report [Report](#)
- Lot 2129 PW Highway - Sale Settlement 19.3.2021.pdf
- Lot 670 Annie Watt Rd - Sale Settlement 19.3.2021.pdf

Standard Checklist

- Attach copies of Source Documentation (Contract Notes, Broker Statements, Chess Statements, Contracts of Sale, Managed Fund Statements etc)
- Attach copy of Market Movement report
- Attach copy of Net Capital Gains Reconciliation
- Attach copy of Realised Capital Gain Report
- Ensure all Asset Disposals have been entered
- Ensure all Market Values have been entered for June 30
- Ensure all Tax Deferred Distributions have been entered

Barbaro Superannuation Fund

Market Movement Report

As at 30 June 2021

Investment	Date	Description	Unrealised				Realised			Total
			Units	Accounting Cost Movement	Market Movement	Depreciation	Balance	Consideration	Accounting Cost Base	
AAMF1 - Angas Asset Management Fund										
	01/07/2020	Opening Balance	20,821.00	0.00	0.00	0.00	8,078.55	0.00	0.00	0.00
	20/10/2020	Disposal	(751.00)	(751.00)	0.00	0.00	7,327.55	291.49	751.00	(459.51)
	20/10/2020	Writeback	0.00	0.00	459.61	0.00	7,787.16	0.00	0.00	0.00
	16/11/2020	Disposal	(703.00)	(703.00)	0.00	0.00	7,084.16	272.95	703.00	(430.05)
	16/11/2020	Writeback	0.00	0.00	430.24	0.00	7,514.40	0.00	0.00	0.00
	17/12/2020	Disposal	(1,408.00)	(1,408.00)	0.00	0.00	6,106.40	546.15	1,408.00	(861.85)
	17/12/2020	Writeback	0.00	0.00	861.70	0.00	6,968.10	0.00	0.00	0.00
	17/02/2021	Disposal	(697.00)	(697.00)	0.00	0.00	6,271.10	251.43	697.00	(445.57)
	17/02/2021	Writeback	0.00	0.00	426.56	0.00	6,697.66	0.00	0.00	0.00
	30/06/2021	Revaluation	0.00	0.00	(673.22)	0.00	6,024.44	0.00	0.00	0.00
	30/06/2021		17,262.00	(3,559.00)	1,504.89	0.00	6,024.44	1,362.02	3,559.00	(2,196.98)
BARBSF - 5 Hopkins Street, Wingfield (24%)										
	01/07/2020	Opening Balance	1.00	0.00	0.00	0.00	70,680.40	0.00	0.00	0.00
	30/06/2021	Revaluation	0.00	0.00	15,719.60	0.00	86,400.00	0.00	0.00	0.00
	30/06/2021		1.00	0.00	15,719.60	0.00	86,400.00	0.00	0.00	0.00
BARBSF_CAPITALISEDEX - Capitalised Expenses - Pt Wakefield										
	01/07/2020	Opening Balance	1.00	0.00	0.00	0.00	491.66	0.00	0.00	0.00
	19/03/2021	Disposal	(1.00)	(268.34)	0.00	0.00	223.32	491.66	268.34	223.32
	19/03/2021	Writeback	0.00	0.00	(223.32)	0.00	0.00	0.00	0.00	0.00
	30/06/2021		0.00	(268.34)	(223.32)	0.00	0.00	491.66	268.34	223.32
BARBSF_OLYMPICSHEDMA - Olympic Shed Materials										
	01/07/2020	Opening Balance	1.00	0.00	0.00	0.00	1,590.85	0.00	0.00	0.00
	30/06/2021	Depreciation	0.00	0.00	0.00	(53.75)	1,537.10	0.00	0.00	0.00
	30/06/2021		1.00	0.00	0.00	(53.75)	1,537.10	0.00	0.00	0.00
BEN.AX - Bendigo And Adelaide Bank Limited										
	01/07/2020	Opening Balance	46.00	0.00	0.00	0.00	322.46	0.00	0.00	0.00
	31/03/2021	Purchase	1.00	9.72	0.00	0.00	332.18	0.00	0.00	0.00
	30/06/2021	Revaluation	0.00	0.00	160.85	0.00	493.03	0.00	0.00	0.00
	30/06/2021		47.00	9.72	160.85	0.00	493.03	0.00	0.00	0.00
GRAHAMST - 19-23 Graham Street										
	01/07/2020	Opening Balance	1.00	0.00	0.00	0.00	1,267,500.00	0.00	0.00	0.00
	30/06/2021		1.00	0.00	0.00	0.00	1,267,500.00	0.00	0.00	0.00

Barbaro Superannuation Fund

Market Movement Report

As at 30 June 2021

Investment	Date	Description	Unrealised				Realised			Total
			Units	Accounting Cost Movement	Market Movement	Depreciation	Balance	Consideration	Accounting Cost Base	
PORTWAKE2 - Port Wakefield Property - Lot 670										
	01/07/2020	Opening Balance	1.00	0.00	0.00	0.00	96,000.00	0.00	0.00	0.00
	19/03/2021	Disposal	(1.00)	(17,666.43)	0.00	0.00	78,333.57	95,088.09	17,666.43	77,421.66
	19/03/2021	Writeback	0.00	0.00	(78,333.57)	0.00	0.00	0.00	0.00	0.00
	30/06/2021		0.00	(17,666.43)	(78,333.57)	0.00	0.00	95,088.09	17,666.43	77,421.66
PORTWAKE3 - Port Wakefield Property - Lot 2129 - (43%)										
	01/07/2020	Opening Balance	1.00	0.00	0.00	0.00	50,740.00	0.00	0.00	0.00
	19/03/2021	Disposal	(1.00)	(12,503.52)	0.00	0.00	38,236.48	53,743.62	12,503.52	41,240.10
	19/03/2021	Writeback	0.00	0.00	(38,236.48)	0.00	0.00	0.00	0.00	0.00
	30/06/2021		0.00	(12,503.52)	(38,236.48)	0.00	0.00	53,743.62	12,503.52	41,240.10
SFY.AX - SPDR S & P/ASX 50 Fund										
	01/07/2020	Opening Balance	298.00	0.00	0.00	0.00	15,892.34	0.00	0.00	0.00
	10/07/2020	Purchase	2.00	106.88	0.00	0.00	15,999.22	0.00	0.00	0.00
	12/10/2020	Purchase	2.00	104.56	0.00	0.00	16,103.78	0.00	0.00	0.00
	13/01/2021	Purchase	2.00	118.11	0.00	0.00	16,221.89	0.00	0.00	0.00
	14/04/2021	Purchase	2.00	121.93	0.00	0.00	16,343.82	0.00	0.00	0.00
	30/06/2021	Revaluation	0.00	0.00	3,650.22	0.00	19,994.04	0.00	0.00	0.00
	30/06/2021		306.00	451.48	3,650.22	0.00	19,994.04	0.00	0.00	0.00
Total Market Movement					(95,757.81)				116,688.10	20,930.29

Barbaro Superannuation Fund

Capital Gains Reconciliation Report

For The Period 01 July 2020 - 30 June 2021

	Total	Discounted	Indexed	Other	Notional
Losses available to offset					
Carried forward from prior losses	2,215.00				
Carried forward from prior losses - Collectables	0.00				
Current year capital losses	0.00				
Current year capital losses - Collectables	0.00				
Total Losses Available	2,215.00				
Total Losses Available - Collectables	0.00				
Capital Gains					
Capital gains from disposal of assets	0.00	0.00	0.00	0.00	0.00
Capital gains from disposal of assets - Collectables	0.00	0.00	0.00	0.00	0.00
Capital gains from trust distributions	0.00	0.00	0.00	0.00	0.00
Capital Gains Before Losses applied	0.00	0.00	0.00	0.00	0.00
Losses and discount applied					
Losses applied	0.00	0.00	0.00	0.00	0.00
Losses applied - Collectables	0.00	0.00	0.00	0.00	0.00
Capital gains after losses applied	0.00	0.00	0.00	0.00	0.00
Capital gains after losses applied - Collectables	0.00	0.00	0.00	0.00	0.00
CGT Discount applied	0.00				
CGT Discount applied - Collectables	0.00				

Barbaro Superannuation Fund

Capital Gains Reconciliation Report

For The Period 01 July 2020 - 30 June 2021

	Total	Discounted	Indexed	Other	Notional
Net Capital Gain					
Net capital gain	0.00				
Net capital gain - Collectables	0.00				
Total Net Capital Gain (11A)	0.00				
Net Capital Losses Carried Forward to later income					
Net Capital Losses Carried Forward to later income years	2,215.00				
Net Capital Losses Carried Forward to later income years - Collectables	0.00				
Total Net Capital Losses Carried Forward to later income years (14V)	2,215.00				

Note

Refer to Realised Gains Report for details of Disposals at a Security level

Refer to Distribution Reconciliation Report for Trust Distribution details at a Security level

Barbaro Superannuation Fund

Realised Capital Gains Report

For The Period 01 July 2020 - 30 June 2021

Investment		Accounting Treatment				Tax Treatment						
Purchase Contract Date	Disposal Contract Date	Units	Cost	Proceeds	Accounting Profit/(Loss)	Adjusted Cost Base	Reduced Cost Base	Indexed Cost Base	Indexed Gains	Discounted Gains (Gross)	Other Gains	Capital Loss
Real Estate Properties (Australian - Non Residential)												
BARBSF_CAPITALISEDEX - Capitalised Expenses - Pt Wakefield												
01/09/2011	19/03/2021	1.00	268.34	491.66	223.32	268.34	268.34	0.00	0.00	223.32	0.00	0.00
		1.00	268.34	491.66	223.32	268.34	268.34	0.00	0.00	223.32	0.00	0.00
PORTWAKE2 - Port Wakefield Property - Lot 670												
22/02/2011	19/03/2021	1.00	17,666.43	95,088.09	77,421.66	17,666.43	17,666.43	0.00	0.00	77,421.66	0.00	0.00
		1.00	17,666.43	95,088.09	77,421.66	17,666.43	17,666.43	0.00	0.00	77,421.66	0.00	0.00
PORTWAKE3 - Port Wakefield Property - Lot 2129 - (43%)												
10/04/2003	19/03/2021	1.00	12,503.52	53,743.62	41,240.10	12,503.52	12,503.52	0.00	0.00	41,240.10	0.00	0.00
		1.00	12,503.52	53,743.62	41,240.10	12,503.52	12,503.52	0.00	0.00	41,240.10	0.00	0.00
		3.00	30,438.29	149,323.37	118,885.08	30,438.29	30,438.29	0.00	0.00	118,885.08	0.00	0.00
Units in Listed Unit Trusts (Australian)												
SFY.AX - SPDR S & P/ASX 50 Fund												
		0.00	0.00	0.00	0.00	0.00	0.00	0.00	0.00	39.84	0.00	0.00
		0.00	0.00	0.00	0.00	0.00	0.00	0.00	0.00	39.84	0.00	0.00
		0.00	0.00	0.00	0.00	0.00	0.00	0.00	0.00	39.84	0.00	0.00
Units in Unlisted Unit Trusts (Australian)												
AAMF1 - Angas Asset Management Fund												
11/06/2019	20/10/2020	751.00	751.00	291.49	(459.51)	751.00	751.00	0.00	0.00	0.00	0.00	(459.51)
11/06/2019	16/11/2020	703.00	703.00	272.95	(430.05)	703.00	703.00	0.00	0.00	0.00	0.00	(430.05)
11/06/2019	17/12/2020	1,408.00	1,408.00	546.15	(861.85)	1,408.00	1,408.00	0.00	0.00	0.00	0.00	(861.85)

Barbaro Superannuation Fund

Realised Capital Gains Report

For The Period 01 July 2020 - 30 June 2021

Investment		Accounting Treatment				Tax Treatment						
Purchase Contract Date	Disposal Contract Date	Units	Cost	Proceeds	Accounting Profit/(Loss)	Adjusted Cost Base	Reduced Cost Base	Indexed Cost Base	Indexed Gains	Discounted Gains (Gross)	Other Gains	Capital Loss
Units in Unlisted Unit Trusts (Australian)												
11/06/2019	17/02/2021	697.00	697.00	251.43	(445.57)	697.00	697.00	0.00	0.00	0.00	0.00	(445.57)
		3,559.00	3,559.00	1,362.02	(2,196.98)	3,559.00	3,559.00	0.00	0.00	0.00	0.00	(2,196.98)
		3,559.00	3,559.00	1,362.02	(2,196.98)	3,559.00	3,559.00	0.00	0.00	0.00	0.00	(2,196.98)
		3,562.00	33,997.29	150,685.39	116,688.10	33,997.29	33,997.29	0.00	0.00	118,924.92	0.00	(2,196.98)



SHORT & ASSOCIATES CONVEYANCING

Level 1, 165 Hutt Street, Adelaide SA 5000
PO Box 7104, Hutt Street SA 5000
T: 08 8223 4988 F: 08 8223 1588
daniel@shortandassociates.com.au
ACN 069 684 966

SETTLEMENT STATEMENT

Tax invoice in respect of items marked with '*'

ABN: 84 069 684 966

Sale of: Lot 2129 Port Wakefield Highway, Port Wakefield
Anticipated Settlement Date: 19 March 2021
Adjustment Date: 18 March 2021

Description	Debit	Credit
Sale Price		\$130,000.00
Council Rates \$473.60 per annum Adjusted as paid to 30/06/2021 - 365 days Purchaser allows 104 days For period 18/03/2021 to 30/06/2021		\$134.94
Water & Sewerage \$67.85 per quarter (annual basis) Paid to 31/03/2021 Purchaser allows 13 days For period 18/03/2021 to 31/03/2021		\$9.67
Emergency Services Levy \$63.00 per annum Paid to 30/06/2021 - 365 days Purchaser allows 104 days For period 18/03/2021 to 30/06/2021		\$17.95
form 1	\$300.00	
Council Rates due and payable	\$354.00	
Conveyancing Fee	\$0.00	
GST	\$0.00	
Searches, statutory enquiries, photocopying, postage & admin costs	\$0.00	
GST	\$0.00	
Secure File Archiving & Storage Fee	\$0.00	
GST	\$0.00	
Agent's Commission	\$3,380.00	

Amount Payable to Vendor on Settlement	\$126,128.56	
* Total GST included in this Statement: \$0.00	\$130,162.56	\$130,162.56

Please keep this statement for future reference. Any requests for a duplicate of this statement made more than 12 months after settlement, may incur a fee for retrieval costs.

SHORT AND ASSOCIATES TRUST ACCOUNT

BSB 015 056 ACC 3538 81632



SHORT & ASSOCIATES CONVEYANCING

Level 1, 165 Hutt Street, Adelaide SA 5000
PO Box 7104, Hutt Street SA 5000
T: 08 8223 4988 F: 08 8223 1588
daniel@shortandassociates.com.au
ACN 069 684 966

SETTLEMENT STATEMENT

Tax invoice in respect of items marked with '*'

ABN: 84 069 684 966

Sale of: LOT 670 Annie Watt Road, Port Wakefield
Anticipated Settlement Date: 19 March 2021
Adjustment Date: 18 March 2021

Description	Debit	Credit
Sale Price		\$100,000.00
Council Rates \$405.10 per annum Adjusted as paid to 30/06/2021 - 365 days Purchaser allows 104 days For period 18/03/2021 to 30/06/2021		\$115.43
Water & Sewerage \$67.85 per quarter (annual basis) Adjusted as paid to 31/03/2021 Purchaser allows 13 days For period 18/03/2021 to 31/03/2021		\$9.67
Emergency Services Levy \$10.50 per annum Adjusted as paid to 30/06/2021 - 365 days Purchaser allows 104 days For period 18/03/2021 to 30/06/2021		\$2.99
Application to note death	\$137.58	
Council Rates due and payable	\$303.00	
Water & Sewerage due and payable	\$67.85	
Emergency Services Levy due and payable	\$10.50	
Conveyancing Fee	\$905.00	
* Searches, statutory enquiries, photocopying, postage & admin costs	\$420.00	
GST	\$42.00	

* Secure File Archiving & Storage Fee	\$100.00	
GST	\$10.00	
Agent's Commission	\$2,600.00	
PEXA Electronic Settlement Fee	\$114.07	
* Form 1 Preparation	\$300.00	
GST	\$30.00	
Amount Payable to Vendor on Settlement	\$95,088.09	
<hr/>		
* Total GST included in this Statement: \$82.00	\$100,128.09	\$100,128.09

Please keep this statement for future reference. Any requests for a duplicate of this statement made more than 12 months after settlement, may incur a fee for retrieval costs.

SHORT AND ASSOCIATES TRUST ACCOUNT
BSB 015 056 ACC 3538 81632

25000 - Interest Received

2021 Financial Year

Preparer Kelly Fu

Reviewer Kelly Fu

Status Completed

Account Code	Description	CY Balance	LY Balance	Change
ANZ6212	ANZ Business Cash Management ***6212		(\$11.90)	100%
NABTD3403	NAB Term Deposit ***3403	(\$104.11)	(\$343.11)	(69.66)%
WBC2623	Westpac Cash Management Account ***2623	(\$0.52)	(\$0.38)	36.84%
TOTAL		CY Balance	LY Balance	
		(\$104.63)	(\$355.39)	

Supporting Documents

- Interest Reconciliation Report [Report](#)

Standard Checklist

- Attach Interest Reconciliation Report
- Ensure all interest has been recorded from Bank Statements
- Review Statements to ensure all TFN withheld has been input

Barbaro Superannuation Fund
Interest Reconciliation Report

For The Period 01 July 2020 - 30 June 2021

Date	Payment Amount	Gross Interest	TFN Withheld	Foreign Income	Foreign Credits
Bank Accounts					
WBC2623 Westpac Cash Management Account ***2623					
31/07/2020	0.04	0.04			
31/08/2020	0.07	0.07			
30/09/2020	0.23	0.23			
21/10/2020	0.18	0.18			
	0.52	0.52			
	0.52	0.52			
Term Deposits					
NABTD3403 NAB Term Deposit ***3403					
01/09/2020	104.11	104.11			
	104.11	104.11			
	104.11	104.11			
TOTAL	104.63	104.63			

Tax Return Reconciliation

	Totals	Tax Return Label
Gross Interest	104.63	11C

28000 - Property Income

2021 Financial Year

Preparer Kelly Fu

Reviewer Kelly Fu

Status Completed

Account Code	Description	CY Balance	LY Balance	Change
BARBSF	Davis & Hopkins Street, Wingfield (24%)		(\$967.20)	100%
GRAHAMST	19-23 Graham Street	(\$18,464.00)	(\$61,162.00)	(69.81)%
TOTAL		CY Balance	LY Balance	
		(\$18,464.00)	(\$62,129.20)	

Supporting Documents

○ General Ledger [Report](#)

Standard Checklist

- Attach all source documentation e.g. Rental Statements, Lease Statements
- Attach Rental Property Statement Report

Barbaro Superannuation Fund

General Ledger

As at 30 June 2021

Transaction Date	Description	Units	Debit	Credit	Balance \$
Property Income (28000)					
19-23 Graham Street (GRAHAMST)					
07/07/2020	PERIODICAL PAYMENT FROM PATAMARK PTY LTD LEASE			1,154.00	1,154.00 CR
14/07/2020	PERIODICAL PAYMENT FROM PATAMARK PTY LTD LEASE			1,154.00	2,308.00 CR
21/07/2020	PERIODICAL PAYMENT FROM PATAMARK PTY LTD LEASE			1,154.00	3,462.00 CR
28/07/2020	PERIODICAL PAYMENT FROM PATAMARK PTY LTD LEASE			1,154.00	4,616.00 CR
04/08/2020	PERIODICAL PAYMENT FROM PATAMARK PTY LTD LEASE			1,154.00	5,770.00 CR
11/08/2020	PERIODICAL PAYMENT FROM PATAMARK PTY LTD LEASE			1,154.00	6,924.00 CR
18/08/2020	PERIODICAL PAYMENT FROM PATAMARK PTY LTD LEASE			1,154.00	8,078.00 CR
25/08/2020	PERIODICAL PAYMENT FROM PATAMARK PTY LTD LEASE			1,154.00	9,232.00 CR
01/09/2020	PERIODICAL PAYMENT FROM PATAMARK PTY LTD LEASE			1,154.00	10,386.00 CR
08/09/2020	PERIODICAL PAYMENT FROM PATAMARK PTY LTD LEASE			1,154.00	11,540.00 CR
15/09/2020	PERIODICAL PAYMENT FROM PATAMARK PTY LTD LEASE			1,154.00	12,694.00 CR
22/09/2020	PERIODICAL PAYMENT FROM PATAMARK PTY LTD LEASE			1,154.00	13,848.00 CR
29/09/2020	PERIODICAL PAYMENT FROM PATAMARK PTY LTD LEASE			1,154.00	15,002.00 CR
06/10/2020	PERIODICAL PAYMENT FROM PATAMARK PTY LTD LEASE			1,154.00	16,156.00 CR
13/10/2020	PERIODICAL PAYMENT FROM PATAMARK PTY LTD LEASE			1,154.00	17,310.00 CR
20/10/2020	PERIODICAL PAYMENT FROM PATAMARK PTY LTD LEASE			1,154.00	18,464.00 CR
				18,464.00	18,464.00 CR

Total Debits: 0.00

Total Credits: 18,464.00

30100 - Accountancy Fees

2021 Financial Year

Preparer Kelly Fu

Reviewer Kelly Fu

Status Completed

Account Code	Description	CY Balance	LY Balance	Change
30100	Accountancy Fees	\$3,520.00	\$3,300.00	6.67%
TOTAL		CY Balance	LY Balance	
		\$3,520.00	\$3,300.00	

Supporting Documents

- General Ledger [Report](#)
- 30100 - Accounting fee paid 2021.pdf

Standard Checklist

- Attach all source documentation
- Ensure all Transactions have been entered

Barbaro Superannuation Fund

General Ledger

As at 30 June 2021

Transaction Date	Description	Units	Debit	Credit	Balance \$
Accountancy Fees (30100)					
<u>Accountancy Fees (30100)</u>					
30/06/2021	2020 accounting fee and auditing paid 17/9/2021		3,520.00		3,520.00 DR
			3,520.00		3,520.00 DR

Total Debits: 3,520.00

Total Credits: 0.00

TAX INVOICE

Invoice Date 30 June 2021

Invoice No. 42907

Client Code BARBSF

Barbaro Superannuation Fund
19-23 Graham Street
WINGFIELD SA 5013

To our Professional Fees and Charges in attending to the following :-

Preparation of Financial Statements and Statutory Minutes for the Barbaro Superannuation Fund for the year ended 30 June 2020.

Preparation and lodgement of Fund Income Tax Return for the Barbaro Superannuation Fund for the year ended 30 June 2020 including schedules as required.

Processing of property transactions for Revenue and Expenses in relevant proportion for commercial property.

Processing and calculation of pension accounts for 2020.

Preparation and lodgement of Super Transfer Balance Account Report (TBAR) as of 1 July 2018 per new reporting obligations.

Resolving all queries as necessary.

Additional work on processing deceased Trustees and Members within SMSF.

Work on cost base and capital gain on sale of 3 Davis Street Property based on ownership percentage.

Our Fee Total	3,200.00
Plus: GST	320.00
TOTAL FEE	\$3,520.00



Remittance Advice - Please return with your payment

Payment required within Fourteen (14) Days from date of Invoice

Invoice Due Date - 14 July 2021

Please forward cheques to:

PDK Financial Synergy P/L
PO Box 3685
ADELAIDE SA 5000

Credit Card: Mastercard/Visa (Please circle)

Card No:

Expires: ____ / ____

For Direct Deposit:

BSB: 035-000
Account No: 683075

Name on Card: _____

Signature: _____

Client Code: BARBSF

Invoice No: 42907 Amount Due: \$3,520.00 Amount Paid: \$ _____

Liability limited by a scheme approved under Professional Standards Legislation

30400 - ATO Supervisory Levy

2021 Financial Year

Preparer Kelly Fu

Reviewer Kelly Fu

Status Completed

Account Code	Description	CY Balance	LY Balance	Change
30400	ATO Supervisory Levy	\$259.00		100%
TOTAL		CY Balance	LY Balance	
		\$259.00		

Supporting Documents

- General Ledger [Report](#)

Standard Checklist

- Attach all source documentation
- Ensure all Transactions have been entered

Barbaro Superannuation Fund

General Ledger

As at 30 June 2021

Transaction Date	Description	Units	Debit	Credit	Balance \$
ATO Supervisory Levy (30400)					
<u>ATO Supervisory Levy (30400)</u>					
15/07/2020	ATM DEPOSIT HANDYBANK RUNDLE MALL 2 15/07 0882719555		259.00		259.00 DR
			259.00		259.00 DR

Total Debits: 259.00

Total Credits: 0.00

30700 - Auditor's Remuneration

2021 Financial Year

Preparer Kelly Fu

Reviewer Kelly Fu

Status Completed

Account Code	Description	CY Balance	LY Balance	Change
30700	Auditor's Remuneration	\$1,320.00	\$1,100.00	20%
TOTAL		CY Balance	LY Balance	
		\$1,320.00	\$1,100.00	

Supporting Documents

- General Ledger [Report](#)
- 30700 - Auditing fee paid 2021.pdf

Standard Checklist

- Attach all source documentation
- Ensure all Transactions have been entered

Barbaro Superannuation Fund

General Ledger

As at 30 June 2021

Transaction Date	Description	Units	Debit	Credit	Balance \$
Auditor's Remuneration (30700)					
Auditor's Remuneration (30700)					
30/06/2021	2020 accounting fee and auditing paid 17/9/2021		1,320.00		1,320.00 DR
			1,320.00		1,320.00 DR

Total Debits: 1,320.00

Total Credits: 0.00

TAX INVOICE

Invoice Date 30 June 2021

Invoice No. 42906

Client Code BARBSF

Barbaro Superannuation Fund
19-23 Graham Street
WINGFIELD SA 5013

To our Professional Fees and Charges in attending to the following :-

Annual audit of the records, financial statements and tax return of the Barbaro Superannuation Fund for the year ended 30 June 2020 as required under SIS Regulations.

Preparation of Audit Report.

Review of statutory minute book documentation for history of fund per requirements under SIS Legislation.

Resolve audit queries in regards to Rental Properties and Debtors/Creditors etc.

Minutes and explanations on SMSF status and plans as both Trustees and Members deceased.

Our Fee Total	1,200.00
Plus: GST	120.00
TOTAL FEE	\$1,320.00

Remittance Advice - Please return with your payment

Payment required within Fourteen (14) Days from date of Invoice

Invoice Due Date - 14 July 2021

Please forward cheques to:

PDK Financial Synergy P/L
PO Box 3685
ADELAIDE SA 5000

Credit Card: Mastercard/Visa (Please circle)

Card No:

Expires: ____ / ____

For Direct Deposit:

BSB: 035-000
Account No: 683075

Name on Card: _____

Signature: _____

Client Code: BARBSF

Invoice No: 42906

Amount Due: \$1,320.00

Amount Paid: \$ _____

Liability limited by a scheme approved under Professional Standards Legislation

31500 - Bank Charges

2021 Financial Year

Preparer Kelly Fu

Reviewer Kelly Fu

Status N/A - Not Applicable

Account Code	Description	CY Balance	LY Balance	Change
31500	Bank Charges		\$4.80	100%
TOTAL		CY Balance	LY Balance	
			\$4.80	

Supporting Documents

- General Ledger [Report](#)

Standard Checklist

- Attach all source documentation
- Ensure all Transactions have been entered

Barbaro Superannuation Fund

General Ledger

As at 30 June 2021

Transaction Date	Description	Units	Debit	Credit	Balance \$
------------------	-------------	-------	-------	--------	------------

0.00 DR

Total Debits: 0.00

Total Credits: 0.00

33400 - Depreciation

2021 Financial Year

Preparer Kelly Fu

Reviewer Kelly Fu

Status Completed

Account Code	Description	CY Balance	LY Balance	Change
BARBSF_OLYMPICSHEDMA	Olympic Shed Materials	\$53.75	\$53.75	0%
TOTAL		CY Balance	LY Balance	
		\$53.75	\$53.75	

Supporting Documents

- Depreciation Schedule Report [Report](#)

Standard Checklist

- Attach Depreciation Schedule

Barbaro Superannuation Fund
Depreciation Schedule

For The Period 01 July 2020 - 30 June 2021

Investment	Purchase Date	Cost	Opening Written Down Value	Adjustments			Depreciation			Closing Written Down Value	
				Disposals/ Decrease	Additions/ Increase	Total Value For Depreciation ¹	Method	Rate	Calculated Depreciation ²		Posted Depreciation ³
Plant and Equipment (at written down value) - Unitised											
Olympic Shed Materials											
	04/02/2010	2,150.00	1,590.85			2,150.00	Prime Cost	2.50 %	53.75	0.00	1,537.10
		2,150.00	1,590.85			2,150.00				0.00	1,537.10
		2,150.00	1,590.85			2,150.00				0.00	1,537.10

¹ Amounts have been pro rated based on number of days in the year
² Depreciation calculated as per depreciation method
³ Depreciation amounts posted to the ledger

40500 - Members Expenses

2021 Financial Year

Preparer Kelly Fu

Reviewer Kelly Fu

Status Completed

Account Code	Description	CY Balance	LY Balance	Change
BARBAR00003P	(Members Expenses) Barbaro, Barbara - Pension (Pension)	\$1,728.00		100%
BARJOE00003P	(Members Expenses) Barbaro, Joe - Pension (Pension)	\$880.00		100%
TOTAL		CY Balance	LY Balance	
		\$2,608.00		

Supporting Documents

○ General Ledger [Report](#)

Standard Checklist

- Attach all source documentation
- Ensure all Transactions have been entered

Barbaro Superannuation Fund

General Ledger

As at 30 June 2021

Transaction Date	Description	Units	Debit	Credit	Balance \$
Members Expenses (40500)					
<u>(Members Expenses) Barbaro, Barbara - Pension (Pension) (BARBAR00003P)</u>					
27/08/2020	WITHDRAWAL-OSKO PAYMENT 1046157 David White Deedubs Home Maintenance		380.00		380.00 DR
10/09/2020	WITHDRAWAL ONLINE 2977535 BPAY AGL STH AU 3 Seville Ave		349.94		729.94 DR
10/09/2020	WITHDRAWAL ONLINE 5444246 BPAY TELSTRA CO 3 SEVILLE		34.67		764.61 DR
15/09/2020	WITHDRAWAL ONLINE 0604039 BPAY SA WATER SA WATER 3 SEVILLE		231.12		995.73 DR
15/09/2020	WITHDRAWAL ONLINE 1076885 BPAY ANNIE WATT		161.35		1,157.08 DR
24/09/2020	WITHDRAWAL-OSKO PAYMENT 1641762 David White		200.00		1,357.08 DR
16/10/2020	WITHDRAWAL ONLINE 2557766 BPAY REVSA - ES ESL - 100 Annie		72.35		1,429.43 DR
16/10/2020	WITHDRAWAL ONLINE 5490737 BPAY REVSA - ES ESL - 9 Clare ave		130.31		1,559.74 DR
16/10/2020	WITHDRAWAL ONLINE 5901025 BPAY REVSA - ES ESL - 3 Seville		168.26		1,728.00 DR
			1,728.00		1,728.00 DR
<u>(Members Expenses) Barbaro, Joe - Pension (Pension) (BARJOE00003P)</u>					
02/10/2020	WITHDRAWAL-OSKO PAYMENT 1557275 Community Hope St George St George Cemeter		880.00		880.00 DR
			880.00		880.00 DR
Total Debits:	2,608.00				
Total Credits:	0.00				

41600 - Pensions Paid

2021 Financial Year

Preparer Kelly Fu

Reviewer Kelly Fu

Status Completed

Account Code	Description	CY Balance	LY Balance	Change
BARBAR00003P	(Pensions Paid) Barbaro, Barbara - Pension (Pension)		\$28,103.00	100%
BARJOE00003P	(Pensions Paid) Barbaro, Joe - Pension (Pension)		\$27,699.68	100%
TOTAL		CY Balance	LY Balance	
			\$55,802.68	

Supporting Documents

No supporting documents

Standard Checklist

- Attach copy of Pension Summary Report
- Ensure Member(s) have been advised of pension for coming year
- Ensure Minimum Pension has been paid for each account

Notes

Kelly Fu

Note

No pension paid as both pension members deceased.

16/01/2023 16:16

44800 - Rates & Taxes

2021 Financial Year

Preparer Kelly Fu

Reviewer Kelly Fu

Status Completed

Account Code	Description	CY Balance	LY Balance	Change
44800	Rates & Taxes	\$3,981.60	\$5,964.63	(33.25)%
TOTAL		CY Balance	LY Balance	
		\$3,981.60	\$5,964.63	

Supporting Documents

- General Ledger [Report](#)
- 44800 - Council rate - 5 hopkins st 2021.pdf
- 44800 - Rent expenses summary 2021.pdf

Standard Checklist

- Attach all source documentation
- Ensure all Transactions have been entered

Notes

Kelly Fu

Note

24/01/2023 11:52

Trustees only provided council rate. All other expenses are based on bank Bpay amounts.

Barbaro Superannuation Fund
General Ledger

As at 30 June 2021

Transaction Date	Description	Units	Debit	Credit	Balance \$
Rates & Taxes (44800)					
Rates & Taxes (44800)					
03/07/2020	WITHDRAWAL ONLINE 1339771 TFR Westpac Bus		619.95		619.95 DR
06/08/2020	WITHDRAWAL ONLINE 3061531 BPAY AGL South		420.29		1,040.24 DR
06/08/2020	WITHDRAWAL ONLINE 3148760 BPAY AGL South		1,512.74		2,552.98 DR
10/08/2020	WITHDRAWAL ONLINE 5716019 BPAY Hopkins St		69.10		2,622.08 DR
19/08/2020	WITHDRAWAL ONLINE 5899221 BPAY AGL STH AU		181.08		2,803.16 DR
27/08/2020	WITHDRAWAL ONLINE 3562331 BPAY SA WATER		67.85		2,871.01 DR
27/08/2020	WITHDRAWAL ONLINE 5318130 BPAY SA WATER		344.30		3,215.31 DR
27/08/2020	WITHDRAWAL ONLINE 8153769 BPAY SA WATER		67.85		3,283.16 DR
10/09/2020	WITHDRAWAL ONLINE 1599170 BPAY SA WATER		140.29		3,423.45 DR
10/09/2020	WITHDRAWAL ONLINE 5747067 BPAY SA WATER		110.38		3,533.83 DR
10/09/2020	WITHDRAWAL ONLINE 7033329 BPAY CITY OF SA		420.25		3,954.08 DR
10/09/2020	WITHDRAWAL ONLINE 7684319 BPAY City of Pt		226.65		4,180.73 DR
11/09/2020	WITHDRAWAL ONLINE 8528759 BPAY RATES 20 G		226.65		4,407.38 DR
15/09/2020	WITHDRAWAL ONLINE 0116511 BPAY RATES GOYD		102.10		4,509.48 DR
15/09/2020	WITHDRAWAL ONLINE 6452516 BPAY RATES GOYD		119.60		4,629.08 DR
30/09/2020	WITHDRAWAL ONLINE 7306819 BPAY REVSA - ES		109.65		4,738.73 DR
08/10/2020	WITHDRAWAL ONLINE 3763238 BPAY REVSA - ES ESL PT WKF S2129		63.00		4,801.73 DR
16/10/2020	WITHDRAWAL ONLINE 2846905 BPAY City of Pt Rates - 5 Hopkins		526.30		5,328.03 DR
16/10/2020	WITHDRAWAL ONLINE 6204746 BPAY REVSA - ES ESL - 670 Annie		11.12		5,339.15 DR
30/06/2021	rent expenses reconciliation			1,357.55	3,981.60 DR
			5,339.15	1,357.55	3,981.60 DR

Total Debits: 5,339.15

Total Credits: 1,357.55

Rate Notice

2020-2021 - 2nd Instalment

Tax Invoice ABN 68 399 090 894

Enquiries

City of Port Adelaide Enfield
 Phone: (08) 8405 6600
 Email: service@cityofpae.sa.gov.au

www.cityofpae.sa.gov.au 127271

045-5013 (1306)

Mr Joe Barbaro &
 Mrs Barbara L Barbaro & 5 others...
 19 Graham St
 WINGFIELD SA 5013

Assessment Number	287602
Arrears Due Immediately	\$534.00 <i>Any arrears shown are due immediately</i>
Quarterly Payment Due	\$515.00
Total Payment Due	\$1,049.00
Quarterly Payment Due Date	01/12/2020 <i>Please Note: Pay by this date or fines apply</i>

IMPORTANT:

Should the name or address shown on this notice be incorrect, please contact us.

Property Details	Date of Notice	Valuation No	Assessment Adopted / Rate Declared
	16/10/2020	063142300*	14/07/2020
Owner	Mr Joe Barbaro & 6 others...		Ward 04Parks
Location	5 Hopkins St WINGFIELD SA 5013		
Description	Allotment 90 D 5399 CT Vol 5634 Folio 930		

Particulars of Rates and Charges	Capital Value	Rate in \$	Rates Raised
Arrears (Rates B/Fwd/Fines/Interest/Costs)			\$17.85
Differential General Rate - Industry-Other	\$350,000	0.0058	\$2,030.00
Separate Rate - Regional Landscape Levy	\$350,000	0.0000891	\$31.15
FULL YEAR'S BALANCE			\$2,079.00

PAID

Minimum amount payable by way of rates is \$856.00
 No GST is payable on council rates

Valuation Determined by: Council

1st Quarter	2nd Quarter	3rd Quarter	4th Quarter
	\$515.00	\$515.00	\$515.00
Due Date 14/09/2020	Due Date 01/12/2020	Due Date 01/03/2021	Due Date 01/06/2021

Valuations for the 2020-2021 Financial Year were determined based on the Capital Value as at 1 January 2020. Any impact of COVID-19 on your property value will not be reflected until 1 January 2021, therefore will not affect your rates charges until the 2021-2022 Financial Year. If you would like to know more please refer to the following link: www.cityofpae.sa.gov.au/rates

Assessment No: 287602
 Property Details: Mr Joe Barbaro & 6 others...
 127271 5 Hopkins St
 WINGFIELD SA 5013

Post Billpay Code: 0503

Reference No: 287602

Billcode: 18192

Reference No: 287602

Payment Methods - see back for full details



*503 287602



Full Years Balance	Quarterly Payment Due	Quarterly Payment Due Date	Arrears Due Immediately	Total Payment Due
\$2,079.00	\$515.00	01/12/2020	\$534.00	\$1,049.00

Did you know? You can now receive your rate notice(s) via email. To register please visit <https://cityofpae.ezybill.com.au>

Please note that some payment options listed may be affected due to COVID-19

Barabaro's super funds 2021
Rates & Taxes Expenses

5 Hopkins St Wingfield							Davis St Sold on 15/6/2020		
	Barabaro SF		J Barabaro & Sons Staff SF		FSM SF		Total		
	actually paid from bank	should pay	actually paid from bank	should pay	actually paid from bank	should pay			
Water	0.00	0.00	0.00	0.00	0.00	0.00	0.00		
Council Rates	526.30 515.00 515.00 10.20	496.85	503.70	1,035.10	0.00	538.25	2,070.20		
Land Tax	0.00	0.00	0.00	0.00	0.00	0.00	0.00		
ESL	109.65 109.65	26.32	0.00	54.83	0.00	28.51	109.65		
AGL	69.10 181.08 250.18	81.53	89.53	169.86	0.00	88.32	339.71		
Total	1,926.33	604.69	593.23	1,259.78	0.00	655.09	2,519.56	2,519.56	2519.56

Sect 670 Port Wakefield							Sold on 19/03/2021		
	Barabaro SF		J Barabaro & Sons Staff SF		FSM SF		Total		
	actually paid from bank	should pay	actually paid from bank	should pay	actually paid from bank	should pay			
Water	0.00	0.00			0.00		0.00		
Council Rates	102.10 119.60 11.12 232.82	232.82			0.00		232.82		
Total	232.82	232.82	0.00	0.00	0.00	0.00	232.82	232.82	232.82

Sect 2129 Port Wakefield							Sold on 19/03/2021		
	Barabaro SF		J Barabaro & Sons Staff SF		FSM SF		Total		
	actually paid from bank	should pay	actually paid from bank	should pay	actually paid from bank	should pay			
Water	0.00						0.00		
Council Rate	0.00						0.00		
ESL	63.00 63.00	0.00	0.00	0.00	0.00	0.00	63.00		
Total	63.00	27.09	0.00	35.91	0.00	0.00	63.00	63	63

19-23 Graham St, Wingfield									
	Barabaro SF		J Barabaro & Sons Staff SF		FSM SF		Total		
	actually paid from bank	should pay	actually paid from bank	should pay	actually paid from bank	should pay			
Water	67.85 344.30 67.85 140.29 110.38 730.67						730.67		
AGL	1,512.74 420.29 1,933.03						1,933.03		
Council Rate	226.65 226.65 453.30						453.30		
Total	3,117.00	3,117.00	0.00	0.00	0.00	0.00	3,117.00	3,117.00	3,117.00
Total Rates & Taxes	5,339.15	3,981.60	593.23	1,295.69	0.00	655.09	5,932.38	5,932.38	5,932.38
Variations		-1,357.55		702.46		655.09	0.00		

Allocated to Sundry Debtors/Creditors
 Reference Number: 349111_1

48500 - Income Tax Expense

2021 Financial Year

Preparer Kelly Fu

Reviewer Kelly Fu

Status Completed

Account Code	Description	CY Balance	LY Balance	Change
48500	Income Tax Expense	(\$191.85)	(\$249.19)	(23.01)%
TOTAL		CY Balance	LY Balance	
		(\$191.85)	(\$249.19)	

Supporting Documents

No supporting documents

49000 - Profit/Loss Allocation Account

2021 Financial Year

Preparer Kelly Fu

Reviewer Kelly Fu

Status Completed

Account Code	Description	CY Balance	LY Balance	Change
49000	Profit/Loss Allocation Account	\$28,492.15	(\$44,850.40)	(163.53)%
TOTAL		CY Balance	LY Balance	
		\$28,492.15	(\$44,850.40)	

Supporting Documents

No supporting documents

50000 - Members

2021 Financial Year

Preparer Kelly Fu

Reviewer Kelly Fu

Status Completed

Account Code	Description	Opening Balance	Contribution Income	Earnings	Member Payments	Tax & Fees	Closing Balance	Change
BARBAR00003P	Barbaro, Barbara - Pension (Pension)	(\$888,372.36)		(\$17,801.73)	\$1,728.00		(\$904,446.09)	1.81%
BARJOE00003P	Barbaro, Joe - Pension (Pension)	(\$663,225.23)		(\$13,298.42)	\$880.00		(\$675,643.65)	1.87%
TOTAL			Contribution Income	Earnings	Member Payments	Tax & Fees	Closing Balance	
		(\$1,551,597.59)		(\$31,100.15)	\$2,608.00		(\$1,580,089.74)	

Supporting Documents

- Members Statements [Report](#)
- Members Summary [Report](#)

Standard Checklist

- Attach copies of Members Statements

Barbaro Superannuation Fund

Members Statement

Joe Barbaro
 3 Seville Avenue
 Para Hills, South Australia, 5096, Australia

Your Details

Date of Birth :	Provided	Date of Death:	13/06/2020
Age:	81	Nominated Beneficiaries:	N/A
Tax File Number:	Provided	Nomination Type:	N/A
Date Joined Fund:	07/04/1997	Vested Benefits:	675,643.65
Service Period Start Date:	07/04/1997		
Date Left Fund:			
Member Code:	BARJOE00003P		
Account Start Date:	01/07/2012		
Account Phase:	Retirement Phase		
Account Description:	Pension		

Your Balance

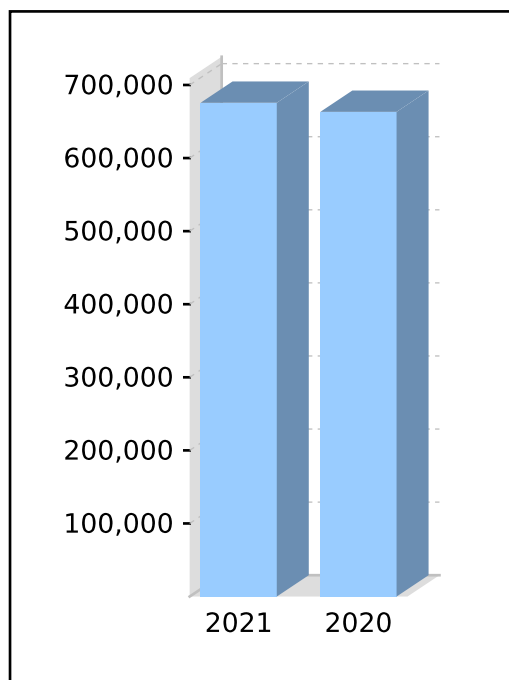
Total Benefits 675,643.65

Preservation Components

Preserved
 Unrestricted Non Preserved 675,643.65
 Restricted Non Preserved

Tax Components

Tax Free (4.00%) 27,035.93
 Taxable 648,607.72



Your Detailed Account Summary

	This Year
Opening balance at 01/07/2020	663,225.23
<u>Increases to Member account during the period</u>	
Employer Contributions	
Personal Contributions (Concessional)	
Personal Contributions (Non Concessional)	
Government Co-Contributions	
Other Contributions	
Proceeds of Insurance Policies	
Transfers In	
Net Earnings	13,298.42
Internal Transfer In	
<u>Decreases to Member account during the period</u>	
Pensions Paid	
Contributions Tax	
Income Tax	
No TFN Excess Contributions Tax	
Excess Contributions Tax	
Refund Excess Contributions	
Division 293 Tax	
Insurance Policy Premiums Paid	
Management Fees	
Member Expenses	880.00
Benefits Paid/Transfers Out	
Superannuation Surcharge Tax	
Internal Transfer Out	
Closing balance at 30/06/2021	675,643.65

Barbaro Superannuation Fund

Members Statement

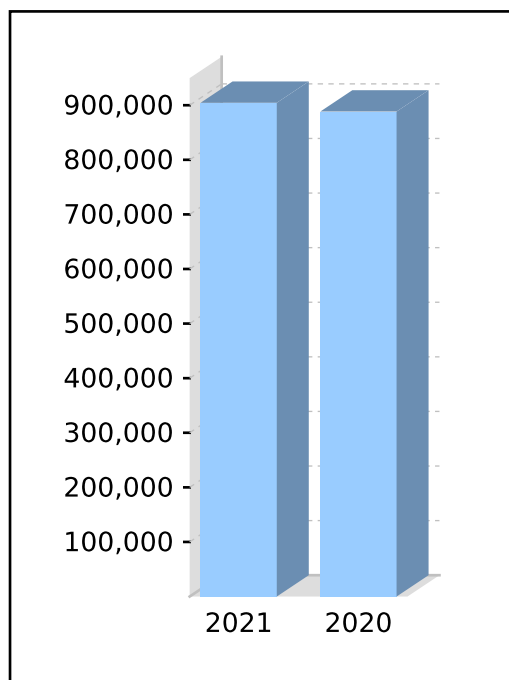
Barbara Barbaro
 3 Seville Avenue
 Para Hills, South Australia, 5096, Australia

Your Details

Date of Birth :	Provided	Date of Death:	17/01/2020
Age:	77	Nominated Beneficiaries:	N/A
Tax File Number:	Provided	Nomination Type:	N/A
Date Joined Fund:	07/04/1997	Vested Benefits:	904,446.09
Service Period Start Date:	07/04/1997		
Date Left Fund:			
Member Code:	BARBAR00003P		
Account Start Date:	01/07/2012		
Account Phase:	Retirement Phase		
Account Description:	Pension		

Your Balance

Total Benefits	904,446.09
<u>Preservation Components</u>	
Preserved	
Unrestricted Non Preserved	904,446.09
Restricted Non Preserved	
<u>Tax Components</u>	
Tax Free (6.90%)	62,418.93
Taxable	842,027.16



Your Detailed Account Summary

	This Year
Opening balance at 01/07/2020	888,372.36
<u>Increases to Member account during the period</u>	
Employer Contributions	
Personal Contributions (Concessional)	
Personal Contributions (Non Concessional)	
Government Co-Contributions	
Other Contributions	
Proceeds of Insurance Policies	
Transfers In	
Net Earnings	17,801.73
Internal Transfer In	
<u>Decreases to Member account during the period</u>	
Pensions Paid	
Contributions Tax	
Income Tax	
No TFN Excess Contributions Tax	
Excess Contributions Tax	
Refund Excess Contributions	
Division 293 Tax	
Insurance Policy Premiums Paid	
Management Fees	
Member Expenses	1,728.00
Benefits Paid/Transfers Out	
Superannuation Surcharge Tax	
Internal Transfer Out	
Closing balance at 30/06/2021	904,446.09

Barbaro Superannuation Fund
Members Summary

As at 30 June 2021

Opening Balances	Increases				Decreases					Closing Balance	
	Contributions	Transfers In	Net Earnings	Insurance Proceeds	Pensions Paid	Contributions Tax	Taxes Paid	Benefits Paid/ Transfers Out	Insurance Premiums		Member Expenses
Joe Barbaro (Age: 81)											
BARJOE00003P - Pension - Tax Free: 4.00%											
663,225.23			13,298.42							880.00	675,643.65
663,225.23			13,298.42							880.00	675,643.65
Barbara Barbaro (Age: 77)											
BARBAR00003P - Pension - Tax Free: 6.90%											
888,372.36			17,801.73							1,728.00	904,446.09
888,372.36			17,801.73							1,728.00	904,446.09
1,551,597.59			31,100.15							2,608.00	1,580,089.74

60400 - Bank Accounts

2021 Financial Year

Preparer Kelly Fu

Reviewer Kelly Fu

Status Completed

Account Code	Description	CY Balance	LY Balance	Change
WBC2623	Westpac Cash Management Account ***2623		\$3,707.49	100%
TOTAL		CY Balance	LY Balance	
			\$3,707.49	

Supporting Documents

- Bank Statement Report [Report](#)

Standard Checklist

- Attach Copies of Bank Statements
- Attach copy of Bank Statement Report
- Ensure all Balances match Statement Balances at June 30
- Ensure all Transactions have been entered

Notes

Kelly Fu

Note

16/01/2023 16:11

Per clients they had no access to the bank accounts anymore. Therefore please refer to then bank feed report which the data was directly transferred from bank.

Barbaro Superannuation Fund

Bank Statement Report

For The Period 01 July 2020 to 30 June 2021

Chart Code: 60400 / WBC2623

Account Name: Westpac Cash Management Account ***2623

BSB and Account Number: 035225 122623

Opening Balance - Total Debits + Total Credits = Closing Balance
 \$ 3,707.49 \$ 52,165.64 \$ 48,458.15 \$ 0.00

Data Feed Used

BGL Bank Data Service

Date	Description	Debit \$	Credit \$	Ledger Balance \$	Statement Balance \$	Variance \$
01/07/2020	Opening Balance			3,707.49	3,707.49	
03/07/2020	WITHDRAWAL ONLINE 1339771 TFR Westpac Bus	619.95		3,087.54	3,087.54	
07/07/2020	PERIODICAL PAYMENT FROM PATAMARK PTY LTD LEASE		1,154.00	4,241.54	4,241.54	
13/07/2020	DEPOSIT ONLINE 2924524 TFR Westpac Bus		11,000.00	15,241.54		
13/07/2020	WITHDRAWAL ONLINE 1937510 TFR Westpac Bus	11,000.00		4,241.54	4,241.54	
14/07/2020	PERIODICAL PAYMENT FROM PATAMARK PTY LTD LEASE		1,154.00	5,395.54	5,395.54	
15/07/2020	ATM DEPOSIT HANDYBANK RUNDLE MALL 2 15/07 0882719555		63.85	5,459.39	5,459.39	
21/07/2020	PERIODICAL PAYMENT FROM PATAMARK PTY LTD LEASE		1,154.00	6,613.39	6,613.39	
28/07/2020	PERIODICAL PAYMENT FROM PATAMARK PTY LTD LEASE		1,154.00	7,767.39	7,767.39	
31/07/2020	INTEREST PAID		0.04	7,767.43	7,767.43	
04/08/2020	PERIODICAL PAYMENT FROM PATAMARK PTY LTD LEASE		1,154.00	8,921.43	8,921.43	
06/08/2020	WITHDRAWAL ONLINE 3061531 BPAY AGL South	420.29		8,501.14		
06/08/2020	WITHDRAWAL ONLINE 3148760 BPAY AGL South	1,512.74		6,988.40	6,988.40	
10/08/2020	WITHDRAWAL ONLINE 5716019 BPAY Hopkins St	69.10		6,919.30	6,919.30	
11/08/2020	PERIODICAL PAYMENT FROM PATAMARK PTY LTD LEASE		1,154.00	8,073.30	8,073.30	
18/08/2020	PERIODICAL PAYMENT FROM PATAMARK PTY LTD LEASE		1,154.00	9,227.30	9,227.30	
19/08/2020	WITHDRAWAL ONLINE 5899221 BPAY AGL STH AU	181.08		9,046.22	9,046.22	

Barbaro Superannuation Fund
Bank Statement Report

For The Period 01 July 2020 to 30 June 2021

Date	Description	Debit \$	Credit \$	Ledger Balance \$	Statement Balance \$	Variance \$
25/08/2020	PERIODICAL PAYMENT FROM PATAMARK PTY LTD LEASE		1,154.00	10,200.22		
27/08/2020	WITHDRAWAL ONLINE 3562331 BPAY SA WATER	67.85		10,132.37		
27/08/2020	WITHDRAWAL ONLINE 5318130 BPAY SA WATER	344.30		9,788.07		
27/08/2020	WITHDRAWAL ONLINE 8153769 BPAY SA WATER	67.85		9,720.22		
27/08/2020	WITHDRAWAL-OSKO PAYMENT 1046157 David White Deedubs Home Maintenance	380.00		9,340.22	9,340.22	
31/08/2020	INTEREST PAID		0.07	9,340.29		
01/09/2020	RTGS HIGH VALUE PAYMENT REF NO 0304957 THE BARBARO SUPER BARBARO SUPER FUND NAB T		18,929.78	28,270.07		
01/09/2020	PERIODICAL PAYMENT FROM PATAMARK PTY LTD LEASE		1,154.00	29,424.07	29,424.07	
08/09/2020	PERIODICAL PAYMENT FROM PATAMARK PTY LTD LEASE		1,154.00	30,578.07	30,578.07	
10/09/2020	WITHDRAWAL ONLINE 1599170 BPAY SA WATER	140.29		30,437.78		
10/09/2020	WITHDRAWAL ONLINE 2977535 BPAY AGL STH AU 3 Seville Ave	349.94		30,087.84		
10/09/2020	WITHDRAWAL ONLINE 5444246 BPAY TELSTRA CO 3 SEVILLE	34.67		30,053.17		
10/09/2020	WITHDRAWAL ONLINE 5747067 BPAY SA WATER	110.38		29,942.79		
10/09/2020	WITHDRAWAL ONLINE 7033329 BPAY CITY OF SA	420.25		29,522.54		
10/09/2020	WITHDRAWAL ONLINE 7684319 BPAY City of Pt	226.65		29,295.89	29,295.89	
11/09/2020	WITHDRAWAL ONLINE 8528759 BPAY RATES 20 G	226.65		29,069.24	29,069.24	
15/09/2020	PERIODICAL PAYMENT FROM PATAMARK PTY LTD LEASE		1,154.00	30,223.24		
15/09/2020	WITHDRAWAL ONLINE 0116511 BPAY RATES GOYD	102.10		30,121.14		
15/09/2020	WITHDRAWAL ONLINE 0604039 BPAY SA WATER SA WATER 3 SEVILLE	231.12		29,890.02		
15/09/2020	WITHDRAWAL ONLINE 1076885 BPAY ANNIE WATT	161.35		29,728.67		
15/09/2020	WITHDRAWAL ONLINE 6452516 BPAY RATES GOYD	119.60		29,609.07	29,609.07	

Barbaro Superannuation Fund
Bank Statement Report

For The Period 01 July 2020 to 30 June 2021

Date	Description	Debit \$	Credit \$	Ledger Balance \$	Statement Balance \$	Variance \$
22/09/2020	PERIODICAL PAYMENT FROM PATAMARK PTY LTD LEASE		1,154.00	30,763.07		
24/09/2020	WITHDRAWAL-OSKO PAYMENT 1641762 David White	200.00		30,563.07	30,563.07	
29/09/2020	PERIODICAL PAYMENT FROM PATAMARK PTY LTD LEASE		1,154.00	31,717.07	31,717.07	
30/09/2020	INTEREST PAID		0.23	31,717.30		
30/09/2020	WITHDRAWAL ONLINE 7306819 BPAY REVSA - ES	109.65		31,607.65	31,607.65	
02/10/2020	WITHDRAWAL-OSKO PAYMENT 1557275 Community Hope St George St George Cemeter	880.00		30,727.65	30,727.65	
06/10/2020	PERIODICAL PAYMENT FROM PATAMARK PTY LTD LEASE		1,154.00	31,881.65	31,881.65	
08/10/2020	WITHDRAWAL ONLINE 3763238 BPAY REVSA - ES ESL PT WKF S2129	63.00		31,818.65	31,818.65	
13/10/2020	PERIODICAL PAYMENT FROM PATAMARK PTY LTD LEASE		1,154.00	32,972.65	32,972.65	
16/10/2020	WITHDRAWAL ONLINE 2557766 BPAY REVSA - ES ESL - 100 Annie	72.35		32,900.30		
16/10/2020	WITHDRAWAL ONLINE 2846905 BPAY City of Pt Rates - 5 Hopkins	526.30		32,374.00		
16/10/2020	WITHDRAWAL ONLINE 5490737 BPAY REVSA - ES ESL - 9 Clare ave	130.31		32,243.69		
16/10/2020	WITHDRAWAL ONLINE 5901025 BPAY REVSA - ES ESL - 3 Seville	168.26		32,075.43		
16/10/2020	WITHDRAWAL ONLINE 6204746 BPAY REVSA - ES ESL - 670 Annie	11.12		32,064.31	32,064.31	
20/10/2020	PERIODICAL PAYMENT FROM PATAMARK PTY LTD LEASE		1,154.00	33,218.31	33,218.31	
21/10/2020	INTEREST PAID		0.18	33,218.49		
21/10/2020	WITHDRAWAL CASH PORT ADELAIDE SA	33,218.31		0.18		
21/10/2020	WITHDRAWAL CASH PORT ADELAIDE SA	0.18		0.00	0.00	
30/06/2021	CLOSING BALANCE			0.00	0.00	
		<u>52,165.64</u>	<u>48,458.15</u>			

Barbaro Superannuation Fund
Bank Statement Report

For The Period 01 July 2020 to 30 June 2021

Chart Code: 60800 / NABTD3403

Account Name: NAB Term Deposit ***3403

BSB and Account Number:

Opening Balance	-	Total Debits	+	Total Credits	=	Closing Balance	Data Feed Used
\$ 18,825.67		\$ 18,825.67				\$ 0.00	

Date	Description	Debit \$	Credit \$	Ledger Balance \$	Statement Balance \$	Variance \$
01/07/2020	Opening Balance			18,825.67		
01/09/2020	RTGS HIGH VALUE PAYMENT REF NO 0304957 THE BARBARO SUPER BARBARO SUPER FUND NAB T	18,825.67		0.00		
30/06/2021	CLOSING BALANCE			0.00		
		18,825.67				

60800 - Term Deposits

2021 Financial Year

Preparer Kelly Fu

Reviewer Kelly Fu

Status Completed

Account Code	Description	CY Balance	LY Balance	Change
NABTD3403	NAB Term Deposit ***3403		\$18,825.67	100%
TOTAL		CY Balance	LY Balance	
			\$18,825.67	

Supporting Documents

○ General Ledger [Report](#)

Standard Checklist

- Attach Copies of Statements and Interest slips
- Ensure all Transactions have been entered

Notes

Kelly Fu

Note

Account closed.

16/01/2023 16:11

Barbaro Superannuation Fund

General Ledger

As at 30 June 2021

Transaction Date	Description	Units	Debit	Credit	Balance \$
Term Deposits (60800)					
NAB Term Deposit ***3403 (NABTD3403)					
01/07/2020	Opening Balance				18,825.67 DR
01/09/2020	RTGS HIGH VALUE PAYMENT REF NO 0304957 THE BARBARO SUPER BARBARO SUPER FUND NAB T			18,825.67	0.00 DR
				18,825.67	0.00 DR

Total Debits: 0.00

Total Credits: 18,825.67

61800 - Distributions Receivable

2021 Financial Year

Preparer Kelly Fu

Reviewer Kelly Fu

Status Completed

Account Code	Description	CY Balance	LY Balance	Change
AAMF1	Angas Asset Management Fund	\$1,362.02		100%
SFY.AX	SPDR S & P/ASX 50 Fund	\$143.53	\$249.63	(42.5)%
TOTAL		CY Balance	LY Balance	
		\$1,505.55	\$249.63	

Supporting Documents

- General Ledger [Report](#)
- 61800 - AAMF Distribution withheld 2021.pdf [AAMF1](#)
- 61800 - SFY_Distribution_Advice_2021_07_12.pdf [SFY.AX](#)

Standard Checklist

- Review aging of amounts receivable and comment on any delay in payment.

Barbaro Superannuation Fund

General Ledger

As at 30 June 2021

Transaction Date	Description	Units	Debit	Credit	Balance \$
Distributions Receivable (61800)					
<u>Angas Asset Management Fund (AAMF1)</u>					
20/10/2020	Redemption		291.49		291.49 DR
16/11/2020	Redemption		272.95		564.44 DR
17/12/2020	Redemption		546.15		1,110.59 DR
17/02/2021	Redemption		251.43		1,362.02 DR
			1,362.02		1,362.02 DR
<u>SPDR S & P/ASX 50 Fund (SFY.AX)</u>					
01/07/2020	Opening Balance				249.63 DR
01/07/2020				134.84	114.79 DR
10/07/2020				114.79	0.00 DR
30/06/2021			143.53		143.53 DR
			143.53	249.63	143.53 DR
Total Debits:	1,505.55				
Total Credits:	249.63				

Dividends & Payments

ANGAS SECURITIES LIMITED

Est Joe Barbaro Decd + Est Barbara L Barbaro Decd C*****2305

Payment Date	Net	Type	Method	Status
14/07/2022	\$603.37	Capital Payment	Direct Credit	Unissued Credit
22/04/2022	\$990.29	Capital Payment	Direct Credit	Unissued Credit
23/12/2021	\$319.37	Capital Payment	Direct Credit	Unissued Credit
13/07/2021	\$911.43	Capital Payment	Direct Credit	Unissued Credit
17/02/2021	\$251.43	Capital Payment	Direct Credit	Unissued Credit
17/12/2020	\$546.15	Capital Payment	Direct Credit	Unissued Credit
16/11/2020	\$272.95	Capital Payment	Direct Credit	Unissued Credit
20/10/2020	\$291.49	Capital Payment	Direct Credit	Failed
26/08/2019	\$292.44	Capital Payment	Direct Credit	Paid

All Registry communications to:
C/- Link Market Services Limited
Locked Bag A14, Sydney South, NSW, 1235
Telephone: 1300 665 385
ASX Code: SFY
Security Code: SFY
Email: SPDR@linkmarketservices.com.au
Website: www.linkmarketservices.com.au



045 000788

MR JOE BARBARO &
MRS BARBARA BARBARO
<BARBARO SUPER FUND ACCOUNT>
19-23 GRAHAM STREET
WINGFIELD SA 5013

Distribution Advice

Payment date: 12 July 2021
Record date: 30 June 2021
Reference no.: |*****1277

TFN/ABN RECEIVED AND RECORDED

Dear Unitholder,

This payment represents a distribution of 46.9044 cents for the period ended 30 June 2021, in respect of ordinary units entitled to participate at the record date. The final details of the distribution components (including any non-assessable amounts) will be advised in the AMIT Member Annual Statement for the year ended 30 June 2021.

Visit our investor website at www.linkmarketservices.com.au where you can view and change your details.

Class Description	Rate per Unit	Participating Units	Franked Component	Other Income Component	Gross Amount
Ordinary Units	46.9044 cents	306	\$59.49	\$84.04	\$143.53
				Net Amount:	\$143.53

Residual balance brought forward from your Plan account:	\$56.57
Total amount available for reinvestment:	\$200.10
This amount has been applied to ** 3 ** units at \$64.7122 per unit:	\$194.14
Residual balance carried forward in your Plan account:	\$5.96
Number of ordinary units held prior to allotment:	306
Ordinary units allotted this distribution:	3
*Total holding of ordinary units after the allotment:	309

*The "Total holding of ordinary units after the allotment" shown above may not be the current holding balance (it does not include any Ex distribution transfers registered after Ex date 29 June 2021, or any trades and/or allotments registered since Record date 30 June 2021. Neither SPDR S&P/ASX 50 Fund nor Link Market Services Limited will be liable for any losses incurred by any person who relies on the holding shown without making their own adjustments for any transactions.

This statement contains important information; please retain this statement for taxation purposes as a charge may be levied for a replacement.

The SPDR S&P/ASX 50 Fund declares that it is a managed investment trust for the purposes of Subdivision 12-H of the Taxation Administration Act 1953 ("TAA 1953") in respect of the income year ended 30 June 2021. This distribution relates to the trust's year of income ended 30 June 2021. For the purpose of Section 12-405 of Schedule 1 of the TAA 1953, the "Fund Payment" portion of the distribution is calculated as the sum of the following components:

- Australian Sourced Income
 - Other Income
 - Clean building MIT
 - Excluded non concessional MIT income
 - Non concessional MIT income
- Capital Gains Taxable Australian Property
 - Discounted – multiplied by 2
 - Indexation method
 - Other method

62550 - Reinvestment Residual Account

2021 Financial Year

Preparer Kelly Fu

Reviewer Kelly Fu

Status Completed

Account Code	Description	CY Balance	LY Balance	Change
BEN.AX	Bendigo Bank Limited	\$6.08	\$2.92	108.22%
SFY.AX	SPDR S & P/ASX 50 Fund	\$56.57	\$5.94	852.36%
TOTAL		CY Balance	LY Balance	
		\$62.65	\$8.86	

Supporting Documents

- General Ledger [Report](#)
- 62250 - RRA Bendigo 30.6.2021.pdf [BEN.AX](#)
- 62250 - SFY_Distribution_Advice_2021_07_12.pdf [SFY.AX](#)

Standard Checklist

- Attach all source documentation
- Ensure all Transactions have been entered

Barbaro Superannuation Fund

General Ledger

As at 30 June 2021

Transaction Date	Description	Units	Debit	Credit	Balance \$
Reinvestment Residual Account (62550)					
<u>Bendigo Bank Limited (BEN.AX)</u>					
01/07/2020	Opening Balance				2.92 DR
31/03/2021	AUD 0.28 FRANKED, 30% CTR, DRP 1.5% DISC, BSP		6.08		9.00 DR
31/03/2021	AUD 0.28 FRANKED, 30% CTR, DRP 1.5% DISC, BSP			2.92	6.08 DR
			6.08	2.92	6.08 DR
<u>SPDR S & P/ASX 50 Fund (SFY.AX)</u>					
01/07/2020	Opening Balance				5.94 DR
10/07/2020			7.91		13.85 DR
12/10/2020	AUD 0.354377 FRANKED, 32.2497% CTR, 0.020845 CFI, DRP NIL DI		29.84		43.69 DR
12/10/2020	AUD 0.354377 FRANKED, 32.2497% CTR, 0.020845 CFI, DRP NIL DI			13.85	29.84 DR
13/01/2021	AUD 0.273721 FRANKED, 31.8496% CTR, 0.061359 CFI, DRP NIL DI		19.58		49.42 DR
13/01/2021	AUD 0.273721 FRANKED, 31.8496% CTR, 0.061359 CFI, DRP NIL DI			29.84	19.58 DR
14/04/2021	AUD 0.478402 FRANKED, 31.5876% CTR, 0.0098 CFI, DRP NIL DISC		56.57		76.15 DR
14/04/2021	AUD 0.478402 FRANKED, 31.5876% CTR, 0.0098 CFI, DRP NIL DISC			19.58	56.57 DR
			113.90	63.27	56.57 DR
Total Debits:	119.98				
Total Credits:	66.19				

Ex / Balance Date	18/02/2021	Payable Date	31/03/2021	Units On Hand	46.00
Income Type	Dividend	Reinvestment %	100.00%		
Income Account	23900/BEN.AX (Dividends Received)				

[Dividend / Distribution Reinvestment Plan](#)

Franked Amount	12.88
Unfranked Amount	0.00
Gross Payment	12.88
Franking Credits	5.52
Net Payment	12.88

Residual Account 62550/BEN.AX (Reinvestment Residual Account)

Residual Balance B/F	2.92
Amount From This Payment	12.88
Total Amount Available	15.80
DRP Price Per Share	9.72
# of Shares Allotted	1.00
Cost of Shares Allotted	9.72
Residual Balance C/F	6.08

Delete

Cancel

All Registry communications to:
C/- Link Market Services Limited
Locked Bag A14, Sydney South, NSW, 1235
Telephone: 1300 665 385
ASX Code: SFY
Security Code: SFY
Email: SPDR@linkmarketservices.com.au
Website: www.linkmarketservices.com.au



045 000788

MR JOE BARBARO &
MRS BARBARA BARBARO
<BARBARO SUPER FUND ACCOUNT>
19-23 GRAHAM STREET
WINGFIELD SA 5013

Distribution Advice

Payment date: 12 July 2021
Record date: 30 June 2021
Reference no.: |*****1277

TFN/ABN RECEIVED AND RECORDED

Dear Unitholder,

This payment represents a distribution of 46.9044 cents for the period ended 30 June 2021, in respect of ordinary units entitled to participate at the record date. The final details of the distribution components (including any non-assessable amounts) will be advised in the AMIT Member Annual Statement for the year ended 30 June 2021.

Visit our investor website at www.linkmarketservices.com.au where you can view and change your details.

Class Description	Rate per Unit	Participating Units	Franked Component	Other Income Component	Gross Amount
Ordinary Units	46.9044 cents	306	\$59.49	\$84.04	\$143.53
				Net Amount:	\$143.53

Residual balance brought forward from your Plan account:	\$56.57
Total amount available for reinvestment:	\$200.10
This amount has been applied to ** 3 ** units at \$64.7122 per unit:	\$194.14
Residual balance carried forward in your Plan account:	\$5.96
Number of ordinary units held prior to allotment:	306
Ordinary units allotted this distribution:	3
*Total holding of ordinary units after the allotment:	309

*The "Total holding of ordinary units after the allotment" shown above may not be the current holding balance (it does not include any Ex distribution transfers registered after Ex date 29 June 2021, or any trades and/or allotments registered since Record date 30 June 2021. Neither SPDR S&P/ASX 50 Fund nor Link Market Services Limited will be liable for any losses incurred by any person who relies on the holding shown without making their own adjustments for any transactions.

This statement contains important information; please retain this statement for taxation purposes as a charge may be levied for a replacement.

The SPDR S&P/ASX 50 Fund declares that it is a managed investment trust for the purposes of Subdivision 12-H of the Taxation Administration Act 1953 ("TAA 1953") in respect of the income year ended 30 June 2021. This distribution relates to the trust's year of income ended 30 June 2021. For the purpose of Section 12-405 of Schedule 1 of the TAA 1953, the "Fund Payment" portion of the distribution is calculated as the sum of the following components:

- Australian Sourced Income
 - Other Income
 - Clean building MIT
 - Excluded non concessional MIT income
 - Non concessional MIT income
- Capital Gains Taxable Australian Property
 - Discounted – multiplied by 2
 - Indexation method
 - Other method

65500 - Deceased Estate Holding Account

2021 Financial Year

Preparer Kelly Fu

Reviewer Kelly Fu

Status Completed

Account Code	Description	CY Balance	LY Balance	Change
65500	Deceased Estate Holding Account	\$356,071.54		100%
TOTAL		CY Balance	LY Balance	
		\$356,071.54		

Supporting Documents

- General Ledger [Report](#)

Standard Checklist

- Attach all source documentation
- Ensure all Transactions have been entered

Barbaro Superannuation Fund

General Ledger

As at 30 June 2021

Transaction Date	Description	Units	Debit	Credit	Balance \$
Deceased Estate Holding Account (65500)					
<u>Deceased Estate Holding Account (65500)</u>					
01/07/2020			134.84		134.84 DR
13/07/2020	DEPOSIT ONLINE 2924524 TFR Westpac Bus			11,000.00	10,865.16 CR
13/07/2020	WITHDRAWAL ONLINE 1937510 TFR Westpac Bus		11,000.00		134.84 DR
21/10/2020	WITHDRAWAL CASH PORT ADELAIDE SA		33,218.31		33,353.15 DR
21/10/2020	WITHDRAWAL CASH PORT ADELAIDE SA		0.18		33,353.33 DR
19/03/2021	Sale of LOT 670		95,088.09		128,441.42 DR
19/03/2021	Sale of LOT 2129 @43%		53,743.62		182,185.04 DR
19/03/2021	Sale of LOT 2129 @43%		491.66		182,676.70 DR
30/06/2021	consolidations		173,394.84		356,071.54 DR
			367,071.54	11,000.00	356,071.54 DR

Total Debits: 367,071.54

Total Credits: 11,000.00

68000 - Sundry Debtors

2021 Financial Year

Preparer Kelly Fu

Reviewer Kelly Fu

Status Completed

Account Code	Description	CY Balance	LY Balance	Change
68000	Sundry Debtors		\$16,937.64	100%
TOTAL		CY Balance	LY Balance	
			\$16,937.64	

Supporting Documents

- General Ledger [Report](#)

Standard Checklist

- Match to Source Documentation

Barbaro Superannuation Fund

General Ledger

As at 30 June 2021

Transaction Date	Description	Units	Debit	Credit	Balance \$
Sundry Debtors (68000)					
<u>Sundry Debtors (68000)</u>					
01/07/2020	Opening Balance				16,937.64 DR
30/06/2021	2020 accounting fee and auditing paid 17/9/2021			4,840.00	12,097.64 DR
30/06/2021	rent expenses reconciliation		1,357.55		13,455.19 DR
30/06/2021	consolidations			13,455.19	0.00 DR
			1,357.55	18,295.19	0.00 DR

Total Debits: 1,357.55

Total Credits: 18,295.19

76550 - Plant and Equipment (at written down value) - Unitised

2021 Financial Year

Preparer Kelly Fu

Reviewer Kelly Fu

Status Completed

Account Code	Description	CY Units	CY Balance	LY Units	LY Balance	Change
BARBSF_OLYMPICSHEDMA	Olympic Shed Materials	1.000000	\$1,537.10	1.000000	\$1,590.85	(3.38)%

TOTAL	CY Units	CY Balance	LY Units	LY Balance
	1.000000	\$1,537.10	1.000000	\$1,590.85

Supporting Documents

- Investment Movement Report [Report](#)
- depreciation_schedule_report-wp-2021.pdf

Standard Checklist

- Attach Investment Movement Report
- Attach relevant Statements and Source Documentation
- Ensure all Investments are valued correctly at June 30
- Ensure the investment is in accordance with the fund's investment strategy
- Ensure the investment is in accordance with the SIS Act

Barbaro Superannuation Fund

Investment Movement Report

As at 30 June 2021

Investment	Opening Balance		Additions		Disposals			Closing Balance		
	Units	Cost	Units	Cost	Units	Cost	Accounting Profit/(Loss)	Units	Cost	Market Value
Bank Accounts										
Westpac Cash Management Account ***2623		3,707.49		48,458.15		(52,165.64)			0.00	0.00
		3,707.49		48,458.15		(52,165.64)			0.00	0.00
Term Deposits										
NAB Term Deposit ***3403		18,825.67				(18,825.67)			0.00	0.00
		18,825.67				(18,825.67)			0.00	0.00
Plant and Equipment (at written down value) - Unitised										
BARBSF_OLYMPICSHEDMA - Olympic Shed Materials	1.00	2,150.00						1.00	2,150.00	0.00
		2,150.00							2,150.00	0.00
Real Estate Properties (Australian - Non Residential)										
GRAHAMST - 19-23 Graham Street	1.00	519,554.69						1.00	519,554.69	1,267,500.00
BARBSF - 5 Hopkins Street, Wingfield (24%)	1.00	36,853.42						1.00	36,853.42	86,400.00
BARBSF_CAPITALISEDEX - Capitalised Expenses - Pt Wakefield	1.00	268.34			(1.00)	(268.34)	223.32		0.00	
PORTWAKE3 - Port Wakefield Property - Lot 2129 - (43%)	1.00	12,503.52			(1.00)	(12,503.52)	41,240.10		0.00	
PORTWAKE2 - Port Wakefield Property - Lot 670	1.00	17,666.43			(1.00)	(17,666.43)	77,421.66		0.00	

Barbaro Superannuation Fund

Investment Movement Report

As at 30 June 2021

Investment	Opening Balance		Additions		Disposals			Closing Balance		
	Units	Cost	Units	Cost	Units	Cost	Accounting Profit/(Loss)	Units	Cost	Market Value
		586,846.40				(30,438.29)	118,885.08		556,408.11	1,353,900.00
Shares in Listed Companies (Australian)										
BEN.AX - Bendigo And Adelaide Bank Limited	46.00	421.31	1.00	9.72				47.00	431.03	493.03
		421.31		9.72					431.03	493.03
Units in Listed Unit Trusts (Australian)										
SFY.AX - SPDR S & P/ASX 50 Fund	298.00	13,584.38	8.00	451.48				306.00	14,035.86	19,994.04
		13,584.38		451.48					14,035.86	19,994.04
Units in Unlisted Unit Trusts (Australian)										
AAMF1 - Angas Asset Management Fund	20,821.00	20,821.00			(3,559.00)	(3,559.00)	(2,196.98)	17,262.00	17,262.00	6,024.44
		20,821.00				(3,559.00)	(2,196.98)		17,262.00	6,024.44
		646,356.25		48,919.35		(104,988.60)	116,688.10		590,287.00	1,380,411.51

Barbaro Superannuation Fund
Depreciation Schedule

For The Period 01 July 2020 - 30 June 2021

Investment	Purchase Date	Cost	Opening Written Down Value	Adjustments			Depreciation			Closing Written Down Value	
				Disposals/ Decrease	Additions/ Increase	Total Value For Depreciation ¹	Method	Rate	Calculated Depreciation ²		Posted Depreciation ³
Plant and Equipment (at written down value) - Unitised											
Olympic Shed Materials											
	04/02/2010	2,150.00	1,590.85			2,150.00	Prime Cost	2.50 %	53.75	0.00	1,537.10
		2,150.00	1,590.85			2,150.00				0.00	1,537.10
		2,150.00	1,590.85			2,150.00				0.00	1,537.10

¹ Amounts have been pro rated based on number of days in the year
² Depreciation calculated as per depreciation method
³ Depreciation amounts posted to the ledger

77250 - Real Estate Properties (Australian - Non Residential)

2021 Financial Year

Preparer Kelly Fu

Reviewer Kelly Fu

Status Completed

Account Code	Description	CY Units	CY Balance	LY Units	LY Balance	Change
BARBSF	Davis & Hopkins Street, Wingfield (24%)	1.000000	\$86,400.00	1.000000	\$70,680.40	22.24%
BARBSF_CAPITALISEDEX	Capitalised Expenses - Pt Wakefield	0.000000		1.000000	\$491.66	100%
GRAHAMST	19-23 Graham Street	1.000000	\$1,267,500.00	1.000000	\$1,267,500.00	0%
PORTWAKE2	Port Wakefield Property - Lot 670	0.000000		1.000000	\$96,000.00	100%
PORTWAKE3	Port Wakefield Property - Lot 2129 - (43%)	0.000000		1.000000	\$50,740.00	100%
TOTAL		CY Units	CY Balance	LY Units	LY Balance	
		2.000000	\$1,353,900.00	5.000000	\$1,485,412.06	

Supporting Documents

- Investment Movement Report [Report](#)
- General Ledger [Report](#)
- Lot 670 Annie Watt Rd - Sale Settlement 19.3.2021.pdf
- CT V5638 F503 - 21 Graham St Wingfield.pdf
- 2021 SMSF Minutes Property Declaration - 5 Hopkins St (24%).pdf
- Lot 2129 PW Highway - Sale Settlement 19.3.2021.pdf
- 2021 SMSF Minutes Property Declaration - 19-23 Graham St.pdf
- CT V5634 F930 - 5 Hopkins St Wingfield.pdf
- CT V5593 F259 - 23 Graham St Wingfield.pdf
- CT V5644 F779 - 19 Graham St Wingfield.pdf

Standard Checklist

- Attach copies of Purchase or Sale contracts if property was purchased or disposed of during the year.
- Attach copy of current certificate of title.

- ☑ Attach Declaration of Trust
- ☑ Ensure all Investments are valued correctly at June 30
- ☑ Ensure the investment is in accordance with the Fund's investment strategy
- ☑ Ensure the investment is in accordance with the SIS Act

Barbaro Superannuation Fund

Investment Movement Report

As at 30 June 2021

Investment	Opening Balance		Additions		Disposals			Closing Balance		
	Units	Cost	Units	Cost	Units	Cost	Accounting Profit/(Loss)	Units	Cost	Market Value
Bank Accounts										
Westpac Cash Management Account ***2623		3,707.49		48,458.15		(52,165.64)			0.00	0.00
		3,707.49		48,458.15		(52,165.64)			0.00	0.00
Term Deposits										
NAB Term Deposit ***3403		18,825.67				(18,825.67)			0.00	0.00
		18,825.67				(18,825.67)			0.00	0.00
Plant and Equipment (at written down value) - Unitised										
BARBSF_OLYMPICSHEDMA - Olympic Shed Materials	1.00	2,150.00						1.00	2,150.00	0.00
		2,150.00							2,150.00	0.00
Real Estate Properties (Australian - Non Residential)										
GRAHAMST - 19-23 Graham Street	1.00	519,554.69						1.00	519,554.69	1,267,500.00
BARBSF - 5 Hopkins Street, Wingfield (24%)	1.00	36,853.42						1.00	36,853.42	86,400.00
BARBSF_CAPITALISEDEX - Capitalised Expenses - Pt Wakefield	1.00	268.34			(1.00)	(268.34)	223.32		0.00	
PORTWAKE3 - Port Wakefield Property - Lot 2129 - (43%)	1.00	12,503.52			(1.00)	(12,503.52)	41,240.10		0.00	
PORTWAKE2 - Port Wakefield Property - Lot 670	1.00	17,666.43			(1.00)	(17,666.43)	77,421.66		0.00	

Barbaro Superannuation Fund

Investment Movement Report

As at 30 June 2021

Investment	Opening Balance		Additions		Disposals			Closing Balance		
	Units	Cost	Units	Cost	Units	Cost	Accounting Profit/(Loss)	Units	Cost	Market Value
		586,846.40				(30,438.29)	118,885.08		556,408.11	1,353,900.00
Shares in Listed Companies (Australian)										
BEN.AX - Bendigo And Adelaide Bank Limited	46.00	421.31	1.00	9.72				47.00	431.03	493.03
		421.31		9.72					431.03	493.03
Units in Listed Unit Trusts (Australian)										
SFY.AX - SPDR S & P/ASX 50 Fund	298.00	13,584.38	8.00	451.48				306.00	14,035.86	19,994.04
		13,584.38		451.48					14,035.86	19,994.04
Units in Unlisted Unit Trusts (Australian)										
AAMF1 - Angas Asset Management Fund	20,821.00	20,821.00			(3,559.00)	(3,559.00)	(2,196.98)	17,262.00	17,262.00	6,024.44
		20,821.00				(3,559.00)	(2,196.98)		17,262.00	6,024.44
		646,356.25		48,919.35		(104,988.60)	116,688.10		590,287.00	1,380,411.51

Barbaro Superannuation Fund

General Ledger

As at 30 June 2021

Transaction Date	Description	Units	Debit	Credit	Balance \$
Real Estate Properties (Australian - Non Residential) (77250)					
<u>5 Hopkins Street, Wingfield (24%) (BARBSF)</u>					
01/07/2020	Opening Balance	1.00			70,680.40 DR
30/06/2021	Revaluation - 30/06/2021 @ \$86,400.000000 (Exit) - 1.000000 Units on hand		15,719.60		86,400.00 DR
		1.00	15,719.60		86,400.00 DR
<u>Capitalised Expenses - Pt Wakefield (BARBSF CAPITALISEDEX)</u>					
01/07/2020	Opening Balance	1.00			491.66 DR
19/03/2021	Sale of LOT 2129 @43%	(1.00)		268.34	223.32 DR
19/03/2021	Unrealised Gain writeback as at 19/03/2021			223.32	0.00 DR
		0.00		491.66	0.00 DR
<u>19-23 Graham Street (GRAHAMST)</u>					
01/07/2020	Opening Balance	1.00			1,267,500.00 DR
		1.00			1,267,500.00 DR
<u>Port Wakefield Property - Lot 670 (PORTWAKE2)</u>					
01/07/2020	Opening Balance	1.00			96,000.00 DR
19/03/2021	Sale of LOT 670	(1.00)		17,666.43	78,333.57 DR
19/03/2021	Unrealised Gain writeback as at 19/03/2021			78,333.57	0.00 DR
		0.00		96,000.00	0.00 DR
<u>Port Wakefield Property - Lot 2129 - (43%) (PORTWAKE3)</u>					
01/07/2020	Opening Balance	1.00			50,740.00 DR
19/03/2021	Sale of LOT 2129 @43%	(1.00)		12,503.52	38,236.48 DR
19/03/2021	Unrealised Gain writeback as at 19/03/2021			38,236.48	0.00 DR
		0.00		50,740.00	0.00 DR
Total Debits:			15,719.60		
Total Credits:				147,231.66	

Minutes of a meeting of the Trustee(s)

held on 30 June 2021 at 3 Seville Avenue, Para Hills, South Australia 5096

PRESENT: Anthony Barbaro and Donna Gabbusch

MINUTES: The following declaration is made in respect of the assets listed below for the financial year ended 30 June 2021:

Property	19 Graham St, Wingfield SA 5013 21 Graham St, Wingfield SA 5013 23 Graham St, Wingfield SA 5013
Land Title Reference	CT V5644 F779 CT V5638 F503 CT V5593 F259
Registered Proprietor(s)	Joe Barbaro Barbara Barbaro
Proportion Owned by Fund (if less than 100%)	100%

- The Registered Proprietor(s) hold the property in trust for the Fund
- There are no liens or encumbrances on the property
- The valuation of the asset is at market value in accordance with the requirements of SIS Regulation 8.02B and subsection 10(1) of the SIS Act. We confirm that no event has occurred since the date of the last valuation which would cause a significant change to that valuation.
- The property is rented to a member (or related party of the Fund) at current market rates and under normal commercial arrangements.

CLOSURE: All resolutions for this meeting were made in accordance with the SISA and Regulations.

There being no further business the meeting then closed.

Signed as a true record –

.....
Anthony Barbaro

Minutes of a meeting of the Trustee(s)

held on 30 June 2021 at 3 Seville Avenue, Para Hills, South Australia 5096

PRESENT: Anthony Barbaro and Donna Gabbusch

MINUTES: The following declaration is made in respect of the assets listed below for the financial year ended 30 June 2021:

Property	5 Hopkins St, Wingfield SA 5013
Land Title Reference	CT V5634 F930
Registered Proprietor(s)	Joe Barbaro Barbara Barbaro
Proportion Owned by Fund (if less than 100%)	24%

- The Registered Proprietor(s) hold the property in trust for the Fund
- There are no liens or encumbrances on the property
- The valuation of the asset is at market value in accordance with the requirements of SIS Regulation 8.02B and subsection 10(1) of the SIS Act. We confirm that no event has occurred since the date of the last valuation which would cause a significant change to that valuation.
- The property is not rented to a member (or related party of the Fund) and no personal use or benefit has been gained from the property by a member (or related party) of the Fund.

CLOSURE: All resolutions for this meeting were made in accordance with the SISA and Regulations.

There being no further business the meeting then closed.

Signed as a true record –

.....
Anthony Barbaro

Certificate of Title

Title Reference CT 5593/259
Status CURRENT
Easement NO
Owner Number 0467503*
Address for Notices 3 SEVILLE AV GULFVIEW HEIGHTS, SA 5096
Area 690M² (APPROXIMATE)

Estate Type

Fee Simple

Registered Proprietor

JOE BARBARO
BARBARA LESLIE BARBARO
OF 3 SEVILLE AVENUE GULFVIEW HEIGHTS SA 5096
WITH NO SURVIVORSHIP

Description of Land

ALLOTMENT 71 DEPOSITED PLAN 5399
IN THE AREA NAMED WINGFIELD
HUNDRED OF PORT ADELAIDE

Last Sale Details

Dealing Reference TRANSFER (T) 12443083
Dealing Date 08/12/2015
Sale Price \$0
Sale Type NO MONETARY CONSIDERATION

Constraints

Encumbrances

Dealing Type	Dealing Number	Beneficiary
MORTGAGE	12477020	WESTPAC BANKING CORPORATION (ACN: 007 457 141)

Stoppers

NIL

Valuation Numbers

Valuation Number	Status	Property Location Address
0631410006	CURRENT	23 GRAHAM STREET, WINGFIELD, SA 5013

Notations

Dealings Affecting Title

NIL

Notations on Plan

NIL

Registrar-General's Notes

NIL

Administrative Interests

NIL

Valuation Record

Valuation Number	0631410006
Type	Site & Capital Value
Date of Valuation	01/01/2020
Status	CURRENT
Operative From	01/07/1966
Property Location	23 GRAHAM STREET, WINGFIELD, SA 5013
Local Government	PORT ADELAIDE ENFIELD
Owner Names	JOE BARBARO BARBARA LESLIE BARBARO
Owner Number	0467503*
Address for Notices	3 SEVILLE AV GULFVIEW HEIGHTS, SA 5096
Zone / Subzone	E - Employment\
Water Available	Yes
Sewer Available	Yes
Land Use	1100 - House
Description	H SH CP BV
Local Government Description	Residential

Parcels

Plan/Parcel	Title Reference(s)
D5399 ALLOTMENT 71	CT 5593/259

Values

Financial Year	Site Value	Capital Value	Notional Site Value	Notional Capital Value	Notional Type
Current	\$255,000	\$295,000			

Financial Year	Site Value	Capital Value	Notional Site Value	Notional Capital Value	Notional Type
Previous	\$255,000	\$295,000			

Building Details

Valuation Number	0631410006
Building Style	Conventional
Year Built	1965
Building Condition	Good
Wall Construction	Brick
Roof Construction	Tiled (Terra Cotta or Cement)
Equivalent Main Area	99 sqm
Number of Main Rooms	5

Note – this information is not guaranteed by the Government of South Australia

Certificate of Title

Title Reference CT 5634/930
Status CURRENT
Easement NO
Owner Number 12665595
Address for Notices 19-23 GRAHAM ST WINGFIELD 5013
Area 780M² (APPROXIMATE)

Estate Type

Fee Simple

Registered Proprietor

JOE BARBARO
OF C/- 19-23 GRAHAM STREET WINGFIELD SA 5013
1 / 7 SHARE

BARBARA LESLIE BARBARO
OF C/- 19-23 GRAHAM STREET WINGFIELD SA 5013
1 / 7 SHARE

ANTHONY JOHN BARBARO
OF C/- 19-23 GRAHAM STREET WINGFIELD SA 5013
1 / 7 SHARE

STEVEN JAMES BARBARO
OF C/- 19-23 GRAHAM STREET WINGFIELD SA 5013
1 / 7 SHARE

PETER JOHN BARBARO
OF C/- 19-23 GRAHAM STREET WINGFIELD SA 5013
1 / 7 SHARE

DONNA MARIE BARBARO-SMITH
OF C/- 19-23 GRAHAM STREET WINGFIELD SA 5013
1 / 7 SHARE

MARK JOSEPH BARBARO
OF C/- 19-23 GRAHAM STREET WINGFIELD SA 5013
1 / 7 SHARE

Description of Land

ALLOTMENT 90 DEPOSITED PLAN 5399
IN THE AREA NAMED WINGFIELD
HUNDRED OF PORT ADELAIDE

Last Sale Details

Dealing Reference TRANSFER (T) 9385484
Dealing Date 15/07/2002
Sale Price \$187,000
Sale Type TRANSFER OF A PARTIAL INTEREST OR AN INTEREST IN MULTIPLE TITLES

Constraints

Encumbrances

NIL

Stoppers

NIL

Valuation Numbers

Valuation Number	Status	Property Location Address
063142300*	CURRENT	5 HOPKINS STREET, WINGFIELD, SA 5013

Notations

Dealings Affecting Title

NIL

Notations on Plan

NIL

Registrar-General's Notes

PLAN FOR LEASE PURPOSES VIDE G483/1990

Administrative Interests

NIL

Valuation Record

Valuation Number	063142300*
Type	Site & Capital Value
Date of Valuation	01/01/2020
Status	CURRENT
Operative From	01/07/1966
Property Location	5 HOPKINS STREET, WINGFIELD, SA 5013
Local Government	PORT ADELAIDE ENFIELD
Owner Names	ANTHONY JOHN BARBARO JOE BARBARO BARBARA LESLIE BARBARO STEVEN JAMES BARBARO MARK JOSEPH BARBARO PETER JOHN BARBARO DONNA MARIE BARBARO-SMITH
Owner Number	12665595
Address for Notices	19-23 GRAHAM ST WINGFIELD 5013
Zone / Subzone	E - Employment\
Water Available	Yes
Sewer Available	Yes

Land Use 3819 - Fabricated Metal Products / Except Machinery And Equipment N.E.C.
Description FACTORY/CAN
Local Government Description Industry - Other

Parcels

Plan/Parcel	Title Reference(s)
D5399 ALLOTMENT 90	CT 5634/930

Values

Financial Year	Site Value	Capital Value	Notional Site Value	Notional Capital Value	Notional Type
Current	\$275,000	\$360,000			
Previous	\$275,000	\$360,000			

Building Details

Valuation Number 063142300*
Building Style Not Available
Year Built Not Available
Building Condition Not Available
Wall Construction Iron
Roof Construction Galvanised Iron
Equivalent Main Area Not Available
Number of Main Rooms Not Available

Note – this information is not guaranteed by the Government of South Australia

Certificate of Title

Title Reference CT 5638/503
Status CURRENT
Easement NO
Owner Number 0467503*
Address for Notices 3 SEVILLE AV GULFVIEW HEIGHTS, SA 5096
Area 690M² (APPROXIMATE)

Estate Type

Fee Simple

Registered Proprietor

JOE BARBARO
BARBARA LESLIE BARBARO
OF 3 SEVILLE AVENUE GULFVIEW HEIGHTS SA 5096
WITH NO SURVIVORSHIP

Description of Land

ALLOTMENT 70 DEPOSITED PLAN 5399
IN THE AREA NAMED WINGFIELD
HUNDRED OF PORT ADELAIDE

Last Sale Details

Dealing Reference TRANSFER (T) 12443083
Dealing Date 08/12/2015
Sale Price \$0
Sale Type NO MONETARY CONSIDERATION

Constraints

Encumbrances

NIL

Stoppers

NIL

Valuation Numbers

Valuation Number	Status	Property Location Address
0631408109	CURRENT	19-21 GRAHAM STREET, WINGFIELD, SA 5013

Notations

Dealings Affecting Title

NIL

Notations on Plan

NIL

Registrar-General's Notes

NIL

Administrative Interests

NIL

Valuation Record

Valuation Number	0631408109
Type	Site & Capital Value
Date of Valuation	01/01/2020
Status	CURRENT
Operative From	01/07/1998
Property Location	19-21 GRAHAM STREET, WINGFIELD, SA 5013
Local Government	PORT ADELAIDE ENFIELD
Owner Names	JOE BARBARO BARBARA LESLIE BARBARO
Owner Number	0467503*
Address for Notices	3 SEVILLE AV GULFVIEW HEIGHTS, SA 5096
Zone / Subzone	E - Employment\
Water Available	Yes
Sewer Available	Yes
Land Use	3813 - Structural Metal Products
Description	OFF WHSE
Local Government Description	Industry - Other

Parcels

Plan/Parcel	Title Reference(s)
D5399 ALLOTMENT 69	CT 5644/779
D5399 ALLOTMENT 70	CT 5638/503

Values

Financial Year	Site Value	Capital Value	Notional Site Value	Notional Capital Value	Notional Type
Current	\$365,000	\$540,000			
Previous	\$365,000	\$540,000			

Building Details

Valuation Number	0631408109
Building Style	Not Available
Year Built	Not Available
Building Condition	Not Available
Wall Construction	Not Available
Roof Construction	Not Available
Equivalent Main Area	Not Available
Number of Main Rooms	Not Available

Note – this information is not guaranteed by the Government of South Australia

Certificate of Title

Title Reference CT 5644/779
Status CURRENT
Easement NO
Owner Number 0467503*
Address for Notices 3 SEVILLE AV GULFVIEW HEIGHTS, SA 5096
Area 700M² (APPROXIMATE)

Estate Type

Fee Simple

Registered Proprietor

JOE BARBARO
BARBARA LESLIE BARBARO
OF 3 SEVILLE AVENUE GULFVIEW HEIGHTS SA 5096
WITH NO SURVIVORSHIP

Description of Land

ALLOTMENT 69 DEPOSITED PLAN 5399
IN THE AREA NAMED WINGFIELD
HUNDRED OF PORT ADELAIDE

Last Sale Details

Dealing Reference TRANSFER (T) 12443083
Dealing Date 08/12/2015
Sale Price \$0
Sale Type NO MONETARY CONSIDERATION

Constraints

Encumbrances

NIL

Stoppers

NIL

Valuation Numbers

Valuation Number	Status	Property Location Address
0631408109	CURRENT	19-21 GRAHAM STREET, WINGFIELD, SA 5013

Notations

Dealings Affecting Title

NIL

Notations on Plan

NIL

Registrar-General's Notes

NIL

Administrative Interests

NIL

Valuation Record

Valuation Number	0631408109
Type	Site & Capital Value
Date of Valuation	01/01/2020
Status	CURRENT
Operative From	01/07/1998
Property Location	19-21 GRAHAM STREET, WINGFIELD, SA 5013
Local Government	PORT ADELAIDE ENFIELD
Owner Names	JOE BARBARO BARBARA LESLIE BARBARO
Owner Number	0467503*
Address for Notices	3 SEVILLE AV GULFVIEW HEIGHTS, SA 5096
Zone / Subzone	E - Employment\
Water Available	Yes
Sewer Available	Yes
Land Use	3813 - Structural Metal Products
Description	OFF WHSE
Local Government Description	Industry - Other

Parcels

Plan/Parcel	Title Reference(s)
D5399 ALLOTMENT 69	CT 5644/779
D5399 ALLOTMENT 70	CT 5638/503

Values

Financial Year	Site Value	Capital Value	Notional Site Value	Notional Capital Value	Notional Type
Current	\$365,000	\$540,000			
Previous	\$365,000	\$540,000			

Building Details

Valuation Number	0631408109
Building Style	Not Available
Year Built	Not Available
Building Condition	Not Available
Wall Construction	Not Available
Roof Construction	Not Available
Equivalent Main Area	Not Available
Number of Main Rooms	Not Available

Note – this information is not guaranteed by the Government of South Australia



SHORT & ASSOCIATES CONVEYANCING

Level 1, 165 Hutt Street, Adelaide SA 5000
PO Box 7104, Hutt Street SA 5000
T: 08 8223 4988 F: 08 8223 1588
daniel@shortandassociates.com.au
ACN 069 684 966

SETTLEMENT STATEMENT

Tax invoice in respect of items marked with '*'

ABN: 84 069 684 966

Sale of: Lot 2129 Port Wakefield Highway, Port Wakefield
Anticipated Settlement Date: 19 March 2021
Adjustment Date: 18 March 2021

Description	Debit	Credit
Sale Price		\$130,000.00
Council Rates \$473.60 per annum Adjusted as paid to 30/06/2021 - 365 days Purchaser allows 104 days For period 18/03/2021 to 30/06/2021		\$134.94
Water & Sewerage \$67.85 per quarter (annual basis) Paid to 31/03/2021 Purchaser allows 13 days For period 18/03/2021 to 31/03/2021		\$9.67
Emergency Services Levy \$63.00 per annum Paid to 30/06/2021 - 365 days Purchaser allows 104 days For period 18/03/2021 to 30/06/2021		\$17.95
form 1	\$300.00	
Council Rates due and payable	\$354.00	
Conveyancing Fee	\$0.00	
GST	\$0.00	
Searches, statutory enquiries, photocopying, postage & admin costs	\$0.00	
GST	\$0.00	
Secure File Archiving & Storage Fee	\$0.00	
GST	\$0.00	
Agent's Commission	\$3,380.00	

Amount Payable to Vendor on Settlement	\$126,128.56	
* Total GST included in this Statement: \$0.00	\$130,162.56	\$130,162.56

Please keep this statement for future reference. Any requests for a duplicate of this statement made more than 12 months after settlement, may incur a fee for retrieval costs.

SHORT AND ASSOCIATES TRUST ACCOUNT
BSB 015 056 ACC 3538 81632



SHORT & ASSOCIATES CONVEYANCING

Level 1, 165 Hutt Street, Adelaide SA 5000
PO Box 7104, Hutt Street SA 5000
T: 08 8223 4988 F: 08 8223 1588
daniel@shortandassociates.com.au
ACN 069 684 966

SETTLEMENT STATEMENT

Tax invoice in respect of items marked with '*'

ABN: 84 069 684 966

Sale of: LOT 670 Annie Watt Road, Port Wakefield
Anticipated Settlement Date: 19 March 2021
Adjustment Date: 18 March 2021

Description	Debit	Credit
Sale Price		\$100,000.00
Council Rates \$405.10 per annum Adjusted as paid to 30/06/2021 - 365 days Purchaser allows 104 days For period 18/03/2021 to 30/06/2021		\$115.43
Water & Sewerage \$67.85 per quarter (annual basis) Adjusted as paid to 31/03/2021 Purchaser allows 13 days For period 18/03/2021 to 31/03/2021		\$9.67
Emergency Services Levy \$10.50 per annum Adjusted as paid to 30/06/2021 - 365 days Purchaser allows 104 days For period 18/03/2021 to 30/06/2021		\$2.99
Application to note death	\$137.58	
Council Rates due and payable	\$303.00	
Water & Sewerage due and payable	\$67.85	
Emergency Services Levy due and payable	\$10.50	
Conveyancing Fee	\$905.00	
* Searches, statutory enquiries, photocopying, postage & admin costs	\$420.00	
GST	\$42.00	

* Secure File Archiving & Storage Fee	\$100.00	
GST	\$10.00	
Agent's Commission	\$2,600.00	
PEXA Electronic Settlement Fee	\$114.07	
* Form 1 Preparation	\$300.00	
GST	\$30.00	
Amount Payable to Vendor on Settlement	\$95,088.09	
<hr/>		
* Total GST included in this Statement: \$82.00	\$100,128.09	\$100,128.09

Please keep this statement for future reference. Any requests for a duplicate of this statement made more than 12 months after settlement, may incur a fee for retrieval costs.

SHORT AND ASSOCIATES TRUST ACCOUNT
BSB 015 056 ACC 3538 81632

77600 - Shares in Listed Companies (Australian)

2021 Financial Year

Preparer Kelly Fu

Reviewer Kelly Fu

Status Completed

Account Code	Description	CY Units	CY Balance	LY Units	LY Balance	Change
BEN.AX	Bendigo Bank Limited	47.000000	\$493.03	46.000000	\$322.46	52.9%
TOTAL		CY Units	CY Balance	LY Units	LY Balance	
		47.000000	\$493.03	46.000000	\$322.46	

Supporting Documents

◦ Investment Movement Report [Report](#)

Standard Checklist

- Attach Balance Review Report
- Attach copies of HIN/SRN or Chess Statements, Broker Statements, Contract Notes Corporate Action documentation and any other relevant Source Documentation
- Attach Investment Movement Report
- Ensure all Investments are valued correctly at June 30
- Ensure the investment is in accordance with the Fund's investment strategy

Notes

Kelly Fu

Note

23/01/2023 18:39

Had no access to Bendigo online share holding, trustees had no idea, leave as was.

Barbaro Superannuation Fund

Investment Movement Report

As at 30 June 2021

Investment	Opening Balance		Additions		Disposals			Closing Balance		
	Units	Cost	Units	Cost	Units	Cost	Accounting Profit/(Loss)	Units	Cost	Market Value
Bank Accounts										
Westpac Cash Management Account ***2623		3,707.49		48,458.15		(52,165.64)			0.00	0.00
		3,707.49		48,458.15		(52,165.64)			0.00	0.00
Term Deposits										
NAB Term Deposit ***3403		18,825.67				(18,825.67)			0.00	0.00
		18,825.67				(18,825.67)			0.00	0.00
Plant and Equipment (at written down value) - Unitised										
BARBSF_OLYMPICSHEDMA - Olympic Shed Materials	1.00	2,150.00						1.00	2,150.00	0.00
		2,150.00							2,150.00	0.00
Real Estate Properties (Australian - Non Residential)										
GRAHAMST - 19-23 Graham Street	1.00	519,554.69						1.00	519,554.69	1,267,500.00
BARBSF - 5 Hopkins Street, Wingfield (24%)	1.00	36,853.42						1.00	36,853.42	86,400.00
BARBSF_CAPITALISEDEX - Capitalised Expenses - Pt Wakefield	1.00	268.34			(1.00)	(268.34)	223.32		0.00	
PORTWAKE3 - Port Wakefield Property - Lot 2129 - (43%)	1.00	12,503.52			(1.00)	(12,503.52)	41,240.10		0.00	
PORTWAKE2 - Port Wakefield Property - Lot 670	1.00	17,666.43			(1.00)	(17,666.43)	77,421.66		0.00	

Barbaro Superannuation Fund

Investment Movement Report

As at 30 June 2021

Investment	Opening Balance		Additions		Disposals			Closing Balance		
	Units	Cost	Units	Cost	Units	Cost	Accounting Profit/(Loss)	Units	Cost	Market Value
		586,846.40				(30,438.29)	118,885.08		556,408.11	1,353,900.00
Shares in Listed Companies (Australian)										
BEN.AX - Bendigo And Adelaide Bank Limited	46.00	421.31	1.00	9.72				47.00	431.03	493.03
		421.31		9.72					431.03	493.03
Units in Listed Unit Trusts (Australian)										
SFY.AX - SPDR S & P/ASX 50 Fund	298.00	13,584.38	8.00	451.48				306.00	14,035.86	19,994.04
		13,584.38		451.48					14,035.86	19,994.04
Units in Unlisted Unit Trusts (Australian)										
AAMF1 - Angas Asset Management Fund	20,821.00	20,821.00			(3,559.00)	(3,559.00)	(2,196.98)	17,262.00	17,262.00	6,024.44
		20,821.00				(3,559.00)	(2,196.98)		17,262.00	6,024.44
		646,356.25		48,919.35		(104,988.60)	116,688.10		590,287.00	1,380,411.51

78200 - Units in Listed Unit Trusts (Australian)

2021 Financial Year

Preparer Kelly Fu

Reviewer Kelly Fu

Status Completed

Account Code	Description	CY Units	CY Balance	LY Units	LY Balance	Change
SFY.AX	SPDR S & P/ASX 50 Fund	306.000000	\$19,994.04	298.000000	\$15,892.34	25.81%
TOTAL		CY Units	CY Balance	LY Units	LY Balance	
		306.000000	\$19,994.04	298.000000	\$15,892.34	

Supporting Documents

- Investment Movement Report [Report](#)
- 78200 - Shareholding at 30.6.2021.pdf

Standard Checklist

- Attach copies of Statements and Source Documentation
- Attach Investment Movement Report
- Ensure all Investments are valued correctly at June 30
- Ensure the investment is in accordance with the Fund's investment strategy
- Ensure the investment is in accordance with the SIS Act

Barbaro Superannuation Fund

Investment Movement Report

As at 30 June 2021

Investment	Opening Balance		Additions		Disposals			Closing Balance		
	Units	Cost	Units	Cost	Units	Cost	Accounting Profit/(Loss)	Units	Cost	Market Value
Bank Accounts										
Westpac Cash Management Account ***2623		3,707.49		48,458.15		(52,165.64)			0.00	0.00
		3,707.49		48,458.15		(52,165.64)			0.00	0.00
Term Deposits										
NAB Term Deposit ***3403		18,825.67				(18,825.67)			0.00	0.00
		18,825.67				(18,825.67)			0.00	0.00
Plant and Equipment (at written down value) - Unitised										
BARBSF_OLYMPICSHEDMA - Olympic Shed Materials	1.00	2,150.00						1.00	2,150.00	0.00
		2,150.00							2,150.00	0.00
Real Estate Properties (Australian - Non Residential)										
GRAHAMST - 19-23 Graham Street	1.00	519,554.69						1.00	519,554.69	1,267,500.00
BARBSF - 5 Hopkins Street, Wingfield (24%)	1.00	36,853.42						1.00	36,853.42	86,400.00
BARBSF_CAPITALISEDEX - Capitalised Expenses - Pt Wakefield	1.00	268.34			(1.00)	(268.34)	223.32		0.00	
PORTWAKE3 - Port Wakefield Property - Lot 2129 - (43%)	1.00	12,503.52			(1.00)	(12,503.52)	41,240.10		0.00	
PORTWAKE2 - Port Wakefield Property - Lot 670	1.00	17,666.43			(1.00)	(17,666.43)	77,421.66		0.00	

Barbaro Superannuation Fund

Investment Movement Report

As at 30 June 2021


Investment	Opening Balance		Additions		Disposals			Closing Balance		
	Units	Cost	Units	Cost	Units	Cost	Accounting Profit/(Loss)	Units	Cost	Market Value
		586,846.40				(30,438.29)	118,885.08		556,408.11	1,353,900.00
Shares in Listed Companies (Australian)										
BEN.AX - Bendigo And Adelaide Bank Limited	46.00	421.31	1.00	9.72				47.00	431.03	493.03
		421.31		9.72					431.03	493.03
Units in Listed Unit Trusts (Australian)										
SFY.AX - SPDR S & P/ASX 50 Fund	298.00	13,584.38	8.00	451.48				306.00	14,035.86	19,994.04
		13,584.38		451.48					14,035.86	19,994.04
Units in Unlisted Unit Trusts (Australian)										
AAMF1 - Angas Asset Management Fund	20,821.00	20,821.00			(3,559.00)	(3,559.00)	(2,196.98)	17,262.00	17,262.00	6,024.44
		20,821.00				(3,559.00)	(2,196.98)		17,262.00	6,024.44
		646,356.25		48,919.35		(104,988.60)	116,688.10		590,287.00	1,380,411.51

Balance History

Currency Australian Dollar 

<< View:


SPDR, I*****1277 (MR JOE BARBARO + MRS BARBARA BARBARO <BARBARO SUPER FUND ACCOUNT>)

Balance as at date (dd/mm/yyyy) 30/06/2021 Displaying Balance History as at **30 Jun 2021**

HIN/SRN EMP ID	Security Code▲	Closing Price (AUD)	Total Balance	Tradeable Balance	Total Value (AUD)
I*****1277	SFY	65.34	306	306	19,994.04

Viewing 1 - 1 of 1

Total Value: \$ 19,994.04

Ask us now 

78400 - Units in Unlisted Unit Trusts (Australian)

2021 Financial Year

Preparer Kelly Fu

Reviewer Kelly Fu

Status Completed

Account Code	Description	CY Units	CY Balance	LY Units	LY Balance	Change
AAMF1	Angas Asset Management Fund	17262.000000	\$6,024.44	20821.000000	\$8,078.55	(25.43)%
TOTAL		CY Units	CY Balance	LY Units	LY Balance	
		17262.000000	\$6,024.44	20821.000000	\$8,078.55	

Supporting Documents

- Investment Movement Report [Report](#)
- 78400 - AGSU_Issuer_Annual_Tax_Statement_2021_07_30.pdf

Standard Checklist

- Attach copies of Statements and Source Documentation
- Attach Investment Movement Report
- Ensure all Investments are valued correctly at June 30
- Ensure the investment is in accordance with the Fund's investment strategy
- Ensure the investment is in accordance with the SIS Act

Barbaro Superannuation Fund

Investment Movement Report

As at 30 June 2021

Investment	Opening Balance		Additions		Disposals			Closing Balance		
	Units	Cost	Units	Cost	Units	Cost	Accounting Profit/(Loss)	Units	Cost	Market Value
Bank Accounts										
Westpac Cash Management Account ***2623		3,707.49		48,458.15		(52,165.64)			0.00	0.00
		3,707.49		48,458.15		(52,165.64)			0.00	0.00
Term Deposits										
NAB Term Deposit ***3403		18,825.67				(18,825.67)			0.00	0.00
		18,825.67				(18,825.67)			0.00	0.00
Plant and Equipment (at written down value) - Unitised										
BARBSF_OLYMPICSHEDMA - Olympic Shed Materials	1.00	2,150.00						1.00	2,150.00	0.00
		2,150.00							2,150.00	0.00
Real Estate Properties (Australian - Non Residential)										
GRAHAMST - 19-23 Graham Street	1.00	519,554.69						1.00	519,554.69	1,267,500.00
BARBSF - 5 Hopkins Street, Wingfield (24%)	1.00	36,853.42						1.00	36,853.42	86,400.00
BARBSF_CAPITALISEDEX - Capitalised Expenses - Pt Wakefield	1.00	268.34			(1.00)	(268.34)	223.32		0.00	
PORTWAKE3 - Port Wakefield Property - Lot 2129 - (43%)	1.00	12,503.52			(1.00)	(12,503.52)	41,240.10		0.00	
PORTWAKE2 - Port Wakefield Property - Lot 670	1.00	17,666.43			(1.00)	(17,666.43)	77,421.66		0.00	

Barbaro Superannuation Fund

Investment Movement Report

As at 30 June 2021

Investment	Opening Balance		Additions		Disposals			Closing Balance		
	Units	Cost	Units	Cost	Units	Cost	Accounting Profit/(Loss)	Units	Cost	Market Value
		586,846.40				(30,438.29)	118,885.08		556,408.11	1,353,900.00
Shares in Listed Companies (Australian)										
BEN.AX - Bendigo And Adelaide Bank Limited	46.00	421.31	1.00	9.72				47.00	431.03	493.03
		421.31		9.72					431.03	493.03
Units in Listed Unit Trusts (Australian)										
SFY.AX - SPDR S & P/ASX 50 Fund	298.00	13,584.38	8.00	451.48				306.00	14,035.86	19,994.04
		13,584.38		451.48					14,035.86	19,994.04
Units in Unlisted Unit Trusts (Australian)										
AAMF1 - Angas Asset Management Fund	20,821.00	20,821.00			(3,559.00)	(3,559.00)	(2,196.98)	17,262.00	17,262.00	6,024.44
		20,821.00				(3,559.00)	(2,196.98)		17,262.00	6,024.44
		646,356.25		48,919.35		(104,988.60)	116,688.10		590,287.00	1,380,411.51

ANGAS ASSET MANAGEMENT FUND

ARSN 633 454 832

Angas Securities Limited ACN 091 942 728 AFSL 232479
As Responsible Entity for the Angas Asset Management Fund
REGISTERED OFFICE:

Level 14, 26 Flinders Street, Adelaide SA 5000

Unit Registry:

Online:
 www.computershare.com.au/easyupdate/agsu

By Mail:
 Computershare Investor Services Pty Limited
GPO Box 2975 Melbourne
VIC 3001 Australia

Enquiries:

(within Australia) 1300 556 161
(international) 61 3 9415 4000

000479 046 AGSU



ESTATE LATE JOE BARBARO &
ESTATE LATE BARBARA L BARBARO
<BARBARO SUPER FUND A/C>
C/- DONNA GABBUSCH
4 BAYONET DRIVE
PARALOWIE SA 5108

Holder Number

SRN WITHHELD

Statement Date: 30 July 2021

Annual Statement* for the period ended 30th June 2021 Angas Asset Management Fund (AAMF)

*This statement reflects your Annual Statement for your Unitholding and the value of your Units for the quarter ended 30th June 2021 as assessed by the Responsible Entity.

Description of Units	Valuation per Unit 30/06/2021	Number of Units	Valuation of Unitholding 30/06/2021
Fully Paid Units	\$0.349	17,262	\$6,024.44

Return of capital to Unitholders for the period ending 30th June 2021 by AAMF was as follows:

Payment Date	Number of Units Redeemed*	Redemption Amount
20/10/2020	751	\$291.49
16/11/2020	703	\$272.95
17/12/2020	1,408	\$546.15
17/02/2021	697	\$251.43

Note: Distribution payments made to Unitholders are a return of capital and not a distribution of interest or income. Therefore, the distributions are not to be treated as assessable income.

*Please refer to the Redemption Advices despatched to Unitholders on the Payment Dates for further details of each payment.

PLEASE RETAIN THIS STATEMENT FOR YOUR TAXATION RECORDS

ANGAS ASSET MANAGEMENT FUND

ARSN 633 454 832

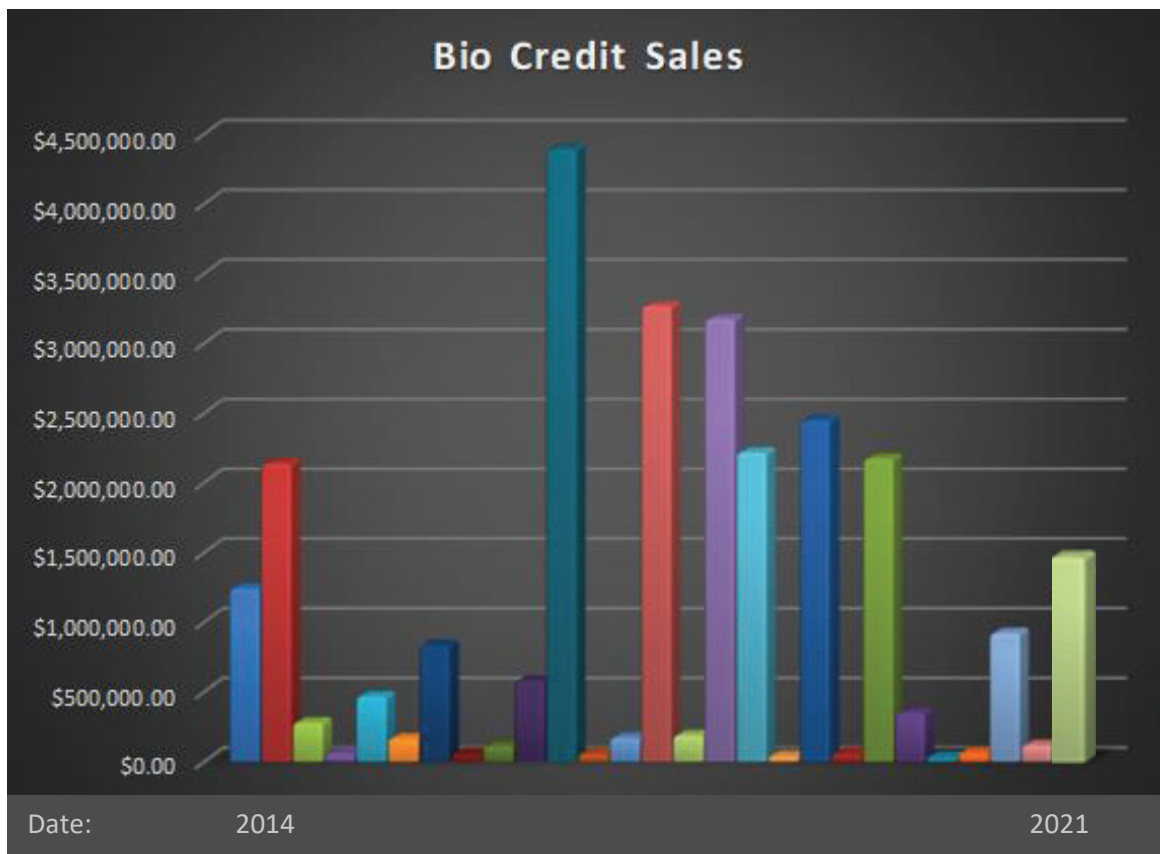
Angas Securities Limited ACN 091 942 728 AFSL 232479 ("Angas")
As Responsible Entity for the Angas Asset Management Fund ("AAMF")

PORTFOLIO OVERVIEW AS AT 30 JUNE 2021

This narrative overview covers the period from 31 December 2020 to 30 June 2021.

Fernhill Bio Credits

Fernhill Bio Credits comprise a significant proportion of AAMF's remaining pool of assets. Bio Credits have been a valuable source of inflows but sales are demand driven. There has been one sale in the period for \$490,000 at a credit price in line with AAMF Balance Sheet projections with another sale negotiated by the same intermediary for another client of \$320,000 which should settle early in FY22.



When initially issued, each bio credit agreement included a preservation fund for the particular site to meet the costs of ongoing environmental management. Hence, a portion of sale proceeds was required to be contributed by AAMF until the specified fund limit was met. All required contributions for all issued bio credits have now been paid so all future sale proceeds will flow to AAMF after payment of sales costs and commissions. The above chart shows bio credit sales since inception in 2014 (including for 5 years prior to the establishment of AAMF). Gross sales to 30 June 2021 have been \$32,789,400 ex GST with projected gross bio credits remaining unsold of \$11,503,300 ex GST. Flora sale prices have held up well. There have been no bio credit fauna sales at all yet.

Western Precinct Subdivision

In order to achieve a greater sale price, AAMF obtained a DA to split the Western Precinct at Fernhill into two titles. These new titles were not issued by Easter as had been hoped. An Electricity Easement over an adjoining property was required with a signed consent by the owner of that property and his bank being needed. After four months, the bank advised AAMF's lawyers that it had lost the instrument. A new one was issued and was promptly signed. The new titles to Lot 1 and Lot 2 were issued on 7 June 2021 with both Biobanking Agreements 411 & 412 registered on each title. The next step is to regularize this situation so that BA 411 is only registered on title to Lot 1 and BA 412 is only registered on Lot 2 before the titles can be transferred upon sale by AAMF.

Lot 1 has been sold and will settle once the BA situation has been notated. The proceeds of settlement will comprise portion of the next dividend to be paid to you. Lot 2 has been sold too. 5% deposit has been paid. The purchaser will settle on 15 September 2021 but requires some vendor finance from AAMF for part of the purchase price. The purchaser has offered a first mortgage over Lot 2. The loan will be for 12 months and interest will be paid to AAMF. Both land sales are at prices in line with AAMF book value. Part of the Lot 2 sale proceeds will be paid to AAMF on 15 September 2021 and the balance will be paid within the next 12 months.

Project Developments Pty Ltd

The development site at Dayton has sold at market value but 20% below AAMF book value. This sale represents part of the revaluation in the AAMF unit price. The purchaser missed the settlement date of 15 June 2021. The contract provided for \$20,000 increase in the purchase price which was collected. Settlement was achieved on 29 June 2021 despite the lockdown imposed by the WA government, but this settlement was too late to enable payment to AAMF unit holders prior to the end of FY21. The sale proceeds formed a large part of the redemption paid to you on 13 July 2021. In addition, AAMF has claimed a deposit from a failed 2020 contract but remains in dispute with the defaulting purchaser.

Como Residential Pty Ltd

The land at Wellard is a residential development site. AAMF has applied to remove an Odour Buffer from the zoning which restricts residential development of the whole site. A Livestock Holding Facility ("LHF") located one kilometre away is on land recently acquired by Stockland as part of a Master Planned future community. The LHF has been leased by Stockland in the meantime and it continues to operate. The Western Australian Planning Commission ("WAPC") has relied on a generic "one kilometre" buffer to refuse to lift the zoning restriction. The need for and size of the generic buffer can be rebutted by expert evidence to be adjudicated by the State Administrative Tribunal. There will be a hearing held this year. A favourable result will greatly enhance the realizable value of the site. Meanwhile, AAMF will take steps to ensure that odour emissions from LHF which are not meant to cause a nuisance to other properties are being properly regulated.

434 Safety Bay Road Pty Ltd

This development site of 13,130sqm sits on the beachfront at Safety Bay in metropolitan Perth. The local council has re-zoned the site to require a hotel or tavern as part of any future development. A conditional sale to a syndicate for \$5.0M has been negotiated with the site proposed to be sub-divided into five (5) lots including one set aside for a tavern. This syndicate has pre-commitment from an established publican. Contracts have been executed which cannot settle until development approval

is granted and five new titles are issued. AAMF will have to provide some vendor finance as well. Interest will be paid on any vendor finance. An application for Development Approval was lodged on 13 May 2021. A substantial application fee was paid by the purchaser which shows commitment to the process. Should approval be granted, a plan of subdivision can be lodged leading to the issue of five new titles which will permit the five contracts of sale to settle. There is uncertainty around the timing of these events. This negotiated arrangement will provide the best return to AAMF investors. A succession of earlier deals did not settle because of the re-zoning that requires a hotel or tavern on site. Whether the five sales contracts proceed to settlement will depend upon the outcome of the purchaser's development application. Present indications are that the Development Approval process will not be completed before the end of this calendar year.

Augusta Developments Pty Ltd

This development site within St Eyre Estate forms vacant land (without roads and services) that can be developed as Stages 6 to 8 of an eight-stage project commenced by the borrower in accordance with the Master Plan for Port Augusta West. Stages 1 & 2 sold out. Sales of individual allotments have stagnated for several years since then. There were 10 sales in Stage 3 in 2020 and a further 2 sales this year following the Council having sealed 900 metres of road leading to the Estate. The AAMF site is being actively marketed and regional developers have been identified and approached.

VFE Investments Pty Ltd

Of this rural residential lifestyle development known as Valentine Falls Estate, 39 out of 40 lots were sold early in 2020 but there were large amounts of rates and taxes deducted at settlement assessed on the strong historical sale prices. AAMF lodged 39 valuation objections on 20 September 2020 and received an affirmative ruling on 10 June 2021. The Valuer General reduced the aggregate valuation for the 39 lots from \$9.205M to \$3.995M which is a very good outcome for AAMF in terms of recovering overpayments. The re-assessed valuation is in line with AAMF book value. Also, AAMF requested the review for two years. Finance WA has indicated that it will remit \$212,000 in land tax but this has not yet been received. AAMF is awaiting a response from the Shire to its valuation objection and expects a substantial rebate in rates too. Negotiations are underway for the sale of Lot 9001 which is the final asset recoverable from this security. Lot 9001 is vacant land without roads or services.

Garden Estates Hackham & Garden Estates Christies

The remaining units in the two senior living estates have been sold in line with book value and the prices received for all previous AAMF sales. In addition, AAMF's outstanding claim against SCV Manager Pty Ltd arising from deficiencies alleged in the management of both Estates was settled prior to trial. The settlement sum has been collected and formed part of the redemption sum paid on 13 July 2021.

Red Boxer Investments Pty Ltd

All loan principal and interest has been recovered.

434 Safety Bay Road Guarantor Claim

These proceedings continue to be pursued in the Supreme Court of Western Australia. A Defence is yet to be filed. Settlement overtures by AAMF have been rebuffed to date.

85000 - Income Tax Payable/Refundable

2021 Financial Year

Preparer Kelly Fu

Reviewer Kelly Fu

Status Completed

Account Code	Description	CY Balance	LY Balance	Change
85000	Income Tax Payable/Refundable	\$441.04	\$572.04	(22.9)%
TOTAL		CY Balance	LY Balance	
		\$441.04	\$572.04	

Supporting Documents

- Non Deductible Expense Reconciliation [Report](#)
- Tax Reconciliation Report [Report](#)
- Statement of Taxable Income [Report](#)
- Exempt Pension Reconciliation [Report](#)
- 85000 - ATO ICA, ITA 2021.pdf

Standard Checklist

- Attach Actuarial Certificate (if applicable)
- Attach any other Tax reconciliations
- Attach copy of Exempt Pension Reconciliation (if applicable)
- Attach copy of Non Deductible Expense Reconciliation (if applicable)
- Attach copy of Statement of Taxable Income
- Attach copy of Tax Reconciliation Report
- Confirm Transactions in ATO Portal

Notes

Kelly Fu

Note

2020 tax \$249.19 + 2021 tax \$191.85 = \$441.04

17/01/2023 17:36

Barbaro Superannuation Fund**Exempt Current Pension Income Reconciliation**

For The Period 01 July 2020 - 30 June 2021

	Date	Account Code	Account Description	Taxable Amount	Actuary/Pool %	Exempt Amount
Segment - 01 July 2020 to 30 June 2021						
Label B						
	07/07/2020	28000/GRAHAMST	19-23 Graham Street	1,154.00		
	14/07/2020	28000/GRAHAMST	19-23 Graham Street	1,154.00		
	21/07/2020	28000/GRAHAMST	19-23 Graham Street	1,154.00		
	28/07/2020	28000/GRAHAMST	19-23 Graham Street	1,154.00		
	04/08/2020	28000/GRAHAMST	19-23 Graham Street	1,154.00		
	11/08/2020	28000/GRAHAMST	19-23 Graham Street	1,154.00		
	18/08/2020	28000/GRAHAMST	19-23 Graham Street	1,154.00		
	25/08/2020	28000/GRAHAMST	19-23 Graham Street	1,154.00		
	01/09/2020	28000/GRAHAMST	19-23 Graham Street	1,154.00		
	08/09/2020	28000/GRAHAMST	19-23 Graham Street	1,154.00		
	15/09/2020	28000/GRAHAMST	19-23 Graham Street	1,154.00		
	22/09/2020	28000/GRAHAMST	19-23 Graham Street	1,154.00		
	29/09/2020	28000/GRAHAMST	19-23 Graham Street	1,154.00		
	06/10/2020	28000/GRAHAMST	19-23 Graham Street	1,154.00		
	13/10/2020	28000/GRAHAMST	19-23 Graham Street	1,154.00		
	20/10/2020	28000/GRAHAMST	19-23 Graham Street	1,154.00		
			Total	18,464.00	100.000 %	18,464.00
Label C						
	31/07/2020	25000/WBC2623	Westpac Cash Management Account	0.04		
	31/08/2020	25000/WBC2623	Westpac Cash Management Account	0.07		
	01/09/2020	25000/NABTD3403	NAB Term Deposit ***3403	104.11		

Barbaro Superannuation Fund**Exempt Current Pension Income Reconciliation**

For The Period 01 July 2020 - 30 June 2021

	Date	Account Code	Account Description	Taxable Amount	Actuary/Pool %	Exempt Amount
Label C						
	30/09/2020	25000/WBC2623	Westpac Cash Management Account	0.23		
	21/10/2020	25000/WBC2623	Westpac Cash Management Account	0.18		
			Total	104.63	100.000 %	104.63
Label D1						
	30/06/2021	23800/SFY.AX	SPDR S & P/ASX 50 Fund	13.55		
			Total	13.55	100.000 %	13.55
Label K						
	31/03/2021	23900/BEN.AX	Bendigo And Adelaide Bank Limited	12.88		
			Total	12.88	100.000 %	12.88
Label L						
	31/03/2021	23900/BEN.AX	Bendigo And Adelaide Bank Limited	5.52		
			Total	5.52	100.000 %	5.52
Label M						
	30/06/2021	23800/SFY.AX	SPDR S & P/ASX 50 Fund	657.24		
			Total	657.24	100.000 %	657.24
					Total Segment ECPI *	19,257.82

Barbaro Superannuation Fund

Exempt Current Pension Income Reconciliation

For The Period 01 July 2020 - 30 June 2021

Date	Account Code	Account Description	Taxable Amount	Actuary/Pool %	Exempt Amount
				SMSF Annual Return Rounding	2.82
				Total ECPI	19,255.00

* Total Segment ECPI does not include ECPI amounts from Label A. The total ECPI from Label A is shown separately at the start of the report.

Barbaro Superannuation Fund

Pension Non Deductible Expense Report

For The Period 01 July 2020 - 30 June 2021

	Date	Account Code	Account Description	Amount	Expense %	Deductible	Non Deductible
Segment - 01 July 2020 to 30 June 2021							
Label E							
Deemed Segregated							
	30/06/2021	33400/BARBSF_OLYMPICS	Olympic Shed Materials	53.75			
			Total	53.75	100.000 %	0.00	53.75
Label H							
Deemed Segregated							
	30/06/2021	30700	Auditor's Remuneration	1,320.00			
			Total	1,320.00	100.000 %	0.00	1,320.00
Label I							
Deemed Segregated							
	19/08/2020	44800	Rates & Taxes	181.08			
	27/08/2020	44800	Rates & Taxes	344.30			
	11/09/2020	44800	Rates & Taxes	226.65			
	10/08/2020	44800	Rates & Taxes	69.10			
	08/10/2020	44800	Rates & Taxes	63.00			
	06/08/2020	44800	Rates & Taxes	420.29			
	27/08/2020	44800	Rates & Taxes	67.85			
	10/09/2020	44800	Rates & Taxes	420.25			
	10/09/2020	44800	Rates & Taxes	140.29			

Barbaro Superannuation Fund

Pension Non Deductible Expense Report

For The Period 01 July 2020 - 30 June 2021

	Date	Account Code	Account Description	Amount	Expense %	Deductible	Non Deductible
Label I							
Deemed Segregated							
	10/09/2020	44800	Rates & Taxes	110.38			
	03/07/2020	44800	Rates & Taxes	619.95			
	15/09/2020	44800	Rates & Taxes	102.10			
	06/08/2020	44800	Rates & Taxes	1,512.74			
	15/09/2020	44800	Rates & Taxes	119.60			
	16/10/2020	44800	Rates & Taxes	526.30			
	27/08/2020	44800	Rates & Taxes	67.85			
	16/10/2020	44800	Rates & Taxes	11.12			
	30/09/2020	44800	Rates & Taxes	109.65			
	10/09/2020	44800	Rates & Taxes	226.65			
	30/06/2021	44800	Rates & Taxes	(1,357.55)			
			Total	3,981.60	100.000 %	0.00	3,981.60
Label J							
Deemed Segregated							
	30/06/2021	30100	Accountancy Fees	3,520.00			
			Total	3,520.00	100.000 %	0.00	3,520.00
Deemed Segregated							
	15/07/2020	30400	ATO Supervisory Levy	259.00			
			Total	259.00	0.000 %	0.00	259.00

Barbaro Superannuation Fund

Pension Non Deductible Expense Report

For The Period 01 July 2020 - 30 June 2021

	Date	Account Code	Account Description	Amount	Expense %	Deductible	Non Deductible
Label J							
Label Total						0.00	3,779.00
Label L							
Deemed Segregated							
	16/10/2020	40500/BARBAR00003P	(Members Expenses) Barbaro, Barbara - Pension (Pension)	72.35			
	02/10/2020	40500/BARJOE00003P	(Members Expenses) Barbaro, Joe - Pension (Pension)	880.00			
	10/09/2020	40500/BARBAR00003P	(Members Expenses) Barbaro, Barbara - Pension (Pension)	34.67			
	16/10/2020	40500/BARBAR00003P	(Members Expenses) Barbaro, Barbara - Pension (Pension)	168.26			
	27/08/2020	40500/BARBAR00003P	(Members Expenses) Barbaro, Barbara - Pension (Pension)	380.00			
	24/09/2020	40500/BARBAR00003P	(Members Expenses) Barbaro, Barbara - Pension (Pension)	200.00			
	10/09/2020	40500/BARBAR00003P	(Members Expenses) Barbaro, Barbara - Pension (Pension)	349.94			
	15/09/2020	40500/BARBAR00003P	(Members Expenses) Barbaro, Barbara - Pension (Pension)	231.12			
	15/09/2020	40500/BARBAR00003P	(Members Expenses) Barbaro, Barbara - Pension (Pension)	161.35			
	16/10/2020	40500/BARBAR00003P	(Members Expenses) Barbaro, Barbara - Pension (Pension)	130.31			
			Total	2,608.00	0.000 %	0.00	2,608.00
Total Segment Expenses						0.00	11,742.35
Total Expenses *						0.00	11,742.35

* General expense percentage - 100.000 %

* Investment expense percentage - 100.000 %

Barbaro Superannuation Fund

Statement of Taxable Income

For the year ended 30 June 2021

	2021
	\$
Benefits accrued as a result of operations	28,300.30
Less	
Exempt current pension income	19,255.00
Realised Accounting Capital Gains	116,688.10
Accounting Trust Distributions	530.85
	<hr/> 136,473.95
Add	
Decrease in MV of investments	95,757.81
SMSF non deductible expenses	11,741.00
Franking Credits	191.85
Foreign Credits	0.01
Taxable Trust Distributions	470.91
Distributed Foreign income	13.54
	<hr/> 108,175.12
SMSF Annual Return Rounding	(1.47)
	<hr/> 0.00
Taxable Income or Loss	<hr/> 0.00
Income Tax on Taxable Income or Loss	0.00
Less	
Franking Credits	191.85
	<hr/>
CURRENT TAX OR REFUND	<hr/> (191.85)
Supervisory Levy	259.00
	<hr/>
AMOUNT DUE OR REFUNDABLE	<hr/> 67.15

Barbaro Superannuation Fund

Tax Reconciliation Report

For the year ended 30 June 2021

Tax Return Label	Date	Account Code	Account Name	Amount \$
E2 - Expenses - Decline in value of depreciating assets non deductible				
	30/06/2021	33400/BARBSF_OLYMPIC	Olympic Shed Materials	53.75
			SHEDMA	
Sub-Total				53.75
Ignore Cents				0.75
Total				53.00
H2 - Expenses - SMSF auditor fee non deductible				
	30/06/2021	30700	Auditor's Remuneration	1,320.00
Sub-Total				1,320.00
Ignore Cents				0.00
Total				1,320.00
I2 - Expenses - Investment expenses non deductible				
	06/08/2020	44800	Rates & Taxes	420.29
	06/08/2020	44800	Rates & Taxes	1,512.74
	10/08/2020	44800	Rates & Taxes	69.10
	19/08/2020	44800	Rates & Taxes	181.08
	27/08/2020	44800	Rates & Taxes	67.85
	27/08/2020	44800	Rates & Taxes	344.30
	27/08/2020	44800	Rates & Taxes	67.85
	10/09/2020	44800	Rates & Taxes	140.29
	10/09/2020	44800	Rates & Taxes	110.38
	10/09/2020	44800	Rates & Taxes	420.25
	10/09/2020	44800	Rates & Taxes	226.65
	11/09/2020	44800	Rates & Taxes	226.65
	15/09/2020	44800	Rates & Taxes	102.10
	15/09/2020	44800	Rates & Taxes	119.60
	30/09/2020	44800	Rates & Taxes	109.65
	08/10/2020	44800	Rates & Taxes	63.00
	16/10/2020	44800	Rates & Taxes	526.30
	03/07/2020	44800	Rates & Taxes	619.95
	16/10/2020	44800	Rates & Taxes	11.12
	30/06/2021	44800	Rates & Taxes	(1,357.55)
Sub-Total				3,981.60
Ignore Cents				0.60
Total				3,981.00
J2 - Expenses - Management and administration expenses non deductible				
	15/07/2020	30400	ATO Supervisory Levy	259.00
	30/06/2021	30100	Accountancy Fees	3,520.00
Sub-Total				3,779.00
Ignore Cents				0.00
Total				3,779.00
L2 - Expenses - Other amounts (Non-deductible)				
	02/10/2020	40500/BARJOE00003P	(Members Expenses) Barbaro, Joe -	880.00

Barbaro Superannuation Fund

Tax Reconciliation Report

For the year ended 30 June 2021

Tax Return Label	Date	Account Code	Account Name	Amount \$
L2 - Expenses - Other amounts (Non-deductible)				
			Pension (Pension)	
	27/08/2020	40500/BARBAR00003P	(Members Expenses) Barbaro, Barbara - Pension (Pension)	380.00
	10/09/2020	40500/BARBAR00003P	(Members Expenses) Barbaro, Barbara - Pension (Pension)	349.94
	10/09/2020	40500/BARBAR00003P	(Members Expenses) Barbaro, Barbara - Pension (Pension)	34.67
	15/09/2020	40500/BARBAR00003P	(Members Expenses) Barbaro, Barbara - Pension (Pension)	231.12
	15/09/2020	40500/BARBAR00003P	(Members Expenses) Barbaro, Barbara - Pension (Pension)	161.35
	24/09/2020	40500/BARBAR00003P	(Members Expenses) Barbaro, Barbara - Pension (Pension)	200.00
	16/10/2020	40500/BARBAR00003P	(Members Expenses) Barbaro, Barbara - Pension (Pension)	72.35
	16/10/2020	40500/BARBAR00003P	(Members Expenses) Barbaro, Barbara - Pension (Pension)	130.31
	16/10/2020	40500/BARBAR00003P	(Members Expenses) Barbaro, Barbara - Pension (Pension)	168.26
Sub-Total				2,608.00
Ignore Cents				0.00
Total				2,608.00
Y - TOTAL NON DEDUCTIBLE EXPENSES				
				11,741.00
Sub-Total				11,741.00
Ignore Cents				0.00
Total				11,741.00
Z - TOTAL SMSF EXPENSES				
				11,741.00
Sub-Total				11,741.00
Ignore Cents				0.00
Total				11,741.00
C1 - Foreign income tax offset				
	30/06/2021	23800/SFY.AX	SPDR S & P/ASX 50 Fund Adjustment	0.01 (0.01)
Sub-Total				0.00
Ignore Cents				0.00
Total				0.00
E1 - Complying fund's franking credits tax offset				
	31/03/2021	23900/BEN.AX	Bendigo And Adelaide Bank Limited	5.52
	30/06/2021	23800/SFY.AX	SPDR S & P/ASX 50 Fund	186.33
Sub-Total				191.85
Ignore Cents				0.00
Total				191.85
E - Refundable tax offsets				
				191.85

Barbaro Superannuation Fund
Tax Reconciliation Report

For the year ended 30 June 2021

Tax Return Label	Date	Account Code	Account Name	Amount
<hr/>				\$
E - Refundable tax offsets				
Sub-Total				191.85
Ignore Cents				0.00
Total				191.85
<hr/>				
I - Remainder of refundable tax offsets				
				191.85
Sub-Total				191.85
Ignore Cents				0.00
Total				191.85
<hr/>				
L - Supervisory levy				
				259.00
Sub-Total				259.00
Ignore Cents				0.00
Total				259.00
<hr/>				
S - AMOUNT DUE OR REFUNDABLE				
				67.15
Sub-Total				67.15
Ignore Cents				0.00
Total				67.15



Australian Government
Australian Taxation Office

Agent PDK FINANCIAL SYNERGY PTY LTD
Client THE TRUSTEE FOR BARBARO SUPERANNUATION FUND
ABN 89 350 400 873
TFN 99 234 537

Income tax 551

Date generated	23 January 2023
Overdue	\$9.81 DR
Not yet due	\$0.00
Balance	\$9.81 DR

Transactions

2 results found - from **01 July 2020** to **01 October 2021** sorted by **processed date** ordered **newest to oldest**

Processed date	Effective date	Description	Debit (DR)	Credit (CR)	Balance
1 Jul 2021	1 Jul 2021	General interest charge			\$9.81 DR
30 Jun 2021	17 May 2021	Tax return Self Man Superfund - Income Tax for the period from 01 Jul 19 to 30 Jun 20	\$9.81		\$9.81 DR



Australian Government
Australian Taxation Office

Agent PDK FINANCIAL SYNERGY PTY LTD
Client THE TRUSTEE FOR BARBARO SUPERANNUATION FUND
ABN 89 350 400 873
TFN 99 234 537

Activity statement 001

Date generated	23 January 2023
Overdue	\$0.00
Not yet due	\$0.00
Balance	\$0.00

Transactions

0 results found - from **01 July 2020** to **01 October 2021** sorted by **processed date** ordered **newest to oldest**

88000 - Sundry Creditors

2021 Financial Year

Preparer Kelly Fu

Reviewer Kelly Fu

Status Completed

Account Code	Description	CY Balance	LY Balance	Change
88000	Sundry Creditors	(\$155,099.65)		100%
TOTAL		CY Balance	LY Balance	
		(\$155,099.65)		

Supporting Documents

- General Ledger [Report](#)

Standard Checklist

- Attach all source documentation and confirmations of Liability

Notes

Kelly Fu

Note

17/01/2023 17:33

This is internal loan account, which is fully offset against each other by Barbaro SF, J Barbaro & Son Staff SF and FSM SF.

Barbaro Superannuation Fund

General Ledger

As at 30 June 2021

Transaction Date	Description	Units	Debit	Credit	Balance \$
Sundry Creditors (88000)					
Sundry Creditors (88000)					
30/06/2021	consolidations			156,457.20	156,457.20 CR
30/06/2021	rent expenses reconciliation		1,357.55		155,099.65 CR
			1,357.55	156,457.20	155,099.65 CR

Total Debits: 1,357.55

Total Credits: 156,457.20

88501 - Other Creditors

2021 Financial Year

Preparer Kelly Fu

Reviewer Kelly Fu

Status Completed

Account Code	Description	CY Balance	LY Balance	Change
88501	Other Creditors	(\$4,840.00)		100%
TOTAL		CY Balance	LY Balance	
		(\$4,840.00)		

Supporting Documents

- General Ledger [Report](#)
- 30700 - Auditing fee paid 2021.pdf
- 30100 - Accounting fee paid 2021.pdf

Standard Checklist

- Attach all source documentation and confirmations of Liability

Barbaro Superannuation Fund

General Ledger

As at 30 June 2021

Transaction Date	Description	Units	Debit	Credit	Balance \$
Other Creditors (88501)					
<u>Other Creditors (88501)</u>					
30/06/2021	2020 accounting fee and auditing paid 17/9/2021			4,840.00	4,840.00 CR
				4,840.00	4,840.00 CR

Total Debits: 0.00

Total Credits: 4,840.00

TAX INVOICE

Invoice Date 30 June 2021

Invoice No. 42907

Client Code BARBSF

Barbaro Superannuation Fund
19-23 Graham Street
WINGFIELD SA 5013

To our Professional Fees and Charges in attending to the following :-

Preparation of Financial Statements and Statutory Minutes for the Barbaro Superannuation Fund for the year ended 30 June 2020.

Preparation and lodgement of Fund Income Tax Return for the Barbaro Superannuation Fund for the year ended 30 June 2020 including schedules as required.

Processing of property transactions for Revenue and Expenses in relevant proportion for commercial property.

Processing and calculation of pension accounts for 2020.

Preparation and lodgement of Super Transfer Balance Account Report (TBAR) as of 1 July 2018 per new reporting obligations.

Resolving all queries as necessary.

Additional work on processing deceased Trustees and Members within SMSF.

Work on cost base and capital gain on sale of 3 Davis Street Property based on ownership percentage.

Our Fee Total	3,200.00
Plus: GST	320.00
TOTAL FEE	\$3,520.00



Remittance Advice - Please return with your payment

Payment required within Fourteen (14) Days from date of Invoice

Invoice Due Date - 14 July 2021

Please forward cheques to:

PDK Financial Synergy P/L
PO Box 3685
ADELAIDE SA 5000

Credit Card: Mastercard/Visa (Please circle)

Card No:

Expires: ____ / ____

For Direct Deposit:

BSB: 035-000
Account No: 683075

Name on Card: _____

Signature: _____

Client Code: BARBSF

Invoice No: 42907 Amount Due: \$3,520.00 Amount Paid: \$ _____

Liability limited by a scheme approved under Professional Standards Legislation

TAX INVOICE

Invoice Date 30 June 2021

Invoice No. 42906

Client Code BARBSF

Barbaro Superannuation Fund
19-23 Graham Street
WINGFIELD SA 5013

To our Professional Fees and Charges in attending to the following :-

Annual audit of the records, financial statements and tax return of the Barbaro Superannuation Fund for the year ended 30 June 2020 as required under SIS Regulations.

Preparation of Audit Report.

Review of statutory minute book documentation for history of fund per requirements under SIS Legislation.

Resolve audit queries in regards to Rental Properties and Debtors/Creditors etc.

Minutes and explanations on SMSF status and plans as both Trustees and Members deceased.

Our Fee Total	1,200.00
Plus: GST	120.00
TOTAL FEE	\$1,320.00

Remittance Advice - Please return with your payment

Payment required within Fourteen (14) Days from date of Invoice

Invoice Due Date - 14 July 2021

Please forward cheques to:

PDK Financial Synergy P/L
PO Box 3685
ADELAIDE SA 5000

Credit Card: Mastercard/Visa (Please circle)

Card No:

Expires: ____ / ____

For Direct Deposit:

BSB: 035-000
Account No: 683075

Name on Card: _____

Signature: _____

Client Code: BARBSF

Invoice No: 42906

Amount Due: \$1,320.00

Amount Paid: \$ _____

Liability limited by a scheme approved under Professional Standards Legislation

A - Financial Statements

2021 Financial Year

Preparer Kelly Fu

Reviewer Kelly Fu

Status N/A - Not Applicable

Supporting Documents

No supporting documents

Standard Checklist

- Attach copy of Financial Statements
- Attach copy of SMSF Annual Return

B - Permanent Documents

2021 Financial Year

Preparer Kelly Fu

Reviewer Kelly Fu

Status N/A - Not Applicable

Supporting Documents

- Fund Summary Report Report

Standard Checklist

- Attach latest copy of ASIC annual company statement (if corporate trustee)
- Ensure latest copies of ATO Trustee Declarations and ATO confirmation that the fund is a regulated fund is attached.
- Ensure latest copies of trustee consents, member consents and registers are attached
- Ensure latest copy of trust deed (including amendments) are attached
- Use [Australian Business Register](#) to ensure details are correct
- Use [Super Fund Lookup](#) to check the eligibility to receive rollovers and contributions

Barbaro Superannuation Fund

Fund Summary Report

As at 30 June 2021

Fund Details

Date Formed: 07/04/1997

Tax File Number: Provided

ABN: 89350400873

Period: 01/07/2020 - 30/06/2021

Fund Type: SMSF

GST Registered: No

Postal Address:

3 Seville Avenue
Para Hills, South Australia 5096

Physical Address:

3 Seville Avenue
Para Hills, South Australia 5096

Members

Number of Members: 2

Name	Age	Member Accounts	Pension Accounts	Tax File Number	Beneficiary Details
Barbaro, Joe	81	1	1	Provided	Not Provided
Barbaro, Barbara	77	1	1	Provided	Not Provided

Fund Relationships

Relationship Type	Contact
Auditor	Boys, Anthony William
Fund Contact	Barbaro, Anthony John
Tax Agent	PDK Financial Synergy Pty Ltd
Trustee	Barbaro, Anthony John
Trustee	Gabbusch, Donna Marie

C - Other Documents

2021 Financial Year

Preparer Kelly Fu

Reviewer Kelly Fu

Status N/A - Not Applicable

Supporting Documents

No supporting documents

Standard Checklist

- Attach copy of any SOAs issued during the Financial Year
- Attach copy of Investment Strategy
- Attach signed Engagement Letter
- Attach signed Trustee Representation Letter
- Attach Trustee Minutes prepared during the year

D - Pension Documentation

2021 Financial Year

Preparer Kelly Fu

Reviewer Kelly Fu

Status N/A - Not Applicable

Supporting Documents

- Transfer Balance Account Summary [Report](#)

Standard Checklist

- Attach Actuarial Certificate
- Attach documentation supporting any pensions commenced during the financial year
- Attach documentation supporting any pensions commuted during the financial year
- Ensure correct Transfer Balance Account Reports have been lodged with the ATO

Barbaro Superannuation Fund

Transfer Balance Account Summary

For The Period 01 July 2020 - 30 June 2021

Member	Pension Type	Date	Lodgment Date	Transaction Type	Event Type	Debit	Credit	Balance	Cap Limit	Remaining Cap
Barbara Barbaro	Below Cap	01/07/2020		Opening Balance				786,328.89	1,600,000.00	813,671.11
Joe Barbaro	Below Cap	01/07/2020		Opening Balance				596,186.54	1,600,000.00	1,003,813.46

E - Estate Planning

2021 Financial Year

Preparer Kelly Fu

Reviewer Kelly Fu

Status N/A - Not Applicable

Supporting Documents

No supporting documents

Standard Checklist

- Attach Death Benefit Nominations (if applicable)
- Attach Life Insurance Policies (if applicable)
- Attach Reversionary Pension documentation (if applicable)
- Attach SMSF Will (if applicable)
- Review current Estate planning to ensure it matches wishes of members