
FOAMCREST SUPERANNUATION

Reports

Table of Contents

Report Name

Fund Details Report

Trial Balance

General Ledger Audit Trail Report

Bank Account Movement Report

Investment Summary Report

Investment Movement and Returns Report

Investment Allocation

Foreign Cash Reconciliation

Statement of Taxable Income Report

Foreign Income and Expenses Worksheet

Tax Accounting Reconciliation

Realised Capital Gains Report

Unrealised Capital Gains Report

FOAMCREST SUPERANNUATION

Fund Details Report

Fund Details

Fund Start Date	23 May 1990
Fund Code	FOAMCRE
Name	FOAMCREST SUPERANNUATION
Previous Name	
Legal Type	SMSF
Is Resident	True
ABN	58 175 580 286
TFN	99836881
SFN	
RSE Registration Number	
RSE Effective Date	

Fund Contact Details

Phone	0299719972
Fax	
Email	info@armstrongadvisory.com.au
URL	
Use Physical Address for Mailing	False

Physical Address

Line 1	65 Avalon Parade
Line 2	
Line 3	
Suburb	AVALON
State	NSW
Postcode	2107
Validate Address	False

Mailing Address

Addressee	
Line 1	Suite 201
Line 2	30 Fisher Road
Line 3	
Suburb	DEE WHY
State	NSW
Postcode	2099
Validate Address	False

Trust Deeds

Deed Date	23 May 1990	Date Printed	
Jurisdiction	NSW	Deed Type	Establishment
Trustee Name	Foamcrest Superannuation Trust Fund		
Deed Source	Not Supplied		
Comments			

FOAMCREST SUPERANNUATION

Fund Details Report

Fund Investment Returns

Financial Year	Rate Of Return
2021	Not Recorded
2020	Not Recorded
2019	Not Recorded
2018	Not Recorded
2017	Not Recorded
2016	Not Recorded
2015	Not Recorded
2014	Not Recorded
2013	Not Recorded
2012	Not Recorded
2011	Not Recorded
2010	Not Recorded
2009	Not Recorded
2008	Not Recorded
2007	Not Recorded
2006	Not Recorded
2005	Not Recorded
2004	Not Recorded
2003	Not Recorded
2002	Not Recorded
2001	Not Recorded
2000	Not Recorded
1999	Not Recorded
1998	Not Recorded
1997	Not Recorded
1996	Not Recorded
1995	Not Recorded
1994	Not Recorded
1993	Not Recorded
1992	Not Recorded
1991	Not Recorded
1990	Not Recorded

FOAMCREST SUPERANNUATION

Fund Details Report

Fund Settings

Annual Return Address Default	Fund
Fund Policy	
Fund Policy Start Date	
Fund Policy End Date	
GST	
GST Status	Non-Registered
GST Status Date	
GST Tax Period	
Pensions	
Segregate for Pension Purposes	
Pension Exempt % (Actuarial)	
Pension Exempt % (Expenses)	
Tax Effect Accounting	
Use Tax Effect Accounting	False
Capital Loss Provision %	0.00%
Income Loss Provision %	0.00%
Unrealised Gains Provision %	0.00%

Holding References

Reference	
Reference Type	
Start Date	
End Date	
Enabled	False

Bank Accounts

Code and Description	CBA.BACCT - CBA Bank Account
Account Type	Bank Account
BSB	062-211
Account Number	10108898
Account Name	Janette Wiseman ATF FOAMCREST SUPERANNUATION
Operational Account	True
Holding Reference Type	
Holding Reference	
In-House Asset	False

FOAMCREST SUPERANNUATION

Fund Details Report

Investment Accounts

Code and Description	ANZ - Australia And New Zealand Banking Group Limited
-----------------------------	--

Holding Reference Type	
------------------------	--

Holding Reference	
-------------------	--

Security Issue Code	ANZ
---------------------	-----

Market Type Code	LM
------------------	----

Unlisted Security Type Code	
-----------------------------	--

In-House Asset	False
----------------	-------

Code and Description	BKL - Blackmores Limited
-----------------------------	---------------------------------

Holding Reference Type	
------------------------	--

Holding Reference	
-------------------	--

Security Issue Code	BKL
---------------------	-----

Market Type Code	LM
------------------	----

Unlisted Security Type Code	
-----------------------------	--

In-House Asset	False
----------------	-------

Code and Description	BLD - Boral Limited.
-----------------------------	-----------------------------

Holding Reference Type	
------------------------	--

Holding Reference	
-------------------	--

Security Issue Code	BLD
---------------------	-----

Market Type Code	LM
------------------	----

Unlisted Security Type Code	
-----------------------------	--

In-House Asset	False
----------------	-------

Code and Description	CBA - Commonwealth Bank Of Australia.
-----------------------------	--

Holding Reference Type	
------------------------	--

Holding Reference	
-------------------	--

Security Issue Code	CBA
---------------------	-----

Market Type Code	LM
------------------	----

Unlisted Security Type Code	
-----------------------------	--

In-House Asset	False
----------------	-------

Code and Description	DOW - Downer Edi Limited
-----------------------------	---------------------------------

Holding Reference Type	
------------------------	--

Holding Reference	
-------------------	--

Security Issue Code	DOW
---------------------	-----

Market Type Code	LM
------------------	----

Unlisted Security Type Code	
-----------------------------	--

In-House Asset	False
----------------	-------

Code and Description	IAG - Insurance Australia Group Limited
-----------------------------	--

Holding Reference Type	
------------------------	--

Holding Reference	
-------------------	--

Security Issue Code	IAG
---------------------	-----

Market Type Code	LM
------------------	----

Unlisted Security Type Code	
-----------------------------	--

In-House Asset	False
----------------	-------

Code and Description	IBM - International Base Metals Limited
-----------------------------	--

FOAMCREST SUPERANNUATION**Fund Details Report**

Holding Reference Type	
Holding Reference	
Security Issue Code	IBM
Market Type Code	LM
Unlisted Security Type Code	
In-House Asset	False
Code and Description	IMB - IMB LTD
Holding Reference Type	
Holding Reference	
Security Issue Code	IMB
Market Type Code	UN
Unlisted Security Type Code	UnlistedCompany
In-House Asset	False
Code and Description	NAB - National Australia Bank Limited
Holding Reference Type	
Holding Reference	
Security Issue Code	NAB
Market Type Code	LM
Unlisted Security Type Code	
In-House Asset	False
Code and Description	ORG - Origin Energy Limited
Holding Reference Type	
Holding Reference	
Security Issue Code	ORG
Market Type Code	LM
Unlisted Security Type Code	
In-House Asset	False
Code and Description	QAN - Qantas Airways Limited
Holding Reference Type	
Holding Reference	
Security Issue Code	QAN
Market Type Code	LM
Unlisted Security Type Code	
In-House Asset	False
Code and Description	SGM - Sims Limited
Holding Reference Type	
Holding Reference	
Security Issue Code	SGM
Market Type Code	LM
Unlisted Security Type Code	
In-House Asset	False
Code and Description	TLS - Telstra Corporation Limited.
Holding Reference Type	
Holding Reference	
Security Issue Code	TLS
Market Type Code	LM
Unlisted Security Type Code	
In-House Asset	False

FOAMCREST SUPERANNUATION

Fund Details Report

Code and Description	VUK - Virgin Money Uk PLC - Cdi 1:1 Foreign Exempt Lse
Holding Reference Type	
Holding Reference	
Security Issue Code	VUK
Market Type Code	LM
Unlisted Security Type Code	
In-House Asset	False

Code and Description	WBC - Westpac Banking Corporation
Holding Reference Type	
Holding Reference	
Security Issue Code	WBC
Market Type Code	LM
Unlisted Security Type Code	
In-House Asset	False

FOAMCREST SUPERANNUATION

Fund Details Report

Member Details

Member Number	1
Title	MRS
First Name	Janette
Middle Names	Evelyn
Family Name	Wiseman
Gender	Female
Date of Birth	10 January 1944
Date of Death	
Preferred Salutation	
Preferred Name	

Contact Details

Preferred Voice Contact	Work
Preferred Written Contact	MailingAddress
Home Phone	
Work Phone	0299719972
Mobile	
Fax	
Direct	
Email	
Use Physical Address for Mailing	False

Physical Address

Line 1	65 Avalon Parade
Line 2	
Line 3	
Suburb	AVALON
State	NSW
Postcode	2107
Validate Address	False

Mailing Address

Addressee	
Line 1	Suite 201
Line 2	30 Fisher Road
Line 3	
Suburb	DEE WHY
State	NSW
Postcode	2099
Validate Address	False

Member Details

Join Fund Date	23 May 1990
Leave Fund Date	
ESP Start Date	23 May 1990
Australian Resident	True
TFN	144311765
Claim Tax Free Threshold	False
Death Sum Insured	
TPD Sum Insured	
Salary Continuance Sum Insured	

Pension Accounts

FOAMCREST SUPERANNUATION

Fund Details Report

Pension Account Name	ABP1
Pension Type	AccountBased
Start Date	30 June 2011
Crystallisation Date	30 June 2011

Pension Accounts

Pension Account Name	ABP2
Pension Type	AccountBased
Start Date	1 July 2018
Crystallisation Date	1 July 2018

Pension Accounts

Pension Account Name	New Pension Account
Pension Type	AccountBased
Start Date	1 July 2018
Crystallisation Date	1 July 2018

FOAMCREST SUPERANNUATION

Fund Details Report

Non Member Trustee Details

Title	Mr
First Name	Richard
Middle Names	John
Family Name	Wiseman
Gender	
Preferred Salutation	
Preferred Name	
Former Name	
Job Title	
Date of Birth	19/06/1969
TFN	144301350

Contact Details

Preferred Voice Contact	Work
Preferred Written Contact	MailingAddress
Home Phone	
Work Phone	0299719972
Mobile	
Fax	
Direct	
Email	
Use Physical Address for Mailing	False

Physical Address

Line 1	63 Marine Parade
Line 2	
Line 3	
Suburb	AVALON
State	NSW
Postcode	2107
Validate Address	False

Mailing Address

Addressee	
Line 1	Suite 201
Line 2	30 Fisher Road
Line 3	
Suburb	DEE WHY
State	NSW
Postcode	2099
Validate Address	False

FOAMCREST SUPERANNUATION

Detailed Trial Balance as at 30 June 2019

Prior Year		Description	Current Year		
Debits	Credits		Quantity	Debits	Credits
		INCOME			
		Contributions - Member			
-	25,000.00	Personal Concessional		-	-
-	45,000.00	Personal Non-Concessional		-	-
-	37,241.60	Dividends			
		Dividends - Shares in Listed Companies			
-	-	Australia And New Zealand Banking Group Limited		-	11,020.57
-	-	Blackmores Limited		-	2,178.57
-	-	Boral Limited.		-	163.93
-	-	Commonwealth Bank Of Australia.		-	10,098.51
-	-	Downer Edi Limited		-	286.62
-	-	Insurance Australia Group Limited		-	441.93
-	-	National Australia Bank Limited		-	2,218.70
-	-	Origin Energy Limited		-	144.00
-	-	Qantas Airways Limited		-	1,053.17
-	-	Sims Limited		-	662.50
-	-	Telstra Corporation Limited.		-	271.43
-	-	Virgin Money Uk PLC - Cdi 1:1 Foreign Exempt Lse		-	8.69
-	-	Westpac Banking Corporation		-	14,849.31
		Dividends - Shares in Unlisted Companies			
-	-	IMB LTD		-	773.04
-	642.62	Interest		-	-

EXPENSE

FOAMCREST SUPERANNUATION

Detailed Trial Balance as at 30 June 2019

Prior Year		Description	Current Year		
Debits	Credits		Quantity	Debits	Credits
-	-	Pensions Paid - Mrs Janette Wiseman ABP1		80,000.00	-
300.00	-	Auditor Fee		-	-
120.00	-	Bank Fees			
-	-	Bank Fees - Cash At Bank CBA Bank Account		120.00	-
259.00	-	SMSF Supervisory Levy		259.00	-
-	-	Decrease in Market Value - Shares in Listed Companies			
-	-	Australia And New Zealand Banking Group Limited		3,629.60	-
-	-	Blackmores Limited		26,295.00	-
-	-	Boral Limited.		705.00	-
-	-	Commonwealth Bank Of Australia.		-	17,026.31
-	-	Downer Edi Limited		-	118.02
-	-	Insurance Australia Group Limited		219.26	-
-	-	National Australia Bank Limited		385.03	-
-	-	Origin Energy Limited		2,740.22	-
-	-	Qantas Airways Limited		4,597.08	-
-	-	Sims Limited		4,567.50	-
-	-	Telstra Corporation Limited.		-	1,230.00
-	-	Westpac Banking Corporation		3,464.84	-
3,750.00	-	INCOME TAX Income Tax Expense		-	-

PROFIT & LOSS CLEARING ACCOUNT

FOAMCREST SUPERANNUATION

Detailed Trial Balance as at 30 June 2019

Prior Year		Description	Current Year		
Debits	Credits		Quantity	Debits	Credits
103,455.22	-	Profit & Loss Clearing Account		-	64,437.23
ASSETS					
		Cash and Cash Equivalents			
5,000.00	-	NAB Income Securities	5,000.0000	5,000.00	-
Shares in Listed Companies					
138,093.60	-	Australia And New Zealand Banking Group Limited	5,040.0000	142,178.40	-
71,250.00	-	Blackmores Limited	500.0000	44,955.00	-
3,265.00	-	Boral Limited.	500.0000	2,560.00	-
117,757.92	-	Commonwealth Bank Of Australia.	1,713.0000	141,802.14	-
5,715.54	-	Downer Edi Limited	843.0000	5,833.56	-
7,088.43	-	Insurance Australia Group Limited	812.0000	6,707.12	-
19,598.15	-	National Australia Bank Limited	773.0000	20,654.56	-
10,110.24	-	Origin Energy Limited	1,022.0000	7,470.82	-
22,692.48	-	Qantas Airways Limited	3,351.0000	18,095.40	-
14,070.00	-	Sims Limited	875.0000	9,502.50	-
2,620.00	-	Telstra Corporation Limited.	1,000.0000	3,850.00	-
1,348.38	-	Virgin Money Uk PLC - Cdi 1:1 Foreign Exempt Lse	156.0000	1,348.38	-
107,999.80	-	Westpac Banking Corporation	3,686.0000	104,534.96	-
Shares in Unlisted Companies					
14,291.25	-	IMB LTD	2,775.0000	14,291.25	-
Cash At Bank					
70,258.03	-	CBA Bank Account		12,047.33	-
Current Tax Assets					
7,253.20	-	Income Tax Payable		-	1.80

FOAMCREST SUPERANNUATION

Detailed Trial Balance as at 30 June 2019

Prior Year		Description	Current Year		
Debits	Credits		Quantity	Debits	Credits
		Current Tax Assets - Franking Credits - Shares in Listed Companies			
-	-	Australia And New Zealand Banking Group Limited		3,306.17	-
-	-	Blackmores Limited		653.57	-
-	-	Boral Limited.		28.93	-
-	-	Commonwealth Bank Of Australia.		3,029.55	-
-	-	Downer Edi Limited		50.58	-
-	-	Insurance Australia Group Limited		132.58	-
-	-	National Australia Bank Limited		617.76	-
-	-	Origin Energy Limited		43.20	-
-	-	Qantas Airways Limited		315.95	-
-	-	Sims Limited		198.75	-
-	-	Telstra Corporation Limited.		81.43	-
-	-	Westpac Banking Corporation		4,454.79	-
		Current Tax Assets - Franking Credits - Shares in Unlisted Companies			
-	-	IMB LTD		231.91	-
LIABILITIES					
MEMBER ENTITLEMENTS					
		Mrs Janette Wiseman			
-	618,412.02	ABP1		-	553,974.79
<u>726,296.24</u>	<u>726,296.24</u>			<u>680,959.12</u>	<u>680,959.12</u>

FOAMCREST SUPERANNUATION
General Ledger Audit Trail
For the period from 1 July 2018 to 30 June 2019

Processed Date & User	Date	Description	State	Amount	
Income					
Investment Income · Dividends · Shares in Listed Companies · Australia And New Zealand Banking Group Limited					
15/03/2021	li@armstrongadvisory.com.au	2/07/2018	Investment Income	Accounted	5,432.00 Cr
15/03/2021	li@armstrongadvisory.com.au	18/12/2018	Investment Income	Accounted	5,588.57 Cr
Investment Income · Dividends · Shares in Listed Companies · Blackmores Limited					
15/03/2021	Transaction Rules	12/10/2018	BKL LTD	Accounted	1,107.14 Cr
15/03/2021	Transaction Rules	20/03/2019	DIRECT CREDIT BKL	Accounted	1,071.43 Cr
Investment Income · Dividends · Shares in Listed Companies · Boral Limited.					
12/03/2021	Transaction Rules - Modified by li@armstrongadvisory.com.au	2/10/2018	DIVIDEND BLD	Accounted	85.00 Cr
12/03/2021	Transaction Rules - Modified by li@armstrongadvisory.com.au	15/03/2019	DIVIDEND BLD ITM	Accounted	78.93 Cr
Investment Income · Dividends · Shares in Listed Companies · Commonwealth Bank Of Australia.					
15/03/2021	li@armstrongadvisory.com.au	28/09/2018	Investment Income	Accounted	5,332.80 Cr
15/03/2021	li@armstrongadvisory.com.au	28/03/2019	Investment Income	Accounted	4,765.71 Cr
Investment Income · Dividends · Shares in Listed Companies · Downer Edi Limited					
12/03/2021	Transaction Rules - Modified by li@armstrongadvisory.com.au	27/07/2018	DIVIDEND DOW	Accounted	143.31 Cr
12/03/2021	Transaction Rules - Modified by li@armstrongadvisory.com.au	20/03/2019	DIVIDEND DOW	Accounted	143.31 Cr
Investment Income · Dividends · Shares in Listed Companies · Insurance Australia Group Limited					
12/03/2021	Transaction Rules	27/07/2018	DIVIDEND IAG	Accounted	237.43 Cr
12/03/2021	Transaction Rules	26/11/2018	DIVIDEND IAG	Accounted	65.30 Cr
12/03/2021	Transaction Rules	20/03/2019	DIVIDEND IAG	Accounted	139.20 Cr
Investment Income · Dividends · Shares in Listed Companies · National Australia Bank Limited					
15/03/2021	li@armstrongadvisory.com.au	5/07/2018	Investment Income	Accounted	1,011.21 Cr
15/03/2021	li@armstrongadvisory.com.au	15/08/2018	NABHA	Accounted	39.69 Cr
15/03/2021	li@armstrongadvisory.com.au	15/11/2018	NABHA	Accounted	40.35 Cr
15/03/2021	li@armstrongadvisory.com.au	14/12/2018	Investment Income	Accounted	1,047.99 Cr
15/03/2021	li@armstrongadvisory.com.au	15/02/2019	NABHA	Accounted	40.20 Cr
15/03/2021	li@armstrongadvisory.com.au	15/05/2019	DIRECT CREDIT NABHA	Accounted	39.26 Cr
Investment Income · Dividends · Shares in Listed Companies · Origin Energy Limited					
15/03/2021	li@armstrongadvisory.com.au	29/03/2019	Investment Income	Accounted	144.00 Cr
Investment Income · Dividends · Shares in Listed Companies · Qantas Airways Limited					
12/03/2021	Transaction Rules	10/10/2018	DIVIDEND QANTAS	Accounted	478.71 Cr

FOAMCREST SUPERANNUATION
General Ledger Audit Trail
For the period from 1 July 2018 to 30 June 2019

Processed Date & User	Date	Description	State	Amount
-----------------------	------	-------------	-------	--------

Income

Investment Income · Dividends · Shares in Listed Companies · Qantas Airways Limited

12/03/2021	Transaction Rules	28/03/2019	DIVIDEND QANTAS	Accounted	574.46	Cr
------------	-------------------	------------	-----------------	-----------	--------	----

Investment Income · Dividends · Shares in Listed Companies · Sims Limited

12/03/2021	Transaction Rules	19/10/2018	DIVIDEND SGM	Accounted	221.14	Cr
12/03/2021	Transaction Rules	19/10/2018	DIVIDEND SGM	Accounted	153.86	Cr
12/03/2021	Transaction Rules	27/03/2019	DIVIDEND SGM	Accounted	169.54	Cr
12/03/2021	Transaction Rules	27/03/2019	DIVIDEND SGM	Accounted	117.96	Cr

Investment Income · Dividends · Shares in Listed Companies · Telstra Corporation Limited.

12/03/2021	Transaction Rules	27/07/2018	DIVIDEND TLS	Accounted	157.14	Cr
12/03/2021	Transaction Rules	29/03/2019	DIVIDEND TLS INT	Accounted	114.29	Cr

Investment Income · Dividends · Shares in Listed Companies · Virgin Money Uk PLC - Cdi 1:1 Foreign Exempt Lse

15/03/2021	li@armstrongadvisory.com.au	15/02/2019	DIVIDEND CYBG	Accounted	8.69	Cr
------------	-----------------------------	------------	---------------	-----------	------	----

Investment Income · Dividends · Shares in Listed Companies · Westpac Banking Corporation

12/03/2021	Transaction Rules	4/07/2018	WBC DIVIDEND	Accounted	4,949.77	Cr
12/03/2021	li@armstrongadvisory.com.au	20/12/2018	DIVIDEND WBC	Accounted	4,949.77	Cr
12/03/2021	Transaction Rules	24/06/2019	DIVIDEND WBC	Accounted	4,949.77	Cr

Investment Income · Dividends · Shares in Unlisted Companies · IMB LTD

15/03/2021	Transaction Rules - Modified by li@armstrongadvisory.com.au	5/09/2018	DIVIDEND IMB	Accounted	396.43	Cr
15/03/2021	Transaction Rules	28/02/2019	DIVIDEND IMB	Accounted	376.61	Cr

Expenses

Investment Losses · Decrease in Market Value · Shares in Listed Companies · Australia And New Zealand Banking Group

22/03/2021	li@armstrongadvisory.com.au	30/06/2019	Market Value Adjustment	Accounted	3,629.60	Dr
------------	-----------------------------	------------	-------------------------	-----------	----------	----

Investment Losses · Decrease in Market Value · Shares in Listed Companies · Blackmores Limited

22/03/2021	li@armstrongadvisory.com.au	30/06/2019	Market Value Adjustment	Accounted	26,295.00	Dr
------------	-----------------------------	------------	-------------------------	-----------	-----------	----

Investment Losses · Decrease in Market Value · Shares in Listed Companies · Boral Limited.

22/03/2021	li@armstrongadvisory.com.au	30/06/2019	Market Value Adjustment	Accounted	705.00	Dr
------------	-----------------------------	------------	-------------------------	-----------	--------	----

Investment Losses · Decrease in Market Value · Shares in Listed Companies · Commonwealth Bank Of Australia.

22/03/2021	li@armstrongadvisory.com.au	30/06/2019	Market Value Adjustment	Accounted	17,026.31	Cr
------------	-----------------------------	------------	-------------------------	-----------	-----------	----

Investment Losses · Decrease in Market Value · Shares in Listed Companies · Downer Edi Limited

22/03/2021	li@armstrongadvisory.com.au	30/06/2019	Market Value Adjustment	Accounted	118.02	Cr
------------	-----------------------------	------------	-------------------------	-----------	--------	----

Investment Losses · Decrease in Market Value · Shares in Listed Companies · Insurance Australia Group Limited

22/03/2021	li@armstrongadvisory.com.au	30/06/2019	Market Value Adjustment	Accounted	219.26	Dr
------------	-----------------------------	------------	-------------------------	-----------	--------	----

Investment Losses · Decrease in Market Value · Shares in Listed Companies · National Australia Bank Limited

22/03/2021	li@armstrongadvisory.com.au	30/06/2019	Market Value Adjustment	Accounted	385.03	Dr
------------	-----------------------------	------------	-------------------------	-----------	--------	----

FOAMCREST SUPERANNUATION
General Ledger Audit Trail
For the period from 1 July 2018 to 30 June 2019

Processed Date & User	Date	Description	State	Amount
-----------------------	------	-------------	-------	--------

Expenses

Investment Losses · Decrease in Market Value · Shares in Listed Companies · Origin Energy Limited

22/03/2021	li@armstrongadvisory.com.au	30/06/2019	Market Value Adjustment	Accounted	2,740.22	Dr
------------	-----------------------------	------------	-------------------------	-----------	----------	----

Investment Losses · Decrease in Market Value · Shares in Listed Companies · Qantas Airways Limited

22/03/2021	li@armstrongadvisory.com.au	30/06/2019	Market Value Adjustment	Accounted	4,597.08	Dr
------------	-----------------------------	------------	-------------------------	-----------	----------	----

Investment Losses · Decrease in Market Value · Shares in Listed Companies · Sims Limited

22/03/2021	li@armstrongadvisory.com.au	30/06/2019	Market Value Adjustment	Accounted	4,567.50	Dr
------------	-----------------------------	------------	-------------------------	-----------	----------	----

Investment Losses · Decrease in Market Value · Shares in Listed Companies · Telstra Corporation Limited.

22/03/2021	li@armstrongadvisory.com.au	30/06/2019	Market Value Adjustment	Accounted	1,230.00	Cr
------------	-----------------------------	------------	-------------------------	-----------	----------	----

Investment Losses · Decrease in Market Value · Shares in Listed Companies · Westpac Banking Corporation

22/03/2021	li@armstrongadvisory.com.au	30/06/2019	Market Value Adjustment	Accounted	3,464.84	Dr
------------	-----------------------------	------------	-------------------------	-----------	----------	----

Member Payments · Pensions Paid · Mrs Janette Wiseman · ABP1

15/03/2021	li@armstrongadvisory.com.au	15/11/2018	Pension Drawdown - Gross	Accounted	20,000.00	Dr
15/03/2021	li@armstrongadvisory.com.au	2/12/2018	Pension Drawdown - Gross	Accounted	20,000.00	Dr
15/03/2021	li@armstrongadvisory.com.au	21/12/2018	Pension Drawdown - Gross	Accounted	20,000.00	Dr
15/03/2021	li@armstrongadvisory.com.au	4/01/2019	Pension Drawdown - Gross	Accounted	20,000.00	Dr

Other Expenses · Bank Fees · Cash At Bank · CBA Bank Account

12/03/2021	Transaction Rules	1/07/2018	ACCOUNT FEE	Accounted	10.00	Dr
12/03/2021	Transaction Rules	1/08/2018	ACCOUNT FEE	Accounted	10.00	Dr
12/03/2021	Transaction Rules	1/09/2018	ACCOUNT FEE	Accounted	10.00	Dr
12/03/2021	Transaction Rules	1/10/2018	ACCOUNT FEE	Accounted	10.00	Dr
12/03/2021	Transaction Rules	1/11/2018	ACCOUNT FEE	Accounted	10.00	Dr
12/03/2021	Transaction Rules	1/12/2018	ACCOUNT FEE	Accounted	10.00	Dr
12/03/2021	Transaction Rules	1/01/2019	ACCOUNT FEE	Accounted	10.00	Dr
12/03/2021	Transaction Rules	1/02/2019	ACCOUNT FEE	Accounted	10.00	Dr
12/03/2021	li@armstrongadvisory.com.au	1/03/2019	ACCOUNT FEE	Accounted	10.00	Dr
12/03/2021	Transaction Rules	1/04/2019	ACCOUNT FEE	Accounted	10.00	Dr
12/03/2021	li@armstrongadvisory.com.au	1/05/2019	ACCOUNT FEE	Accounted	10.00	Dr
12/03/2021	Transaction Rules	1/06/2019	ACCOUNT FEE	Accounted	10.00	Dr

Other Expenses · SMSF Supervisory Levy

15/03/2021	li@armstrongadvisory.com.au	28/09/2018	ATO	Accounted	259.00	Dr
------------	-----------------------------	------------	-----	-----------	--------	----

Income Tax

Assets

Investments · Shares in Listed Companies · Australia And New Zealand Banking Group Limited

FOAMCREST SUPERANNUATION
General Ledger Audit Trail
For the period from 1 July 2018 to 30 June 2019

Processed Date & User	Date	Description	State	Amount
-----------------------	------	-------------	-------	--------

Assets

Investments · Shares in Listed Companies · Australia And New Zealand Banking Group Limited

15/03/2021	li@armstrongadvisory.com.au	2/07/2018	Investment Income	Accounted	3,802.40	Dr
15/03/2021	li@armstrongadvisory.com.au	18/12/2018	Investment Income	Accounted	3,912.00	Dr
22/03/2021	li@armstrongadvisory.com.au	30/06/2019	Market Value Adjustment	Accounted	3,629.60	Cr

Investments · Shares in Listed Companies · Blackmores Limited

22/03/2021	li@armstrongadvisory.com.au	30/06/2019	Market Value Adjustment	Accounted	26,295.00	Cr
------------	-----------------------------	------------	-------------------------	-----------	-----------	----

Investments · Shares in Listed Companies · Boral Limited.

22/03/2021	li@armstrongadvisory.com.au	30/06/2019	Market Value Adjustment	Accounted	705.00	Cr
------------	-----------------------------	------------	-------------------------	-----------	--------	----

Investments · Shares in Listed Companies · Commonwealth Bank Of Australia.

15/03/2021	li@armstrongadvisory.com.au	28/09/2018	Investment Income	Accounted	3,732.96	Dr
15/03/2021	li@armstrongadvisory.com.au	28/03/2019	Investment Income	Accounted	3,336.00	Dr
15/03/2021	li@armstrongadvisory.com.au	30/05/2019	DIRECT CREDIT CASH	Accounted	51.05	Cr
22/03/2021	li@armstrongadvisory.com.au	30/06/2019	Market Value Adjustment	Accounted	17,026.31	Dr

Investments · Shares in Listed Companies · Downer Edi Limited

22/03/2021	li@armstrongadvisory.com.au	30/06/2019	Market Value Adjustment	Accounted	118.02	Dr
------------	-----------------------------	------------	-------------------------	-----------	--------	----

Investments · Shares in Listed Companies · Insurance Australia Group Limited

15/03/2021	li@armstrongadvisory.com.au	26/11/2018	IAG CAPITAL	Accounted	162.05	Cr
22/03/2021	li@armstrongadvisory.com.au	30/06/2019	Market Value Adjustment	Accounted	219.26	Cr

Investments · Shares in Listed Companies · National Australia Bank Limited

15/03/2021	li@armstrongadvisory.com.au	5/07/2018	Investment Income	Accounted	707.85	Dr
15/03/2021	li@armstrongadvisory.com.au	14/12/2018	Investment Income	Accounted	733.59	Dr
22/03/2021	li@armstrongadvisory.com.au	30/06/2019	Market Value Adjustment	Accounted	385.03	Cr

Investments · Shares in Listed Companies · Origin Energy Limited

15/03/2021	li@armstrongadvisory.com.au	29/03/2019	Investment Income	Accounted	100.80	Dr
22/03/2021	li@armstrongadvisory.com.au	30/06/2019	Market Value Adjustment	Accounted	2,740.22	Cr

Investments · Shares in Listed Companies · Qantas Airways Limited

22/03/2021	li@armstrongadvisory.com.au	30/06/2019	Market Value Adjustment	Accounted	4,597.08	Cr
------------	-----------------------------	------------	-------------------------	-----------	----------	----

Investments · Shares in Listed Companies · Sims Limited

22/03/2021	li@armstrongadvisory.com.au	30/06/2019	Market Value Adjustment	Accounted	4,567.50	Cr
------------	-----------------------------	------------	-------------------------	-----------	----------	----

Investments · Shares in Listed Companies · Telstra Corporation Limited.

22/03/2021	li@armstrongadvisory.com.au	30/06/2019	Market Value Adjustment	Accounted	1,230.00	Dr
------------	-----------------------------	------------	-------------------------	-----------	----------	----

Investments · Shares in Listed Companies · Westpac Banking Corporation

FOAMCREST SUPERANNUATION
General Ledger Audit Trail
For the period from 1 July 2018 to 30 June 2019

Processed Date & User	Date	Description	State	Amount
-----------------------	------	-------------	-------	--------

Assets

Investments · Shares in Listed Companies · Westpac Banking Corporation

22/03/2021	li@armstrongadvisory.com.au	30/06/2019	Market Value Adjustment	Accounted	3,464.84	Cr
------------	-----------------------------	------------	-------------------------	-----------	----------	----

Other Assets · Cash At Bank · CBA Bank Account

12/03/2021	li@armstrongadvisory.com.au	1/07/2018	ACCOUNT FEE	Accounted	10.00	Cr
12/03/2021	li@armstrongadvisory.com.au	4/07/2018	WBC DIVIDEND	Accounted	3,464.84	Dr
12/03/2021	li@armstrongadvisory.com.au	27/07/2018	DIVIDEND DOW	Accounted	118.02	Dr
12/03/2021	li@armstrongadvisory.com.au	27/07/2018	DIVIDEND TLS	Accounted	110.00	Dr
12/03/2021	li@armstrongadvisory.com.au	27/07/2018	DIVIDEND IAG	Accounted	166.20	Dr
12/03/2021	li@armstrongadvisory.com.au	1/08/2018	ACCOUNT FEE	Accounted	10.00	Cr
12/03/2021	li@armstrongadvisory.com.au	15/08/2018	NABHA	Accounted	39.69	Dr
12/03/2021	li@armstrongadvisory.com.au	1/09/2018	ACCOUNT FEE	Accounted	10.00	Cr
12/03/2021	li@armstrongadvisory.com.au	5/09/2018	DIVIDEND IMB	Accounted	277.50	Dr
12/03/2021	li@armstrongadvisory.com.au	28/09/2018	ATO	Accounted	6,996.00	Dr
12/03/2021	li@armstrongadvisory.com.au	1/10/2018	ACCOUNT FEE	Accounted	10.00	Cr
12/03/2021	li@armstrongadvisory.com.au	2/10/2018	DIVIDEND BLD	Accounted	70.00	Dr
12/03/2021	li@armstrongadvisory.com.au	10/10/2018	DIVIDEND QANTAS	Accounted	335.10	Dr
12/03/2021	li@armstrongadvisory.com.au	12/10/2018	BKL LTD	Accounted	775.00	Dr
12/03/2021	li@armstrongadvisory.com.au	19/10/2018	DIVIDEND SGM	Accounted	154.80	Dr
12/03/2021	li@armstrongadvisory.com.au	19/10/2018	DIVIDEND SGM	Accounted	107.70	Dr
12/03/2021	li@armstrongadvisory.com.au	1/11/2018	ACCOUNT FEE	Accounted	10.00	Cr
12/03/2021	li@armstrongadvisory.com.au	15/11/2018	TRANSFER 4623	Accounted	20,000.00	Cr
12/03/2021	li@armstrongadvisory.com.au	15/11/2018	NABHA	Accounted	40.35	Dr
12/03/2021	li@armstrongadvisory.com.au	26/11/2018	DIVIDEND IAG	Accounted	45.71	Dr
12/03/2021	li@armstrongadvisory.com.au	26/11/2018	IAG CAPITAL	Accounted	162.05	Dr
12/03/2021	li@armstrongadvisory.com.au	1/12/2018	ACCOUNT FEE	Accounted	10.00	Cr
12/03/2021	li@armstrongadvisory.com.au	2/12/2018	TRANSFER 4623	Accounted	20,000.00	Cr
12/03/2021	li@armstrongadvisory.com.au	20/12/2018	DIVIDEND WBC	Accounted	3,464.84	Dr
12/03/2021	li@armstrongadvisory.com.au	21/12/2018	TRANSFER 4623	Accounted	20,000.00	Cr
12/03/2021	li@armstrongadvisory.com.au	1/01/2019	ACCOUNT FEE	Accounted	10.00	Cr
12/03/2021	li@armstrongadvisory.com.au	4/01/2019	TRANSFER 4623	Accounted	20,000.00	Cr
12/03/2021	li@armstrongadvisory.com.au	1/02/2019	ACCOUNT FEE	Accounted	10.00	Cr

FOAMCREST SUPERANNUATION
General Ledger Audit Trail
For the period from 1 July 2018 to 30 June 2019

Processed Date & User	Date	Description	State	Amount
-----------------------	------	-------------	-------	--------

Assets

Other Assets · Cash At Bank · CBA Bank Account

12/03/2021	li@armstrongadvisory.com.au	15/02/2019	DIVIDEND CYBG	Accounted	8.69	Dr
12/03/2021	li@armstrongadvisory.com.au	15/02/2019	NABHA	Accounted	40.20	Dr
12/03/2021	li@armstrongadvisory.com.au	28/02/2019	DIVIDEND IMB	Accounted	263.63	Dr
12/03/2021	li@armstrongadvisory.com.au	1/03/2019	ACCOUNT FEE	Accounted	10.00	Cr
12/03/2021	li@armstrongadvisory.com.au	6/03/2019	TRANSFER 4623	Accounted	5,000.00	Cr
12/03/2021	li@armstrongadvisory.com.au	14/03/2019	TRANSFER 4623	Accounted	5,000.00	Dr
12/03/2021	li@armstrongadvisory.com.au	15/03/2019	DIVIDEND BLD ITM	Accounted	65.00	Dr
12/03/2021	li@armstrongadvisory.com.au	20/03/2019	DIVIDEND DOW	Accounted	118.02	Dr
12/03/2021	li@armstrongadvisory.com.au	20/03/2019	DIVIDEND IAG	Accounted	97.44	Dr
12/03/2021	li@armstrongadvisory.com.au	20/03/2019	DIRECT CREDIT BKL	Accounted	750.00	Dr
12/03/2021	li@armstrongadvisory.com.au	27/03/2019	DIVIDEND SGM	Accounted	118.68	Dr
12/03/2021	li@armstrongadvisory.com.au	27/03/2019	DIVIDEND SGM	Accounted	82.57	Dr
12/03/2021	li@armstrongadvisory.com.au	28/03/2019	DIVIDEND QANTAS	Accounted	402.12	Dr
12/03/2021	li@armstrongadvisory.com.au	29/03/2019	DIVIDEND TLS INT	Accounted	80.00	Dr
12/03/2021	li@armstrongadvisory.com.au	1/04/2019	ACCOUNT FEE	Accounted	10.00	Cr
12/03/2021	li@armstrongadvisory.com.au	1/05/2019	ACCOUNT FEE	Accounted	10.00	Cr
12/03/2021	li@armstrongadvisory.com.au	15/05/2019	DIRECT CREDIT NABHA	Accounted	39.26	Dr
12/03/2021	li@armstrongadvisory.com.au	30/05/2019	DIRECT CREDIT CASH	Accounted	51.05	Dr
12/03/2021	li@armstrongadvisory.com.au	1/06/2019	ACCOUNT FEE	Accounted	10.00	Cr
12/03/2021	li@armstrongadvisory.com.au	24/06/2019	DIVIDEND WBC	Accounted	3,464.84	Dr

Other Assets · Current Tax Assets · Franking Credits · Shares in Listed Companies · Australia And New Zealand Bankin

15/03/2021	li@armstrongadvisory.com.au	2/07/2018	Investment Income	Accounted	1,629.60	Dr
15/03/2021	li@armstrongadvisory.com.au	18/12/2018	Investment Income	Accounted	1,676.57	Dr

Other Assets · Current Tax Assets · Franking Credits · Shares in Listed Companies · Blackmores Limited

15/03/2021	Transaction Rules	12/10/2018	BKL LTD	Accounted	332.14	Dr
15/03/2021	Transaction Rules	20/03/2019	DIRECT CREDIT BKL	Accounted	321.43	Dr

Other Assets · Current Tax Assets · Franking Credits · Shares in Listed Companies · Boral Limited.

12/03/2021	Transaction Rules - Modified by li@armstrongadvisory.com.au	2/10/2018	DIVIDEND BLD	Accounted	15.00	Dr
12/03/2021	Transaction Rules - Modified by li@armstrongadvisory.com.au	15/03/2019	DIVIDEND BLD ITM	Accounted	13.93	Dr

FOAMCREST SUPERANNUATION
General Ledger Audit Trail
For the period from 1 July 2018 to 30 June 2019

Processed Date & User	Date	Description	State	Amount
-----------------------	------	-------------	-------	--------

Assets

Other Assets · Current Tax Assets · Franking Credits · Shares in Listed Companies · Commonwealth Bank Of Australia.

15/03/2021	li@armstrongadvisory.com.au	28/09/2018	Investment Income	Accounted	1,599.84	Dr
15/03/2021	li@armstrongadvisory.com.au	28/03/2019	Investment Income	Accounted	1,429.71	Dr

Other Assets · Current Tax Assets · Franking Credits · Shares in Listed Companies · Downer Edi Limited

12/03/2021	Transaction Rules - Modified by li@armstrongadvisory.com.au	27/07/2018	DIVIDEND DOW	Accounted	25.29	Dr
12/03/2021	Transaction Rules - Modified by li@armstrongadvisory.com.au	20/03/2019	DIVIDEND DOW	Accounted	25.29	Dr

Other Assets · Current Tax Assets · Franking Credits · Shares in Listed Companies · Insurance Australia Group Limited

12/03/2021	Transaction Rules	27/07/2018	DIVIDEND IAG	Accounted	71.23	Dr
12/03/2021	Transaction Rules	26/11/2018	DIVIDEND IAG	Accounted	19.59	Dr
12/03/2021	Transaction Rules	20/03/2019	DIVIDEND IAG	Accounted	41.76	Dr

Other Assets · Current Tax Assets · Franking Credits · Shares in Listed Companies · National Australia Bank Limited

15/03/2021	li@armstrongadvisory.com.au	5/07/2018	Investment Income	Accounted	303.36	Dr
15/03/2021	li@armstrongadvisory.com.au	14/12/2018	Investment Income	Accounted	314.40	Dr

Other Assets · Current Tax Assets · Franking Credits · Shares in Listed Companies · Origin Energy Limited

15/03/2021	li@armstrongadvisory.com.au	29/03/2019	Investment Income	Accounted	43.20	Dr
------------	-----------------------------	------------	-------------------	-----------	-------	----

Other Assets · Current Tax Assets · Franking Credits · Shares in Listed Companies · Qantas Airways Limited

12/03/2021	Transaction Rules	10/10/2018	DIVIDEND QANTAS	Accounted	143.61	Dr
12/03/2021	Transaction Rules	28/03/2019	DIVIDEND QANTAS	Accounted	172.34	Dr

Other Assets · Current Tax Assets · Franking Credits · Shares in Listed Companies · Sims Limited

12/03/2021	Transaction Rules	19/10/2018	DIVIDEND SGM	Accounted	66.34	Dr
12/03/2021	Transaction Rules	19/10/2018	DIVIDEND SGM	Accounted	46.16	Dr
12/03/2021	Transaction Rules	27/03/2019	DIVIDEND SGM	Accounted	50.86	Dr
12/03/2021	Transaction Rules	27/03/2019	DIVIDEND SGM	Accounted	35.39	Dr

Other Assets · Current Tax Assets · Franking Credits · Shares in Listed Companies · Telstra Corporation Limited.

12/03/2021	Transaction Rules	27/07/2018	DIVIDEND TLS	Accounted	47.14	Dr
12/03/2021	Transaction Rules	29/03/2019	DIVIDEND TLS INT	Accounted	34.29	Dr

Other Assets · Current Tax Assets · Franking Credits · Shares in Listed Companies · Westpac Banking Corporation

12/03/2021	Transaction Rules	4/07/2018	WBC DIVIDEND	Accounted	1,484.93	Dr
12/03/2021	li@armstrongadvisory.com.au	20/12/2018	DIVIDEND WBC	Accounted	1,484.93	Dr
12/03/2021	Transaction Rules	24/06/2019	DIVIDEND WBC	Accounted	1,484.93	Dr

Other Assets · Current Tax Assets · Franking Credits · Shares in Unlisted Companies · IMB LTD

15/03/2021	Transaction Rules - Modified by li@armstrongadvisory.com.au	5/09/2018	DIVIDEND IMB	Accounted	118.93	Dr
15/03/2021	Transaction Rules	28/02/2019	DIVIDEND IMB	Accounted	112.98	Dr

Other Assets · Current Tax Assets · Income Tax Payable

FOAMCREST SUPERANNUATION
General Ledger Audit Trail
For the period from 1 July 2018 to 30 June 2019

Processed Date & User	Date	Description	State	Amount
-----------------------	------	-------------	-------	--------

Assets

Other Assets · Current Tax Assets · Income Tax Payable

15/03/2021	li@armstrongadvisory.com.au	28/09/2018	ATO	Accounted	7,255.00	Cr
------------	-----------------------------	------------	-----	-----------	----------	----

Other Assets · Receivables · Capital Return Receivable · Shares in Listed Companies · Commonwealth Bank Of Australi

15/03/2021	li@armstrongadvisory.com.au	30/05/2019	DIRECT CREDIT CASH	Accounted	51.05	Dr
15/03/2021	Evidence Match	30/05/2019	DIRECT CREDIT CASH	Accounted	51.05	Cr

Other Assets · Receivables · Capital Return Receivable · Shares in Listed Companies · Insurance Australia Group Limite

15/03/2021	li@armstrongadvisory.com.au	26/11/2018	IAG CAPITAL	Accounted	162.05	Dr
15/03/2021	Evidence Match	26/11/2018	IAG CAPITAL	Accounted	162.05	Cr

Other Assets · Receivables · Investment Income Receivable · Dividends · Shares in Listed Companies · Australia And N

15/03/2021	li@armstrongadvisory.com.au	2/07/2018	Investment Income	Accounted	3,802.40	Dr
15/03/2021	Evidence Match	2/07/2018	Investment Income	Accounted	3,802.40	Cr
15/03/2021	li@armstrongadvisory.com.au	18/12/2018	Investment Income	Accounted	3,912.00	Dr
15/03/2021	Evidence Match	18/12/2018	Investment Income	Accounted	3,912.00	Cr

Other Assets · Receivables · Investment Income Receivable · Dividends · Shares in Listed Companies · Blackmores Lim

15/03/2021	Transaction Rules	12/10/2018	BKL LTD	Accounted	775.00	Dr
15/03/2021	Evidence Match	12/10/2018	BKL LTD	Accounted	775.00	Cr
15/03/2021	Transaction Rules	20/03/2019	DIRECT CREDIT BKL	Accounted	750.00	Dr
15/03/2021	Evidence Match	20/03/2019	DIRECT CREDIT BKL	Accounted	750.00	Cr

Other Assets · Receivables · Investment Income Receivable · Dividends · Shares in Listed Companies · Boral Limited.

12/03/2021	Transaction Rules - Modified by li@armstrongadvisory.com.au	2/10/2018	DIVIDEND BLD	Accounted	70.00	Dr
22/03/2021	Evidence Match	2/10/2018	DIVIDEND BLD	Accounted	70.00	Cr
12/03/2021	Transaction Rules - Modified by li@armstrongadvisory.com.au	15/03/2019	DIVIDEND BLD ITM	Accounted	65.00	Dr
22/03/2021	Evidence Match	15/03/2019	DIVIDEND BLD ITM	Accounted	65.00	Cr

Other Assets · Receivables · Investment Income Receivable · Dividends · Shares in Listed Companies · Commonwealth

15/03/2021	li@armstrongadvisory.com.au	28/09/2018	Investment Income	Accounted	3,732.96	Dr
15/03/2021	Evidence Match	28/09/2018	Investment Income	Accounted	3,732.96	Cr
15/03/2021	li@armstrongadvisory.com.au	28/03/2019	Investment Income	Accounted	3,336.00	Dr
15/03/2021	Evidence Match	28/03/2019	Investment Income	Accounted	3,336.00	Cr

Other Assets · Receivables · Investment Income Receivable · Dividends · Shares in Listed Companies · Downer Edi Limi

12/03/2021	Transaction Rules - Modified by li@armstrongadvisory.com.au	27/07/2018	DIVIDEND DOW	Accounted	118.02	Dr
15/03/2021	Evidence Match	27/07/2018	DIVIDEND DOW	Accounted	118.02	Cr
12/03/2021	Transaction Rules - Modified by li@armstrongadvisory.com.au	20/03/2019	DIVIDEND DOW	Accounted	118.02	Dr
15/03/2021	Evidence Match	20/03/2019	DIVIDEND DOW	Accounted	118.02	Cr

FOAMCREST SUPERANNUATION
General Ledger Audit Trail
For the period from 1 July 2018 to 30 June 2019

Processed Date & User	Date	Description	State	Amount
-----------------------	------	-------------	-------	--------

Assets

Other Assets · Receivables · Investment Income Receivable · Dividends · Shares in Listed Companies · Insurance Austr

12/03/2021	Transaction Rules	27/07/2018	DIVIDEND IAG	Accounted	166.20	Dr
12/03/2021	Evidence Match	27/07/2018	DIVIDEND IAG	Accounted	166.20	Cr
12/03/2021	Transaction Rules	26/11/2018	DIVIDEND IAG	Accounted	45.71	Dr
12/03/2021	Evidence Match	26/11/2018	DIVIDEND IAG	Accounted	45.71	Cr
12/03/2021	Transaction Rules	20/03/2019	DIVIDEND IAG	Accounted	97.44	Dr
12/03/2021	Evidence Match	20/03/2019	DIVIDEND IAG	Accounted	97.44	Cr

Other Assets · Receivables · Investment Income Receivable · Dividends · Shares in Listed Companies · National Austral

15/03/2021	li@armstrongadvisory.com.au	5/07/2018	Investment Income	Accounted	707.85	Dr
15/03/2021	Evidence Match	5/07/2018	Investment Income	Accounted	707.85	Cr
15/03/2021	li@armstrongadvisory.com.au	15/08/2018	NABHA	Accounted	39.69	Dr
15/03/2021	Evidence Match	15/08/2018	NABHA	Accounted	39.69	Cr
15/03/2021	li@armstrongadvisory.com.au	15/11/2018	NABHA	Accounted	40.35	Dr
15/03/2021	Evidence Match	15/11/2018	NABHA	Accounted	40.35	Cr
15/03/2021	li@armstrongadvisory.com.au	14/12/2018	Investment Income	Accounted	733.59	Dr
15/03/2021	Evidence Match	14/12/2018	Investment Income	Accounted	733.59	Cr
15/03/2021	li@armstrongadvisory.com.au	15/02/2019	NABHA	Accounted	40.20	Dr
15/03/2021	Evidence Match	15/02/2019	NABHA	Accounted	40.20	Cr
15/03/2021	li@armstrongadvisory.com.au	15/05/2019	DIRECT CREDIT NABHA	Accounted	39.26	Dr
15/03/2021	Evidence Match	15/05/2019	DIRECT CREDIT NABHA	Accounted	39.26	Cr

Other Assets · Receivables · Investment Income Receivable · Dividends · Shares in Listed Companies · Origin Energy Li

15/03/2021	li@armstrongadvisory.com.au	29/03/2019	Investment Income	Accounted	100.80	Dr
15/03/2021	Evidence Match	29/03/2019	Investment Income	Accounted	100.80	Cr

Other Assets · Receivables · Investment Income Receivable · Dividends · Shares in Listed Companies · Qantas Airways

12/03/2021	Transaction Rules	10/10/2018	DIVIDEND QANTAS	Accounted	335.10	Dr
12/03/2021	Evidence Match	10/10/2018	DIVIDEND QANTAS	Accounted	335.10	Cr
12/03/2021	Transaction Rules	28/03/2019	DIVIDEND QANTAS	Accounted	402.12	Dr
12/03/2021	Evidence Match	28/03/2019	DIVIDEND QANTAS	Accounted	402.12	Cr

Other Assets · Receivables · Investment Income Receivable · Dividends · Shares in Listed Companies · Sims Limited

12/03/2021	Transaction Rules	19/10/2018	DIVIDEND SGM	Accounted	154.80	Dr
12/03/2021	Transaction Rules	19/10/2018	DIVIDEND SGM	Accounted	107.70	Dr
12/03/2021	Evidence Match	19/10/2018	DIVIDEND SGM	Accounted	154.80	Cr
12/03/2021	Evidence Match	19/10/2018	DIVIDEND SGM	Accounted	107.70	Cr
12/03/2021	Transaction Rules	27/03/2019	DIVIDEND SGM	Accounted	118.68	Dr
12/03/2021	Transaction Rules	27/03/2019	DIVIDEND SGM	Accounted	82.57	Dr
12/03/2021	Evidence Match	27/03/2019	DIVIDEND SGM	Accounted	118.68	Cr
12/03/2021	Evidence Match	27/03/2019	DIVIDEND SGM	Accounted	82.57	Cr

Other Assets · Receivables · Investment Income Receivable · Dividends · Shares in Listed Companies · Telstra Corporat

12/03/2021	Transaction Rules	27/07/2018	DIVIDEND TLS	Accounted	110.00	Dr
12/03/2021	Evidence Match	27/07/2018	DIVIDEND TLS	Accounted	110.00	Cr
12/03/2021	Transaction Rules	29/03/2019	DIVIDEND TLS INT	Accounted	80.00	Dr
12/03/2021	Evidence Match	29/03/2019	DIVIDEND TLS INT	Accounted	80.00	Cr

FOAMCREST SUPERANNUATION
General Ledger Audit Trail
For the period from 1 July 2018 to 30 June 2019

Processed Date & User	Date	Description	State	Amount	
-----------------------	------	-------------	-------	--------	--

Assets

Other Assets · Receivables · Investment Income Receivable · Dividends · Shares in Listed Companies · Virgin Money Uk

15/03/2021	li@armstrongadvisory.com.au	15/02/2019	DIVIDEND CYBG	Accounted	8.69	Dr
15/03/2021	Evidence Match	15/02/2019	DIVIDEND CYBG	Accounted	8.69	Cr

Other Assets · Receivables · Investment Income Receivable · Dividends · Shares in Listed Companies · Westpac Bankin

12/03/2021	Transaction Rules	4/07/2018	WBC DIVIDEND	Accounted	3,464.84	Dr
12/03/2021	Evidence Match	4/07/2018	WBC DIVIDEND	Accounted	3,464.84	Cr
12/03/2021	li@armstrongadvisory.com.au	20/12/2018	DIVIDEND WBC	Accounted	3,464.84	Dr
12/03/2021	Evidence Match	20/12/2018	DIVIDEND WBC	Accounted	3,464.84	Cr
12/03/2021	Transaction Rules	24/06/2019	DIVIDEND WBC	Accounted	3,464.84	Dr
12/03/2021	Evidence Match	24/06/2019	DIVIDEND WBC	Accounted	3,464.84	Cr

Other Assets · Receivables · Investment Income Receivable · Dividends · Shares in Unlisted Companies · IMB LTD

15/03/2021	Transaction Rules - Modified by li@armstrongadvisory.com.au	5/09/2018	DIVIDEND IMB	Accounted	277.50	Dr
15/03/2021	Evidence Match	5/09/2018	DIVIDEND IMB	Accounted	277.50	Cr
15/03/2021	Transaction Rules	28/02/2019	DIVIDEND IMB	Accounted	263.63	Dr
15/03/2021	Evidence Match	28/02/2019	DIVIDEND IMB	Accounted	263.63	Cr

Other Assets · Unsettled Trades · Acquisitions · Shares in Listed Companies · Australia And New Zealand Banking Gro

15/03/2021	Evidence Match	2/07/2018	Investment Income	Accounted	3,802.40	Dr
15/03/2021	li@armstrongadvisory.com.au	2/07/2018	Investment Income	Accounted	3,802.40	Cr
15/03/2021	Evidence Match	18/12/2018	Investment Income	Accounted	3,912.00	Dr
15/03/2021	li@armstrongadvisory.com.au	18/12/2018	Investment Income	Accounted	3,912.00	Cr

Other Assets · Unsettled Trades · Acquisitions · Shares in Listed Companies · Commonwealth Bank Of Australia.

15/03/2021	Evidence Match	28/09/2018	Investment Income	Accounted	3,732.96	Dr
15/03/2021	li@armstrongadvisory.com.au	28/09/2018	Investment Income	Accounted	3,732.96	Cr
15/03/2021	Evidence Match	28/03/2019	Investment Income	Accounted	3,336.00	Dr
15/03/2021	li@armstrongadvisory.com.au	28/03/2019	Investment Income	Accounted	3,336.00	Cr

Other Assets · Unsettled Trades · Acquisitions · Shares in Listed Companies · National Australia Bank Limited

15/03/2021	Evidence Match	5/07/2018	Investment Income	Accounted	707.85	Dr
15/03/2021	li@armstrongadvisory.com.au	5/07/2018	Investment Income	Accounted	707.85	Cr
15/03/2021	Evidence Match	14/12/2018	Investment Income	Accounted	733.59	Dr
15/03/2021	li@armstrongadvisory.com.au	14/12/2018	Investment Income	Accounted	733.59	Cr

Other Assets · Unsettled Trades · Acquisitions · Shares in Listed Companies · Origin Energy Limited

15/03/2021	Evidence Match	29/03/2019	Investment Income	Accounted	100.80	Dr
15/03/2021	li@armstrongadvisory.com.au	29/03/2019	Investment Income	Accounted	100.80	Cr

Liabilities

Fund Suspense · CBA Bank Account

12/03/2021	Evidence Match	1/07/2018	ACCOUNT FEE	Accounted	10.00	Cr
------------	----------------	-----------	-------------	-----------	-------	----

FOAMCREST SUPERANNUATION
General Ledger Audit Trail
For the period from 1 July 2018 to 30 June 2019

Processed Date & User	Date	Description	State	Amount
-----------------------	------	-------------	-------	--------

Liabilities

Fund Suspense - CBA Bank Account

12/03/2021	li@armstrongadvisory.com.au	1/07/2018	ACCOUNT FEE	Accounted	10.00	Dr
12/03/2021	Evidence Match	4/07/2018	WBC DIVIDEND	Accounted	3,464.84	Dr
12/03/2021	li@armstrongadvisory.com.au	4/07/2018	WBC DIVIDEND	Accounted	3,464.84	Cr
15/03/2021	Evidence Match	27/07/2018	DIVIDEND DOW	Accounted	118.02	Dr
12/03/2021	Evidence Match	27/07/2018	DIVIDEND IAG	Accounted	166.20	Dr
12/03/2021	Evidence Match	27/07/2018	DIVIDEND TLS	Accounted	110.00	Dr
12/03/2021	li@armstrongadvisory.com.au	27/07/2018	DIVIDEND DOW	Accounted	118.02	Cr
12/03/2021	li@armstrongadvisory.com.au	27/07/2018	DIVIDEND TLS	Accounted	110.00	Cr
12/03/2021	li@armstrongadvisory.com.au	27/07/2018	DIVIDEND IAG	Accounted	166.20	Cr
12/03/2021	li@armstrongadvisory.com.au	1/08/2018	ACCOUNT FEE	Accounted	10.00	Dr
12/03/2021	Evidence Match	1/08/2018	ACCOUNT FEE	Accounted	10.00	Cr
15/03/2021	Evidence Match	15/08/2018	NABHA	Accounted	39.69	Dr
12/03/2021	li@armstrongadvisory.com.au	15/08/2018	NABHA	Accounted	39.69	Cr
12/03/2021	Evidence Match	1/09/2018	ACCOUNT FEE	Accounted	10.00	Cr
12/03/2021	li@armstrongadvisory.com.au	1/09/2018	ACCOUNT FEE	Accounted	10.00	Dr
15/03/2021	Evidence Match	5/09/2018	DIVIDEND IMB	Accounted	277.50	Dr
12/03/2021	li@armstrongadvisory.com.au	5/09/2018	DIVIDEND IMB	Accounted	277.50	Cr
15/03/2021	Evidence Match	28/09/2018	ATO	Accounted	6,996.00	Dr
12/03/2021	li@armstrongadvisory.com.au	28/09/2018	ATO	Accounted	6,996.00	Cr
12/03/2021	li@armstrongadvisory.com.au	1/10/2018	ACCOUNT FEE	Accounted	10.00	Dr
12/03/2021	Evidence Match	1/10/2018	ACCOUNT FEE	Accounted	10.00	Cr
12/03/2021	li@armstrongadvisory.com.au	2/10/2018	DIVIDEND BLD	Accounted	70.00	Cr
22/03/2021	Evidence Match	2/10/2018	DIVIDEND BLD	Accounted	70.00	Dr
12/03/2021	Evidence Match	10/10/2018	DIVIDEND QANTAS	Accounted	335.10	Dr
12/03/2021	li@armstrongadvisory.com.au	10/10/2018	DIVIDEND QANTAS	Accounted	335.10	Cr
15/03/2021	Evidence Match	12/10/2018	BKL LTD	Accounted	775.00	Dr
12/03/2021	li@armstrongadvisory.com.au	12/10/2018	BKL LTD	Accounted	775.00	Cr
12/03/2021	Evidence Match	19/10/2018	DIVIDEND SGM	Accounted	154.80	Dr
12/03/2021	Evidence Match	19/10/2018	DIVIDEND SGM	Accounted	107.70	Dr
12/03/2021	li@armstrongadvisory.com.au	19/10/2018	DIVIDEND SGM	Accounted	154.80	Cr
12/03/2021	li@armstrongadvisory.com.au	19/10/2018	DIVIDEND SGM	Accounted	107.70	Cr
12/03/2021	Evidence Match	1/11/2018	ACCOUNT FEE	Accounted	10.00	Cr
12/03/2021	li@armstrongadvisory.com.au	1/11/2018	ACCOUNT FEE	Accounted	10.00	Dr
12/03/2021	li@armstrongadvisory.com.au	15/11/2018	NABHA	Accounted	40.35	Cr
12/03/2021	li@armstrongadvisory.com.au	15/11/2018	TRANSFER 4623	Accounted	20,000.00	Dr
15/03/2021	Evidence Match	15/11/2018	TRANSFER 4623	Accounted	20,000.00	Cr
15/03/2021	Evidence Match	15/11/2018	NABHA	Accounted	40.35	Dr

FOAMCREST SUPERANNUATION
General Ledger Audit Trail
For the period from 1 July 2018 to 30 June 2019

Processed Date & User		Date	Description	State	Amount	
Liabilities						
Fund Suspense - CBA Bank Account						
15/03/2021	Evidence Match	26/11/2018	IAG CAPITAL	Accounted	162.05	Dr
12/03/2021	Evidence Match	26/11/2018	DIVIDEND IAG	Accounted	45.71	Dr
12/03/2021	li@armstrongadvisory.com.au	26/11/2018	DIVIDEND IAG	Accounted	45.71	Cr
12/03/2021	li@armstrongadvisory.com.au	26/11/2018	IAG CAPITAL	Accounted	162.05	Cr
12/03/2021	Evidence Match	1/12/2018	ACCOUNT FEE	Accounted	10.00	Cr
12/03/2021	li@armstrongadvisory.com.au	1/12/2018	ACCOUNT FEE	Accounted	10.00	Dr
15/03/2021	Evidence Match	2/12/2018	TRANSFER 4623	Accounted	20,000.00	Cr
12/03/2021	li@armstrongadvisory.com.au	2/12/2018	TRANSFER 4623	Accounted	20,000.00	Dr
12/03/2021	li@armstrongadvisory.com.au	20/12/2018	DIVIDEND WBC	Accounted	3,464.84	Cr
12/03/2021	Evidence Match	20/12/2018	DIVIDEND WBC	Accounted	3,464.84	Dr
15/03/2021	Evidence Match	21/12/2018	TRANSFER 4623	Accounted	20,000.00	Cr
12/03/2021	li@armstrongadvisory.com.au	21/12/2018	TRANSFER 4623	Accounted	20,000.00	Dr
12/03/2021	Evidence Match	1/01/2019	ACCOUNT FEE	Accounted	10.00	Cr
12/03/2021	li@armstrongadvisory.com.au	1/01/2019	ACCOUNT FEE	Accounted	10.00	Dr
15/03/2021	Evidence Match	4/01/2019	TRANSFER 4623	Accounted	20,000.00	Cr
12/03/2021	li@armstrongadvisory.com.au	4/01/2019	TRANSFER 4623	Accounted	20,000.00	Dr
12/03/2021	Evidence Match	1/02/2019	ACCOUNT FEE	Accounted	10.00	Cr
12/03/2021	li@armstrongadvisory.com.au	1/02/2019	ACCOUNT FEE	Accounted	10.00	Dr
12/03/2021	li@armstrongadvisory.com.au	15/02/2019	NABHA	Accounted	40.20	Cr
12/03/2021	li@armstrongadvisory.com.au	15/02/2019	DIVIDEND CYBG	Accounted	8.69	Cr
15/03/2021	Evidence Match	15/02/2019	NABHA	Accounted	40.20	Dr
15/03/2021	Evidence Match	15/02/2019	DIVIDEND CYBG	Accounted	8.69	Dr
15/03/2021	Evidence Match	28/02/2019	DIVIDEND IMB	Accounted	263.63	Dr
12/03/2021	li@armstrongadvisory.com.au	28/02/2019	DIVIDEND IMB	Accounted	263.63	Cr
12/03/2021	Evidence Match	1/03/2019	ACCOUNT FEE	Accounted	10.00	Cr
12/03/2021	li@armstrongadvisory.com.au	1/03/2019	ACCOUNT FEE	Accounted	10.00	Dr
12/03/2021	li@armstrongadvisory.com.au	6/03/2019	TRANSFER 4623	Accounted	5,000.00	Dr
12/03/2021	li@armstrongadvisory.com.au	14/03/2019	TRANSFER 4623	Accounted	5,000.00	Cr
22/03/2021	Evidence Match	15/03/2019	DIVIDEND BLD ITM	Accounted	65.00	Dr
12/03/2021	li@armstrongadvisory.com.au	15/03/2019	DIVIDEND BLD ITM	Accounted	65.00	Cr
15/03/2021	Evidence Match	20/03/2019	DIRECT CREDIT BKL	Accounted	750.00	Dr
12/03/2021	li@armstrongadvisory.com.au	20/03/2019	DIVIDEND DOW	Accounted	118.02	Cr
12/03/2021	li@armstrongadvisory.com.au	20/03/2019	DIRECT CREDIT BKL	Accounted	750.00	Cr
15/03/2021	Evidence Match	20/03/2019	DIVIDEND DOW	Accounted	118.02	Dr
12/03/2021	Evidence Match	20/03/2019	DIVIDEND IAG	Accounted	97.44	Dr
12/03/2021	li@armstrongadvisory.com.au	20/03/2019	DIVIDEND IAG	Accounted	97.44	Cr
12/03/2021	Evidence Match	27/03/2019	DIVIDEND SGM	Accounted	118.68	Dr

FOAMCREST SUPERANNUATION
General Ledger Audit Trail
For the period from 1 July 2018 to 30 June 2019

Processed Date & User	Date	Description	State	Amount
-----------------------	------	-------------	-------	--------

Liabilities

Fund Suspense - CBA Bank Account

12/03/2021	Evidence Match	27/03/2019	DIVIDEND SGM	Accounted	82.57	Dr
12/03/2021	li@armstrongadvisory.com.au	27/03/2019	DIVIDEND SGM	Accounted	118.68	Cr
12/03/2021	li@armstrongadvisory.com.au	27/03/2019	DIVIDEND SGM	Accounted	82.57	Cr
12/03/2021	Evidence Match	28/03/2019	DIVIDEND QANTAS	Accounted	402.12	Dr
12/03/2021	li@armstrongadvisory.com.au	28/03/2019	DIVIDEND QANTAS	Accounted	402.12	Cr
12/03/2021	li@armstrongadvisory.com.au	29/03/2019	DIVIDEND TLS INT	Accounted	80.00	Cr
12/03/2021	Evidence Match	29/03/2019	DIVIDEND TLS INT	Accounted	80.00	Dr
12/03/2021	Evidence Match	1/04/2019	ACCOUNT FEE	Accounted	10.00	Cr
12/03/2021	li@armstrongadvisory.com.au	1/04/2019	ACCOUNT FEE	Accounted	10.00	Dr
12/03/2021	Evidence Match	1/05/2019	ACCOUNT FEE	Accounted	10.00	Cr
12/03/2021	li@armstrongadvisory.com.au	1/05/2019	ACCOUNT FEE	Accounted	10.00	Dr
15/03/2021	Evidence Match	15/05/2019	DIRECT CREDIT NABHA	Accounted	39.26	Dr
12/03/2021	li@armstrongadvisory.com.au	15/05/2019	DIRECT CREDIT NABHA	Accounted	39.26	Cr
15/03/2021	Evidence Match	30/05/2019	DIRECT CREDIT CASH	Accounted	51.05	Dr
12/03/2021	li@armstrongadvisory.com.au	30/05/2019	DIRECT CREDIT CASH	Accounted	51.05	Cr
12/03/2021	Evidence Match	1/06/2019	ACCOUNT FEE	Accounted	10.00	Cr
12/03/2021	li@armstrongadvisory.com.au	1/06/2019	ACCOUNT FEE	Accounted	10.00	Dr
12/03/2021	Evidence Match	24/06/2019	DIVIDEND WBC	Accounted	3,464.84	Dr
12/03/2021	li@armstrongadvisory.com.au	24/06/2019	DIVIDEND WBC	Accounted	3,464.84	Cr

Income Tax Suspense

15/03/2021	li@armstrongadvisory.com.au	28/09/2018	ATO	Accounted	6,996.00	Dr
15/03/2021	Evidence Match	28/09/2018	ATO	Accounted	6,996.00	Cr

Member Payments - Pensions Paid - Mrs Janette Wiseman - ABP1

15/03/2021	Evidence Match	15/11/2018	Pension Drawdown - Paid	Accounted	20,000.00	Dr
15/03/2021	li@armstrongadvisory.com.au	15/11/2018	Pension Drawdown - Net	Accounted	20,000.00	Cr
15/03/2021	Evidence Match	21/12/2018	Pension Drawdown - Paid	Accounted	20,000.00	Dr
15/03/2021	li@armstrongadvisory.com.au	21/12/2018	Pension Drawdown - Net	Accounted	20,000.00	Cr
15/03/2021	Evidence Match	21/12/2018	Pension Drawdown - Paid	Accounted	20,000.00	Dr
15/03/2021	li@armstrongadvisory.com.au	21/12/2018	Pension Drawdown - Net	Accounted	20,000.00	Cr
15/03/2021	Evidence Match	4/01/2019	Pension Drawdown - Paid	Accounted	20,000.00	Dr
15/03/2021	li@armstrongadvisory.com.au	4/01/2019	Pension Drawdown - Net	Accounted	20,000.00	Cr

Other Creditors and Accruals - Bank Fees - Cash At Bank - CBA Bank Account

12/03/2021	Evidence Match	1/07/2018	ACCOUNT FEE	Accounted	10.00	Dr
12/03/2021	Transaction Rules	1/07/2018	ACCOUNT FEE	Accounted	10.00	Cr
12/03/2021	Evidence Match	1/08/2018	ACCOUNT FEE	Accounted	10.00	Dr
12/03/2021	Transaction Rules	1/08/2018	ACCOUNT FEE	Accounted	10.00	Cr
12/03/2021	Evidence Match	1/09/2018	ACCOUNT FEE	Accounted	10.00	Dr
12/03/2021	Transaction Rules	1/09/2018	ACCOUNT FEE	Accounted	10.00	Cr

FOAMCREST SUPERANNUATION

General Ledger Audit Trail

For the period from 1 July 2018 to 30 June 2019

Processed Date & User	Date	Description	State	Amount
-----------------------	------	-------------	-------	--------

Liabilities

Other Creditors and Accruals · Bank Fees · Cash At Bank · CBA Bank Account

12/03/2021	Evidence Match	1/10/2018	ACCOUNT FEE	Accounted	10.00	Dr
12/03/2021	Transaction Rules	1/10/2018	ACCOUNT FEE	Accounted	10.00	Cr
12/03/2021	Evidence Match	1/11/2018	ACCOUNT FEE	Accounted	10.00	Dr
12/03/2021	Transaction Rules	1/11/2018	ACCOUNT FEE	Accounted	10.00	Cr
12/03/2021	Transaction Rules	1/12/2018	ACCOUNT FEE	Accounted	10.00	Cr
12/03/2021	Evidence Match	1/12/2018	ACCOUNT FEE	Accounted	10.00	Dr
12/03/2021	Evidence Match	1/01/2019	ACCOUNT FEE	Accounted	10.00	Dr
12/03/2021	Transaction Rules	1/01/2019	ACCOUNT FEE	Accounted	10.00	Cr
12/03/2021	Evidence Match	1/02/2019	ACCOUNT FEE	Accounted	10.00	Dr
12/03/2021	Transaction Rules	1/02/2019	ACCOUNT FEE	Accounted	10.00	Cr
12/03/2021	Evidence Match	1/03/2019	ACCOUNT FEE	Accounted	10.00	Dr
12/03/2021	li@armstrongadvisory.com.au	1/03/2019	ACCOUNT FEE	Accounted	10.00	Cr
12/03/2021	Evidence Match	1/04/2019	ACCOUNT FEE	Accounted	10.00	Dr
12/03/2021	Transaction Rules	1/04/2019	ACCOUNT FEE	Accounted	10.00	Cr
12/03/2021	Evidence Match	1/05/2019	ACCOUNT FEE	Accounted	10.00	Dr
12/03/2021	li@armstrongadvisory.com.au	1/05/2019	ACCOUNT FEE	Accounted	10.00	Cr
12/03/2021	Evidence Match	1/06/2019	ACCOUNT FEE	Accounted	10.00	Dr
12/03/2021	Transaction Rules	1/06/2019	ACCOUNT FEE	Accounted	10.00	Cr

Member Entitlements

Member Entitlement Accounts · Mrs Janette Wiseman · ABP1

15/03/2021	li@armstrongadvisory.com.au	15/11/2018	Pension Drawdown - Gross	Accounted	20,000.00	Dr
15/03/2021	li@armstrongadvisory.com.au	2/12/2018	Pension Drawdown - Gross	Accounted	20,000.00	Dr
15/03/2021	li@armstrongadvisory.com.au	21/12/2018	Pension Drawdown - Gross	Accounted	20,000.00	Dr
15/03/2021	li@armstrongadvisory.com.au	4/01/2019	Pension Drawdown - Gross	Accounted	20,000.00	Dr
22/03/2021	li@armstrongadvisory.com.au	30/06/2019	Investment Profit or Loss	Accounted	15,562.77	Cr

FOAMCREST SUPERANNUATION
Bank Account Movements
For the period 1 July 2018 to 30 June 2019

Date	Description	Withdrawals	Deposits	Balance
Account:	<u>CBA Bank Account (062-211 10108898)</u>			
1/07/2018	Opening Balance			70,258.03
01/07/2018	ACCOUNT FEE	10.00		70,248.03
04/07/2018	WBC DIVIDEND		3,464.84	73,712.87
27/07/2018	DIVIDEND TLS		110.00	73,822.87
27/07/2018	DIVIDEND DOW		118.02	73,940.89
27/07/2018	DIVIDEND IAG		166.20	74,107.09
01/08/2018	ACCOUNT FEE	10.00		74,097.09
15/08/2018	NABHA		39.69	74,136.78
01/09/2018	ACCOUNT FEE	10.00		74,126.78
05/09/2018	DIVIDEND IMB		277.50	74,404.28
28/09/2018	ATO		6,996.00	81,400.28
01/10/2018	ACCOUNT FEE	10.00		81,390.28
02/10/2018	DIVIDEND BLD		70.00	81,460.28
10/10/2018	DIVIDEND QANTAS		335.10	81,795.38
12/10/2018	BKL LTD		775.00	82,570.38
19/10/2018	DIVIDEND SGM		107.70	82,678.08
19/10/2018	DIVIDEND SGM		154.80	82,832.88
01/11/2018	ACCOUNT FEE	10.00		82,822.88
15/11/2018	NABHA		40.35	82,863.23
15/11/2018	TRANSFER 4623	20,000.00		62,863.23
26/11/2018	DIVIDEND IAG		45.71	62,908.94
26/11/2018	IAG CAPITAL		162.05	63,070.99
01/12/2018	ACCOUNT FEE	10.00		63,060.99
02/12/2018	TRANSFER 4623	20,000.00		43,060.99
20/12/2018	DIVIDEND WBC		3,464.84	46,525.83
21/12/2018	TRANSFER 4623	20,000.00		26,525.83
01/01/2019	ACCOUNT FEE	10.00		26,515.83
04/01/2019	TRANSFER 4623	20,000.00		6,515.83
01/02/2019	ACCOUNT FEE	10.00		6,505.83
15/02/2019	DIVIDEND CYBG		8.69	6,514.52
15/02/2019	NABHA		40.20	6,554.72
28/02/2019	DIVIDEND IMB		263.63	6,818.35
01/03/2019	ACCOUNT FEE	10.00		6,808.35
06/03/2019	TRANSFER 4623	5,000.00		1,808.35
14/03/2019	TRANSFER 4623		5,000.00	6,808.35
15/03/2019	DIVIDEND BLD ITM		65.00	6,873.35
20/03/2019	DIVIDEND IAG		97.44	6,970.79
20/03/2019	DIVIDEND DOW		118.02	7,088.81
20/03/2019	DIRECT CREDIT BKL		750.00	7,838.81
27/03/2019	DIVIDEND SGM		82.57	7,921.38
27/03/2019	DIVIDEND SGM		118.68	8,040.06
28/03/2019	DIVIDEND QANTAS		402.12	8,442.18
29/03/2019	DIVIDEND TLS INT		80.00	8,522.18
01/04/2019	ACCOUNT FEE	10.00		8,512.18
01/05/2019	ACCOUNT FEE	10.00		8,502.18
15/05/2019	DIRECT CREDIT NABHA		39.26	8,541.44
30/05/2019	DIRECT CREDIT CASH		51.05	8,592.49
01/06/2019	ACCOUNT FEE	10.00		8,582.49
24/06/2019	DIVIDEND WBC		3,464.84	12,047.33
30/06/2019	Closing Balance	85,120.00	26,909.30	12,047.33
	Transactions : 48			

FOAMCREST SUPERANNUATION

Investment Summary as at 30 June 2019

Investment	Units	Average Cost Price	Market Price	Accounting Cost	Market Value	Unrealised Accounting Gain/(Loss)	Accounting Gain/(Loss) (%)	Portfolio Weight (%)
<u>Bank</u>								
CBA Bank Account				12,047.33	12,047.33			2.23%
				12,047.33	12,047.33			2.23%
<u>Listed Securities Market</u>								
Australia And New Zealand Banking Group Limited (ASX:ANZ)	5,040.00000	18.0545	28.2100	90,994.93	142,178.40	51,183.47	56.25%	26.29%
Blackmores Limited (ASX:BKL)	500.00000	4.3024	89.9100	2,151.20	44,955.00	42,803.80	1,989.76%	8.31%
Boral Limited. (ASX:BLD)	500.00000	3.1600	5.1200	1,580.00	2,560.00	980.00	62.03%	0.47%
Commonwealth Bank Of Australia. (ASX:CBA)	1,713.00000	41.2905	82.7800	70,730.63	141,802.14	71,071.51	100.48%	26.22%
Downer Edi Limited (ASX:DOW)	843.00000	2.9938	6.9200	2,523.81	5,833.56	3,309.75	131.14%	1.08%
Insurance Australia Group Limited (ASX:IAG)	812.00000	(0.1996)	8.2600	(162.05)	6,707.12	6,869.17	(4,238.92)%	1.24%
National Australia Bank Limited (ASX:NAB)	773.00000	24.0429	26.7200	18,585.14	20,654.56	2,069.42	11.13%	3.82%
Origin Energy Limited (ASX:ORG)	1,022.00000	6.0009	7.3100	6,132.95	7,470.82	1,337.87	21.81%	1.38%
Qantas Airways Limited (ASX:QAN)	3,351.00000	3.0302	5.4000	10,154.26	18,095.40	7,941.14	78.21%	3.35%
Sims Limited (ASX:SGM)	875.00000	5.8767	10.8600	5,142.07	9,502.50	4,360.43	84.80%	1.76%
Telstra Corporation Limited. (ASX:TLS)	1,000.00000	3.3000	3.8500	3,300.00	3,850.00	550.00	16.67%	0.71%
Virgin Money Uk PLC - Cdi 1:1 Foreign Exempt Lse (ASX:VUK)	156.00000	4.0100	8.6435	625.56	1,348.38	722.82	115.55%	0.25%
Westpac Banking Corporation (ASX:WBC)	3,686.00000	5.5662	28.3600	20,516.92	104,534.96	84,018.04	409.51%	19.33%
				232,275.42	509,492.84	277,217.42	119.35%	94.21%
<u>Term Deposits</u>								
NAB Income Securities				5,000.00	5,000.00	0.00	0.00%	0.92%
				5,000.00	5,000.00	0.00	0.00%	0.92%
<u>Unlisted Market</u>								
IMB LTD	2,775.00000	2.7709	5.1500	7,689.33	14,291.25	6,601.92	85.86%	2.64%
				7,689.33	14,291.25	6,601.92	85.86%	2.64%
				257,012.08	540,831.42	283,819.34	110.43%	100.00%

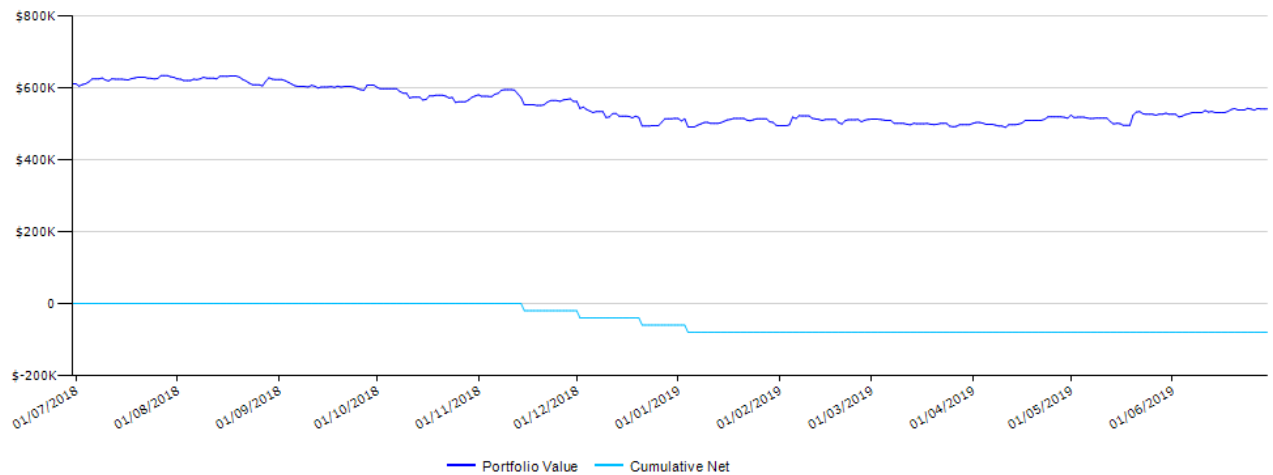
The accounting cost is the original cost base adjusted by any subsequent capital call/improvement or capital return transactions. In many cases, it is not the same as the adjusted or reduced cost base, or the reset cost base resulting from the CGT relief. To view the tax cost base and unrealised gain/(loss) for tax purposes refer to the Unrealised Capital Gains Report or change the report parameter to tax cost base.

FOAMCREST SUPERANNUATION
Investment Movement and Returns Report
For the period from 01 July 2018 to 30 June 2019

Movement in Value

Starting Market Value	611,158.82
Net Withdrawal	(80,000.00)
Realised and Unrealised Gains/Losses	(28,229.20)
Investment Income (excluding credits)	31,025.80
Portfolio Expenses	(379.00)
Other*	7,255.80
Ending Market Value	540,831.42
Movement in Value	(70,327.40)

Portfolio Value versus Cumulative Net Investment



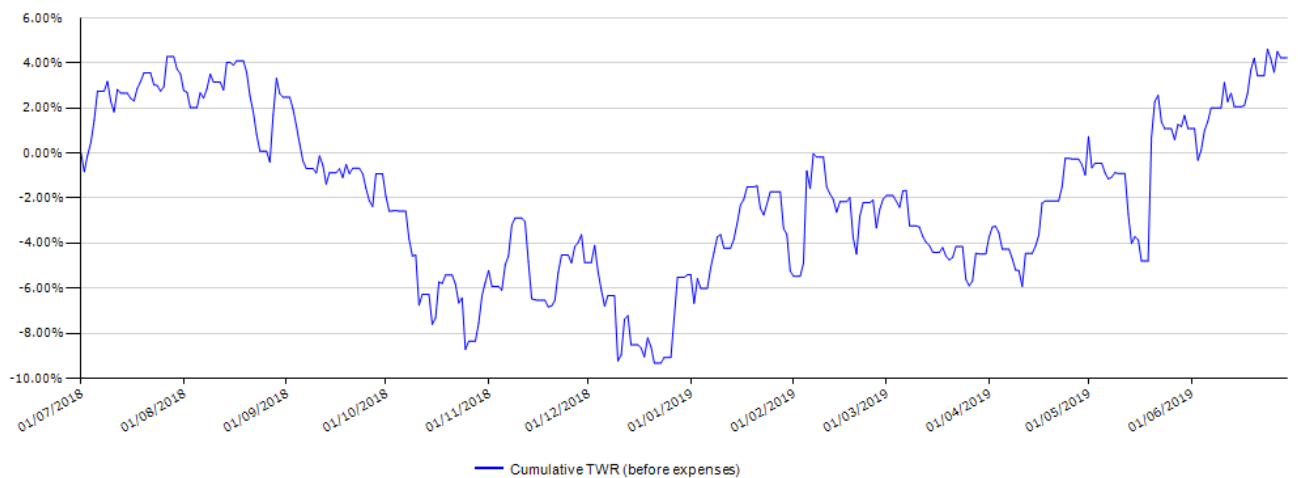
FOAMCREST SUPERANNUATION
Investment Movement and Returns Report
For the period from 01 July 2018 to 30 June 2019

Portfolio Return

Realised and Unrealised Gains/Losses	(28,229.20)
Investment Income (excluding credits)	31,025.80
Credits	13,145.17
Total dollar return before expenses	15,941.77
Investment Expenses	(120.00)
Total dollar return after expenses	15,821.77

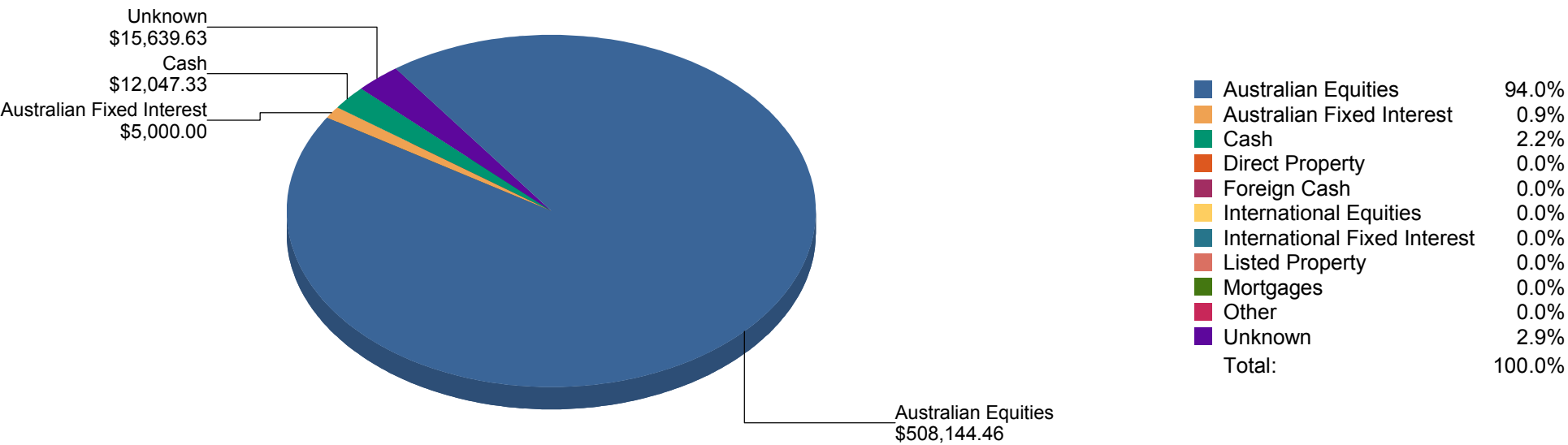
	1 year	3 years	Since 01/07/2018	Since 01/07/2018
Investment return before expenses (TWR)	4.23%	-	4.23%	4.23%

Return Over Time



FOAMCREST SUPERANNUATION
Investment Allocation as at 30 June 2019

Current Asset Allocation



FOAMCREST SUPERANNUATION

Investment Allocation as at 30 June 2019

	Australian Equities	Australian Fixed Interest	Cash	Unknown	Total (\$)
Australia And New Zealand Banking Group Limited (ASX:ANZ)	142,178.40 100.00%	0.00 0.00%	0.00 0.00%	0.00 0.00%	142,178.40 100.00%
Blackmores Limited (ASX:BKL)	44,955.00 100.00%	0.00 0.00%	0.00 0.00%	0.00 0.00%	44,955.00 100.00%
Boral Limited. (ASX:BLD)	2,560.00 100.00%	0.00 0.00%	0.00 0.00%	0.00 0.00%	2,560.00 100.00%
CBA Bank Account	0.00 0.00%	0.00 0.00%	12,047.33 100.00%	0.00 0.00%	12,047.33 100.00%
Commonwealth Bank Of Australia. (ASX:CBA)	141,802.14 100.00%	0.00 0.00%	0.00 0.00%	0.00 0.00%	141,802.14 100.00%
Downer Edi Limited (ASX:DOW)	5,833.56 100.00%	0.00 0.00%	0.00 0.00%	0.00 0.00%	5,833.56 100.00%
IMB LTD	0.00 0.00%	0.00 0.00%	0.00 0.00%	14,291.25 100.00%	14,291.25 100.00%
Insurance Australia Group Limited (ASX:IAG)	6,707.12 100.00%	0.00 0.00%	0.00 0.00%	0.00 0.00%	6,707.12 100.00%
NAB Income Securities	0.00 0.00%	5,000.00 100.00%	0.00 0.00%	0.00 0.00%	5,000.00 100.00%
National Australia Bank Limited (ASX:NAB)	20,654.56 100.00%	0.00 0.00%	0.00 0.00%	0.00 0.00%	20,654.56 100.00%
Origin Energy Limited (ASX:ORG)	7,470.82 100.00%	0.00 0.00%	0.00 0.00%	0.00 0.00%	7,470.82 100.00%
Qantas Airways Limited (ASX:QAN)	18,095.40 100.00%	0.00 0.00%	0.00 0.00%	0.00 0.00%	18,095.40 100.00%
Sims Limited (ASX:SGM)	9,502.50 100.00%	0.00 0.00%	0.00 0.00%	0.00 0.00%	9,502.50 100.00%

	Australian Equities	Australian Fixed Interest	Cash	Unknown	Total (\$)
Telstra Corporation Limited. (ASX:TLS)	3,850.00 100.00%	0.00 0.00%	0.00 0.00%	0.00 0.00%	3,850.00 100.00%
Virgin Money Uk PLC - Cdi 1:1 Foreign Exempt Lse (ASX:VUK)	0.00 0.00%	0.00 0.00%	0.00 0.00%	1,348.38 100.00%	1,348.38 100.00%
Westpac Banking Corporation (ASX:WBC)	104,534.96 100.00%	0.00 0.00%	0.00 0.00%	0.00 0.00%	104,534.96 100.00%
Total	508,144.46 93.96%	5,000.00 0.92%	12,047.33 2.23%	15,639.63 2.89%	540,831.42 100.00%

NOTE: Investment Totals include Unsettled Amounts.

FOAMCREST SUPERANNUATION

Foreign Cash Reconciliation Statement

For the period 1 July 2018 to 30 June 2019

Bank Statement Line Items

Matched Transaction(s)

Date	Description	Foreign Withdrawals	Foreign Deposits	Balance	AUD Withdrawals	AUD Deposits	Amount	Matched As	Account Name
------	-------------	------------------------	---------------------	---------	--------------------	-----------------	--------	------------	--------------

Currency:

Bank Account:

Opening Balance

Closing Balance

FOAMCREST SUPERANNUATION
Statement of Taxable Income
For the Period from 1 July 2018 to 30 June 2019

Description	Investment Reference	Date	Tax	Amount
			Return Ref.	
<u>Income</u>			<u>Section B</u>	
Net Capital Gain				
Deferred Capital Gain Realised		30 Jun 2019	A	0.00
Less Capital Losses Applied		30 Jun 2019	A	0.00
Less Discount		30 Jun 2019	A	0.00
Total Net Capital Gain			A	0.00
Total Gross Rent and Other Leasing & Hiring Income			B	0.00
Total Gross Interest			C	0.00
Total Forestry Managed Investment Scheme Income			X	0.00
Total Net Foreign Income			D	0.00
Total Australian Franking Credits from a New Zealand Company			E	0.00
Total Transfers from Foreign Funds			F	0.00
Total Gross Payments where ABN not quoted			H	0.00
Total Gross Distribution from Partnerships			I	0.00
Unfranked Dividend Amount				
DIVIDEND BLD	BLD: Boral Limited.	02 Oct 2018	J	35.00
DIVIDEND BLD ITM	BLD: Boral Limited.	15 Mar 2019	J	32.50
DIVIDEND DOW	DOW: Downer Edi Limited	27 Jul 2018	J	59.01
DIVIDEND DOW	DOW: Downer Edi Limited	20 Mar 2019	J	59.01
NABHA	NAB: National Australia Bank Limited	15 Aug 2018	J	39.69
NABHA	NAB: National Australia Bank Limited	15 Nov 2018	J	40.35
NABHA	NAB: National Australia Bank Limited	15 Feb 2019	J	40.20
DIRECT CREDIT NABHA	NAB: National Australia Bank Limited	15 May 2019	J	39.26
Less Rounding			J	(0.02)
Total Unfranked Dividend Amount			J	345.00
Franked Dividend Amount				
Investment Income	ANZ: Australia And New Zealand Banking Group Limited	02 Jul 2018	K	3,802.40
Investment Income	ANZ: Australia And New Zealand Banking Group Limited	18 Dec 2018	K	3,912.00
BKL LTD	BKL: Blackmores Limited	12 Oct 2018	K	775.00
DIRECT CREDIT BKL	BKL: Blackmores Limited	20 Mar 2019	K	750.00
DIVIDEND BLD	BLD: Boral Limited.	02 Oct 2018	K	35.00
DIVIDEND BLD ITM	BLD: Boral Limited.	15 Mar 2019	K	32.50
Investment Income	CBA: Commonwealth Bank Of Australia.	28 Sep 2018	K	3,732.96
Investment Income	CBA: Commonwealth Bank Of Australia.	28 Mar 2019	K	3,336.00
DIVIDEND DOW	DOW: Downer Edi Limited	27 Jul 2018	K	59.01
DIVIDEND DOW	DOW: Downer Edi Limited	20 Mar 2019	K	59.01
DIVIDEND IAG	IAG: Insurance Australia Group Limited	27 Jul 2018	K	166.20
DIVIDEND IAG	IAG: Insurance Australia Group Limited	26 Nov 2018	K	45.71
DIVIDEND IAG	IAG: Insurance Australia Group Limited	20 Mar 2019	K	97.44
DIVIDEND IMB	IMB: IMB LTD	05 Sep 2018	K	277.50
DIVIDEND IMB	IMB: IMB LTD	28 Feb 2019	K	263.63
Investment Income	NAB: National Australia Bank Limited	05 Jul 2018	K	707.85
Investment Income	NAB: National Australia Bank Limited	14 Dec 2018	K	733.59

FOAMCREST SUPERANNUATION
Statement of Taxable Income
For the Period from 1 July 2018 to 30 June 2019

Description	Investment Reference	Date	Tax	Amount
			Return Ref.	
Investment Income	ORG: Origin Energy Limited	29 Mar 2019	K	100.80
DIVIDEND QANTAS	QAN: Qantas Airways Limited	10 Oct 2018	K	335.10
DIVIDEND QANTAS	QAN: Qantas Airways Limited	28 Mar 2019	K	402.12
DIVIDEND SGM	SGM: Sims Limited	19 Oct 2018	K	154.80
DIVIDEND SGM	SGM: Sims Limited	19 Oct 2018	K	107.70
DIVIDEND SGM	SGM: Sims Limited	27 Mar 2019	K	82.57
DIVIDEND SGM	SGM: Sims Limited	27 Mar 2019	K	118.68
DIVIDEND TLS	TLS: Telstra Corporation Limited.	27 Jul 2018	K	110.00
DIVIDEND TLS INT	TLS: Telstra Corporation Limited.	29 Mar 2019	K	80.00
DIVIDEND CYBG	VUK: Virgin Money Uk PLC - Cdi 1:1 Foreign Exempt Lse	15 Feb 2019	K	8.69
WBC DIVIDEND	WBC: Westpac Banking Corporation	04 Jul 2018	K	3,464.84
DIVIDEND WBC	WBC: Westpac Banking Corporation	20 Dec 2018	K	3,464.84
DIVIDEND WBC	WBC: Westpac Banking Corporation	24 Jun 2019	K	3,464.84
Less Rounding			K	(0.78)
Total Franked Dividend Amount			K	30,680.00
Dividend Franking Credit				
Investment Income	ANZ: Australia And New Zealand Banking Group Limited	02 Jul 2018	L	1,629.60
Investment Income	ANZ: Australia And New Zealand Banking Group Limited	18 Dec 2018	L	1,676.57
BKL LTD	BKL: Blackmores Limited	12 Oct 2018	L	332.14
DIRECT CREDIT BKL	BKL: Blackmores Limited	20 Mar 2019	L	321.43
DIVIDEND BLD	BLD: Boral Limited.	02 Oct 2018	L	15.00
DIVIDEND BLD ITM	BLD: Boral Limited.	15 Mar 2019	L	13.93
Investment Income	CBA: Commonwealth Bank Of Australia.	28 Sep 2018	L	1,599.84
Investment Income	CBA: Commonwealth Bank Of Australia.	28 Mar 2019	L	1,429.71
DIVIDEND DOW	DOW: Downer Edi Limited	27 Jul 2018	L	25.29
DIVIDEND DOW	DOW: Downer Edi Limited	20 Mar 2019	L	25.29
DIVIDEND IAG	IAG: Insurance Australia Group Limited	27 Jul 2018	L	71.23
DIVIDEND IAG	IAG: Insurance Australia Group Limited	26 Nov 2018	L	19.59
DIVIDEND IAG	IAG: Insurance Australia Group Limited	20 Mar 2019	L	41.76
DIVIDEND IMB	IMB: IMB LTD	05 Sep 2018	L	118.93
DIVIDEND IMB	IMB: IMB LTD	28 Feb 2019	L	112.98
Investment Income	NAB: National Australia Bank Limited	05 Jul 2018	L	303.36
Investment Income	NAB: National Australia Bank Limited	14 Dec 2018	L	314.40
Investment Income	ORG: Origin Energy Limited	29 Mar 2019	L	43.20
DIVIDEND QANTAS	QAN: Qantas Airways Limited	10 Oct 2018	L	143.61
DIVIDEND QANTAS	QAN: Qantas Airways Limited	28 Mar 2019	L	172.34
DIVIDEND SGM	SGM: Sims Limited	19 Oct 2018	L	66.34
DIVIDEND SGM	SGM: Sims Limited	19 Oct 2018	L	46.16
DIVIDEND SGM	SGM: Sims Limited	27 Mar 2019	L	35.39
DIVIDEND SGM	SGM: Sims Limited	27 Mar 2019	L	50.86
DIVIDEND TLS	TLS: Telstra Corporation Limited.	27 Jul 2018	L	47.14
DIVIDEND TLS INT	TLS: Telstra Corporation Limited.	29 Mar 2019	L	34.29
WBC DIVIDEND	WBC: Westpac Banking Corporation	04 Jul 2018	L	1,484.93
DIVIDEND WBC	WBC: Westpac Banking Corporation	20 Dec 2018	L	1,484.93
DIVIDEND WBC	WBC: Westpac Banking Corporation	24 Jun 2019	L	1,484.93
Less Rounding			L	(0.17)

FOAMCREST SUPERANNUATION
Statement of Taxable Income
For the Period from 1 July 2018 to 30 June 2019

Description	Investment Reference	Date	Tax Return	
			Ref.	Amount
Total Dividend Franking Credit			L	13,145.00
Total Gross Trust Distributions			M	0.00
Total Assessable Employer Contributions			R1	0.00
Total Assessable Personal Contributions			R2	0.00
Total No-TFN quoted contributions			R3	0.00
Total Transfer of Liability to life insurance company or PST			R6	0.00
Total Assessable Contributions			R	0.00
Total Other Income			S	0.00
Total Assessable Income Due to Changed Tax Status of Fund			T	0.00
Total Net Non-arm's Length Income			U	0.00
Exempt Current Pension Income				
Exempt Current Pension Income	Dividend Franking Credit	30 Jun 2019	Y	(13,145.00)
Exempt Current Pension Income	Franked Dividend Amount	30 Jun 2019	Y	(30,680.00)
Exempt Current Pension Income	Unfranked Dividend Amount	30 Jun 2019	Y	(345.00)
Total Exempt Current Pension Income			Y	(44,170.00)
Total Assessable Income				0.00

Deductions

Section C

Total Interest Expenses within Australia			A	0.00
Total Interest Expenses Overseas			B	0.00
Total Capital Works Deductions			D	0.00
Total Deduction for Decline in Value of Depreciating Assets			E	0.00
Total Death or Disability Premiums			F	0.00
Total Death Benefit Increase			G	0.00
Total Approved Auditor Fee			H	0.00
Investment Expenses				
ACCOUNT FEE	CBA.BACCT: CBA Bank Account	01 Jul 2018	I	10.00
ACCOUNT FEE	CBA.BACCT: CBA Bank Account	01 Aug 2018	I	10.00
ACCOUNT FEE	CBA.BACCT: CBA Bank Account	01 Sep 2018	I	10.00
ACCOUNT FEE	CBA.BACCT: CBA Bank Account	01 Oct 2018	I	10.00
ACCOUNT FEE	CBA.BACCT: CBA Bank Account	01 Nov 2018	I	10.00
ACCOUNT FEE	CBA.BACCT: CBA Bank Account	01 Dec 2018	I	10.00
ACCOUNT FEE	CBA.BACCT: CBA Bank Account	01 Jan 2019	I	10.00
ACCOUNT FEE	CBA.BACCT: CBA Bank Account	01 Feb 2019	I	10.00
ACCOUNT FEE	CBA.BACCT: CBA Bank Account	01 Mar 2019	I	10.00
ACCOUNT FEE	CBA.BACCT: CBA Bank Account	01 Apr 2019	I	10.00
ACCOUNT FEE	CBA.BACCT: CBA Bank Account	01 May 2019	I	10.00
ACCOUNT FEE	CBA.BACCT: CBA Bank Account	01 Jun 2019	I	10.00
Less Current Pension Deductions		30 Jun 2019	I	(120.00)
Total Investment Expenses			I	0.00
Total Management and Administration Expenses			J	0.00

FOAMCREST SUPERANNUATION
Statement of Taxable Income
For the Period from 1 July 2018 to 30 June 2019

Description	Investment Reference	Date	Tax Return Ref.	Amount
Total Forestry Managed Investment Scheme Deduction			U	0.00
Other Deductions				
ATO		28 Sep 2018	L	259.00
Less Current Pension Deductions		30 Jun 2019	L	(259.00)
Total Other Deductions			L	0.00
Tax Losses Deducted				
Tax Losses Brought Forward		30 Jun 2019	M	0.00
Less Net Exempt Income		30 Jun 2019	M	0.00
Total Tax Losses Deducted			M	0.00
Total Deductions				0.00
Taxable Income or Loss		(V - N)	O	0.00

Income Tax Calculation Statement

Section D

Gross Tax

Gross Tax @ 15% for Concessional Income		30 Jun 2019	T1	0.00
Gross Tax @ 45% for Net Non-Arm's Length Income		30 Jun 2019	T1	0.00
No-TFN Quoted Contributions @ 32%		30 Jun 2019	J	0.00
Total Gross Tax				0.00

Total Credit: Foreign Tax Income Offset

C1 **0.00**

Total Credit: Rebates and Tax Offset

C2 **0.00**

Rebates and Offsets

C **0.00**

SUBTOTAL

0.00

Credit: Refundable Franking Credits

Investment Income	ANZ: Australia And New Zealand Banking Group Limited	02 Jul 2018	E1	1,629.60
Investment Income	ANZ: Australia And New Zealand Banking Group Limited	18 Dec 2018	E1	1,676.57
BKL LTD	BKL: Blackmores Limited	12 Oct 2018	E1	332.14
DIRECT CREDIT BKL	BKL: Blackmores Limited	20 Mar 2019	E1	321.43
DIVIDEND BLD	BLD: Boral Limited.	02 Oct 2018	E1	15.00
DIVIDEND BLD ITM	BLD: Boral Limited.	15 Mar 2019	E1	13.93
Investment Income	CBA: Commonwealth Bank Of Australia.	28 Sep 2018	E1	1,599.84
Investment Income	CBA: Commonwealth Bank Of Australia.	28 Mar 2019	E1	1,429.71
DIVIDEND DOW	DOW: Downer Edi Limited	27 Jul 2018	E1	25.29
DIVIDEND DOW	DOW: Downer Edi Limited	20 Mar 2019	E1	25.29
DIVIDEND IAG	IAG: Insurance Australia Group Limited	27 Jul 2018	E1	71.23
DIVIDEND IAG	IAG: Insurance Australia Group Limited	26 Nov 2018	E1	19.59
DIVIDEND IAG	IAG: Insurance Australia Group Limited	20 Mar 2019	E1	41.76
DIVIDEND IMB	IMB: IMB LTD	05 Sep 2018	E1	118.93
DIVIDEND IMB	IMB: IMB LTD	28 Feb 2019	E1	112.98
Investment Income	NAB: National Australia Bank Limited	05 Jul 2018	E1	303.36
Investment Income	NAB: National Australia Bank Limited	14 Dec 2018	E1	314.40
Investment Income	ORG: Origin Energy Limited	29 Mar 2019	E1	43.20

FOAMCREST SUPERANNUATION
Statement of Taxable Income
For the Period from 1 July 2018 to 30 June 2019

Description	Investment Reference	Date	Tax	Amount
			Return Ref.	
DIVIDEND QANTAS	QAN: Qantas Airways Limited	10 Oct 2018	E1	143.61
DIVIDEND QANTAS	QAN: Qantas Airways Limited	28 Mar 2019	E1	172.34
DIVIDEND SGM	SGM: Sims Limited	19 Oct 2018	E1	66.34
DIVIDEND SGM	SGM: Sims Limited	19 Oct 2018	E1	46.16
DIVIDEND SGM	SGM: Sims Limited	27 Mar 2019	E1	50.86
DIVIDEND SGM	SGM: Sims Limited	27 Mar 2019	E1	35.39
DIVIDEND TLS	TLS: Telstra Corporation Limited.	27 Jul 2018	E1	47.14
DIVIDEND TLS INT	TLS: Telstra Corporation Limited.	29 Mar 2019	E1	34.29
WBC DIVIDEND	WBC: Westpac Banking Corporation	04 Jul 2018	E1	1,484.93
DIVIDEND WBC	WBC: Westpac Banking Corporation	20 Dec 2018	E1	1,484.93
DIVIDEND WBC	WBC: Westpac Banking Corporation	24 Jun 2019	E1	1,484.93
Total Credit: Refundable Franking Credits			E1	13,145.17
Total Credit: No-TFN Tax Offset			E2	0.00
Total Credit: Refundable National Rental Affordability Scheme Tax Offset			E3	0.00
Total Credit: Interest on Early Payments			H1	0.00
Total Credit: Foreign Resident Withholding			H2	0.00
Total Credit: ABN/TFN Not Quoted (Non-Individual)			H3	0.00
Total Credit: Interest on No-TFN Tax Offset			H6	0.00
Total Eligible Credits				0.00
Net Tax Payable				(13,145.17)
Total PAYG Instalments Raised			K	0.00
Total Supervisory Levy			L	259.00
Total Supervisory Levy Adjustment for Wound Up Funds			M	0.00
Total Supervisory Levy Adjustment for New Funds			N	0.00
Total Amount Due / (Refundable)				(12,886.17)

FOAMCREST SUPERANNUATION
Foreign Income and Expenses Worksheet
For the period 1 July 2018 to 30 June 2019

Date	Description	Code	Market	Foreign Amount			Xrate	RBA Rate	Variance	AUD Amount		
				Gross	WHT	Net				Gross	WHT	Net

Currency:

FOAMCREST SUPERANNUATION

Tax Accounting Reconciliation

For the period 1 July 2018 to 30 June 2019

Operating Statement Profit vs. Provision for Income Tax		2019 \$
Benefits Accrued as a Result of Operations before Income Tax		(64,437.23)
<u>ADD:</u>		
Decrease in Market Value		28,229.20
Pension Non-deductible Expenses		379.00
Pensions Paid		80,000.00
<u>LESS:</u>		
Pension Exempt Income		44,170.00
Rounding		0.97
Taxable Income or Loss		0.00
	Income Amount	Tax Amount
Gross Tax @ 15% for Concessional Income	0.00	0.00
Gross Tax @ 45% for Net Non-Arm's Length Income	0.00	0.00
No-TFN Quoted Contributions @ 32%	0.00	0.00
Change in Carried Forward Losses	0.00	0.00
Provision for Income Tax		0.00

Provision for Income Tax vs. Income Tax Expense

Provision for Income Tax	0.00
Income Tax Expense	0.00

Provision for Income Tax vs. Income Tax Payable

Provision for Income Tax	0.00
<u>LESS:</u>	
Franking Credits	13,145.17
Income Tax Payable (Receivable)	(13,145.17)

Exempt Current Pension Income Settings

Pension Exempt % (Actuarial)	0.0000%
Pension Exempt % (Expenses)	100.0000%
Assets Segregated For Pensions	No

FOAMCREST SUPERANNUATION
Realised Capital Gains
For the period from 1 July 2018 to 30 June 2019

	Accounting Treatment					Taxation Treatment						
	Quantity	Proceeds	Excess Tax Value*	Original Cost	Accounting Profit/(Loss)	Cost Base Calculation		Capital Gains Calculation				
						Adjusted	Reduced	Indexation	Discounted	Other	Deferred	Capital Loss
Grand Total												

* Where there is an Excess Tax Value Amount, the Accounting Profit/(Loss) figure takes account of this. Accounting Profit/(Loss) equals Proceeds less Excess Tax Value less Original Cost.

FOAMCREST SUPERANNUATION
Realised Capital Gains
For the period from 1 July 2018 to 30 June 2019

Capital Gains Tax Return Summary

	Indexation	Discount	Other	Deferred	Total Capital Gains	Capital Losses
Current Year Capital Gains						
Shares & Units - Listed Shares	0.00	0.00	0.00	0.00	0.00	0.00
Shares & Units - Other Shares	0.00	0.00	0.00	0.00	0.00	0.00
Shares & Units - Listed Trusts	0.00	0.00	0.00	0.00	0.00	0.00
Shares & Units - Other Units	0.00	0.00	0.00	0.00	0.00	0.00
Australian Real Estate	0.00	0.00	0.00	0.00	0.00	0.00
Other Real Estate	0.00	0.00	0.00	0.00	0.00	0.00
Collectables	0.00	0.00	0.00	0.00	0.00	0.00
Other CGT Assets & Other CGT Events	0.00	0.00	0.00	0.00	0.00	0.00
Distributed Capital Gains from Trusts	0.00	0.00	0.00	0.00	0.00	0.00
	<u>0.00</u>	<u>0.00</u>	<u>0.00</u>	<u>0.00</u>	<u>0.00</u>	<u>0.00</u>
Capital Losses Applied						
Current Year	0.00	0.00	0.00	0.00	0.00	
Prior Years	0.00	0.00	0.00	0.00	0.00	
	<u>0.00</u>	<u>0.00</u>	<u>0.00</u>	<u>0.00</u>	<u>0.00</u>	
Net Capital Gains						
Net Gain after applying losses	0.00	0.00	0.00	0.00	0.00	
Discount applicable		0.00				
Net Gain after applying discount	<u>0.00</u>	<u>0.00</u>	<u>0.00</u>	<u>0.00</u>	<u>0.00</u>	

FOAMCREST SUPERANNUATION

Unrealised Capital Gains as at 30 June 2019

	Quantity /Description	Accounting Treatment			Taxation Treatment								
		Market Value	Original Cost	Accounting Gain/(Loss)	Cost Base Calculation				Capital Gains Calculation				
					Tax Free	Tax Deferred	AMIT	Amount	Indexation	Discountable	Other	Deferred	Capital Loss
<u>Bank</u>													
CBA Bank Account													
30/06/2019	12,047.33	12,047.33	12,047.33	0.00	0.00	0.00	0.00	12,047.33			0.00		
	12,047.33	12,047.33	12,047.33	0.00	0.00	0.00	0.00	12,047.33			0.00		
BankTotal		12,047.33	12,047.33	0.00	0.00	0.00	0.00	12,047.33			0.00		
<u>Listed Securities Market</u>													
Australia And New Zealand Banking Group Limited (ASX:ANZ)													
30/06/2018	4,753.00	134,082.13	83,280.53	50,801.60	0.00	0.00	0.00	83,280.53					
2/07/2018	137.00	3,864.77	3,802.40	62.37	0.00	0.00	0.00	3,802.40					
18/12/2018	150.00	4,231.50	3,912.00	319.50	0.00	0.00	0.00	3,912.00					
	5,040.00	142,178.40	90,994.93	51,183.47	0.00	0.00	0.00	90,994.93			0.00		
Blackmores Limited (ASX:BKL)													
30/06/2018	500.00	44,955.00	2,151.20	42,803.80	0.00	0.00	0.00	2,151.20					
	500.00	44,955.00	2,151.20	42,803.80	0.00	0.00	0.00	2,151.20			0.00		
Boral Limited. (ASX:BLD)													
30/06/2018	500.00	2,560.00	1,580.00	980.00	0.00	0.00	0.00	1,580.00					
	500.00	2,560.00	1,580.00	980.00	0.00	0.00	0.00	1,580.00			0.00		
Commonwealth Bank Of Australia. (ASX:CBA)													
30/06/2018	1,616.00	133,772.48	63,664.56	70,107.92	0.00	0.00	0.00	63,664.56					
28/09/2018	52.00	4,304.56	3,731.41	573.15	0.00	0.00	0.00	3,731.41					
28/03/2019	45.00	3,725.10	3,334.66	390.44	0.00	0.00	0.00	3,334.66					
	1,713.00	141,802.14	70,730.63	71,071.51	0.00	0.00	0.00	70,730.63			0.00		
Downer Edl Limited (ASX:DOW)													
30/06/2018	843.00	5,833.56	2,523.81	3,309.75	0.00	0.00	0.00	2,523.81					
	843.00	5,833.56	2,523.81	3,309.75	0.00	0.00	0.00	2,523.81			0.00		
Insurance Australia Group Limited (ASX:IAG)													
30/06/2018	812.00	6,707.12	(162.05)	6,869.17	0.00	0.00	0.00	(162.05)					
	812.00	6,707.12	(162.05)	6,869.17	0.00	0.00	0.00	(162.05)			0.00		

FOAMCREST SUPERANNUATION

Unrealised Capital Gains as at 30 June 2019

		Accounting Treatment			Taxation Treatment								
		Market Value	Original Cost	Accounting Gain/(Loss)	Cost Base Calculation				Capital Gains Calculation				
					Tax Free	Tax Deferred	AMIT	Amount	Indexation	Discountable	Other	Deferred	Capital Loss
Quantity /Description													
<u>Listed Securities Market</u>													
National Australia Bank Limited (ASX:NAB)													
30/06/2018	715.00	19,104.80	17,143.70	1,961.10	0.00	0.00	0.00	17,143.70					
5/07/2018	26.00	694.72	707.85	(13.13)	0.00	0.00	0.00	707.85					
14/12/2018	32.00	855.04	733.59	121.45	0.00	0.00	0.00	733.59					
	773.00	20,654.56	18,585.14	2,069.42	0.00	0.00	0.00	18,585.14			0.00		
Origin Energy Limited (ASX:ORG)													
30/06/2018	1,008.00	7,368.48	6,032.15	1,336.33	0.00	0.00	0.00	6,032.15					
29/03/2019	14.00	102.34	100.80	1.54	0.00	0.00	0.00	100.80					
	1,022.00	7,470.82	6,132.95	1,337.87	0.00	0.00	0.00	6,132.95			0.00		
Qantas Airways Limited (ASX:QAN)													
30/06/2018	3,351.00	18,095.40	10,154.26	7,941.14	0.00	0.00	0.00	10,154.26					
	3,351.00	18,095.40	10,154.26	7,941.14	0.00	0.00	0.00	10,154.26			0.00		
Sims Limited (ASX:SGM)													
30/06/2018	875.00	9,502.50	5,142.07	4,360.43	0.00	0.00	0.00	5,142.07					
	875.00	9,502.50	5,142.07	4,360.43	0.00	0.00	0.00	5,142.07			0.00		
Telstra Corporation Limited. (ASX:TLS)													
30/06/2018	1,000.00	3,850.00	3,300.00	550.00	0.00	0.00	0.00	3,300.00					
	1,000.00	3,850.00	3,300.00	550.00	0.00	0.00	0.00	3,300.00			0.00		
Virgin Money Uk PLC - Cdi 1:1 Foreign Exempt Lse (ASX:VUK)													
8/02/2016	156.00	1,348.38	625.56	722.82	0.00	0.00	0.00	625.56					
	156.00	1,348.38	625.56	722.82	0.00	0.00	0.00	625.56			0.00		
Westpac Banking Corporation (ASX:WBC)													
30/06/2018	3,686.00	104,534.96	20,516.92	84,018.04	0.00	0.00	0.00	20,516.92					
	3,686.00	104,534.96	20,516.92	84,018.04	0.00	0.00	0.00	20,516.92			0.00		
Listed Securities MarketTotal		509,492.84	232,275.42	277,217.42	0.00	0.00	0.00	232,275.42			0.00		
<u>Unlisted Market</u>													
IMB LTD													
30/06/2018	2,775.00	14,291.25	7,689.33	6,601.92	0.00	0.00	0.00	7,689.33					
	2,775.00	14,291.25	7,689.33	6,601.92	0.00	0.00	0.00	7,689.33			0.00		

FOAMCREST SUPERANNUATION

Unrealised Capital Gains as at 30 June 2019

Quantity /Description	Accounting Treatment			Taxation Treatment								
	Market Value	Original Cost	Accounting Gain/(Loss)	Cost Base Calculation				Capital Gains Calculation				
				Tax Free	Tax Deferred	AMIT	Amount	Indexation	Discountable	Other	Deferred	Capital Loss
Unlisted MarketTotal	14,291.25	7,689.33	6,601.92	0.00	0.00	0.00	7,689.33			0.00		

FOAMCREST SUPERANNUATION

Unrealised Capital Gains as at 30 June 2019

Capital Gains Tax Return Summary

	Indexation	Discount	Other	Deferred	Total Capital Gains	Capital Losses
Current Year Capital Gains						
Shares & Units - Listed Shares	0.00	0.00	0.00	0.00	0.00	0.00
Shares & Units - Other Shares	0.00	0.00	0.00	0.00	0.00	0.00
Shares & Units - Listed Trusts	0.00	0.00	0.00	0.00	0.00	0.00
Shares & Units - Other Units	0.00	0.00	0.00	0.00	0.00	0.00
Australian Real Estate	0.00	0.00	0.00	0.00	0.00	0.00
Other Real Estate	0.00	0.00	0.00	0.00	0.00	0.00
Collectables	0.00	0.00	0.00	0.00	0.00	0.00
Other CGT Assets & Other CGT Events	0.00	0.00	0.00	0.00	0.00	0.00
Distributed Capital Gains from Trusts	0.00	0.00	0.00	0.00	0.00	0.00
	0.00	0.00	0.00	0.00	0.00	0.00
Capital Losses Applied						
Current Year	0.00	0.00	0.00	0.00	0.00	
Prior Years	0.00	0.00	0.00	0.00	0.00	
	0.00	0.00	0.00	0.00	0.00	
Net Capital Gains						
Net Gain after applying losses	0.00	0.00	0.00	0.00	0.00	
Discount applicable		0.00				
Net Gain after applying discount	0.00	0.00	0.00	0.00	0.00	

Gains/Losses on Custom Holding Accounts

Account Name	Book Cost	Value	Gain/(Loss)	Tax Rate %	Tax Effect
--------------	-----------	-------	-------------	------------	------------

Custom Holding Accounts Totals