

WILLIS FAMILY SUPERANNUATION FUND

Trustees Declaration

The trustees have determined that the fund is not a reporting entity and that the special purpose financial statements should be prepared in accordance with the accounting policies described in Note 1 to the financial statements.

The trustees declare that:

- (i) the financial statements and notes to the financial statements for the year ended 30 June 2017 present fairly, in all material respects, the financial position of the superannuation fund at 30 June 2017 and the results of its operations for the year ended on that date in accordance with the accounting policies described in Note 1 to the financial statements;
- (ii) the financial statements and notes to the financial statements have been prepared in accordance with the requirements of the trust deed; and
- (iii) the operation of the superannuation fund has been carried out in accordance with its trust deed and in compliance with the requirements of the Superannuation Industry (Supervision) Act 1993 and associated Regulations during the year ended 30 June 2017.

Specifically, the trustees declare that:

- in accordance with s120 of the Superannuation Industry (Supervision) Act 1993, no individual trustee has been or is a disqualified person;
- the fund has satisfactory title to all assets, all assets are unencumbered and free from charge as prescribed by s50 of the Superannuation Industry (Supervision) Act 1993 and reg13.14 of the Superannuation Industry (Supervision) Act 1994; and
- to the knowledge of the trustees, there have been no events or transactions subsequent to the balance date which could have a material impact on the fund. Where such events have occurred, the effect of such events has been accounted and noted in the fund's financial statements.

Signed in accordance with a resolution of the trustees by:

.....
RODNEY WILLIS

Trustee

.....
ROSLYN WILLIS

Trustee

21 December 2018

Members Statement

RODNEY ALEXANDER WILLIS
 32 WESTBOURNE DRIVE
 WIGHTS MOUNTAIN, Queensland, 4520, Australia

Your Details

Date of Birth : 31/12/1940
 Age: 76
 Tax File Number: Provided
 Date Joined Fund: 31/05/2007
 Service Period Start Date: 31/05/2007
 Date Left Fund:
 Member Code: WILROD00003A
 Account Start Date 31/05/2007
 Account Type: Accumulation
 Account Description: Accumulation

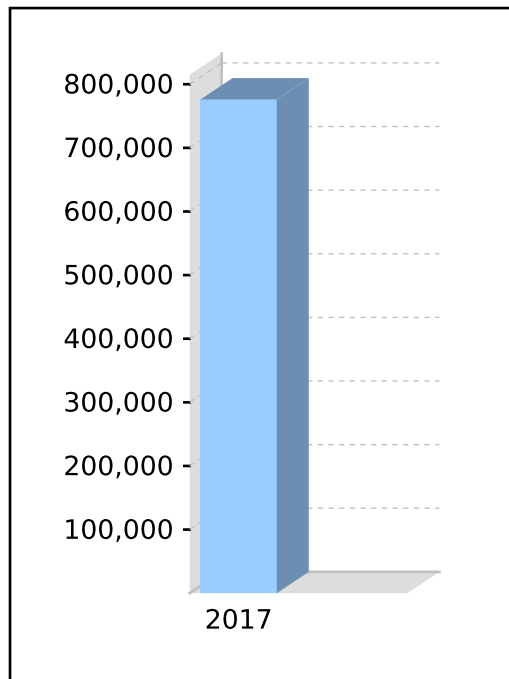
Nominated Beneficiaries N/A
 Vested Benefits 776,129.77
 Total Death Benefit 776,129.77

Your Balance

Total Benefits 776,129.77

Preservation Components
 Preserved 776,129.77
 Unrestricted Non Preserved
 Restricted Non Preserved

Tax Components
 Tax Free 457,732.01
 Taxable 318,397.76



Your Detailed Account Summary

	This Year
Opening balance at 01/07/2016	776,129.77
<u>Increases to Member account during the period</u>	
Employer Contributions	
Personal Contributions (Concessional)	
Personal Contributions (Non Concessional)	
Government Co-Contributions	
Other Contributions	
Proceeds of Insurance Policies	
Transfers In	
Net Earnings	
Internal Transfer In	
<u>Decreases to Member account during the period</u>	
Pensions Paid	
Contributions Tax	
Income Tax	
No TFN Excess Contributions Tax	
Excess Contributions Tax	
Refund Excess Contributions	
Division 293 Tax	
Insurance Policy Premiums Paid	
Management Fees	
Member Expenses	
Benefits Paid/Transfers Out	
Superannuation Surcharge Tax	
Internal Transfer Out	
Closing balance at 30/06/2017	776,129.77

Members Statement

RODNEY ALEXANDER WILLIS
 32 WESTBOURNE DRIVE
 WIGHTS MOUNTAIN, Queensland, 4520, Australia

Your Details

Date of Birth : 31/12/1940
 Age: 76
 Tax File Number: Provided
 Date Joined Fund: 31/05/2007
 Service Period Start Date: 31/05/2007
 Date Left Fund:
 Member Code: WILROD00004P
 Account Start Date 31/05/2007
 Account Type: Pension
 Account Description: Account Based Pension

Nominated Beneficiaries N/A
 Vested Benefits
 Total Death Benefit

Your Balance

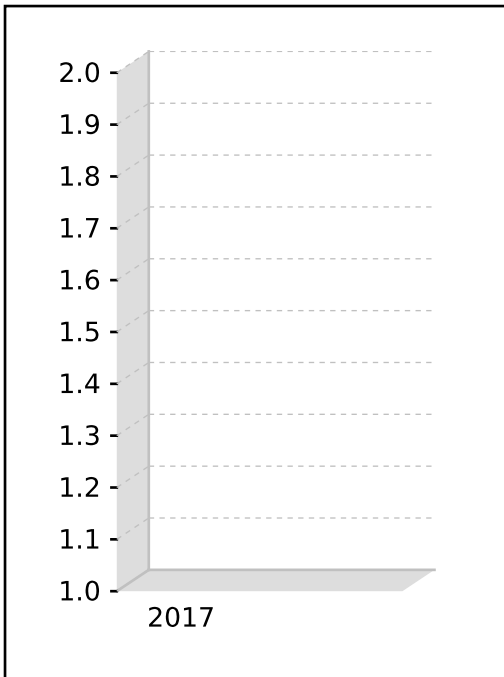
Total Benefits

Preservation Components

Preserved
 Unrestricted Non Preserved
 Restricted Non Preserved

Tax Components

Tax Free (59.00%)
 Taxable



Your Detailed Account Summary

This Year

Opening balance at 01/07/2016

Increases to Member account during the period

Employer Contributions
 Personal Contributions (Concessional)
 Personal Contributions (Non Concessional)
 Government Co-Contributions
 Other Contributions
 Proceeds of Insurance Policies
 Transfers In
 Net Earnings
 Internal Transfer In

Decreases to Member account during the period

Pensions Paid
 Contributions Tax
 Income Tax
 No TFN Excess Contributions Tax
 Excess Contributions Tax
 Refund Excess Contributions
 Division 293 Tax
 Insurance Policy Premiums Paid
 Management Fees
 Member Expenses
 Benefits Paid/Transfers Out
 Superannuation Surcharge Tax
 Internal Transfer Out

Closing balance at 30/06/2017 0.00

Members Statement

ROSLYN LISTER WILLIS
 32 WESTBOURNE DRIVE
 WIGHTS MOUNTAIN, Queensland, 4520, Australia

Your Details

Date of Birth : 02/12/1941
 Age: 75
 Tax File Number: Provided
 Date Joined Fund: 31/05/2007
 Service Period Start Date: 31/05/2007
 Date Left Fund:
 Member Code: WILROS00004P
 Account Start Date 31/05/2007
 Account Type: Pension
 Account Description: Account Based Pension

Nominated Beneficiaries N/A
 Vested Benefits 475,629.97
 Total Death Benefit 475,629.97

Your Balance

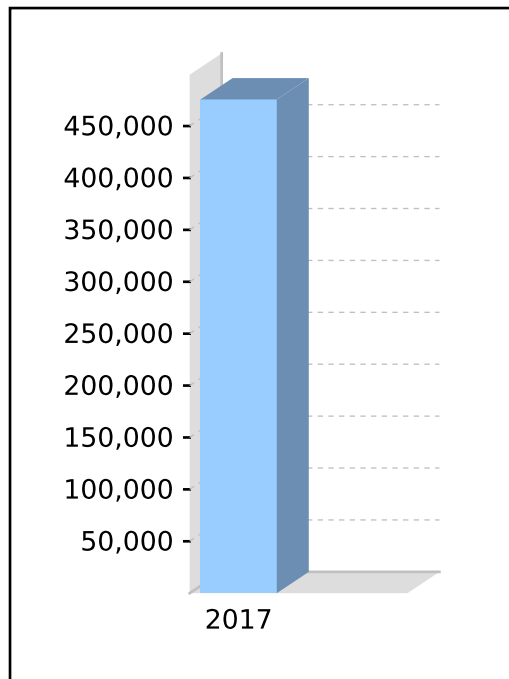
Total Benefits 475,629.97

Preservation Components

Preserved
 Unrestricted Non Preserved 475,629.97
 Restricted Non Preserved

Tax Components

Tax Free (58.99%) 280,570.84
 Taxable 195,059.13



Your Detailed Account Summary

	This Year
Opening balance at 01/07/2016	475,629.97
<u>Increases to Member account during the period</u>	
Employer Contributions	
Personal Contributions (Concessional)	
Personal Contributions (Non Concessional)	
Government Co-Contributions	
Other Contributions	
Proceeds of Insurance Policies	
Transfers In	
Net Earnings	
Internal Transfer In	
<u>Decreases to Member account during the period</u>	
Pensions Paid	
Contributions Tax	
Income Tax	
No TFN Excess Contributions Tax	
Excess Contributions Tax	
Refund Excess Contributions	
Division 293 Tax	
Insurance Policy Premiums Paid	
Management Fees	
Member Expenses	
Benefits Paid/Transfers Out	
Superannuation Surcharge Tax	
Internal Transfer Out	
Closing balance at 30/06/2017	475,629.97

WILLIS FAMILY SUPERANNUATION FUND
Contributions Breakdown Report

For The Period 01 July 2016 - 30 June 2017

Summary

Member	D.O.B	Age (at 30/06/2016)	Concessional	Non-Concessional	Other	Reserves	Total
WILLIS, RODNEY	31/12/1940	75 *3	0.00	0.00	0.00	0.00	0.00
All Members			0.00	0.00	0.00	0.00	0.00

*3 Members aged 75 or over generally can't accept non-mandated contributions. Only mandated employer contribution can be accepted.

Contribution Caps

Member	Contribution Type	Contributions	Cap	Current Position
WILLIS, RODNEY	Concessional	0.00	35,000.00	35,000.00 Below Cap
	Non-Concessional	0.00	180,000.00	180,000.00 Below Cap

NCC Bring Forward Caps

Member	Bring Forward Cap	2014	2015	2016	2017	Total	Current Position
WILLIS, RODNEY	N/A	0.00	0.00	0.00	0.00	N/A	Bring Forward Not Triggered
Total for all members		0.00	0.00	0.00	0.00		

WILLIS FAMILY SUPERANNUATION FUND

Investment Summary Report

As at 30 June 2017

Investment	Units	Market Price	Market Value	Average Cost	Accounting Cost	Unrealised Gain/(Loss)	Gain/(Loss)%	Portfolio Weight%
Cash/Bank Accounts								
Flexi		10,775.850000	10,775.85	10,775.85	10,775.85			0.88 %
Saving Account		37,555.840000	37,555.84	37,555.84	37,555.84			3.06 %
Term Deposit		200,000.000000	200,000.00	200,000.00	200,000.00			16.27 %
Working Account		23,775.770000	23,775.77	23,775.77	23,775.77			1.93 %
			272,107.46		272,107.46		0.00 %	22.14 %
Fixed Interest Securities (Australian) - Unithised								
SUNPD.AX Suncorp Group Limited	100.00	103.150000	10,315.00	100.00	10,000.00	315.00	3.15 %	0.84 %
			10,315.00		10,000.00	315.00	3.15 %	0.84 %
Other Revaluations								
Other Revaluations						59,793.69		
						59,793.69	0.00 %	0.00 %
Shares in Listed Companies (Australian)								
ANZ.AX Australia And New Zealand Banking Group Limited	8,000.00	28.720000	229,760.00	22.03	176,238.22	53,521.78	30.37 %	18.70 %
ANZPG.AX Australia And New Zealand Banking Group Limited - Cap Note 3-Bbsw+4.70% Perp Non	200.00	104.750000	20,950.00	100.00	20,000.00	950.00	4.75 %	1.70 %
CYB.AX Cybg Plc	1,750.00	4.710000	8,242.50	4.01	7,017.50	1,225.00	17.46 %	0.67 %
IAG.AX Insurance Australia Group Limited	4,000.00	6.780000	27,120.00	4.39	17,579.95	9,540.05	54.27 %	2.21 %
MPL.AX Medibank Private Limited	4,154.00	2.800000	11,631.20	2.00	8,308.00	3,323.20	40.00 %	0.95 %
NABPB.AX National Australia Bank \$100 Cony. Pref. Shares II	200.00	102.000000	20,400.00	100.00	20,000.00	400.00	2.00 %	1.66 %
NAB.AX National Australia Bank Limited	7,000.00	29.590000	207,130.00	23.89	167,231.04	39,898.96	23.86 %	16.85 %
STO.AX Santos Limited	8,808.00	3.030000	26,688.24	5.72	50,419.80	(23,731.56)	(47.07) %	2.17 %
BOQ.AX Shares in listed companies	2,000.00	11.450000	22,900.00	12.30	24,607.89	(1,707.89)	(6.94) %	1.86 %
SIG.AX Sigma Healthcare Limited	100,000.00	0.895000	89,500.00	0.94	93,549.75	(4,049.75)	(4.33) %	7.28 %
SUN.AX Suncorp Group Limited	4,000.00	14.820000	59,280.00	13.04	52,173.75	7,106.25	13.62 %	4.82 %
WBC.AX Westpac Banking Corporation	7,305.00	30.510000	222,875.55	24.63	179,943.26	42,932.29	23.86 %	18.14 %

WILLIS FAMILY SUPERANNUATION FUND
Investment Summary Report

As at 30 June 2017

Investment	Units	Market Price	Market Value	Average Cost	Accounting Cost	Unrealised Gain/(Loss)	Gain/ (Loss)%	Portfolio Weight%
			946,477.49		817,069.16	129,408.33	15.84 %	77.02 %
			1,228,899.95		1,099,176.62	189,517.02	17.24 %	100.00 %

WILLIS FAMILY SUPERANNUATION FUND

Unrealised Capital Gains - Detailed

As at 30 June 2017

Investment	Contract Date	Units	Cost	Tax Deferred /Depreciation	CGT Cost Base	Market Value	Projected Profit / (Loss)	Taxable Profit Indexation	Taxable Profit Discounted
Fixed Interest Securities (Australian) - Unitised									
Suncorp Group Limited									
	27/05/2008	100.00	10,000.00	0.00	10,000.00	10,315.0000	315.00	0.00	210.00
		100.00	10,000.00	0.00	10,000.00	10,315.0000	315.00	0.00	210.00
		100.00	10,000.00	0.00	10,000.00	10,315.0000	315.00	0.00	210.00
Shares in Listed Companies (Australian)									
Australia And New Zealand Banking Group Limited									
	24/01/2008	2,000.00	50,675.90	0.00	50,675.90	57,440.0000	6,764.10	0.00	4,509.40
	05/08/2008	2,000.00	32,048.00	0.00	32,048.00	57,440.0000	25,392.00	0.00	16,928.00
	01/07/2009	1,042.00	15,000.00	0.00	15,000.00	29,926.2400	14,926.24	0.00	9,950.83
	15/08/2011	458.00	9,171.63	0.00	9,171.63	13,153.7600	3,982.13	0.00	2,654.75
	03/01/2012	500.00	10,299.95	0.00	10,299.95	14,360.0000	4,060.05	0.00	2,706.70
	13/07/2015	1,000.00	32,405.40	0.00	32,405.40	28,720.0000	(3,685.40)	0.00	0.00
	07/09/2015	567.00	15,000.00	0.00	15,000.00	16,284.2400	1,284.24	0.00	856.16
	06/10/2015	433.00	11,637.34	0.00	11,637.34	12,435.7600	798.42	0.00	532.28
		8,000.00	176,238.22	0.00	176,238.22	229,760.0000	53,521.78	0.00	38,138.12
Australia And New Zealand Banking Group Limited - Cap Note									
	27/09/2016	200.00	20,000.00	0.00	20,000.00	20,950.0000	950.00	0.00	0.00
		200.00	20,000.00	0.00	20,000.00	20,950.0000	950.00	0.00	0.00
Shares in listed companies									
	21/09/2015	1,000.00	12,159.95	0.00	12,159.95	11,450.0000	(709.95)	0.00	0.00
	22/09/2015	1,000.00	12,447.94	0.00	12,447.94	11,450.0000	(997.94)	0.00	0.00

WILLIS FAMILY SUPERANNUATION FUND

Unrealised Capital Gains - Detailed

As at 30 June 2017

Investment	Contract Date	Units	Cost	Tax Deferred /Depreciation	CGT Cost Base	Market Value	Projected Profit / (Loss)	Taxable Profit Indexation	Taxable Profit Discounted
Shares in Listed Companies (Australian)									
Shares in listed companies									
		2,000.00	24,607.89	0.00	24,607.89	22,900.0000	(1,707.89)	0.00	0.00
Cybg Plc	03/02/2016	1,750.00	7,017.50	0.00	7,017.50	8,242.5000	1,225.00	0.00	816.67
		1,750.00	7,017.50	0.00	7,017.50	8,242.5000	1,225.00	0.00	816.67
Insurance Australia Group Limited									
	19/09/2007	3,000.00	14,579.95	0.00	14,579.95	20,340.0000	5,760.05	0.00	3,840.03
	26/03/2009	1,000.00	3,000.00	0.00	3,000.00	6,780.0000	3,780.00	0.00	2,520.00
		4,000.00	17,579.95	0.00	17,579.95	27,120.0000	9,540.05	0.00	6,360.03
Medibank Private Limited									
	07/11/2014	4,154.00	8,308.00	0.00	8,308.00	11,631.2000	3,323.20	0.00	2,215.47
		4,154.00	8,308.00	0.00	8,308.00	11,631.2000	3,323.20	0.00	2,215.47
National Australia Bank Limited									
	23/01/2009	1,000.00	17,477.45	0.00	17,477.45	29,590.0000	12,112.55	0.00	8,075.03
	27/01/2009	1,000.00	16,827.45	0.00	16,827.45	29,590.0000	12,762.55	0.00	8,508.37
	17/08/2009	202.00	4,140.50	0.00	4,140.50	5,977.1800	1,836.68	0.00	1,224.45
	15/08/2011	298.00	6,543.49	0.00	6,543.49	8,817.8200	2,274.33	0.00	1,516.22
	10/09/2012	1,000.00	24,235.30	0.00	24,235.30	29,590.0000	5,354.70	0.00	3,569.80
	18/10/2012	1,000.00	25,797.64	0.00	25,797.64	29,590.0000	3,792.36	0.00	2,528.24
	29/10/2012	1,000.00	25,126.64	0.00	25,126.64	29,590.0000	4,463.36	0.00	2,975.57
	08/08/2014	500.00	16,919.12	0.00	16,919.12	14,795.0000	(2,124.12)	0.00	0.00
	22/05/2015	480.00	13,198.80	0.00	13,198.80	14,203.2000	1,004.40	0.00	669.60

WILLIS FAMILY SUPERANNUATION FUND

Unrealised Capital Gains - Detailed

As at 30 June 2017

Investment	Contract Date	Units	Cost	Tax Deferred /Depreciation	CGT Cost Base	Market Value	Projected Profit / (Loss)	Taxable Profit Indexation	Taxable Profit Discounted
Shares in Listed Companies (Australian)									
National Australia Bank Limited									
	08/07/2015	520.00	16,964.65	0.00	16,964.65	15,386.8000	(1,577.85)	0.00	0.00
		7,000.00	167,231.04	0.00	167,231.04	207,130.0000	39,898.96	0.00	29,067.29
National Australia Bank \$100 Cony. Pref. Shares II									
	03/12/2013	200.00	20,000.00	0.00	20,000.00	20,400.0000	400.00	0.00	266.67
		200.00	20,000.00	0.00	20,000.00	20,400.0000	400.00	0.00	266.67
Sigma Healthcare Limited									
	19/09/2007	10,000.00	14,779.95	0.00	14,779.95	8,950.0000	(5,829.95)	0.00	0.00
	20/11/2007	10,000.00	16,829.95	0.00	16,829.95	8,950.0000	(7,879.95)	0.00	0.00
	16/04/2008	10,000.00	11,279.95	0.00	11,279.95	8,950.0000	(2,329.95)	0.00	0.00
	05/08/2008	20,000.00	18,329.95	0.00	18,329.95	17,900.0000	(429.95)	0.00	0.00
	01/10/2009	16,000.00	16,320.00	0.00	16,320.00	14,320.0000	(2,000.00)	0.00	0.00
	30/03/2011	34,000.00	16,009.95	0.00	16,009.95	30,430.0000	14,420.05	0.00	9,613.37
		100,000.00	93,549.75	0.00	93,549.75	89,500.0000	(4,049.75)	0.00	9,613.37
Santos Limited									
	12/03/2015	2,000.00	15,079.90	0.00	15,079.90	6,060.0000	(9,019.90)	0.00	0.00
	20/03/2015	2,000.00	14,519.95	0.00	14,519.95	6,060.0000	(8,459.95)	0.00	0.00
	14/10/2015	1,000.00	5,819.95	0.00	5,819.95	3,030.0000	(2,789.95)	0.00	0.00
	07/02/2017	3,808.00	15,000.00	0.00	15,000.00	11,538.2400	(3,461.76)	0.00	0.00
		8,808.00	50,419.80	0.00	50,419.80	26,688.2400	(23,731.56)	0.00	0.00
Suncorp Group Limited									
	24/01/2008	2,000.00	29,243.80	0.00	29,243.80	29,640.0000	396.20	0.00	264.13

WILLIS FAMILY SUPERANNUATION FUND

Unrealised Capital Gains - Detailed

As at 30 June 2017

Investment	Contract Date	Units	Cost	Tax Deferred /Depreciation	CGT Cost Base	Market Value	Projected Profit / (Loss)	Taxable Profit Indexation	Taxable Profit Discounted
Shares in Listed Companies (Australian)									
Suncorp Group Limited									
	12/03/2008	2,000.00	22,929.95	0.00	22,929.95	29,640.0000	6,710.05	0.00	4,473.37
		4,000.00	52,173.75	0.00	52,173.75	59,280.0000	7,106.25	0.00	4,737.50
Westpac Banking Corporation									
	23/01/2009	1,000.00	15,359.95	0.00	15,359.95	30,510.0000	15,150.05	0.00	10,100.03
	27/01/2009	1,000.00	15,059.95	0.00	15,059.95	30,510.0000	15,450.05	0.00	10,300.03
	10/09/2012	1,000.00	24,086.07	0.00	24,086.07	30,510.0000	6,423.93	0.00	4,282.62
	18/10/2012	1,000.00	25,988.93	0.00	25,988.93	30,510.0000	4,521.07	0.00	3,014.05
	29/10/2012	1,000.00	25,388.03	0.00	25,388.03	30,510.0000	5,121.97	0.00	3,414.65
	19/09/2014	1,000.00	33,036.30	0.00	33,036.30	30,510.0000	(2,526.30)	0.00	0.00
	13/07/2015	1,000.00	33,246.53	0.00	33,246.53	30,510.0000	(2,736.53)	0.00	0.00
	04/11/2015	305.00	7,777.50	0.00	7,777.50	9,305.5500	1,528.05	0.00	1,018.70
		7,305.00	179,943.26	0.00	179,943.26	222,875.5500	42,932.29	0.00	32,130.08
		147,417.00	817,069.16	0.00	817,069.16	946,477.4900	129,408.33	0.00	123,345.19
			827,069.16	0.00	827,069.16	956,792.4900	129,723.33	0.00	123,555.19

WILLIS FAMILY SUPERANNUATION FUND

Trial Balance

As at 30 June 2017

Last Year	Code	Account Name	Units	Debits \$	Credits \$
	23900	Dividends Received			
	23900/ANZ.AX	Australia And New Zealand Banking Group Limited			18,285.72
	23900/ANZPA.AX	Australia And New Zealand Banking Group Limited			290.18
	23900/ANZPG.AX	Australia And New Zealand Banking Group Limited - Cap Note 3-Bbsw+4.70% Perp Non			944.14
	23900/BOQ.AX	Shares in listed companies			2,171.43
	23900/IAG.AX	Insurance Australia Group Limited			1,485.71
	23900/MPL.AX	Medibank Private Limited			667.61
	23900/NAB.AX	National Australia Bank Limited			19,800.00
	23900/NABPB.AX	National Australia Bank \$100 Cony. Pref. Shares II			1,021.09
	23900/SIG.AX	Sigma Healthcare Limited			7,857.14
	23900/SUN.AX	Suncorp Group Limited			4,057.14
	23900/WBC.AX	Westpac Banking Corporation			19,619.14
	24700	Changes in Market Values of Investments			59,793.69
	25000	Interest Received			
	25000/SUNPD.AX	Suncorp Group Limited			465.08
	25000/WILLISFLEX	Flexi			1,237.58
	25000/WILLISSA	Saving Account			3,386.84
	25000/WILLISWORK	Working Account			286.45
	30100	Accountancy Fees		726.00	
	30400	ATO Supervisory Levy		259.00	
	30700	Auditor's Remuneration		550.00	
	31500	Bank Charges		17.50	
	38600	Subscriptions		99.00	
	41600	Pensions Paid			
	41600/WILROD00004P	(Pensions Paid) WILLIS, RODNEY - Pension (Account Based Pension)		44,000.00	
	41600/WILROS00004P	(Pensions Paid) WILLIS, ROSLYN - Pension (Account Based Pension)		22,300.00	
	49000	Profit/Loss Allocation Account		73,417.44	
	50010	Opening Balance			

WILLIS FAMILY SUPERANNUATION FUND

Trial Balance

As at 30 June 2017

Last Year	Code	Account Name	Units	Debits \$	Credits \$
	50010/WILROD00003A	(Opening Balance) WILLIS, RODNEY - Accumulation			776,129.77
	50010/WILROS00004P	(Opening Balance) WILLIS, ROSLYN - Pension (Account Based Pension)			475,629.97
	60400	Bank Accounts			
	60400/WILLISFLEX	Flexi		10,775.85	
	60400/WILLISSA	Saving Account		37,555.84	
	60400/WILLISWORK	Working Account		23,775.77	
	60800	Term Deposits			
	60800/WILLISTD	Term Deposit		200,000.00	
	72450	Fixed Interest Securities (Australian) - Unitised			
	72450/SUNPD.AX	Suncorp Group Limited	100.0000	10,315.00	
	77600	Shares in Listed Companies (Australian)			
	77600/ANZ.AX	Australia And New Zealand Banking Group Limited	8,000.0000	229,760.00	
	77600/ANZPG.AX	Australia And New Zealand Banking Group Limited - Cap Note 3-Bbsw+4.70% Perp Non	200.0000	20,950.00	
	77600/BOQ.AX	Shares in listed companies	2,000.0000	22,900.00	
	77600/CYB.AX	Cybg Plc	1,750.0000	8,242.50	
	77600/IAG.AX	Insurance Australia Group Limited	4,000.0000	27,120.00	
	77600/MPL.AX	Medibank Private Limited	4,154.0000	11,631.20	
	77600/NAB.AX	National Australia Bank Limited	7,000.0000	206,608.69	
	77600/NABPB.AX	National Australia Bank \$100 Cony. Pref. Shares II	200.0000	20,400.00	
	77600/SIG.AX	Sigma Healthcare Limited	100,000.0000	89,500.00	
	77600/STO.AX	Santos Limited	8,808.0000	26,688.24	
	77600/SUN.AX	Suncorp Group Limited	4,000.0000	59,280.00	
	77600/WBC.AX	Westpac Banking Corporation	7,305.0000	222,875.55	
	85000	Income Tax Payable/Refundable		22,859.79	
	94910	Investment Movement Data Clearing Account		521.31	
				1,393,128.68	1,393,128.68

Current Year Profit/(Loss): 73,417.44

WILLIS FAMILY SUPERANNUATION FUND
Statement of Financial Position

As at 30 June 2017

	Note	2017 \$	2016 \$
Assets			
Investments			
Fixed Interest Securities (Australian) - Unitised	2	10,315.00	0.00
Shares in Listed Companies (Australian)	3	945,956.18	0.00
Total Investments		<u>956,271.18</u>	<u>0.00</u>
Other Assets			
Flexi		10,775.85	0.00
Term Deposit		200,000.00	0.00
Saving Account		37,555.84	0.00
Working Account		23,775.77	0.00
Income Tax Refundable		22,859.79	0.00
Total Other Assets		<u>294,967.25</u>	<u>0.00</u>
Total Assets		<u>1,251,238.43</u>	<u>0.00</u>
Net assets available to pay benefits		<u>1,251,238.43</u>	<u>0.00</u>
Represented by:			
Liability for accrued benefits allocated to members' accounts	4, 5		
WILLIS, RODNEY - Accumulation		776,129.77	0.00
WILLIS, ROSLYN - Pension (Account Based Pension)		475,629.97	0.00
Total Liability for accrued benefits allocated to members' accounts		<u>1,251,759.74</u>	<u>0.00</u>
Statement of Financial Position Does Not Balance		(521.31)	0.00
Consisting of			
Current year profit/loss not allocated to members		0.00	0.00
Investment Movement Data Clearing Account		(521.31)	0.00

WILLIS FAMILY SUPERANNUATION FUND

Operating Statement

For the year ended 30 June 2017

	Note	2017 \$	2016 \$
Income			
Investment Income			
Dividends Received	7	76,199.30	0.00
Interest Received		5,375.95	0.00
Investment Gains			
Changes in Market Values	8	59,793.69	0.00
Total Income		<u>141,368.94</u>	<u>0.00</u>
Expenses			
Accountancy Fees		726.00	0.00
ATO Supervisory Levy		259.00	0.00
Auditor's Remuneration		550.00	0.00
Bank Charges		17.50	0.00
Subscriptions		99.00	0.00
Member Payments			
Pensions Paid		66,300.00	0.00
Total Expenses		<u>67,951.50</u>	<u>0.00</u>
Benefits accrued as a result of operations before income tax			
		<u>73,417.44</u>	<u>0.00</u>
Income Tax Expense	9	0.00	0.00
Benefits accrued as a result of operations		<u>73,417.44</u>	<u>0.00</u>