

---

Financial statements and reports for the year ended  
30 June 2021

The Beecham Family Superannuation Fund

---

Prepared for: Stephen Trevor Beecham and Joanne Valerie Beecham

# The Beecham Family Superannuation Fund

## Reports Index

---

Statement of Financial Position

Operating Statement

Notes to the Financial Statements

Trustees Declaration

Statement of Taxable Income

Investment Summary

Investment Income

Members Statement

Trustee Minute / Resolution

SMSF Annual Return

Lodgement Declaration

---

# The Beecham Family Superannuation Fund

## Statement of Financial Position

As at 30 June 2021

	Note	2021 \$	2020 \$
<b>Assets</b>			
<b>Investments</b>			
Derivatives (Options, Hybrids, Future Contracts)	2	89	0
Fixtures and Fittings (at written down value) - Unitised	3	3,416	2,556
Other Assets	4	132,500	132,500
Plant and Equipment (at written down value) - Unitised	5	953	1,819
Real Estate Properties (Australian - Non Residential)	6	910,000	910,000
Shares in Listed Companies (Australian)	7	3,073,379	2,228,562
Shares in Listed Companies (Overseas)	8	1,269	1,130
Units in Listed Unit Trusts (Australian)	9	967,894	924,366
<b>Total Investments</b>		<u>5,089,500</u>	<u>4,200,933</u>
<b>Other Assets</b>			
Sundry Debtors		0	12,114
Distributions Receivable		8,953	11,723
Suncorp - Business Investment Options		618,092	425,121
Suncorp - Business Cheque Account		10,162	3,234
Income Tax Refundable		34,259	35,254
<b>Total Other Assets</b>		<u>671,466</u>	<u>487,446</u>
<b>Total Assets</b>		<u>5,760,966</u>	<u>4,688,379</u>
Less:			
<b>Liabilities</b>			
GST Payable		2,508	1,278
Sundry Creditors		2,522	0
GST Adjustment		5,120	2,860
Rental Bond Held		19,250	19,250
<b>Total Liabilities</b>		<u>29,400</u>	<u>23,388</u>
<b>Net assets available to pay benefits</b>		<u>5,731,566</u>	<u>4,664,991</u>
Represented by:			
<b>Liability for accrued benefits allocated to members' accounts</b>	11, 12		
Beecham, Stephen Trevor - Accumulation		1,285,516	1,047,868
Beecham, Stephen Trevor - Pension (Pension Account - 2017)		1,924,571	1,561,098
Beecham, Joanne Valerie - Accumulation		632,731	524,719
Beecham, Joanne Valerie - Pension (TRIS (Retirement Phase))		1,888,748	1,531,306

The Beecham Family Superannuation Fund  
**Statement of Financial Position**

As at 30 June 2021

---

	Note	2021	2020
		\$	\$
<b>Total Liability for accrued benefits allocated to members' accounts</b>		<u>5,731,566</u>	<u>4,664,991</u>

---

## The Beecham Family Superannuation Fund

# Operating Statement

For the year ended 30 June 2021

	Note	2021 \$	2020 \$
<b>Income</b>			
<b>Investment Income</b>			
Trust Distributions	15	205,014	87,149
Dividends Received	14	114,282	112,786
Interest Received		4,985	9,667
Property Income	16	101,506	92,070
<b>Investment Gains</b>			
Changes in Market Values	17	741,063	(533,070)
<b>Contribution Income</b>			
Employer Contributions		313	328
<b>Total Income</b>		<u>1,167,163</u>	<u>(231,070)</u>
<b>Expenses</b>			
Accountancy Fees		5,873	5,873
ATO Supervisory Levy		259	518
Bank Charges		(2)	4
Depreciation		1,466	1,284
General Expenses		81	342
Marina Berth Expenses		2,797	2,905
Property Expenses - Body Corporate		11,588	12,146
Property Expenses - Council Rates		6,112	6,109
Property Expenses - Land Tax		4,465	0
Property Expenses - Repairs Maintenance		0	418
Property Expenses - Water Rates		1,466	1,800
		<u>34,106</u>	<u>31,398</u>
<b>Member Payments</b>			
Pensions Paid		61,850	98,320
Benefits Paid/Transfers Out		38,892	16,680
<b>Total Expenses</b>		<u>134,847</u>	<u>146,399</u>
<b>Benefits accrued as a result of operations before income tax</b>		<u>1,032,316</u>	<u>(377,467)</u>
Income Tax Expense	18	(34,259)	(35,253)
<b>Benefits accrued as a result of operations</b>		<u>1,066,575</u>	<u>(342,213)</u>

# The Beecham Family Superannuation Fund

## Notes to the Financial Statements

For the year ended 30 June 2021

---

### Note 1: Summary of Significant Accounting Policies

The trustees have prepared the financial statements on the basis that the Superannuation Fund is a non-reporting entity because there are no users dependent on general purpose financial statements. The financial statements are therefore special purpose financial statements that have been prepared in order to meet the requirements of the Superannuation Industry (Supervision) Act 1993 and associated Regulations, the trust deed of the Fund and the needs of members.

The financial statements have been prepared on a cash basis and are based on historical costs, except for investments which have been measured at market value.

The following significant accounting policies, which are consistent with the policies applied in the previous period unless otherwise stated, have been adopted in the preparation of the financial statements.

The financial statements were authorised for issue by the Trustee(s).

#### a. Measurement of Investments

The Fund initially recognises:

- (i) an investment when it controls the future economic benefits expected to flow from the asset. For financial assets, the trade date is considered to be the date on which control of the future economic benefits attributable to the asset passes to the Fund; and
- (ii) a financial liability on the date it becomes a party to the contractual provisions of the instrument.

Investments of the Fund have been measured at market value, which refers to the amount that a willing buyer could reasonably be expected to pay to acquire an asset from a willing seller if the following assumptions were made:

- that the buyer and the seller deal with each other at arm's length in relation to the sale;
- that the sale occurred after proper marketing of the asset; and
- that the buyer and the seller acted knowledgeably and prudentially in relation to the sale.

Market value has been determined as follows:

- (i) shares and other securities listed on the Australian Securities Exchange by reference to the relevant market quotations at the end of the reporting period;
- (ii) units in managed funds by reference to the unit redemption price at the end of the reporting period;
- (iii) fixed-interest securities by reference to the redemption price at the end of the reporting period;
- (iv) unlisted investments are stated at trustees' assessment based on estimated market value at balance date or where necessary, an external valuer's opinion; and
- (v) investment properties at the trustees' assessment of the market value or where necessary a qualified independent valuer's opinion at the end of reporting period.

Financial liabilities, such as trade creditors and other payables, are measured at the gross value of the outstanding balance at the end of the reporting period. The trustees have determined that the gross values of the Fund's financial liabilities is equivalent to their market values. Any remeasurement changes in the gross values of non-current financial liabilities (including liabilities for members' accrued benefits) are recognised in the operating statement in the periods in which they occur.

#### b. Cash and Cash Equivalents

Cash and cash equivalents include cash on hand and at call, deposits with banks and short-term, highly liquid investments that are readily convertible to cash and subject to an insignificant risk of change in value.

#### c. Revenue

Revenue is recognised to the extent that it is probable that the economic benefits will flow to the Fund and the revenue can be reliably measured. Revenue is recognised at the fair value of the consideration received or receivable.

# The Beecham Family Superannuation Fund

## Notes to the Financial Statements

For the year ended 30 June 2021

---

### Interest revenue

Interest revenue is recognised in respect of fixed-interest securities, and cash and cash equivalent balances. Interest revenue is recognised upon receipt.

### Dividend revenue

Dividend revenue is recognised when the dividend has been paid or, in the case of dividend reinvestment schemes, when the dividend is credited to the benefit of the fund.

### Rental revenue

Rental revenue arising from operating leases on investment properties is recognised upon receipt.

### Distribution revenue

Distributions from unit trusts and managed funds are recognised as at the date the unit value is quoted ex-distribution and if not received at the end of the reporting period, are reflected in the statement of financial position as a receivable at market value.

### Remeasurement changes in market values

Remeasurement changes in the market values of assets are recognised as income and determined as the difference between the market value at year-end or consideration received (if sold during the year) and the market value as at the prior year-end or cost (if acquired during the period).

### Contributions

Contributions and transfers in are recognised when the control and the benefits from the revenue have been attained and are recorded by the Fund, gross of any taxes, in the period to which they relate.

## d. Liability for Accrued Benefits

The liability for accrued benefits represents the Fund's present obligation to pay benefits to members and beneficiaries, and has been calculated as the difference between the carrying amount of the assets and the carrying amount of the other payables and income tax liabilities as at the end of the reporting period.

## e. Goods and Services Tax (GST)

Revenues, expenses and assets are recognised net of the amount of GST, except where the amount of GST incurred is not recoverable from the Australian Taxation Office (ATO).

The net amount of GST recoverable from, or payable to, the ATO is included with other receivables or other payables in the statement of financial position.

## f. Critical Accounting Estimates and Judgements

The preparation of financial statements requires the trustees to make judgements, estimates and assumptions that affect the application of accounting policies and the reported amounts of assets and liabilities, income and expenses. Actual results may differ from these estimates.

Estimates and underlying assumptions are reviewed on an ongoing basis. Revisions to accounting estimates are recognised in the period in which the estimate is revised and in any future period affected.

## Note 2: Derivatives (Options, Hybrids, Future Contracts)

	2021	2020
	\$	\$
Suda Pharmaceuticals Ltd	89	0

The Beecham Family Superannuation Fund  
**Notes to the Financial Statements**

For the year ended 30 June 2021

	89	0
<b>Note 3: Fixtures and Fittings (at written down value) - Unitised</b>		
	<b>2021</b>	<b>2020</b>
	<b>\$</b>	<b>\$</b>
Roller Door Opener	474	592
Roller Doors	345	431
Hot Water Unit	1,371	0
Carpet	1,227	1,533
	<b>3,417</b>	<b>2,556</b>
<b>Note 4: Other Assets</b>		
	<b>2021</b>	<b>2020</b>
	<b>\$</b>	<b>\$</b>
Marina Berth	132,500	132,500
	<b>132,500</b>	<b>132,500</b>
<b>Note 5: Plant and Equipment (at written down value) - Unitised</b>		
	<b>2021</b>	<b>2020</b>
	<b>\$</b>	<b>\$</b>
Computer	693	1,386
Power Tools	260	434
	<b>953</b>	<b>1,820</b>
<b>Note 6: Real Estate Properties (Australian - Non Residential)</b>		
	<b>2021</b>	<b>2020</b>
	<b>\$</b>	<b>\$</b>
17/129 Robinson Road, Geebung	910,000	910,000
	<b>910,000</b>	<b>910,000</b>
<b>Note 7: Shares in Listed Companies (Australian)</b>		
	<b>2021</b>	<b>2020</b>
	<b>\$</b>	<b>\$</b>
Amcor Plc	22,695	21,720
Australia And New Zealand Banking Group Limited	112,600	74,560
ARB Corporation Limited	129,570	53,850
BHP Group Limited	339,990	250,740
Bank Of Queensland Limited.	54,660	37,020
Beach Energy Limited	12,400	15,200



**The Beecham Family Superannuation Fund**  
**Notes to the Financial Statements**

For the year ended 30 June 2021

Capitol Health Limited	3,700	2,450
Clearview Wealth Limited	10,834	5,850
Elders Limited	19,265	15,713
Fortescue Metals Group Ltd	46,680	27,700
Grange Resources Limited. - Ordinary Fully Paid	29,750	12,100
Global Value Fund Limited - Ordinary Fully Paid	164,569	133,985
Hansen Technologies Limited	138,508	64,905
Infomedia Ltd	15,350	17,200
Ive Group Limited	7,275	4,000
Lendlease Group	34,380	37,110
Mount Gibson Iron Limited	9,450	6,100
Myer Holdings Limited	888	462
National Australia Bank Limited	156,979	109,083
Origin Energy Limited	17,332	22,443
Platinum Asset Management Limited	44,190	33,570
South32 Limited	16,115	11,220
Suda Ltd	1,216	395
Suncorp Group Limited	86,302	71,699
Swick Mining Services Ltd	4,100	2,500
Southern Cross Media Group Limited	0	813
Telstra Corporation Limited.	376,000	313,000
Treasury Wine Estates Limited	32,237	28,925
Unibail-rodamco-westfield	0	1,454
Virgin Money Uk Plc	0	2,476
WAM Capital Limited	109,500	91,000
WAM Research Limited	186,084	140,086
Westpac Banking Corporation	107,731	74,923
Webjet Limited	29,460	19,920
Wam Global Limited	157,200	55,950
Wam Leaders Limited - Ordinary Fully Paid	231,529	126,600
Worley Group Limited	59,800	43,600
Woolworths Group Limited	305,040	298,240
	3,073,379	2,228,562

The Beecham Family Superannuation Fund  
**Notes to the Financial Statements**

For the year ended 30 June 2021

**Note 8: Shares in Listed Companies (Overseas)**

	<b>2021</b>	<b>2020</b>
	<b>\$</b>	<b>\$</b>
Great Panther Mining Limited	1,269	1,130
	<hr/> 1,269	<hr/> 1,130

**Note 9: Units in Listed Unit Trusts (Australian)**

	<b>2021</b>	<b>2020</b>
	<b>\$</b>	<b>\$</b>
Abacus Property Group	51,871	44,132
Aberdeen Standard Asian Opportunities Fund	187,864	0
APA Group	29,664	37,096
Cromwell Group	112,772	115,994
Cromwell Ipswich City Heart Trust	176,000	149,000
Cromwell Property Trust 12	186,000	280,000
Cromwell Phoenix Opportunities Fund	191,359	124,855
Aberdeen Asian Opportunities Fund	0	142,235
Scentre Group	3,414	2,704
Sydney Airport	28,950	28,350
	<hr/> 967,894	<hr/> 924,366

**Note 10: Banks and Term Deposits**

	<b>2021</b>	<b>2020</b>
	<b>\$</b>	<b>\$</b>
<b>Banks</b>		
Suncorp - Business Cheque Account	10,162	3,234
Suncorp - Business Investment Options	618,092	425,121
	<hr/> 628,254	<hr/> 428,355

**Note 11: Liability for Accrued Benefits**

	<b>2021</b>	<b>2020</b>
	<b>\$</b>	<b>\$</b>
Liability for accrued benefits at beginning of year	4,664,992	5,007,205
Benefits accrued as a result of operations	1,066,575	(342,213)

The Beecham Family Superannuation Fund  
**Notes to the Financial Statements**

For the year ended 30 June 2021

Current year member movements	0	0
Liability for accrued benefits at end of year	5,731,567	4,664,992

**Note 12: Vested Benefits**

Vested benefits are benefits that are not conditional upon continued membership of the fund (or any factor other than resignation from the plan) and include benefits which members were entitled to receive had they terminated their fund membership as at the end of the reporting period.

	2021 \$	2020 \$
Vested Benefits	5,731,567	4,664,992

**Note 13: Guaranteed Benefits**

No guarantees have been made in respect of any part of the liability for accrued benefits.

**Note 14: Dividends**

	2021 \$	2020 \$
ARB Corporation Limited	2,055	630
Arcor Plc	943	1,038
Australia And New Zealand Banking Group Limited	2,400	6,400
BHP Group Limited	14,461	14,917
Bank Of Queensland Limited.	1,740	1,860
Beach Energy Limited	200	200
Capitol Health Limited	150	50
Elders Limited	550	300
Fortescue Metals Group Ltd	4,940	2,000
Global Value Fund Limited - Ordinary Fully Paid	8,593	8,447
Grange Resources Limited. - Ordinary Fully Paid	1,500	1,000
Hansen Technologies Limited	2,676	1,338
Infomedia Ltd	430	430
Ive Group Limited	350	385
Mount Gibson Iron Limited	300	400
National Australia Bank Limited	3,592	9,938
Origin Energy Limited	865	1,153
Platinum Asset Management Limited	2,070	2,430
South32 Limited	175	410
Southern Cross Media Group Limited	0	186
Suncorp Group Limited	2,796	5,540

**The Beecham Family Superannuation Fund**  
**Notes to the Financial Statements**

For the year ended 30 June 2021

Swick Mining Services Ltd	150	180
Telstra Corporation Limited.	16,000	16,000
Treasury Wine Estates Limited	635	1,104
Unibail-rodamco-westfield	0	235
WAM Capital Limited	7,750	3,875
WAM Research Limited	10,637	9,760
Wam Global Limited	4,200	1,500
Wam Leaders Limited - Ordinary Fully Paid	9,829	7,500
Westpac Banking Corporation	3,715	3,339
Woolworths Group Limited	8,080	8,240
Worley Group Limited	2,500	2,000
	114,282	112,785

**Note 15: Trust Distributions**

	<b>2021</b>	<b>2020</b>
	<b>\$</b>	<b>\$</b>
Scentre Group	87	282
Cromwell Phoenix Opportunities Fund	9,672	9,862
Lend Lease Group	572	1,283
Cromwell Property Trust 12	142,184	18,000
Sydney Airport	0	1,950
APA Group	1,686	1,607
Cromwell Group	9,022	7,791
Abacus Property Group	2,799	3,046
Aberdeen Asian Opportunities Fund	27,492	32,078
Cromwell Ipswich City Heart Trust	11,500	11,250
	205,014	87,149

**Note 16: Rental Income**

	<b>2021</b>	<b>2020</b>
	<b>\$</b>	<b>\$</b>
Marina Berth	7,342	7,342
17/129 Robinson Road, Geebung	94,164	84,728
	101,506	92,070

**Note 17: Changes in Market Values**

The Beecham Family Superannuation Fund  
**Notes to the Financial Statements**

For the year ended 30 June 2021

**Unrealised Movements in Market Value**

	2021 \$	2020 \$
<b>Derivatives (Options, Hybrids, Future Contracts)</b>		
Suda Pharmaceuticals Ltd	89	0
	89	0
<b>Real Estate Properties (Australian - Non Residential)</b>		
17/129 Robinson Road, Geebung	0	(20,000)
	0	(20,000)
<b>Shares in Listed Companies (Australian)</b>		
ARB Corporation Limited	75,720	(750)
Amcor Plc	975	(2,565)
Australia And New Zealand Banking Group Limited	38,040	(38,280)
BHP Group Limited	89,250	(37,380)
Bank Of Queensland Limited.	17,640	(20,160)
Beach Energy Limited	(2,800)	(4,650)
Capitol Health Limited	1,250	150
Clearview Wealth Limited	4,983	(8,450)
Cybg Plc	0	1,930
Elders Limited	3,553	5,556
Fortescue Metals Group Ltd	18,980	9,660
Global Value Fund Limited - Ordinary Fully Paid	30,584	(7,282)
Grange Resources Limited. - Ordinary Fully Paid	17,650	(900)
Hansen Technologies Limited	73,603	(22,750)
Icar Asia Limited - Ordinary Fully Paid	0	7,155
Infomedia Ltd	(1,850)	150
Ive Group Limited	3,275	(6,300)
Lendlease Group	(2,730)	(1,890)
Mount Gibson Iron Limited	3,350	(4,100)
Myer Holdings Limited	425	(900)
National Australia Bank Limited	47,896	(50,890)
Onemarket Limited	0	30
Origin Energy Limited	(5,111)	(5,649)
Platinum Asset Management Limited	10,620	(10,080)

The Beecham Family Superannuation Fund  
**Notes to the Financial Statements**

For the year ended 30 June 2021

South32 Limited	4,895	(6,270)
Southern Cross Media Group Limited	7,006	(4,991)
Suda Ltd	555	(405)
Suncorp Group Limited	14,604	(32,941)
Swick Mining Services Ltd	1,600	(2,100)
Telstra Corporation Limited.	63,000	(72,000)
Treasury Wine Estates Limited	3,312	(12,254)
Unibail-rodamco-westfield	3,697	(2,243)
Virgin Money Uk Plc	4,570	(4,570)
WAM Capital Limited	18,500	(23,855)
WAM Research Limited	35,361	(6)
Wam Global Limited	25,050	(3,150)
Wam Leaders Limited - Ordinary Fully Paid	74,929	(6,000)
Webjet Limited	9,540	(7,936)
Westpac Banking Corporation	32,808	(43,451)
Woolworths Group Limited	6,800	32,400
Worley Group Limited	16,200	(29,950)
	747,731	(418,068)
<b>Shares in Listed Companies (Overseas)</b>		
Great Panther Mining Limited	139	(665)
	139	(665)
<b>Units in Listed Unit Trusts (Australian)</b>		
APA Group	(7,433)	1,100
Abacus Property Group	7,739	(23,383)
Aberdeen Asian Opportunities Fund	42,175	(28,360)
Aberdeen Standard Asian Opportunities Fund	(24,037)	0
Cromwell Group	(3,222)	(36,488)
Cromwell Ipswich City Heart Trust	27,000	4,000
Cromwell Phoenix Opportunities Fund	54,402	(3,246)
Cromwell Property Trust 12	(94,000)	12,000
Scentre Group	710	(2,081)
Sydney Airport	600	(11,850)

The Beecham Family Superannuation Fund  
**Notes to the Financial Statements**

For the year ended 30 June 2021

	3,934	(88,309)
<b>Total Unrealised Movement</b>	751,893	(527,041)
<b>Realised Movements in Market Value</b>		
	<b>2021</b>	<b>2020</b>
	<b>\$</b>	<b>\$</b>
<b>Shares in Listed Companies (Australian)</b>		
Icar Asia Limited - Ordinary Fully Paid	0	(6,015)
Onemarket Limited	0	(14)
Southern Cross Media Group Limited	(6,979)	0
Sydney Airport	913	0
Unibail-rodamco-westfield	(3,238)	0
Virgin Money Uk Plc	(1,526)	0
	(10,830)	(6,029)
<b>Total Realised Movement</b>	(10,830)	(6,029)
<b>Changes in Market Values</b>	741,063	(533,070)
<b>Note 18: Income Tax Expense</b>		
	<b>2021</b>	<b>2020</b>
	<b>\$</b>	<b>\$</b>
The components of tax expense comprise		
Current Tax	(34,259)	(35,254)
Income Tax Expense	(34,259)	(35,254)

The prima facie tax on benefits accrued before income tax is reconciled to the income tax as follows:

Prima facie tax payable on benefits accrued before income tax at 15%	154,847	(56,620)
Less:		
Tax effect of:		
Increase in MV of Investments	112,784	0
Exempt Pension Income	33,884	29,893
Realised Accounting Capital Gains	(1,624)	(904)
Accounting Trust Distributions	30,752	13,072

The Beecham Family Superannuation Fund  
**Notes to the Financial Statements**

For the year ended 30 June 2021

---

Add:

Tax effect of:

Decrease in MV of Investments	0	79,056
SMSF Non-Deductible Expenses	3,360	3,064
Pension Payments	9,278	14,748
Benefit Payments	5,834	2,502
Franking Credits	7,452	7,325
Foreign Credits	78	51
Net Capital Gains	8,187	1,653
Taxable Trust Distributions	2,280	3,841
Distributed Foreign Income	75	135
Rounding	(1)	0
Income Tax on Taxable Income or Loss	15,594	13,694
Less credits:		
Franking Credits	49,677	48,832
Foreign Credits	176	115
Current Tax or Refund	<u>(34,259)</u>	<u>(35,254)</u>



# The Beecham Family Superannuation Fund

## Trustees Declaration

---

The trustees have determined that the Fund is not a reporting entity and that these special purpose financial statements should be prepared in accordance with the accounting policies described in Note 1 to the financial statements.

The trustees declare that:

- (i) the financial statements and notes to the financial statements for the year ended 30 June 2021 present fairly, in all material respects, the financial position of the Superannuation Fund at 30 June 2021 and the results of its operations for the year ended on that date in accordance with the accounting policies described in Note 1 to the financial statements;
- (ii) the financial statements and notes to the financial statements have been prepared in accordance with the requirements of the trust deed; and
- (iii) the operation of the superannuation fund has been carried out in accordance with its trust deed and in compliance with the requirements of the Superannuation Industry (Supervision) Act 1993 and associated Regulations during the year ended 30 June 2021.

Specifically, the trustees declare that:

- in accordance with s120 of the Superannuation Industry (Supervision) Act 1993, no individual trustee has been or is a disqualified person;
- the Fund has satisfactory title to all assets, all assets are unencumbered and free from charge as prescribed by s50 of the Superannuation Industry (Supervision) Act 1993 and reg13.14 of the Superannuation Industry (Supervision) Regulations 1994; and
- to the knowledge of the trustees, there have been no events or transactions subsequent to the balance date which could have a material impact on the Fund. Where such events have occurred, the effect of such events has been accounted and noted in the Fund's financial statements.

Signed in accordance with a resolution of the trustees by:

.....  
Stephen Trevor Beecham

Trustee

.....  
Joanne Valerie Beecham

Trustee

19 May 2022

# The Beecham Family Superannuation Fund

## Statement of Taxable Income

For the year ended 30 June 2021

	2021
	\$
Benefits accrued as a result of operations	1,032,316.00
<b>Less</b>	
Increase in MV of investments	751,893.00
Exempt current pension income	225,896.00
Realised Accounting Capital Gains	(10,830.00)
Accounting Trust Distributions	205,014.00
	<u>1,171,973.00</u>
<b>Add</b>	
SMSF non deductible expenses	22,400.00
Pension Payments	61,850.00
Franking Credits	49,677.00
Foreign Credits	521.00
Net Capital Gains	54,577.00
Taxable Trust Distributions	15,198.00
Distributed Foreign income	503.00
Benefits Paid/Transfers Out	38,892.00
	<u>243,618.00</u>
<b>Taxable Income or Loss</b>	<u>103,961.00</u>
Income Tax on Taxable Income or Loss	15,594.15
<b>Less</b>	
Franking Credits	49,677.20
Foreign Credits	175.98
<b>CURRENT TAX OR REFUND</b>	<u>(34,259.03)</u>
Supervisory Levy	259.00
<b>AMOUNT DUE OR REFUNDABLE</b>	<u>(34,000.03)</u>

\* Distribution tax components review process has not been completed for the financial year.

# The Beecham Family Superannuation Fund

## Investment Summary Report

As at 30 June 2021

Investment	Units	Market Price	Market Value	Average Cost	Accounting Cost	Unrealised Gain/(Loss)	Gain/(Loss)%	Portfolio Weight%
<b>Cash/Bank Accounts</b>								
Suncorp - Business Cheque Account		10,162.250000	10,162.25	10,162.25	10,162.25			0.18 %
Suncorp - Business Investment Options		618,092.020000	618,092.02	618,092.02	618,092.02			10.81 %
			<b>628,254.27</b>		<b>628,254.27</b>			<b>10.99 %</b>
<b>Derivatives (Options, Hybrids, Future Contracts)</b>								
SUDOE.AX Suda Pharmaceuticals Ltd	3,556.00	0.025000	88.90	0.00	0.00	88.90	0.00 %	0.00 %
			<b>88.90</b>		<b>0.00</b>	<b>88.90</b>		<b>0.00 %</b>
<b>Fixtures and Fittings (at written down value) - Unitised</b>								
77250 Carpet	1.00	1,226.530000	1,226.53	2,470.00	2,470.00	(1,243.47)	(50.34) %	0.02 %
HotWater Hot Water Unit	1.00	1,371.200000	1,371.20	1,460.00	1,460.00	(88.80)	(6.08) %	0.02 %
BEE201_RO LLERDOOR OPE Roller Door Opener	1.00	473.580000	473.58	1,945.45	1,945.45	(1,471.87)	(75.66) %	0.01 %
BEE201_RO LLERDOOR Roller Doors	1.00	344.940000	344.94	3,600.00	3,600.00	(3,255.06)	(90.42) %	0.01 %
			<b>3,416.25</b>		<b>9,475.45</b>	<b>(6,059.20)</b>	<b>(63.95) %</b>	<b>0.06 %</b>
<b>Other Assets</b>								
BEE201_MA RINABERTH Marina Berth	1.00	132,500.000000	132,500.00	144,029.80	144,029.80	(11,529.80)	(8.01) %	2.32 %
			<b>132,500.00</b>		<b>144,029.80</b>	<b>(11,529.80)</b>	<b>(8.01) %</b>	<b>2.32 %</b>
<b>Plant and Equipment (at written down value) - Unitised</b>								
Computer Computer	1.00	692.760000	692.76	1,385.53	1,385.53	(692.77)	(50.00) %	0.01 %
PowerTools Power Tools	1.00	260.140000	260.14	433.56	433.56	(173.42)	(40.00) %	0.00 %
			<b>952.90</b>		<b>1,819.09</b>	<b>(866.19)</b>	<b>(47.62) %</b>	<b>0.02 %</b>
<b>Real Estate Properties (Australian - Non Residential)</b>								
BEE201 17/129 Robinson Road, Geebung	1.00	910,000.000000	910,000.00	1,145,004.00	1,145,004.00	(235,004.00)	(20.52) %	15.92 %
			<b>910,000.00</b>		<b>1,145,004.00</b>	<b>(235,004.00)</b>	<b>(20.52) %</b>	<b>15.92 %</b>
<b>Shares in Listed Companies (Australian)</b>								
AMC.AX Amcor Plc	1,500.00	15.130000	22,695.00	16.21	24,315.00	(1,620.00)	(6.66) %	0.40 %

# The Beecham Family Superannuation Fund

## Investment Summary Report

As at 30 June 2021

Investment		Units	Market Price	Market Value	Average Cost	Accounting Cost	Unrealised Gain/(Loss)	Gain/(Loss)%	Portfolio Weight%
ARB.AX	ARB Corporation Limited	3,000.00	43.190000	129,570.00	15.71	47,130.00	82,440.00	174.92 %	2.27 %
ANZ.AX	Australia And New Zealand Banking Group Limited	4,000.00	28.150000	112,600.00	29.75	119,011.27	(6,411.27)	(5.39) %	1.97 %
BOQ.AX	Bank Of Queensland Limited.	6,000.00	9.110000	54,660.00	12.32	73,940.40	(19,280.40)	(26.08) %	0.96 %
BPT.AX	Beach Energy Limited	10,000.00	1.240000	12,400.00	0.97	9,705.60	2,694.40	27.76 %	0.22 %
BHP.AX	BHP Group Limited	7,000.00	48.570000	339,990.00	26.08	182,594.74	157,395.26	86.20 %	5.95 %
CAJ.AX	Capitol Health Limited	10,000.00	0.370000	3,700.00	0.59	5,879.95	(2,179.95)	(37.07) %	0.06 %
CVW.AX	Clearview Wealth Limited	21,667.00	0.500000	10,833.50	1.45	31,417.15	(20,583.65)	(65.52) %	0.19 %
ELD.AX	Elders Limited	1,668.00	11.550000	19,265.40	20.63	34,415.13	(15,149.73)	(44.02) %	0.34 %
FMG.AX	Fortescue Metals Group Ltd	2,000.00	23.340000	46,680.00	5.22	10,440.00	36,240.00	347.13 %	0.82 %
GVF.AX	Global Value Fund Limited - Ordinary Fully Paid	145,636.00	1.130000	164,568.68	1.13	165,000.00	(431.32)	(0.26) %	2.88 %
GRR.AX	Grange Resources Limited. - Ordinary Fully Paid	50,000.00	0.595000	29,750.00	0.13	6,279.95	23,470.05	373.73 %	0.52 %
HSN.AX	Hansen Technologies Limited	22,304.00	6.210000	138,507.84	4.04	90,108.16	48,399.68	53.71 %	2.42 %
IFM.AX	Infomedia Ltd	10,000.00	1.535000	15,350.00	0.72	7,250.00	8,100.00	111.72 %	0.27 %
IGL.AX	Ive Group Limited	5,000.00	1.455000	7,275.00	2.10	10,507.47	(3,232.47)	(30.76) %	0.13 %
LLC.AX	Lendlease Group	3,000.00	11.460000	34,380.00	16.65	49,950.00	(15,570.00)	(31.17) %	0.60 %
MGX.AX	Mount Gibson Iron Limited	10,000.00	0.945000	9,450.00	0.99	9,907.80	(457.80)	(4.62) %	0.17 %
MYR.AX	Myer Holdings Limited	2,500.00	0.355000	887.50	3.32	8,299.00	(7,411.50)	(89.31) %	0.02 %
NAB.AX	National Australia Bank Limited	5,987.00	26.220000	156,979.14	30.87	184,802.99	(27,823.85)	(15.06) %	2.75 %
ORG.AX	Origin Energy Limited	3,843.00	4.510000	17,331.93	9.88	37,982.85	(20,650.92)	(54.37) %	0.30 %
PTM.AX	Platinum Asset Management Limited	9,000.00	4.910000	44,190.00	4.63	41,670.00	2,520.00	6.05 %	0.77 %
S32.AX	South32 Limited	5,500.00	2.930000	16,115.00	2.68	14,740.00	1,375.00	9.33 %	0.28 %
SUD.AX	Suda Ltd	21,332.00	0.057000	1,215.92	0.49	10,365.65	(9,149.73)	(88.27) %	0.02 %
SUN.AX	Suncorp Group Limited	7,768.00	11.110000	86,302.48	14.86	115,440.00	(29,137.52)	(25.24) %	1.51 %
SWK.AX	Swick Mining Services Ltd	20,000.00	0.205000	4,100.00	0.30	5,979.95	(1,879.95)	(31.44) %	0.07 %
TLS.AX	Telstra Corporation Limited.	100,000.00	3.760000	376,000.00	4.43	442,713.15	(66,713.15)	(15.07) %	6.58 %

# The Beecham Family Superannuation Fund

## Investment Summary Report

As at 30 June 2021

Investment	Units	Market Price	Market Value	Average Cost	Accounting Cost	Unrealised Gain/(Loss)	Gain/(Loss)%	Portfolio Weight%	
TWE.AX	Treasury Wine Estates Limited	2,760.00	11.680000	32,236.80	13.16	36,321.60	(4,084.80)	(11.25) %	0.56 %
WAM.AX	WAM Capital Limited	50,000.00	2.190000	109,500.00	2.30	114,854.93	(5,354.93)	(4.66) %	1.92 %
WGB.AX	Wam Global Limited	60,000.00	2.620000	157,200.00	2.37	142,200.00	15,000.00	10.55 %	2.75 %
WLE.AX	Wam Leaders Limited - Ordinary Fully Paid	145,616.00	1.590000	231,529.44	1.12	163,500.00	68,029.44	41.61 %	4.05 %
WAX.AX	WAM Research Limited	113,121.00	1.645000	186,084.04	1.41	159,294.05	26,789.99	16.82 %	3.25 %
WEB.AX	Webjet Limited	6,000.00	4.910000	29,460.00	4.64	27,855.77	1,604.23	5.76 %	0.52 %
WBC.AX	Westpac Banking Corporation	4,174.00	25.810000	107,730.94	31.67	132,198.12	(24,467.18)	(18.51) %	1.88 %
WOW.AX	Woolworths Group Limited	8,000.00	38.130000	305,040.00	26.58	212,607.32	92,432.68	43.48 %	5.33 %
WOR.AX	Worley Group Limited	5,000.00	11.960000	59,800.00	19.98	99,900.00	(40,100.00)	(40.14) %	1.05 %
				<b>3,073,378.61</b>		<b>2,828,578.00</b>	<b>244,800.61</b>	<b>8.65 %</b>	<b>53.75 %</b>
<b>Shares in Listed Companies (Overseas)</b>									
GPL.NYE	Great Panther Mining Limited	1,548.00	0.820000	1,269.36	0.09	133.12	1,136.24	853.55 %	0.02 %
				<b>1,269.36</b>		<b>133.12</b>	<b>1,136.24</b>	<b>853.55 %</b>	<b>0.02 %</b>
<b>Units in Listed Unit Trusts (Australian)</b>									
ABP.AX	Abacus Property Group	16,467.00	3.150000	51,871.05	3.24	53,353.08	(1,482.03)	(2.78) %	0.91 %
AFZ01.AX	Aberdeen Standard Asian Opportunities Fund	105,838.97	1.775000	187,864.17	2.00	211,901.51	(24,037.34)	(11.34) %	3.29 %
APA.AX	APA Group	3,333.00	8.900000	29,663.70	9.17	30,563.61	(899.91)	(2.94) %	0.52 %
CMW.AX	Cromwell Group	128,882.00	0.875000	112,771.75	1.11	143,474.38	(30,702.63)	(21.40) %	1.97 %
CRM0015AU	Cromwell Ipswich City Heart Trust	100,000.00	1.760000	176,000.00	1.27	127,000.00	49,000.00	38.58 %	3.08 %
CRM0028AU	Cromwell Phoenix Opportunities Fund	72,677.30	2.633000	191,359.34	1.92	139,637.22	51,722.12	37.04 %	3.35 %
CRM0023AU	Cromwell Property Trust 12	200,000.00	0.930000	186,000.00	1.27	254,000.00	(68,000.00)	(26.77) %	3.25 %
SCG.AX	Scentre Group	1,246.00	2.740000	3,414.04	4.05	5,046.30	(1,632.26)	(32.35) %	0.06 %
SYD.AX	Sydney Airport	5,000.00	5.790000	28,950.00	7.09	35,450.00	(6,500.00)	(18.34) %	0.51 %
				<b>967,894.05</b>		<b>1,000,426.10</b>	<b>(32,532.05)</b>	<b>(3.25) %</b>	<b>16.93 %</b>

The Beecham Family Superannuation Fund  
**Investment Summary Report**

As at 30 June 2021

Investment	Units	Market Price	Market Value	Average Cost	Accounting Cost	Unrealised Gain/(Loss)	Gain/(Loss)%	Portfolio Weight%
			5,717,754.34		5,757,719.83	(39,965.49)	(0.69) %	100.00 %

# The Beecham Family Superannuation Fund

## Investment Income Report

As at 30 June 2021

Investment	Total Income	Franked	Unfranked	Interest/ Other	Franking Credits	Foreign Income	Foreign Credits * 1	Assessable Income (Excl. Capital Gains) * 2	TFN Credits	Other Deductions	Distributed Capital Gains	Non-Assessable Payments
<b>Cash at Bank</b>												
Suncorp - Business Investment Options	4,985.39			4,985.39				4,985.39				
	<b>4,985.39</b>	<b>0.00</b>	<b>0.00</b>	<b>4,985.39</b>	<b>0.00</b>	<b>0.00</b>	<b>0.00</b>	<b>4,985.39</b>	<b>0.00</b>	<b>0.00</b>	<b>0.00</b>	<b>0.00</b>
<b>Other Assets</b>												
BEE201_MARINABERTH Marina Berth	7,341.82							7,341.82				
	<b>7,341.82</b>	<b>0.00</b>	<b>0.00</b>	<b>0.00</b>	<b>0.00</b>	<b>0.00</b>	<b>0.00</b>	<b>7,341.82</b>	<b>0.00</b>	<b>0.00</b>	<b>0.00</b>	<b>0.00</b>
<b>Real Estate Properties (Australian - Non Residential)</b>												
BEE201 17/129 Robinson Road, Geebung	94,164.25							94,164.25				
	<b>94,164.25</b>	<b>0.00</b>	<b>0.00</b>	<b>0.00</b>	<b>0.00</b>	<b>0.00</b>	<b>0.00</b>	<b>94,164.25</b>	<b>0.00</b>	<b>0.00</b>	<b>0.00</b>	<b>0.00</b>
<b>Shares in Listed Companies (Australian)</b>												
AMC.AX Amcor Plc	943.20		943.20					943.20				
ARB.AX ARB Corporation Limited	2,055.00	2,055.00			880.72			2,935.72				
ANZ.AX Australia And New Zealand Banking Group Limited	2,400.00	2,400.00			1,028.57			3,428.57				
BOQ.AX Bank Of Queensland Limited.	1,740.00	1,740.00			745.71			2,485.71				
BPT.AX Beach Energy Limited	200.00	200.00			85.72			285.72				
BHP.AX BHP Group Limited	14,461.36	14,461.36			6,197.72			20,659.08				
CAJ.AX Capitol Health Limited	150.00	150.00			64.29			214.29				
ELD.AX Elders Limited	550.44	283.56	266.88		121.52			671.96				
FMG.AX Fortescue Metals Group Ltd	4,940.00	4,940.00			2,117.14			7,057.14				
GVF.AX Global Value Fund Limited - Ordinary Fully Paid	8,592.52	8,592.52			3,682.51			12,275.03				
GRR.AX Grange Resources Limited. - Ordinary Fully Paid	1,500.00	1,500.00			642.86			2,142.86				
HSN.AX Hansen Technologies Limited	2,676.48	401.47	2,275.01		172.06			2,848.54				
IFM.AX Infomedia Ltd	430.00	365.50	64.50		156.64			586.64				
IGL.AX Ive Group Limited	350.00	350.00			150.00			500.00				
LLC.AX Lend Lease Group	571.77	167.41	167.41	135.76	71.75	48.65	5.53	596.51				52.54
MGX.AX Mount Gibson Iron Limited	300.00	300.00			128.57			428.57				
NAB.AX National Australia Bank Limited	3,592.20	3,592.20			1,539.52			5,131.72				

**The Beecham Family Superannuation Fund**  
**Investment Income Report**  
As at 30 June 2021

Investment		Total Income	Franked	Unfranked	Interest/ Other	Franking Credits	Foreign Income	Foreign Credits * 1	Assessable Income (Excl. Capital Gains) * 2	TFN Credits	Other Deductions	Distributed Capital Gains	Non- Assessable Payments
ORG.AX	Origin Energy Limited	864.68		864.68					864.68				
PTM.AX	Platinum Asset Management Limited	2,070.00	2,070.00			887.15			2,957.15				
S32.AX	South32 Limited	174.78	174.78			74.91			249.69				
SUN.AX	Suncorp Group Limited	2,796.48	2,796.48			1,198.49			3,994.97				
SWK.AX	Swick Mining Services Ltd	150.00	150.00			64.28			214.28				
TLS.AX	Telstra Corporation Limited.	16,000.00	16,000.00			6,857.14			22,857.14				
TWE.AX	Treasury Wine Estates Limited	634.80	634.80			272.06			906.86				
WAM.AX	WAM Capital Limited	7,750.00	7,750.00			3,321.42			11,071.42				
WGB.AX	Wam Global Limited	4,200.00	4,200.00			1,800.00			6,000.00				
WLE.AX	Wam Leaders Limited - Ordinary Fully Paid	9,829.08	9,829.08			4,212.46			14,041.54				
WAX.AX	WAM Research Limited	10,636.51	10,636.51			4,558.50			15,195.01				
WBC.AX	Westpac Banking Corporation	3,714.86	3,714.86			1,592.09			5,306.95				
WOW.AX	Woolworths Group Limited	8,080.00	8,080.00			3,462.85			11,542.85				
WOR.AX	Worley Group Limited	2,500.00		2,500.00					2,500.00				
		<b>114,854.16</b>	<b>107,535.53</b>	<b>7,081.68</b>	<b>135.76</b>	<b>46,086.65</b>	<b>48.65</b>	<b>5.53</b>	<b>160,893.80</b>	<b>0.00</b>	<b>0.00</b>	<b>0.00</b>	<b>52.54</b>
<b>Units in Listed Unit Trusts (Australian)</b>													
ABP.AX	Abacus Property Group	2,799.38			693.04		39.61	14.62	747.27			491.86	1,574.88
EQI0028AU	Aberdeen Asian Opportunities Fund	27,491.83			0.13		406.38	391.88	798.39			27,085.32	
APA.AX	APA Group	1,686.43	284.36		121.43	121.87			527.66				1,280.64
CMW.AX	Cromwell Group	9,021.74	44.63	125.42	3,151.42	37.09		108.44	3,467.00				5,700.27
CRM0015AU	Cromwell Ipswich City Heart Trust	11,499.96			8,192.16				8,192.16				3,307.80
CRM0028AU	Cromwell Phoenix Opportunities Fund	9,671.80	1,570.05	212.40	35.27	3,431.56	1.58	0.03	5,250.89			7,852.50	
CRM0023AU	Cromwell Property Trust 12	142,184.25										57,265.72	84,918.53
SCG.AX	Scentre Group	87.21	0.07		86.10	0.03	7.15	0.13	93.48				-6.10
SYD.AX	Sydney Airport				211.08				211.08				-211.08
		<b>204,442.60</b>	<b>1,899.11</b>	<b>337.82</b>	<b>12,490.63</b>	<b>3,590.55</b>	<b>454.72</b>	<b>515.10</b>	<b>19,287.93</b>	<b>0.00</b>	<b>0.00</b>	<b>92,695.40</b>	<b>96,564.94</b>
		<b>425,788.22</b>	<b>109,434.64</b>	<b>7,419.50</b>	<b>17,611.78</b>	<b>49,677.20</b>	<b>503.37</b>	<b>520.63</b>	<b>286,673.19</b>	<b>0.00</b>	<b>0.00</b>	<b>92,695.40</b>	<b>96,617.48</b>



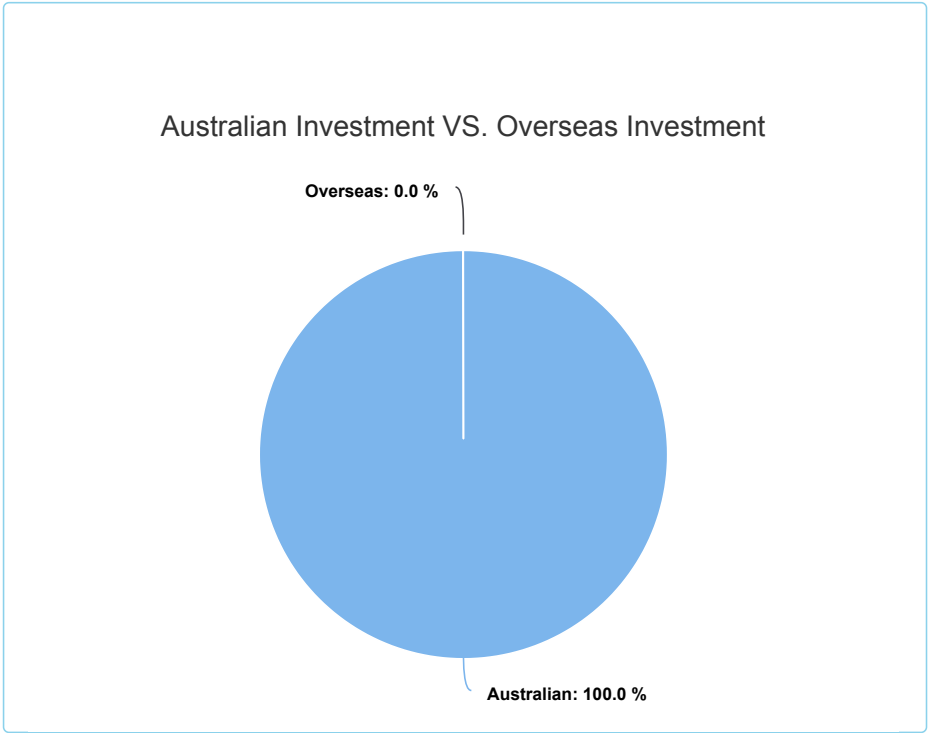
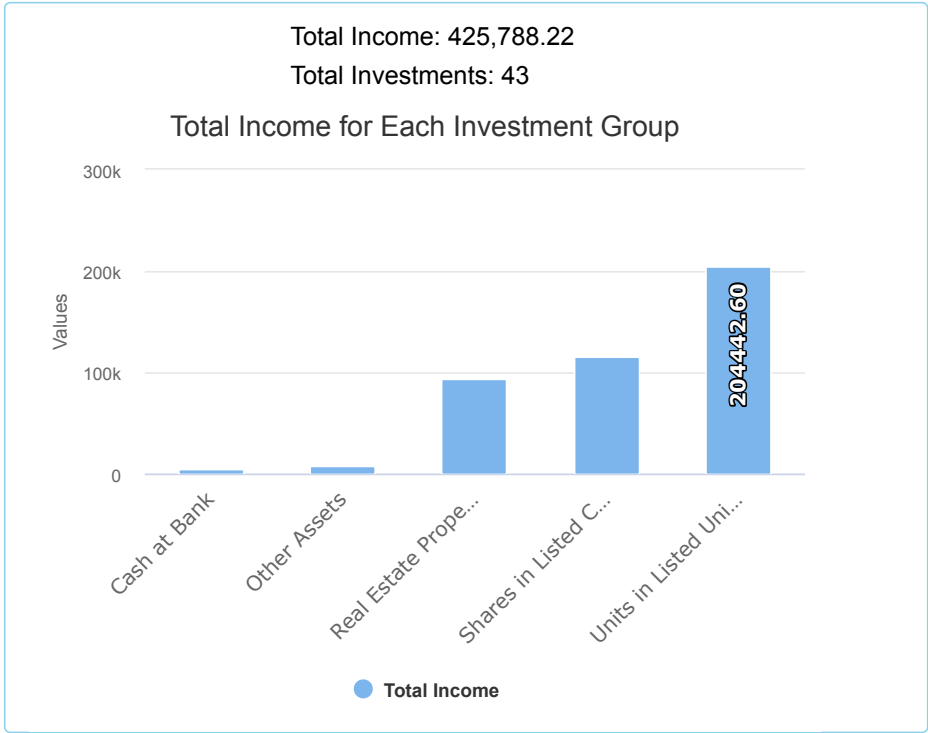
Assessable Income (Excl. Capital Gains)	<b>286,673.19</b>
Net Capital Gain	<b>63,017.96</b>
<b>Total Assessable Income</b>	<b>349,691.15</b>

\*1 Includes foreign credits from foreign capital gains.

\*2 Assessable Income in the SMSF Annual Return will be different as capital gains and losses from disposals of assets have not been included.

For a breakdown of Distributed Capital Gains and Non-Assessable Payments refer to Distributions Reconciliation Report. Includes foreign credits from foreign capital gains.

The Beecham Family Superannuation Fund  
**Investment Income Report**  
As at 30 June 2021



# The Beecham Family Superannuation Fund

## Members Statement

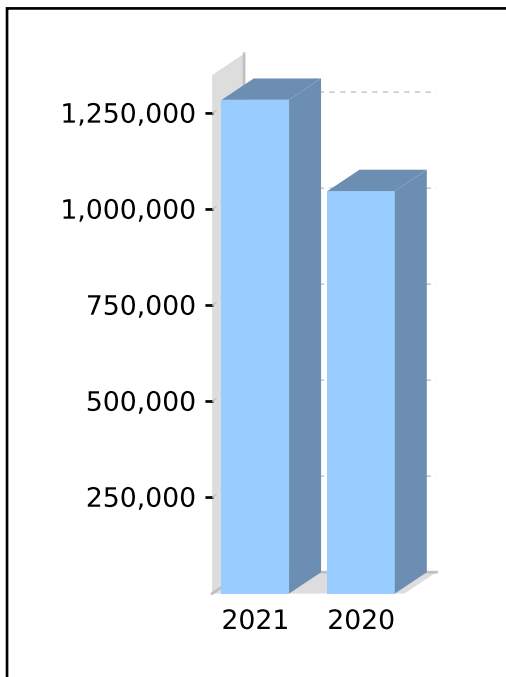
Stephen Trevor Beecham  
 Unit 2 114 Dennis Road  
 Springwood, Queensland, 4127, Australia

### Your Details

Date of Birth :	Provided	Nominated Beneficiaries	N/A
Age:	65	Vested Benefits	1,285,518
Tax File Number:	Provided	Total Death Benefit	1,285,518
Date Joined Fund:	01/07/2004	Current Salary	0
Service Period Start Date:	01/07/2004	Previous Salary	0
Date Left Fund:		Disability Benefit	0
Member Code:	BEESTE00002A		
Account Start Date:	01/07/2004		
Account Phase:	Accumulation Phase		
Account Description:	Accumulation		

### Your Balance

Total Benefits	1,285,518
<u>Preservation Components</u>	
Preserved	(56,527)
Unrestricted Non Preserved	1,342,045
Restricted Non Preserved	
<u>Tax Components</u>	
Tax Free	662,241
Taxable	623,277



### Your Detailed Account Summary

	This Year	Last Year
Opening balance at 01/07/2020	1,047,869	1,106,076
<u>Increases to Member account during the period</u>		
Employer Contributions	313	328
Personal Contributions (Concessional)		
Personal Contributions (Non Concessional)		
Government Co-Contributions		
Other Contributions		
Proceeds of Insurance Policies		
Transfers In		
Net Earnings	266,910	(47,783)
Internal Transfer In		
<u>Decreases to Member account during the period</u>		
Pensions Paid		
Contributions Tax	47	49
Income Tax	10,376	9,023
No TFN Excess Contributions Tax		
Excess Contributions Tax		
Refund Excess Contributions		
Division 293 Tax		
Insurance Policy Premiums Paid		
Management Fees		
Member Expenses		
Benefits Paid/Transfers Out	19,151	1,680
Superannuation Surcharge Tax		
Internal Transfer Out		
Closing balance at 30/06/2021	1,285,518	1,047,869

# The Beecham Family Superannuation Fund

## Members Statement

Stephen Trevor Beecham  
 Unit 2 114 Dennis Road  
 Springwood, Queensland, 4127, Australia

### Your Details

Date of Birth : Provided  
 Age: 65  
 Tax File Number: Provided  
 Date Joined Fund: 01/07/2004  
 Service Period Start Date: 01/07/2004  
 Date Left Fund:  
 Member Code: BEESTE00003P  
 Account Start Date: 01/07/2016  
 Account Phase: Retirement Phase  
 Account Description: Pension Account - 2017

Nominated Beneficiaries N/A  
 Vested Benefits 1,924,571  
 Total Death Benefit 1,924,571  
 Current Salary 0  
 Previous Salary 0  
 Disability Benefit 0

### Your Balance

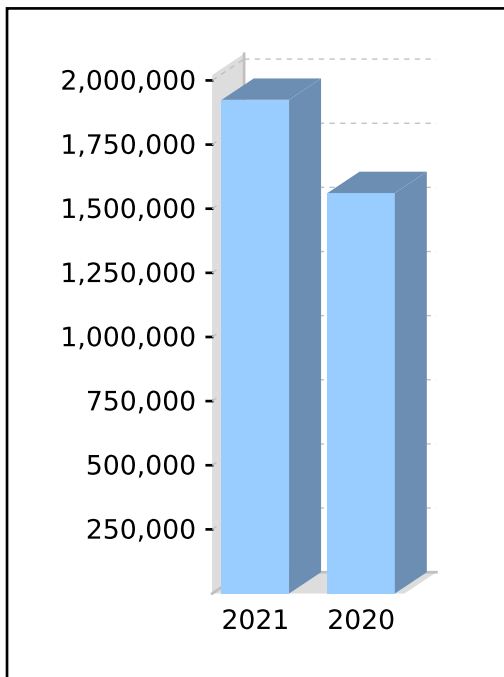
Total Benefits 1,924,571

#### Preservation Components

Preserved  
 Unrestricted Non Preserved 1,924,571  
 Restricted Non Preserved

#### Tax Components

Tax Free (33.63%) 647,221  
 Taxable 1,277,350



### Your Detailed Account Summary

	This Year	Last Year
Opening balance at 01/07/2020	1,561,098	1,666,117
<u>Increases to Member account during the period</u>		
Employer Contributions		
Personal Contributions (Concessional)		
Personal Contributions (Non Concessional)		
Government Co-Contributions		
Other Contributions		
Proceeds of Insurance Policies		
Transfers In		
Net Earnings	394,693	(71,699)
Internal Transfer In		
<u>Decreases to Member account during the period</u>		
Pensions Paid	31,220	33,320
Contributions Tax		
Income Tax		
No TFN Excess Contributions Tax		
Excess Contributions Tax		
Refund Excess Contributions		
Division 293 Tax		
Insurance Policy Premiums Paid		
Management Fees		
Member Expenses		
Benefits Paid/Transfers Out		
Superannuation Surcharge Tax		
Internal Transfer Out		
Closing balance at 30/06/2021	1,924,571	1,561,098

# The Beecham Family Superannuation Fund

## Members Statement

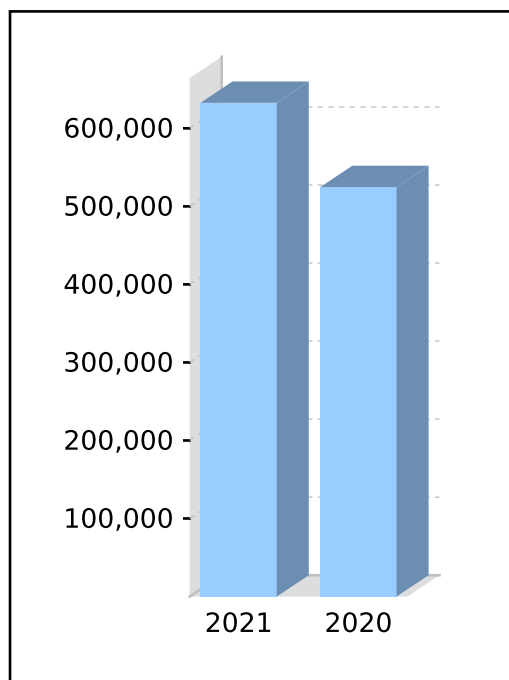
Joanne Valerie Beecham  
 Unit 2 114 Dennis Road  
 Springwood, Queensland, 4127, Australia

### Your Details

Date of Birth :	Provided	Nominated Beneficiaries	N/A
Age:	62	Vested Benefits	632,731
Tax File Number:	Provided	Total Death Benefit	632,731
Date Joined Fund:	01/07/2004	Current Salary	0
Service Period Start Date:	01/07/2004	Previous Salary	0
Date Left Fund:		Disability Benefit	0
Member Code:	BEEJOA00002A		
Account Start Date:	01/07/2004		
Account Phase:	Accumulation Phase		
Account Description:	Accumulation		

### Your Balance

Total Benefits	632,731
<u>Preservation Components</u>	
Preserved	127,753
Unrestricted Non Preserved	504,978
Restricted Non Preserved	
<u>Tax Components</u>	
Tax Free	202,742
Taxable	429,988



### Your Detailed Account Summary

	This Year	Last Year
Opening balance at 01/07/2020	524,719	568,847
<u>Increases to Member account during the period</u>		
Employer Contributions		
Personal Contributions (Concessional)		
Personal Contributions (Non Concessional)		
Government Co-Contributions		
Other Contributions		
Proceeds of Insurance Policies		
Transfers In		
Net Earnings	132,924	(24,507)
Internal Transfer In		
<u>Decreases to Member account during the period</u>		
Pensions Paid		
Contributions Tax		
Income Tax	5,171	4,621
No TFN Excess Contributions Tax		
Excess Contributions Tax		
Refund Excess Contributions		
Division 293 Tax		
Insurance Policy Premiums Paid		
Management Fees		
Member Expenses		
Benefits Paid/Transfers Out	19,741	15,000
Superannuation Surcharge Tax		
Internal Transfer Out		
Closing balance at 30/06/2021	632,731	524,719

# The Beecham Family Superannuation Fund

## Members Statement

Joanne Valerie Beecham  
 Unit 2 114 Dennis Road  
 Springwood, Queensland, 4127, Australia

### Your Details

Date of Birth :	Provided	Nominated Beneficiaries	N/A
Age:	62	Vested Benefits	1,888,748
Tax File Number:	Provided	Total Death Benefit	1,888,748
Date Joined Fund:	01/07/2004	Current Salary	0
Service Period Start Date:	01/07/2004	Previous Salary	0
Date Left Fund:		Disability Benefit	0
Member Code:	BEEJOA00003P		
Account Start Date:	01/07/2018		
Account Phase:	Retirement Phase		
Account Description:	TRIS (Retirement Phase)		

### Your Balance

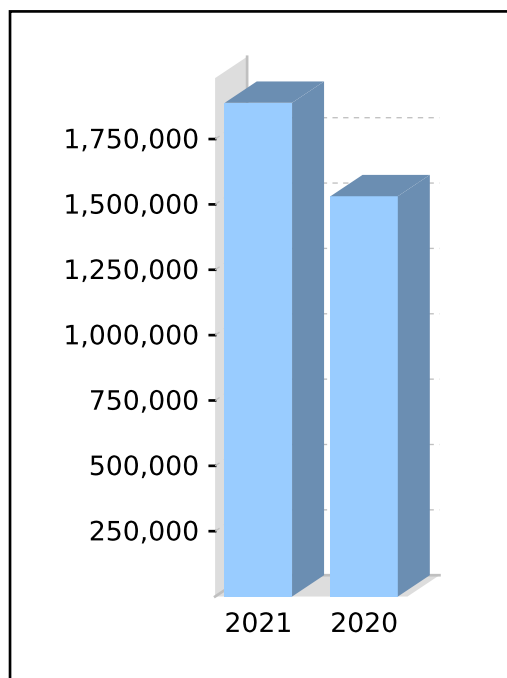
Total Benefits 1,888,748

#### Preservation Components

Preserved  
 Unrestricted Non Preserved 1,888,748  
 Restricted Non Preserved

#### Tax Components

Tax Free (29.32%) 553,797  
 Taxable 1,334,951



### Your Detailed Account Summary

	This Year	Last Year
Opening balance at 01/07/2020	1,531,306	1,666,165
<u>Increases to Member account during the period</u>		
Employer Contributions		
Personal Contributions (Concessional)		
Personal Contributions (Non Concessional)		
Government Co-Contributions		
Other Contributions		
Proceeds of Insurance Policies		
Transfers In		
Net Earnings	388,072	(69,859)
Internal Transfer In		
<u>Decreases to Member account during the period</u>		
Pensions Paid	30,630	65,000
Contributions Tax		
Income Tax		
No TFN Excess Contributions Tax		
Excess Contributions Tax		
Refund Excess Contributions		
Division 293 Tax		
Insurance Policy Premiums Paid		
Management Fees		
Member Expenses		
Benefits Paid/Transfers Out		
Superannuation Surcharge Tax		
Internal Transfer Out		
Closing balance at 30/06/2021	1,888,748	1,531,306

# Memorandum of Resolutions of

Stephen Trevor Beecham and Joanne Valerie Beecham  
ATF The Beecham Family Superannuation Fund

---

## **FINANCIAL STATEMENTS OF SUPERANNUATION FUND:**

It was resolved that the financial statements would be prepared as special purpose financial statements as, in the opinion of the trustee(s), the Superannuation Fund is a non-reporting entity and therefore is not required to comply with all Australian Accounting Standards.

It was further resolved that the financial statements and notes to the financial statements of the Superannuation Fund in respect of the year ended 30 June 2021 thereon be adopted.

## **TRUSTEE'S DECLARATION:**

It was resolved that the trustee's declaration of the Superannuation Fund be signed.

## **ANNUAL RETURN:**

Being satisfied that the Fund had complied with the requirements of the Superannuation Industry (Supervision) Act 1993 (SISA) and Regulations during the year ended 30 June 2021, it was resolved that the annual return be approved, signed and lodged with the Australian Taxation Office.

## **TRUST DEED:**

It was resolved that the advice received from the Fund's legal adviser confirming that the fund's trust deed is consistent with all relevant superannuation and trust law.

## **INVESTMENT STRATEGY:**

The allocation of the Fund's assets and the Fund's investment performance over the financial year were reviewed and found to be within the acceptable ranges outlined in the investment strategy. After considering the risk, rate of return, diversification and liquidity of the investments and the ability of the Fund to discharge its existing liabilities, it was resolved that the investment strategy continues to reflect the purposes and circumstances of the Fund and its members. Accordingly, no changes in the investment strategy were required.

## **INSURANCE COVER:**

The trustee(s) reviewed the current life and total and permanent disability insurance coverage on offer to the members and resolved that the current insurance arrangements were appropriate for the Fund.

## **ALLOCATION OF INCOME:**

It was resolved that the income of the Fund would be allocated to the members based on their average daily balance (an alternative allocation basis may be percentage of opening balance).

## **INVESTMENT ACQUISITIONS:**

It was resolved to ratify the investment acquisitions throughout the financial year ended 30 June 2021.

## **INVESTMENT DISPOSALS:**

It was resolved to ratify the investment disposals throughout the financial year ended 30 June 2021.

## **AUDITORS:**

It was resolved that

Anthony Boys

of

PO Box 3376, Rundle Mall, South Australia 5000

act as auditors of the Fund for the next financial year.

## **TAX AGENTS:**

It was resolved that

act as tax agents of the Fund for the next financial year.

# Memorandum of Resolutions of

Stephen Trevor Beecham and Joanne Valerie Beecham  
ATF The Beecham Family Superannuation Fund

---

**TRUSTEE STATUS:** Each of the trustee(s) confirmed that they are qualified to act as trustee(s) of the Fund and that they are not disqualified persons as defined by s 120 of the SISA.

**CONTRIBUTIONS RECEIVED:** It was resolved that the contributions during the year be allocated to members on the basis of the schedule provided by the principal Fund employer.

**ACCEPTANCE OF ROLLOVERS:** The trustee has ensured that any rollover made to the Fund, meets the requirements of the Fund's deed and does not breach the superannuation laws in relation to:

1. making rollover between Funds; and,
2. breaching the Fund or the member investment strategy.

The trustee has reviewed the rollover and received advice that the rollover is in accordance with the Trust Deed and the rules of the Fund and the superannuation laws. As such the trustee has resolved to accept the rollover on behalf of the member.

**CLOSURE:** Signed as a true record –

.....  
Stephen Trevor Beecham  
19 May 2022

.....  
Joanne Valerie Beecham  
19 May 2022



# Self-managed superannuation fund annual return **2021**

## Who should complete this annual return?

Only self-managed superannuation funds (SMSFs) can complete this annual return. All other funds must complete the *Fund income tax return 2021* (NAT 71287).

- ❗ The *Self-managed superannuation fund annual return instructions 2021* (NAT 71606) (the instructions) can assist you to complete this annual return.
- ⊖ The SMSF annual return cannot be used to notify us of a change in fund membership. You must update fund details via [ABR.gov.au](http://ABR.gov.au) or complete the Change of details for superannuation entities form (NAT 3036).

## To complete this annual return

- Print clearly, using a BLACK pen only.
- Use BLOCK LETTERS and print one character per box.
 

S	M	I	T	#		S	T						
---	---	---	---	---	--	---	---	--	--	--	--	--	--
- Place  in ALL applicable boxes.

- Postal address for annual returns:

**Australian Taxation Office**  
**GPO Box 9845**  
**[insert the name and postcode**  
**of your capital city]**

For example;

**Australian Taxation Office**  
**GPO Box 9845**  
**SYDNEY NSW 2001**

## Section A: Fund information

### 1 Tax file number (TFN)

- ❗ The ATO is authorised by law to request your TFN. You are not obliged to quote your TFN but not quoting it could increase the chance of delay or error in processing your annual return. See the Privacy note in the Declaration.

- To assist processing, write the fund's TFN at the top of pages 3, 5, 7 and 9.

### 2 Name of self-managed superannuation fund (SMSF)

### 3 Australian business number (ABN) (if applicable)

### 4 Current postal address

Suburb/town

State/territory

Postcode

### 5 Annual return status

Is this an amendment to the SMSF's 2021 return?

**A** No Yes

Is this the first required return for a newly registered SMSF?

**B** No Yes

**6 SMSF auditor**

Auditor's name

Title: Mr  Mrs  Miss  Ms  Other

Family name

First given name

Other given names

SMSF Auditor Number

Auditor's phone number

Postal address

Suburb/town

State/territory

Postcode

Date audit was completed **A**      Day / Month / YearWas Part A of the audit report qualified?      **B** No      YesWas Part B of the audit report qualified?      **C** No      YesIf Part B of the audit report was qualified, have the reported issues been rectified?      **D** No      Yes**7 Electronic funds transfer (EFT)**

We need your self-managed super fund's financial institution details to pay any super payments and tax refunds owing to you.

**A Fund's financial institution account details**

This account is used for super contributions and rollovers. Do not provide a tax agent account here.

Fund BSB number

Fund account number

Fund account name

I would like my tax refunds made to this account.      **Go to C.****B Financial institution account details for tax refunds**

This account is used for tax refunds. You can provide a tax agent account here.

BSB number

Account number

Account name

**C Electronic service address alias**

Provide the electronic service address alias (ESA) issued by your SMSF messaging provider. (For example, SMSFdataESAAlias). See instructions for more information.

**8 Status of SMSF** Australian superannuation fund **A** No Yes Fund benefit structure **B** Code

Does the fund trust deed allow acceptance of the Government's Super Co-contribution and Low Income Super Amounts? **C** No Yes

**9 Was the fund wound up during the income year?**

No Yes **▶** If yes, provide the date on which the fund was wound up Day / Month / Year **▶** Have all tax lodgment and payment obligations been met? No Yes

**10 Exempt current pension income**

Did the fund pay retirement phase superannuation income stream benefits to one or more members in the income year?

To claim a tax exemption for current pension income, you must pay at least the minimum benefit payment under the law. Record exempt current pension income at Label **A**.

No **▶** Go to Section B: Income.

Yes **▶** Exempt current pension income amount **A** \$

Which method did you use to calculate your exempt current pension income?

Segregated assets method **B**

Unsegregated assets method **C** **▶** Was an actuarial certificate obtained? **D** Yes

Did the fund have any other income that was assessable?

**E** Yes **▶** Go to Section B: Income.

No **▶** Choosing 'No' means that you do not have any assessable income, including no-TFN quoted contributions. Go to Section C: Deductions and non-deductible expenses. (Do **not** complete Section B: Income.)

If you are entitled to claim any tax offsets, you can list these at Section D: Income tax calculation statement.

## Section B: Income

**Do not complete this section** if all superannuation interests in the SMSF were supporting superannuation income streams in the retirement phase for the **entire year**, there was **no** other income that was assessable, and you **have not** realised a deferred notional gain. If you are entitled to claim any tax offsets, you can record these at Section D: Income tax calculation statement.

### 11 Income

Did you have a capital gains tax (CGT) event during the year? **G** No Yes

If the total capital loss or total capital gain is greater than \$10,000 or you elected to use the transitional CGT relief in 2017 and the deferred notional gain has been realised, complete and attach a *Capital gains tax (CGT) schedule 2021*.

Have you applied an exemption or rollover? **M** No Yes

Code

Net capital gain **A** \$

Gross rent and other leasing and hiring income **B** \$

Gross interest **C** \$

Forestry managed investment scheme income **X** \$

Gross foreign income <b>D1</b> \$	Net foreign income <b>D</b> \$	Loss <input type="text"/>
-----------------------------------	--------------------------------	---------------------------

Australian franking credits from a New Zealand company **E** \$

Transfers from foreign funds **F** \$

Number

Gross payments where ABN not quoted **H** \$

Gross distribution from partnerships **I** \$

Loss

<b>Calculation of assessable contributions</b>	
Assessable employer contributions	
<b>R1</b> \$	
plus Assessable personal contributions	
<b>R2</b> \$	
plus <sup>#</sup> No-TFN-quoted contributions	
<b>R3</b> \$	
<i>(an amount must be included even if it is zero)</i>	
less Transfer of liability to life insurance company or PST	
<b>R6</b> \$	

\*Unfranked dividend amount **J** \$

\*Franked dividend amount **K** \$

\*Dividend franking credit **L** \$

\*Gross trust distributions **M** \$

Code

**Assessable contributions**  
**R** \$  
(**R1** plus **R2** plus **R3** less **R6**)

<b>Calculation of non-arm's length income</b>	
*Net non-arm's length private company dividends	
<b>U1</b> \$	
plus *Net non-arm's length trust distributions	
<b>U2</b> \$	
plus *Net other non-arm's length income	
<b>U3</b> \$	

\*Other income **S** \$

\*Assessable income due to changed tax status of fund **T** \$

**Net non-arm's length income**  
**U** \$  
(subject to 45% tax rate)  
(**U1** plus **U2** plus **U3**)

Code

#This is a mandatory label.  
\*If an amount is entered at this label, check the instructions to ensure the correct tax treatment has been applied.

<b>GROSS INCOME</b> (Sum of labels <b>A</b> to <b>U</b> ) <b>W</b> \$	Loss <input type="text"/>
--	---------------------------

Exempt current pension income **Y** \$

<b>TOTAL ASSESSABLE INCOME</b> ( <b>W</b> less <b>Y</b> ) <b>V</b> \$	Loss <input type="text"/>
---	---------------------------

## Section C: Deductions and non-deductible expenses

### 12 Deductions and non-deductible expenses

- Under 'Deductions' list all expenses and allowances you are entitled to claim a deduction for. Under 'Non-deductible expenses', list all other expenses or normally allowable deductions that you cannot claim as a deduction (for example, all expenses related to exempt current pension income should be recorded in the 'Non-deductible expenses' column).

DEDUCTIONS		NON-DEDUCTIBLE EXPENSES	
Interest expenses within Australia	<b>A1 \$</b>		<b>A2 \$</b>
Interest expenses overseas	<b>B1 \$</b>		<b>B2 \$</b>
Capital works expenditure	<b>D1 \$</b>		<b>D2 \$</b>
Decline in value of depreciating assets	<b>E1 \$</b>		<b>E2 \$</b>
Insurance premiums – members	<b>F1 \$</b>		<b>F2 \$</b>
SMSF auditor fee	<b>H1 \$</b>		<b>H2 \$</b>
Investment expenses	<b>I1 \$</b>		<b>I2 \$</b>
Management and administration expenses	<b>J1 \$</b>		<b>J2 \$</b>
Forestry managed investment scheme expense	<b>U1 \$</b>		<b>U2 \$</b>
Other amounts	<b>L1 \$</b>	Code	<b>L2 \$</b>
Tax losses deducted	<b>M1 \$</b>		

**TOTAL DEDUCTIONS**  
**N \$**  
 (Total **A1** to **M1**)

**TOTAL NON-DEDUCTIBLE EXPENSES**  
**Y \$**  
 (Total **A2** to **L2**)

**#TAXABLE INCOME OR LOSS** Loss  
**O \$**  
 (TOTAL ASSESSABLE INCOME *less*  
 TOTAL DEDUCTIONS)

**TOTAL SMSF EXPENSES**  
**Z \$**  
 (N *plus* Y)

#This is a mandatory label.

## Section D: Income tax calculation statement

### #Important:

Section B label **R3**, Section C label **O** and Section D labels **A, T1, J, T5** and **I** are mandatory. If you leave these labels blank, you will have specified a zero amount.

### 13 Calculation statement

Please refer to the *Self-managed superannuation fund annual return instructions 2021* on how to complete the calculation statement.

#Taxable income	<b>A \$</b>	<i>(an amount must be included even if it is zero)</i>
#Tax on taxable income	<b>T1 \$</b>	<i>(an amount must be included even if it is zero)</i>
#Tax on no-TFN-quoted contributions	<b>J \$</b>	<i>(an amount must be included even if it is zero)</i>

Gross tax **B \$**

*(T1 plus J)*

Foreign income tax offset	
<b>C1 \$</b>	
Rebates and tax offsets	Non-refundable non-carry forward tax offsets
<b>C2 \$</b>	<b>C \$</b>
	<i>(C1 plus C2)</i>

SUBTOTAL 1

**T2 \$**

*(B less C – cannot be less than zero)*

Early stage venture capital limited partnership tax offset	
<b>D1 \$</b>	
Early stage venture capital limited partnership tax offset carried forward from previous year	Non-refundable carry forward tax offsets
<b>D2 \$</b>	<b>D \$</b>
Early stage investor tax offset	<i>(D1 plus D2 plus D3 plus D4)</i>
<b>D3 \$</b>	
Early stage investor tax offset carried forward from previous year	SUBTOTAL 2
<b>D4 \$</b>	<b>T3 \$</b>
	<i>(T2 less D – cannot be less than zero)</i>

Complying fund's franking credits tax offset	
<b>E1 \$</b>	
No-TFN tax offset	
<b>E2 \$</b>	
National rental affordability scheme tax offset	
<b>E3 \$</b>	
Exploration credit tax offset	Refundable tax offsets
<b>E4 \$</b>	<b>E \$</b>
	<i>(E1 plus E2 plus E3 plus E4)</i>

#TAX PAYABLE **T5 \$**

*(T3 less E – cannot be less than zero)*

Section 102AAM interest charge

**G \$**

Credit for interest on early payments – amount of interest	
<b>H1 \$</b>	
Credit for tax withheld – foreign resident withholding (excluding capital gains)	
<b>H2 \$</b>	
Credit for tax withheld – where ABN or TFN not quoted (non-individual)	
<b>H3 \$</b>	
Credit for TFN amounts withheld from payments from closely held trusts	
<b>H5 \$</b>	
Credit for interest on no-TFN tax offset	
<b>H6 \$</b>	
Credit for foreign resident capital gains withholding amounts	
<b>H8 \$</b>	
	<b>Eligible credits</b>
	<b>H \$</b>
	<i>(H1 plus H2 plus H3 plus H5 plus H6 plus H8)</i>

<b>#Tax offset refunds</b> (Remainder of refundable tax offsets)	<b>I \$</b>	<i>(unused amount from label <b>E</b> – an amount must be included even if it is zero)</i>
---	-------------	--

PAYG instalments raised

**K \$**

Supervisory levy

**L \$**

Supervisory levy adjustment for wound up funds

**M \$**

Supervisory levy adjustment for new funds

**N \$**

<b>AMOUNT DUE OR REFUNDABLE</b> A positive amount at <b>S</b> is what you owe, while a negative amount is refundable to you.	<b>S \$</b>	<i>(T5 plus G less H less I less K plus L less M plus N)</i>
---	-------------	--

#This is a mandatory label.

**Section E: Losses****14 Losses**

**!** If total loss is greater than \$100,000, complete and attach a *Losses schedule 2021*.

Tax losses carried forward to later income years **U \$**Net capital losses carried forward to later income years **V \$**

## Section F: Member information

### MEMBER 1

Title: Mr Mrs Miss Ms Other

Family name

First given name

Other given names

### Member's TFN

See the Privacy note in the Declaration.

Date of birth

### Contributions

OPENING ACCOUNT BALANCE \$

**!** Refer to instructions for completing these labels.

Employer contributions

**A \$**

ABN of principal employer

**A1**

Personal contributions

**B \$**

CGT small business retirement exemption

**C \$**

CGT small business 15-year exemption amount

**D \$**

Personal injury election

**E \$**

Spouse and child contributions

**F \$**

Other third party contributions

**G \$**

Proceeds from primary residence disposal

**H \$**

Receipt date Day / Month / Year

**H1**

Assessable foreign superannuation fund amount

**I \$**

Non-assessable foreign superannuation fund amount

**J \$**

Transfer from reserve: assessable amount

**K \$**

Transfer from reserve: non-assessable amount

**L \$**

Contributions from non-complying funds and previously non-complying funds

**T \$**

Any other contributions (including Super Co-contributions and Low Income Super Amounts)

**M \$**

**TOTAL CONTRIBUTIONS N \$**

(Sum of labels **A** to **M**)

### Other transactions

Allocated earnings or losses **O \$**

Loss

Accumulation phase account balance

**S1 \$**

Inward rollovers and transfers **P \$**

Retirement phase account balance - Non CDBIS

**S2 \$**

Outward rollovers and transfers **Q \$**

Retirement phase account balance - CDBIS

**S3 \$**

Lump Sum payments **R1 \$**

Income stream payments **R2 \$**

Code

Code

TRIS Count

**CLOSING ACCOUNT BALANCE S \$**

(**S1** plus **S2** plus **S3**)

Accumulation phase value **X1 \$**

Retirement phase value **X2 \$**

Outstanding limited recourse borrowing arrangement amount **Y \$**



**MEMBER 2**

Title: Mr Mrs Miss Ms Other

Family name

First given name

Other given names

**Member's TFN**

See the Privacy note in the Declaration.

**Date of birth**

**Contributions**

OPENING ACCOUNT BALANCE \$

**!** Refer to instructions for completing these labels.

Employer contributions

**A \$**

ABN of principal employer

**A1**

Personal contributions

**B \$**

CGT small business retirement exemption

**C \$**

CGT small business 15-year exemption amount

**D \$**

Personal injury election

**E \$**

Spouse and child contributions

**F \$**

Other third party contributions

**G \$**

Proceeds from primary residence disposal

**H \$**

Receipt date Day / Month / Year

**H1**

Assessable foreign superannuation fund amount

**I \$**

Non-assessable foreign superannuation fund amount

**J \$**

Transfer from reserve: assessable amount

**K \$**

Transfer from reserve: non-assessable amount

**L \$**

Contributions from non-complying funds and previously non-complying funds

**T \$**

Any other contributions (including Super Co-contributions and Low Income Super Amounts)

**M \$**

**TOTAL CONTRIBUTIONS N \$**

(Sum of labels **A** to **M**)

**Other transactions**

Allocated earnings or losses **O \$**

Loss

Accumulation phase account balance

**S1 \$**

Inward rollovers and transfers **P \$**

Retirement phase account balance - Non CDBIS

**S2 \$**

Outward rollovers and transfers **Q \$**

Retirement phase account balance - CDBIS

**S3 \$**

Lump Sum payments **R1 \$**

Income stream payments **R2 \$**

Code

Code

TRIS Count

**CLOSING ACCOUNT BALANCE S \$**

(**S1** plus **S2** plus **S3**)

Accumulation phase value **X1 \$**

Retirement phase value **X2 \$**

Outstanding limited recourse borrowing arrangement amount **Y \$**

**OFFICIAL: Sensitive** (when completed)

---

**Section H: Assets and liabilities**
**15 ASSETS**

15a Australian managed investments

Listed trusts **A \$**

Unlisted trusts **B \$**

Insurance policy **C \$**

Other managed investments **D \$**

---

15b Australian direct investments

<p><b>Limited recourse borrowing arrangements</b></p> <p>Australian residential real property <b>J1 \$</b></p> <p>Australian non-residential real property <b>J2 \$</b></p> <p>Overseas real property <b>J3 \$</b></p> <p>Australian shares <b>J4 \$</b></p> <p>Overseas shares <b>J5 \$</b></p> <p>Other <b>J6 \$</b></p> <p>Property count <b>J7</b></p>	<p>Cash and term deposits <b>E \$</b></p> <p>Debt securities <b>F \$</b></p> <p style="padding-left: 100px;">Loans <b>G \$</b></p> <p style="padding-left: 100px;">Listed shares <b>H \$</b></p> <p style="padding-left: 100px;">Unlisted shares <b>I \$</b></p> <p style="padding-left: 100px;">Limited recourse borrowing arrangements <b>J \$</b></p> <p style="padding-left: 100px;">Non-residential real property <b>K \$</b></p> <p style="padding-left: 100px;">Residential real property <b>L \$</b></p> <p style="padding-left: 100px;">Collectables and personal use assets <b>M \$</b></p> <p style="padding-left: 100px;">Other assets <b>O \$</b></p>
--	--

---

15c Other investments

Crypto-Currency **N \$**

---

15d Overseas direct investments

Overseas shares **P \$**

Overseas non-residential real property **Q \$**

Overseas residential real property **R \$**

Overseas managed investments **S \$**

Other overseas assets **T \$**

<b>TOTAL AUSTRALIAN AND OVERSEAS ASSETS U \$</b> <small>(Sum of labels A to T)</small>
---

---

**15e In-house assets**

Did the fund have a loan to, lease to or investment in, related parties (known as in-house assets) at the end of the income year?

**A** No      Yes    **) \$**

**15f Limited recourse borrowing arrangements**

If the fund had an LRBA were the LRBA borrowings from a licensed financial institution? **A** No  Yes

Did the members or related parties of the fund use personal guarantees or other security for the LRBA? **B** No  Yes

**16 LIABILITIES**

Borrowings for limited recourse borrowing arrangements	
<b>V1 \$</b>	
Permissible temporary borrowings	
<b>V2 \$</b>	
Other borrowings	
<b>V3 \$</b>	Borrowings <b>V \$</b>
Total member closing account balances (total of all <b>CLOSING ACCOUNT BALANCES</b> from Sections F and G) <b>W \$</b>	
Reserve accounts <b>X \$</b>	
Other liabilities <b>Y \$</b>	
<b>TOTAL LIABILITIES Z \$</b>	

**Section I: Taxation of financial arrangements****17 Taxation of financial arrangements (TOFA)**

Total TOFA gains **H \$**

Total TOFA losses **I \$**

**Section J: Other information****Family trust election status**

If the trust or fund has made, or is making, a family trust election, write the four-digit **income year specified** of the election (for example, for the 2020–21 income year, write **2021**). **A**

If revoking or varying a family trust election, print **R** for revoke or print **V** for variation, and complete and attach the *Family trust election, revocation or variation 2021*. **B**

**Interposed entity election status**

If the trust or fund has an existing election, write the earliest income year specified. If the trust or fund is making one or more elections this year, write the earliest income year being specified and complete an *Interposed entity election or revocation 2021* for each election. **C**

If revoking an interposed entity election, print **R**, and complete and attach the *Interposed entity election or revocation 2021*. **D**

## Section K: Declarations

 Penalties may be imposed for false or misleading information in addition to penalties relating to any tax shortfalls.

### Important

Before making this declaration check to ensure that all income has been disclosed and the annual return, all attached schedules and any additional documents are true and correct in every detail. If you leave labels blank, you will have specified a zero amount or the label was not applicable to you. If you are in doubt about any aspect of the annual return, place all the facts before the ATO.

### Privacy

The ATO is authorised by the *Taxation Administration Act 1953* to request the provision of tax file numbers (TFNs). We will use the TFN to identify the entity in our records. It is not an offence not to provide the TFN. However if you do not provide the TFN, the processing of this form may be delayed.

Taxation law authorises the ATO to collect information and disclose it to other government agencies. For information about your privacy go to [ato.gov.au/privacy](https://ato.gov.au/privacy)

### TRUSTEE'S OR DIRECTOR'S DECLARATION:

I declare that, the current trustees and directors have authorised this annual return and it is documented as such in the SMSF's records. I have received a copy of the audit report and are aware of any matters raised therein. The information on this annual return, including any attached schedules and additional documentation is true and correct.

Authorised trustee's, director's or public officer's signature

Date  /  /

### Preferred trustee or director contact details:

Title:  Mr  Mrs  Miss  Ms  Other

Family name

First given name

Other given names

Phone number

Email address

Non-individual trustee name (if applicable)

ABN of non-individual trustee

Time taken to prepare and complete this annual return  Hrs

 The Commissioner of Taxation, as Registrar of the Australian Business Register, may use the ABN and business details which you provide on this annual return to maintain the integrity of the register. For further information, refer to the instructions.

### TAX AGENT'S DECLARATION:

I declare that the *Self-managed superannuation fund annual return 2021* has been prepared in accordance with information provided by the trustees, that the trustees have given me a declaration stating that the information provided to me is true and correct, and that the trustees have authorised me to lodge this annual return.

Tax agent's signature

Date  /  /

### Tax agent's contact details

Title:  Mr  Mrs  Miss  Ms  Other

Family name

First given name

Other given names

Tax agent's practice

Tax agent's phone number

Reference number

Tax agent number

.....**Electronic Lodgment Declaration (SMSF)**

**This declaration is to be completed where the tax return is to be lodged via an approved ATO electronic channel. It is the responsibility of the taxpayer to retain this declaration for a period of five years after the declaration is made, penalties may apply for failure to do so.**

**Privacy**

The ATO is authorised by the Taxation Administration Act 1953 to request the provision of tax file numbers (TFNs). The ATO will use the TFNs to identify each partner or beneficiary or entity in our records. It is not an offence not to provide the TFNs. However, you cannot lodge your tax return electronically if you do not quote your TFN.

Taxation law authorises the ATO to collect information and disclose it to other government agencies, including personal information about the person authorised to sign the declaration. For information about privacy go to [ato.gov.au/privacy](http://ato.gov.au/privacy)

**The Australian Business Register**

The Commissioner of Taxation, as Registrar of the Australian Business Register, may use the ABN and business details which you provide on this tax return to maintain the integrity of the register.

Please refer to the privacy statement on the Australian Business Register (ABR) website ([www.abr.gov.au](http://www.abr.gov.au)) for further information - it outlines our commitment to safeguarding your details.

**Electronic funds transfer - direct debit**

Where you have requested an EFT direct debit some of your details will be provided to your financial institution and the Tax Office's sponsor bank to facilitate the payment of your taxation liability from your nominated account.

Tax File Number	Name of Fund	Year
-----------------	--------------	------

I authorise my tax agent to electronically transmit this tax return via an approved ATO electronic channel.

**Important**

Before making this declaration please check to ensure that all income has been disclosed and the tax return is true and correct in every detail. If you are in doubt about any aspect of the tax return, place all the facts before the Tax Office. The tax law provides heavy penalties for false or misleading statements on tax returns.

**Declaration:**

I declare that:

- ..... ■ All the information provided to the agent for the preparation of this tax return, including any applicable schedules is true and correct; and
- ..... ■ I authorise the agent to lodge this tax return.

Signature of Partner, Trustee, or Director

Date

/ /

**ELECTRONIC FUNDS TRANSFER CONSENT**

**This declaration is to be completed when an electronic funds transfer (EFT) of a refund is requested and the tax return is being lodged through an approved ATO electronic channel.**

This declaration must be signed by the partner, trustee, director or public officer prior to the EFT details being transmitted to the Tax Office. If you elect for an EFT, all details below must be completed.

**Important:** Care should be taken when completing EFT details as the payment of any refund will be made to the account specified.

**5 Wt i bhBUa Y**.....

.....

I authorise the refund to be deposited directly to the specified account

Signature

Date

/ /

.....Tax Agent's 8 YWUfUjcb

**I declare that:**

- I have prepared this tax return in accordance with the information supplied by the partner, trustee, director or public officer
- I have received a declaration made by the entity that the information provided to me for the preparation of this tax return is true and correct; and
- I am authorised by the partner, trustee, director or public officer to lodge this tax return, including any applicable schedules.

Agent's signature.....

Date

Contact name

Client Reference

Agent's Phone Number.....

HUI '5 [ YbhBi a VYf

