

MA & JE KELLY SUPER FUND
Operating Statement

For the year ended 30 June 2018

	Note	2018 \$	2017 \$
Income			
Investment Income			
Trust Distributions	12	5,271.71	1,890.29
Dividends Received	11	13,211.85	16,281.07
Interest Received		5,138.04	5,142.16
Investment Gains			
Changes in Market Values	13	170,158.22	(78,492.68)
Contribution Income			
Employer Contributions		1,690.95	10,882.19
Other Income			
Changes In Foreign Exchange		0.00	(3,986.40)
Interest Received ATO General Interest Charge		0.00	1.05
Total Income		<u>195,470.77</u>	<u>(48,282.32)</u>
Expenses			
Accountancy Fees		2,068.00	1,903.00
ATO Supervisory Levy		259.00	259.00
Auditor's Remuneration		550.00	550.00
ASIC Fees		48.00	47.00
Member Payments			
Life Insurance Premiums		20,026.92	18,325.56
Pensions Paid		6,900.00	0.00
Total Expenses		<u>29,851.92</u>	<u>21,084.56</u>
Benefits accrued as a result of operations before income tax			
		<u>165,618.85</u>	<u>(69,366.88)</u>
Income Tax Expense	14	(1,046.90)	7,929.45
Benefits accrued as a result of operations		<u>166,665.75</u>	<u>(77,296.33)</u>

Refer to compilation report

MA & JE KELLY SUPER FUND
Detailed Operating Statement

For the year ended 30 June 2018

	2018	2017
	\$	\$
Income		
Investment Income		
Trust Distributions		
Arena Reit.	138.00	0.00
BWP Trust	143.15	0.00
Centuria Industrial Reit	2,206.75	0.00
Cromwell Property Group	1,668.00	0.00
Distributions Received	0.00	1,890.29
GPT Group	66.00	0.00
Industria Reit	825.03	0.00
Moneyspot Investment Fund Class A	224.78	0.00
	5,271.71	1,890.29
Dividends Received		
Australia And New Zealand Banking Group Limited	480.00	0.00
Australian Finance Group Ltd	835.00	0.00
Bank Of Queensland Limited.	1,008.00	0.00
Commonwealth Bank Of Australia.	690.00	0.00
Dividends Received	0.00	16,281.07
Downer Edi Limited	264.00	0.00
Erm Power Limited	1,102.50	0.00
National Australia Bank Limited	594.00	0.00
Neometals Ltd	1,050.00	0.00
RIO Tinto Limited	2,563.75	0.00
Sandfire Resources NI	420.00	0.00
Telstra Corporation Limited.	2,923.00	0.00
Virtus Health Limited	315.00	0.00
Wesfarmers Limited	669.00	0.00
Woolworths Group Limited	297.60	0.00
	13,211.85	16,281.07
Interest Received		
BOQ Term Deposit #4875	1,610.41	1,614.82
BOQ Term Deposit #8971	3,299.30	3,309.74
MBL Bank A/c #1558	228.33	217.60
	5,138.04	5,142.16
Contribution Income		
Employer Contributions - Concessional		
JAYNE KELLY	1,402.88	5,670.26
MALCOLM KELLY	288.07	5,211.93
	1,690.95	10,882.19
Other Income		
Changes In Foreign Exchange	0.00	(3,986.40)
Interest Received ATO General Interest Charge	0.00	1.05
	0.00	(3,985.35)
Investment Gains		
Realised Movements in Market Value		
Shares in Listed Companies (Australian)		
Altech Chemicals Ltd	1,419.01	0.00
Altura Mining Limited	18,608.27	0.00
Bubs Australia	11,349.57	0.00
Commonwealth Bank Of Australia.	(28.09)	0.00
Downer Edi Limited	4,890.66	0.00
Kairos Minerals Limited	4,264.42	0.00
Mach7 Technologies Limited	(7,694.40)	0.00

Refer to compilation report

MA & JE KELLY SUPER FUND

Detailed Operating Statement

For the year ended 30 June 2018

	2018	2017
	\$	\$
Neometals Ltd	1,010.55	0.00
Pilbara Minerals Limited	7,238.96	0.00
Segue Resources Limited	(6,624.72)	0.00
	<u>34,434.23</u>	<u>0.00</u>
Unrealised Movements in Market Value		
Debt Securities (Bonds, Bills of Exchange, Promissory Notes)		
Convert Prom Note : Kinetic US 16/6/15	1,054.50	0.00
Convert Prom Note : Kinetic US 28/12/15	1,054.50	0.00
	<u>2,109.00</u>	<u>0.00</u>
Shares in Listed Companies (Australian)		
Altech Chemicals Ltd	1,539.15	0.00
Altura Mining Limited	57,216.25	0.00
Arrow Minerals Ltd	(8,389.23)	0.00
Australia And New Zealand Banking Group Limited	(144.00)	0.00
Australian Finance Group Ltd	(954.95)	0.00
Australian Mines Limited	(1,883.32)	0.00
Bank Of Queensland Limited.	(2,121.95)	0.00
Beadell Resources Limited	(1,480.00)	0.00
Bellamy's Australia Limited	17,692.20	0.00
Bubs Australia	1,591.80	0.00
Caeneus Minerals Ltd	(2,229.95)	0.00
Celsius Resources Limited.	3,780.10	0.00
Commonwealth Bank Of Australia.	(2,707.65)	0.00
Department 13 International Ltd	(1,779.95)	0.00
Digitalx Limited	(4,529.95)	0.00
Downer Edi Limited	(3,750.06)	0.00
Elsight Limited	(2,479.95)	0.00
Erm Power Limited	4,858.51	0.00
Great Western Exploration Limited.	(1,029.95)	0.00
Hannans Ltd	(1,629.95)	0.00
Latin Resources Limited	1,800.00	0.00
Mach7 Technologies Limited	8,784.50	0.00
Metals X Limited	(734.95)	0.00
National Australia Bank Limited	(654.00)	0.00
Neometals Ltd	4,312.76	0.00
Pilbara Minerals Limited	47,833.82	0.00
Poseidon Nickel Limited	(779.95)	0.00
Quantum Graphite Limited	(5,232.95)	0.00
RIO Tinto Limited	14,119.00	0.00
Sandfire Resources NI	7,020.00	0.00
Segue Resources Limited	8,547.11	0.00
Swift Media Limited	(1,579.95)	0.00
Tawana Resources NI	600.32	0.00
Telstra Corporation Limited.	(18,885.95)	0.00
Valence Industries Limited	5,232.95	0.00
Virtus Health Limited	829.32	0.00
Wesfarmers Limited	2,772.00	0.00
Woolworths Group Limited	1,593.60	0.00
	<u>127,144.78</u>	<u>0.00</u>
Units in Listed Unit Trusts (Australian)		
Arena Reit.	(209.95)	0.00
BWP Trust	315.05	0.00
Centuria Industrial Reit	1,115.05	0.00
Cromwell Property Group	3,400.00	0.00

Refer to compilation report

MA & JE KELLY SUPER FUND**Detailed Operating Statement**

For the year ended 30 June 2018

	2018	2017
	\$	\$
GPT Group	50.07	0.00
Industria Reit	1,800.00	0.00
	<u>6,470.22</u>	<u>0.00</u>
Other Revaluations	0.00	(78,492.68)
	<u>0.00</u>	<u>(78,492.68)</u>
Changes in Market Values	<u>170,158.22</u>	<u>(78,492.68)</u>
Total Income	<u>195,470.78</u>	<u>(48,282.32)</u>
Expenses		
Accountancy Fees	2,068.00	1,903.00
ASIC Fees	48.00	47.00
ATO Supervisory Levy	259.00	259.00
Auditor's Remuneration	550.00	550.00
	<u>2,925.00</u>	<u>2,759.00</u>
Member Payments		
Life Insurance Premiums		
KELLY, MALCOLM - Accumulation (Accumulation)	10,903.59	9,959.61
KELLY, JAYNE - Accumulation (Accumulation)	9,123.33	8,365.95
	<u>20,026.92</u>	<u>18,325.56</u>
Pensions Paid		
KELLY, JAYNE - Pension (Transition to Retirement Pension)	6,900.00	0.00
	<u>6,900.00</u>	<u>0.00</u>
Total Expenses	<u>29,851.92</u>	<u>21,084.56</u>
Benefits accrued as a result of operations before income tax	<u>165,618.86</u>	<u>(69,366.88)</u>
Income Tax Expense		
Income Tax Expense	(1,046.90)	7,929.45
Total Income Tax	<u>(1,046.90)</u>	<u>7,929.45</u>
Benefits accrued as a result of operations	<u>166,665.76</u>	<u>(77,296.33)</u>

Refer to compilation report

MA & JE KELLY SUPER FUND
Statement of Financial Position

As at 30 June 2018

	Note	2018 \$	2017 \$
Assets			
Investments			
Debt Securities (Bonds, Bills of Exchange, Promissory Notes)	2	51,854.00	49,745.00
Shares in Listed Companies (Australian)	3	528,896.37	362,852.63
Shares in Unlisted Private Companies (Australian)	4	1.00	1.00
Units in Listed Unit Trusts (Australian)	5	79,440.00	57,620.00
Units in Unlisted Unit Trusts (Australian)	6	4,000.00	0.00
Total Investments		<u>664,191.37</u>	<u>470,218.63</u>
Other Assets			
Other Assets		0.00	3,800.00
Sundry Debtors		13,906.05	1,707.90
BOQ Term Deposit #4875		54,590.10	56,204.92
MBL Bank A/c #1558		9,070.03	37,326.65
Distributions Receivable		1,343.21	0.00
BOQ Bank A/c #8170		96.85	96.85
BOQ Term Deposit #8971		75,000.00	78,309.74
Income Tax Refundable		1,046.90	9,124.07
Total Other Assets		<u>155,053.14</u>	<u>186,570.13</u>
Total Assets		<u>819,244.51</u>	<u>656,788.76</u>
Less:			
Liabilities			
PAYG Payable		0.00	1,900.00
Sundry Creditors		0.00	2,310.00
Total Liabilities		<u>0.00</u>	<u>4,210.00</u>
Net assets available to pay benefits		<u>819,244.51</u>	<u>652,578.76</u>
Represented by:			
Liability for accrued benefits allocated to members' accounts	8, 9		
KELLY, MALCOLM - Accumulation		737,395.53	576,844.60
KELLY, JAYNE - Accumulation		928.66	75,734.16
KELLY, JAYNE - Pension (Transition to Retirement Pension)		80,920.32	0.00
Total Liability for accrued benefits allocated to members' accounts		<u>819,244.51</u>	<u>652,578.76</u>

Refer to compilation report

Detailed Statement of Financial Position

As at 30 June 2018

	Note	2018 \$	2017 \$
Assets			
Investments			
Debt Securities (Bonds, Bills of Exchange, Promissory Notes)	2		
Convert Prom Note : Kinetic US 28/12/15		25,927.00	24,872.50
Convert Prom Note : Kinetic US 16/6/15		25,927.00	24,872.50
Shares in Listed Companies (Australian)	3		
Quantum Graphite Limited		4,800.00	0.00
LWP Technologies Limited		1,309.00	1,309.00
Poseidon Nickel Limited		5,550.00	0.00
Valence Industries Limited		0.00	4,800.00
Australia And New Zealand Banking Group Limited		8,472.00	8,616.00
Metals X Limited		2,400.00	0.00
Bank Of Queensland Limited.		12,228.00	9,160.00
Woolworths Group Limited		9,766.40	8,172.80
Beadell Resources Limited		670.00	2,150.00
RIO Tinto Limited		58,408.00	44,289.00
Segue Resources Limited		0.00	1,485.69
Arrow Minerals Ltd		6,178.55	0.00
Elsight Limited		2,550.00	0.00
Mach7 Technologies Limited		0.00	1,750.00
Australian Mines Limited		8,900.00	0.00
Digitalx Limited		1,500.00	0.00
Altech Chemicals Ltd		0.00	10,500.00
Hannans Ltd		2,800.00	0.00
Commonwealth Bank Of Australia.		0.00	24,843.00
National Australia Bank Limited		8,223.00	8,877.00
Wesfarmers Limited		14,808.00	12,036.00
Caeneus Minerals Ltd		1,000.00	800.00
Capital Mining Limited		250.00	250.00
Bellamy's Australia Limited		30,769.20	11,747.00
Neometals Ltd		31,500.00	31,050.00
Celsius Resources Limited.		12,400.00	0.00
Department 13 International Ltd		4,500.00	0.00
Altura Mining Limited		88,725.00	43,750.00
Virtus Health Limited		12,937.50	0.00
Erm Power Limited		29,600.00	13,742.50
Sandfire Resources NI		18,320.00	11,300.00
Bubs Australia		0.00	12,500.00
Latin Resources Limited		5,400.00	3,600.00
Great Western Exploration Limited.		1,800.00	0.00

Refer to compilation report

MA & JE KELLY SUPER FUND

Detailed Statement of Financial Position

As at 30 June 2018

	Note	2018 \$	2017 \$
Investments			
Swift Media Limited		3,400.00	0.00
Pilbara Minerals Limited		87,302.72	38,162.64
Downer Edi Limited		0.00	14,102.00
Australian Finance Group Ltd		7,025.00	0.00
Telstra Corporation Limited.		31,964.00	43,860.00
Tawana Resources NI		13,440.00	0.00
Shares in Unlisted Private Companies (Australian)	4		
Digital Document Exchange Pty Ltd		1.00	1.00
Units in Listed Unit Trusts (Australian)	5		
GPT Group		5,060.00	0.00
Industria Reit		13,250.00	11,450.00
Arena Reit.		4,300.00	0.00
Cromwell Property Group		22,400.00	19,000.00
BWP Trust		4,875.00	0.00
Centuria Industrial Reit		29,555.00	27,170.00
Units in Unlisted Unit Trusts (Australian)	6		
Moneyspot Investment Fund Class A		4,000.00	0.00
Total Investments		<u>664,191.37</u>	<u>470,218.63</u>
Other Assets			
Bank Accounts	7		
MBL Bank A/c #1558		9,070.03	37,326.65
BOQ Bank A/c #8170		96.85	96.85
Term Deposits	7		
BOQ Term Deposit #8971		75,000.00	78,309.74
BOQ Term Deposit #4875		54,590.10	56,204.92
Distributions Receivable			
Centuria Industrial Reit		557.75	0.00
Industria Reit		210.00	0.00
Cromwell Property Group		417.00	0.00
Moneyspot Investment Fund Class A		41.01	0.00
Arena Reit.		45.00	0.00
BWP Trust		72.45	0.00
Other Assets		0.00	3,800.00
Sundry Debtors		13,906.05	1,707.90
Income Tax Refundable		1,046.90	9,124.07
Total Other Assets		<u>155,053.14</u>	<u>186,570.13</u>
Total Assets		<u>819,244.51</u>	<u>656,788.76</u>

Refer to compilation report

MA & JE KELLY SUPER FUND

Detailed Statement of Financial Position

As at 30 June 2018

	Note	2018 \$	2017 \$
Less:			
Liabilities			
PAYG Payable		0.00	1,900.00
Sundry Creditors		0.00	2,310.00
Total Liabilities		<u>0.00</u>	<u>4,210.00</u>
Net assets available to pay benefits		<u>819,244.51</u>	<u>652,578.76</u>
Represented By :			
Liability for accrued benefits allocated to members' accounts	8, 9		
KELLY, MALCOLM - Accumulation		737,395.53	576,844.60
KELLY, JAYNE - Accumulation		928.66	75,734.16
KELLY, JAYNE - Pension (Transition to Retirement Pension)		80,920.32	0.00
Total Liability for accrued benefits allocated to members' accounts		<u>819,244.51</u>	<u>652,578.76</u>

Refer to compilation report

MA & JE KELLY SUPER FUND
General Ledger

For The Period 01 July 2017 - 30 June 2018

Transaction Date	Description	Units	Debit	Credit	Balance \$
Distributions Received (23800)					
<u>Arena Reit. (ARF.AX)</u>					
15/02/2018				47.00	47.00 CR
16/05/2018				46.00	93.00 CR
30/06/2018	to take up outstanding distribution for Arena			45.00	138.00 CR
				138.00	138.00 CR
<u>BWP Trust (BWP.AX)</u>					
07/03/2018				70.70	70.70 CR
30/06/2018	to take up trust receivable BWP			72.45	143.15 CR
				143.15	143.15 CR
<u>Centuria Industrial Reit (CIP.AX)</u>					
31/10/2017				533.50	533.50 CR
31/01/2018				557.75	1,091.25 CR
30/04/2018				557.75	1,649.00 CR
30/06/2018				557.75	2,206.75 CR
				2,206.75	2,206.75 CR
<u>Cromwell Property Group (CMW.AX)</u>					
17/11/2017				417.00	417.00 CR
23/02/2018				417.00	834.00 CR
25/06/2018				417.00	1,251.00 CR
30/06/2018				417.00	1,668.00 CR
				1,668.00	1,668.00 CR
<u>GPT Group (GPT.AX)</u>					
06/03/2018				66.00	66.00 CR
				66.00	66.00 CR
<u>Industria Reit (IDR.AX)</u>					
10/11/2017				205.01	205.01 CR
09/02/2018				205.01	410.02 CR
11/05/2018				205.01	615.03 CR
30/06/2018	to take up IDR distribution receivable			210.00	825.03 CR
				825.03	825.03 CR
<u>Moneyspot Investment Fund Class A (Moneyspot)</u>					
14/02/2018				22.10	22.10 CR
12/03/2018				29.34	51.44 CR
12/03/2018				2.45	53.89 CR
10/04/2018				10.84	64.73 CR
10/04/2018				32.52	97.25 CR
11/05/2018				32.08	129.33 CR
11/05/2018				10.69	140.02 CR
15/06/2018				32.81	172.83 CR
15/06/2018				10.94	183.77 CR
30/06/2018	to take up outstanding distributions for Money Spot \$30.76 & \$10.25			30.76	214.53 CR
30/06/2018	to take up outstanding distributions for Money Spot \$30.76 & \$10.25			10.25	224.78 CR
				224.78	224.78 CR

MA & JE KELLY SUPER FUND

General Ledger

For The Period 01 July 2017 - 30 June 2018

Transaction Date	Description	Units	Debit	Credit	Balance \$
Dividends Received (23900)					
<u>Australian Finance Group Ltd (AFG.AX)</u>					
05/04/2018				835.00	835.00 CR
				835.00	835.00 CR
<u>Australia And New Zealand Banking Group Limited (ANZ.AX)</u>					
03/07/2017				240.00	240.00 CR
18/12/2017				240.00	480.00 CR
				480.00	480.00 CR
<u>Bank Of Queensland Limited. (BOQ.AX)</u>					
23/11/2017				552.00	552.00 CR
17/05/2018	[System Matched Income Data]			456.00	1,008.00 CR
				1,008.00	1,008.00 CR
<u>Commonwealth Bank Of Australia. (CBA.AX)</u>					
29/09/2017				690.00	690.00 CR
				690.00	690.00 CR
<u>Downer Edi Limited (DOW.AX)</u>					
10/10/2017				264.00	264.00 CR
				264.00	264.00 CR
<u>Erm Power Limited (EPW.AX)</u>					
10/10/2017				402.50	402.50 CR
06/04/2018				700.00	1,102.50 CR
				1,102.50	1,102.50 CR
<u>National Australia Bank Limited (NAB.AX)</u>					
05/07/2017				297.00	297.00 CR
13/12/2017				297.00	594.00 CR
				594.00	594.00 CR
<u>Neometals Ltd (NMT.AX)</u>					
08/06/2018				1,050.00	1,050.00 CR
				1,050.00	1,050.00 CR
<u>RIO Tinto Limited (RIO.AX)</u>					
21/09/2017				964.04	964.04 CR
12/04/2018				1,599.71	2,563.75 CR
				2,563.75	2,563.75 CR
<u>Sandfire Resources NI (SFR.AX)</u>					
26/09/2017				260.00	260.00 CR
20/03/2018				160.00	420.00 CR
				420.00	420.00 CR
<u>Telstra Corporation Limited. (TLS.AX)</u>					
28/09/2017				1,581.00	1,581.00 CR
29/03/2018				1,342.00	2,923.00 CR
				2,923.00	2,923.00 CR
<u>Virtus Health Limited (VRT.AX)</u>					
17/04/2018				315.00	315.00 CR
				315.00	315.00 CR

MA & JE KELLY SUPER FUND

General Ledger

For The Period 01 July 2017 - 30 June 2018

Transaction Date	Description	Units	Debit	Credit	Balance \$
<u>Wesfarmers Limited (WES.AX)</u>					
28/09/2017				360.00	360.00 CR
05/04/2018				309.00	669.00 CR
				669.00	669.00 CR
<u>Woolworths Group Limited (WOW.AX)</u>					
06/10/2017				160.00	160.00 CR
06/04/2018				137.60	297.60 CR
				297.60	297.60 CR
Contributions (24200)					
<u>(Contributions) KELLY, JAYNE - Accumulation (KELJAY00001A)</u>					
10/07/2017				56.76	56.76 CR
10/08/2017	Precision			102.50	159.26 CR
17/09/2017	Precision			80.35	239.61 CR
09/10/2017	Precision			103.16	342.77 CR
17/11/2017	Precision			81.44	424.21 CR
12/12/2017	Precision			81.44	505.65 CR
21/12/2017				2,000.00	2,505.65 CR
16/01/2018	Precision			82.52	2,588.17 CR
09/02/2018	Precision			69.49	2,657.66 CR
09/03/2018	Precision			117.82	2,775.48 CR
12/04/2018	Precision			161.79	2,937.27 CR
08/05/2018	Precision			118.36	3,055.63 CR
11/05/2018				750.00	3,805.63 CR
12/06/2018	Precision			59.18	3,864.81 CR
30/06/2018	to correct 2017 term deposit and contributions		807.41		3,057.40 CR
30/06/2018	to correct contributions and interest on term deposit 8971		1,654.52		1,402.88 CR
			2,461.93	3,864.81	1,402.88 CR
<u>(Contributions) KELLY, MALCOLM - Accumulation (KELMAL00001A)</u>					
21/12/2017				2,000.00	2,000.00 CR
11/05/2018				750.00	2,750.00 CR
30/06/2018	to correct 2017 term deposit and contributions		807.41		1,942.59 CR
30/06/2018	to correct contributions and interest on term deposit 8971		1,654.52		288.07 CR
			2,461.93	2,750.00	288.07 CR
Changes in Market Values of Investments (24700)					
<u>Changes in Market Values of Investments (24700)</u>					
03/08/2017	(CBA.AX)		28.09		28.09 DR
03/08/2017	Unrealised Gain writeback as at 03/08/2017 (CBA.AX)		2,707.65		2,735.74 DR
28/09/2017	(KAI.AX)		594.93		3,330.67 DR
05/10/2017	(KAI.AX)			4,859.35	1,528.68 CR
05/10/2017	(BUB.AX)			11,349.57	12,878.25 CR
05/10/2017	Unrealised Gain writeback as at 05/10/2017 (BUB.AX)			1,591.80	14,470.05 CR
16/10/2017	(DOW.AX)			4,890.66	19,360.71 CR
16/10/2017	Unrealised Gain writeback as at 16/10/2017 (DOW.AX)		3,750.06		15,610.65 CR

MA & JE KELLY SUPER FUND

General Ledger

For The Period 01 July 2017 - 30 June 2018

Transaction Date	Description	Units	Debit	Credit	Balance \$
01/11/2017	(AJM.AX)			1,413.15	17,023.80 CR
01/11/2017	Unrealised Gain writeback as at 01/11/2017 (AJM.AX)		467.42		16,556.38 CR
06/11/2017	(AJM.AX)			3,337.92	19,894.30 CR
06/11/2017	Unrealised Gain writeback as at 06/11/2017 (AJM.AX)		467.42		19,426.88 CR
08/11/2017	(ATC.AX)			1,419.01	20,845.89 CR
08/11/2017	Unrealised Gain writeback as at 08/11/2017 (ATC.AX)			1,539.15	22,385.04 CR
10/11/2017	(M7T.AX)		7,694.40		14,690.64 CR
10/11/2017	Unrealised Gain writeback as at 10/11/2017 (M7T.AX)			8,784.50	23,475.14 CR
13/11/2017	(AJM.AX)			3,689.53	27,164.67 CR
13/11/2017	Unrealised Gain writeback as at 13/11/2017 (AJM.AX)		467.42		26,697.25 CR
13/11/2017	(NMT.AX)			1,010.55	27,707.80 CR
13/11/2017	Unrealised Gain writeback as at 13/11/2017 (NMT.AX)		974.83		26,732.97 CR
16/11/2017	(PLS.AX)			1,938.35	28,671.32 CR
16/11/2017	Unrealised Gain writeback as at 16/11/2017 (PLS.AX)		943.13		27,728.19 CR
17/11/2017	(AJM.AX)			1,863.15	29,591.34 CR
17/11/2017	Unrealised Gain writeback as at 17/11/2017 (AJM.AX)		467.42		29,123.92 CR
17/11/2017	(SEG.AX)		6,624.72		22,499.20 CR
17/11/2017	Unrealised Gain writeback as at 17/11/2017 (SEG.AX)			1,697.30	24,196.50 CR
20/11/2017	(AJM.AX)			677.29	24,873.79 CR
20/11/2017	Unrealised Gain writeback as at 20/11/2017 (AJM.AX)		186.97		24,686.82 CR
20/11/2017	(PLS.AX)			1,089.06	25,775.88 CR
20/11/2017	Unrealised Gain writeback as at 20/11/2017 (PLS.AX)		538.93		25,236.95 CR
12/12/2017	(AJM.AX)			1,513.15	26,750.10 CR
12/12/2017	Unrealised Gain writeback as at 12/12/2017 (AJM.AX)		467.42		26,282.68 CR
12/12/2017	(AJM.AX)			1,513.15	27,795.83 CR
12/12/2017	Unrealised Gain writeback as at 12/12/2017 (AJM.AX)		467.42		27,328.41 CR
02/01/2018	(PLS.AX)			4,211.55	31,539.96 CR
02/01/2018	Unrealised Gain writeback as at 02/01/2018 (PLS.AX)		1,077.86		30,462.10 CR
09/01/2018	(AJM.AX)			4,600.92	35,063.02 CR
09/01/2018	Unrealised Gain writeback as at 09/01/2018 (AJM.AX)		607.64		34,455.38 CR
30/06/2018	Revaluation - 29/06/2018 @ \$0.325000 (System Price) - 273,000.000000 Units on hand (AJM.AX)			60,815.38	95,270.76 CR
30/06/2018	Revaluation - 29/06/2018 @ \$0.800000 (System Price) - 3,000.000000 Units on hand (MLX.AX)		734.95		94,535.81 CR
30/06/2018	Revaluation - 29/06/2018 @ \$0.510000 (System Price) - 5,000.000000 Units on hand (ELS.AX)		2,479.95		92,055.86 CR
30/06/2018	Revaluation - 29/06/2018 @ \$3.250000 (System Price) - 1,500.000000 Units on hand (BWP.AX)			315.05	92,370.91 CR

MA & JE KELLY SUPER FUND

General Ledger

For The Period 01 July 2017 - 30 June 2018

Transaction Date	Description	Units	Debit	Credit	Balance \$
30/06/2018	Revaluation - 12/11/2015 @ \$0.115000 (System Price) - 40,000.000000 Units on hand (QGL.AX)		5,432.95		86,937.96 CR
30/06/2018	Revaluation - 29/06/2018 @ \$0.009000 (System Price) - 200,000.000000 Units on hand (GTE.AX)		1,029.95		85,908.01 CR
30/06/2018	Revaluation - 29/06/2018 @ \$2.650000 (System Price) - 5,000.000000 Units on hand (IDR.AX)			1,800.00	87,708.01 CR
30/06/2018	Revaluation - 29/06/2018 @ \$0.014000 (System Price) - 200,000.000000 Units on hand (HNR.AX)		1,629.95		86,078.06 CR
30/06/2018	Revaluation - 29/06/2018 @ \$0.090000 (System Price) - 50,000.000000 Units on hand (D13.AX)		1,779.95		84,298.11 CR
30/06/2018	Revaluation - 30/06/2018 @ \$0.000000 - 0.000000 Units on hand (VXL.AX)			5,232.95	89,531.06 CR
30/06/2018	Revaluation - 29/06/2018 @ \$0.155000 (System Price) - 80,000.000000 Units on hand (CLA.AX)			3,780.10	93,311.16 CR
30/06/2018	Revaluation - 30/06/2018 @ \$0.000000 - 0.000000 Units on hand (SEG.AX)			6,849.81	100,160.97 CR
30/06/2018	Revaluation - 29/06/2018 @ \$0.075000 (System Price) - 20,000.000000 Units on hand (DCC.AX)		4,529.95		95,631.02 CR
30/06/2018	Revaluation - 29/06/2018 @ \$27.410000 (System Price) - 300.000000 Units on hand (NAB.AX)		654.00		94,977.02 CR
30/06/2018	Revaluation - 29/06/2018 @ \$2.150000 (System Price) - 2,000.000000 Units on hand (ARF.AX)		209.95		94,767.07 CR
30/06/2018	Revaluation - 29/06/2018 @ \$15.540000 (System Price) - 1,980.000000 Units on hand (BAL.AX)			17,692.20	112,459.27 CR
30/06/2018	Revaluation - 29/06/2018 @ \$0.300000 (System Price) - 105,000.000000 Units on hand (NMT.AX)			5,287.59	117,746.86 CR
30/06/2018	Revaluation - 29/06/2018 @ \$0.025000 (System Price) - 247,142.000000 Units on hand (AMD.AX)		8,389.23		109,357.63 CR
30/06/2018	Revaluation - 29/06/2018 @ \$49.360000 (System Price) - 300.000000 Units on hand (WES.AX)			2,772.00	112,129.63 CR
30/06/2018	Revaluation - 29/06/2018 @ \$0.006000 (System Price) - 900,000.000000 Units on hand (LRS.AX)			1,800.00	113,929.63 CR
30/06/2018	Revaluation - 29/06/2018 @ \$0.340000 (System Price) - 10,000.000000 Units on hand (SW1.AX)		1,579.95		112,349.68 CR
30/06/2018	Revaluation - 29/06/2018 @ \$5.060000 (System Price) - 1,000.000000 Units on hand (GPT.AX)			50.07	112,399.75 CR

MA & JE KELLY SUPER FUND

General Ledger

For The Period 01 July 2017 - 30 June 2018

Transaction Date	Description	Units	Debit	Credit	Balance \$
30/06/2018	Revaluation - 29/06/2018 @ \$1.405000 (System Price) - 5,000.000000 Units on hand (AFG.AX)		954.95		111,444.80 CR
30/06/2018	Revaluation - 30/06/2018 @ \$25,927.000000 (Exit) - 1.000000 Units on hand (KINENOTE281215)			1,054.50	112,499.30 CR
30/06/2018	Revaluation - 30/06/2018 @ \$25,927.000000 (Exit) - 1.000000 Units on hand (KINENOTE16615)			1,054.50	113,553.80 CR
30/06/2018	Revaluation - 29/06/2018 @ \$28.240000 (System Price) - 300.000000 Units on hand (ANZ.AX)		144.00		113,409.80 CR
30/06/2018	Revaluation - 29/06/2018 @ \$1.120000 (System Price) - 20,000.000000 Units on hand (CMW.AX)			3,400.00	116,809.80 CR
30/06/2018	Revaluation - 29/06/2018 @ \$0.420000 (System Price) - 32,000.000000 Units on hand (TAW.AX)			600.32	117,410.12 CR
30/06/2018	Revaluation - 29/06/2018 @ \$2.570000 (System Price) - 11,500.000000 Units on hand (CIP.AX)			1,115.05	118,525.17 CR
30/06/2018	Revaluation - 29/06/2018 @ \$5.750000 (System Price) - 2,250.000000 Units on hand (VRT.AX)			829.32	119,354.49 CR
30/06/2018	Revaluation - 29/06/2018 @ \$2.620000 (System Price) - 12,200.000000 Units on hand (TLS.AX)		18,885.95		100,468.54 CR
30/06/2018	Revaluation - 29/06/2018 @ \$9.160000 (System Price) - 2,000.000000 Units on hand (SFR.AX)			7,020.00	107,488.54 CR
30/06/2018	Revaluation - 29/06/2018 @ \$1.480000 (System Price) - 20,000.000000 Units on hand (EPW.AX)			4,858.51	112,347.05 CR
30/06/2018	Revaluation - 29/06/2018 @ \$0.067000 (System Price) - 10,000.000000 Units on hand (BDR.AX)		1,480.00		110,867.05 CR
30/06/2018	Revaluation - 29/06/2018 @ \$0.089000 (System Price) - 100,000.000000 Units on hand (AUZ.AX)		1,883.32		108,983.73 CR
30/06/2018	Revaluation - 29/06/2018 @ \$0.865000 (System Price) - 100,928.000000 Units on hand (PLS.AX)			50,393.74	159,377.47 CR
30/06/2018	Revaluation - 29/06/2018 @ \$83.440000 (System Price) - 700.000000 Units on hand (RIO.AX)			14,119.00	173,496.47 CR
30/06/2018	Revaluation - 19/03/2018 @ \$0.037000 (System Price) - 150,000.000000 Units on hand (POS.AX)		779.95		172,716.52 CR
30/06/2018	Revaluation - 29/06/2018 @ \$10.190000 (System Price) - 1,200.000000 Units on hand (BOQ.AX)		2,121.95		170,594.57 CR
30/06/2018	Revaluation - 29/06/2018 @ \$0.001000 (System Price) - 1,000,000.000000 Units on hand (CAD.AX)		2,229.95		168,364.62 CR

MA & JE KELLY SUPER FUND

General Ledger

For The Period 01 July 2017 - 30 June 2018

Transaction Date	Description	Units	Debit	Credit	Balance \$
30/06/2018	Revaluation - 29/06/2018 @ \$30.520000 (System Price) - 320.000000 Units on hand (WOW.AX)			1,593.60	169,958.22 CR
30/06/2018	Revaluation - 30/06/2018 @ \$0.120000 (Custom) - 40,000.000000 Units on hand (QGL.AX)			200.00	170,158.22 CR
			85,464.58	255,622.80	170,158.22 CR
Interest Received (25000)					
<u>BOQ Term Deposit #4875 (BOQ4875)</u>					
04/01/2018				1,610.41	1,610.41 CR
				1,610.41	1,610.41 CR
<u>BOQ Term Deposit #8971 (BOQ8971)</u>					
09/01/2018				3,300.00	3,300.00 CR
30/06/2018	to correct contributions and interest on term deposit 8971		0.70		3,299.30 CR
			0.70	3,300.00	3,299.30 CR
<u>MBL Bank A/c #1558 (MBL1558)</u>					
31/07/2017				45.55	45.55 CR
31/08/2017	Precision			33.48	79.03 CR
29/09/2017	Precision			44.08	123.11 CR
31/10/2017	Precision			42.06	165.17 CR
30/11/2017	Precision			9.42	174.59 CR
29/12/2017	Precision			5.91	180.50 CR
31/01/2018	Precision			7.48	187.98 CR
28/02/2018	Precision			6.62	194.60 CR
31/03/2018	Precision			5.76	200.36 CR
30/04/2018	Precision			8.75	209.11 CR
31/05/2018	Precision			10.98	220.09 CR
29/06/2018	Precision			8.24	228.33 CR
				228.33	228.33 CR
Accountancy Fees (30100)					
<u>Accountancy Fees (30100)</u>					
17/01/2018			143.00		143.00 DR
04/06/2018			1,925.00		2,068.00 DR
			2,068.00		2,068.00 DR
ATO Supervisory Levy (30400)					
<u>ATO Supervisory Levy (30400)</u>					
30/06/2018	to separate prior year tax 2016-2017		259.00		259.00 DR
			259.00		259.00 DR
Auditor's Remuneration (30700)					
<u>Auditor's Remuneration (30700)</u>					
04/06/2018			550.00		550.00 DR
			550.00		550.00 DR
ASIC Fees (30800)					
<u>ASIC Fees (30800)</u>					

MA & JE KELLY SUPER FUND

General Ledger

For The Period 01 July 2017 - 30 June 2018

Transaction Date	Description	Units	Debit	Credit	Balance \$
17/01/2018			48.00		48.00 DR
			48.00		48.00 DR
Life Insurance Premiums (39000)					
<u>(Life Insurance Premiums) KELLY, JAYNE - Accumulation (KELJAY00001A)</u>					
10/07/2017			796.71		796.71 DR
08/08/2017			796.71		1,593.42 DR
08/09/2017	Precision		796.71		2,390.13 DR
09/10/2017			796.71		3,186.84 DR
08/11/2017	Precision		796.71		3,983.55 DR
08/12/2017	Precision		796.71		4,780.26 DR
08/01/2018	Precision		796.71		5,576.97 DR
08/02/2018	Precision		796.71		6,373.68 DR
08/03/2018	Precision		796.71		7,170.39 DR
09/04/2018	Precision		650.98		7,821.37 DR
08/05/2018	Precision		650.98		8,472.35 DR
08/06/2018	Precision		650.98		9,123.33 DR
			9,123.33		9,123.33 DR
<u>(Life Insurance Premiums) KELLY, MALCOLM - Accumulation (KELMAL00001A)</u>					
10/07/2017			951.46		951.46 DR
08/08/2017			951.46		1,902.92 DR
08/09/2017	Precision		951.46		2,854.38 DR
09/10/2017			951.46		3,805.84 DR
08/11/2017	Precision		951.46		4,757.30 DR
08/12/2017	Precision		951.46		5,708.76 DR
08/01/2018	Precision		951.46		6,660.22 DR
08/02/2018	Precision		951.46		7,611.68 DR
08/03/2018	Precision		951.46		8,563.14 DR
09/04/2018	Precision		780.15		9,343.29 DR
08/05/2018	Precision		780.15		10,123.44 DR
08/06/2018	Precision		780.15		10,903.59 DR
			10,903.59		10,903.59 DR
Pensions Paid (41600)					
<u>(Pensions Paid) KELLY, JAYNE - Pension (Transition to Retirement Pension) (KELJAY00003P)</u>					
07/07/2017	[Jayne Pension]		4,500.00		4,500.00 DR
15/09/2017	pension		1,500.00		6,000.00 DR
25/09/2017	pension [Loan to member]		900.00		6,900.00 DR
			6,900.00		6,900.00 DR
Income Tax Expense (48500)					
<u>Income Tax Expense (48500)</u>					
30/06/2018	Create Entries - Franking Credits Adjustment - 30/06/2018			5,212.25	5,212.25 CR
30/06/2018	Create Entries - TFN Credits Adjustment - 30/06/2018			252.00	5,464.25 CR
30/06/2018	Create Entries - Income Tax Expense - 30/06/2018		4,417.35		1,046.90 CR
			4,417.35	5,464.25	1,046.90 CR
Profit/Loss Allocation Account (49000)					

MA & JE KELLY SUPER FUND

General Ledger

For The Period 01 July 2017 - 30 June 2018

Transaction Date	Description	Units	Debit	Credit	Balance \$
<u>Profit/Loss Allocation Account (49000)</u>					
07/07/2017	System Member Journals			4,500.00	4,500.00 CR
10/07/2017	System Member Journals		48.25		4,451.75 CR
10/07/2017	System Member Journals			677.20	5,128.95 CR
10/07/2017	System Member Journals			808.74	5,937.69 CR
08/08/2017	System Member Journals			677.20	6,614.89 CR
08/08/2017	System Member Journals			808.74	7,423.63 CR
10/08/2017	System Member Journals		87.12		7,336.51 CR
08/09/2017	System Member Journals			808.74	8,145.25 CR
08/09/2017	System Member Journals			677.20	8,822.45 CR
15/09/2017	System Member Journals			1,500.00	10,322.45 CR
17/09/2017	System Member Journals		68.30		10,254.15 CR
25/09/2017	System Member Journals			900.00	11,154.15 CR
09/10/2017	System Member Journals		87.69		11,066.46 CR
09/10/2017	System Member Journals			808.74	11,875.20 CR
09/10/2017	System Member Journals			677.20	12,552.40 CR
08/11/2017	System Member Journals			808.74	13,361.14 CR
08/11/2017	System Member Journals			677.20	14,038.34 CR
17/11/2017	System Member Journals		69.22		13,969.12 CR
08/12/2017	System Member Journals			808.74	14,777.86 CR
08/12/2017	System Member Journals			677.20	15,455.06 CR
12/12/2017	System Member Journals		69.22		15,385.84 CR
21/12/2017	System Member Journals		1,700.00		13,685.84 CR
21/12/2017	System Member Journals		1,700.00		11,985.84 CR
08/01/2018	System Member Journals			808.74	12,794.58 CR
08/01/2018	System Member Journals			677.20	13,471.78 CR
16/01/2018	System Member Journals		70.14		13,401.64 CR
08/02/2018	System Member Journals			808.74	14,210.38 CR
08/02/2018	System Member Journals			677.20	14,887.58 CR
09/02/2018	System Member Journals		59.07		14,828.51 CR
08/03/2018	System Member Journals			808.74	15,637.25 CR
08/03/2018	System Member Journals			677.20	16,314.45 CR
09/03/2018	System Member Journals		100.15		16,214.30 CR
09/04/2018	System Member Journals			663.13	16,877.43 CR
09/04/2018	System Member Journals			553.33	17,430.76 CR
12/04/2018	System Member Journals		137.52		17,293.24 CR
08/05/2018	System Member Journals		100.61		17,192.63 CR
08/05/2018	System Member Journals			663.13	17,855.76 CR
08/05/2018	System Member Journals			553.33	18,409.09 CR
11/05/2018	System Member Journals		637.50		17,771.59 CR
11/05/2018	System Member Journals		637.50		17,134.09 CR
08/06/2018	System Member Journals			663.13	17,797.22 CR
08/06/2018	System Member Journals			553.33	18,350.55 CR
12/06/2018	System Member Journals		50.30		18,300.25 CR
30/06/2018	System Member Journals			686.30	18,986.55 CR
30/06/2018	System Member Journals			686.30	19,672.85 CR
30/06/2018	System Member Journals			1,406.34	21,079.19 CR

MA & JE KELLY SUPER FUND

General Ledger

For The Period 01 July 2017 - 30 June 2018

Transaction Date	Description	Units	Debit	Credit	Balance \$
30/06/2018	System Member Journals			1,406.34	22,485.53 CR
30/06/2018	Create Entries - Profit/Loss Allocation - 30/06/2018		176,000.05		153,514.52 DR
30/06/2018	Create Entries - Profit/Loss Allocation - 30/06/2018		961.96		154,476.48 DR
30/06/2018	Create Entries - Profit/Loss Allocation - 30/06/2018		19,357.06		173,833.54 DR
30/06/2018	Create Entries - Income Tax Expense Allocation - 30/06/2018			6,425.93	167,407.61 DR
30/06/2018	Create Entries - Income Tax Expense Allocation - 30/06/2018			35.12	167,372.49 DR
30/06/2018	Create Entries - Income Tax Expense Allocation - 30/06/2018			706.74	166,665.75 DR
			201,941.66	35,275.91	166,665.75 DR

Opening Balance (50010)

(Opening Balance) KELLY, JAYNE - Accumulation (KELJAY00001A)

01/07/2017	Opening Balance				75,734.16 CR
					75,734.16 CR

(Opening Balance) KELLY, MALCOLM - Accumulation (KELMAL00001A)

01/07/2017	Opening Balance				576,844.60 CR
					576,844.60 CR

Contributions (52420)

(Contributions) KELLY, JAYNE - Accumulation (KELJAY00001A)

10/07/2017	System Member Journals			56.76	56.76 CR
10/08/2017	System Member Journals			102.50	159.26 CR
17/09/2017	System Member Journals			80.35	239.61 CR
09/10/2017	System Member Journals			103.16	342.77 CR
17/11/2017	System Member Journals			81.44	424.21 CR
12/12/2017	System Member Journals			81.44	505.65 CR
21/12/2017	System Member Journals			2,000.00	2,505.65 CR
16/01/2018	System Member Journals			82.52	2,588.17 CR
09/02/2018	System Member Journals			69.49	2,657.66 CR
09/03/2018	System Member Journals			117.82	2,775.48 CR
12/04/2018	System Member Journals			161.79	2,937.27 CR
08/05/2018	System Member Journals			118.36	3,055.63 CR
11/05/2018	System Member Journals			750.00	3,805.63 CR
12/06/2018	System Member Journals			59.18	3,864.81 CR
30/06/2018	System Member Journals		807.41		3,057.40 CR
30/06/2018	System Member Journals		1,654.52		1,402.88 CR
			2,461.93	3,864.81	1,402.88 CR

(Contributions) KELLY, MALCOLM - Accumulation (KELMAL00001A)

21/12/2017	System Member Journals			2,000.00	2,000.00 CR
11/05/2018	System Member Journals			750.00	2,750.00 CR
30/06/2018	System Member Journals		807.41		1,942.59 CR
30/06/2018	System Member Journals		1,654.52		288.07 CR
			2,461.93	2,750.00	288.07 CR

Share of Profit/(Loss) (53100)

(Share of Profit/(Loss)) KELLY, JAYNE - Accumulation (KELJAY00001A)

30/06/2018	Create Entries - Profit/Loss Allocation - 30/06/2018			961.96	961.96 CR
------------	--	--	--	--------	-----------

MA & JE KELLY SUPER FUND

General Ledger

For The Period 01 July 2017 - 30 June 2018

Transaction Date	Description	Units	Debit	Credit	Balance \$
				961.96	961.96 CR
	<u>(Share of Profit/(Loss)) KELLY, JAYNE - Pension (Transition to Retirement Pension) (KELJAY00003P)</u>				
30/06/2018	Create Entries - Profit/Loss Allocation - 30/06/2018			19,357.06	19,357.06 CR
				19,357.06	19,357.06 CR
	<u>(Share of Profit/(Loss)) KELLY, MALCOLM - Accumulation (KELMAL00001A)</u>				
30/06/2018	Create Entries - Profit/Loss Allocation - 30/06/2018			176,000.05	176,000.05 CR
				176,000.05	176,000.05 CR
Income Tax (53330)					
	<u>(Income Tax) KELLY, JAYNE - Accumulation (KELJAY00001A)</u>				
10/07/2017	System Member Journals			119.51	119.51 CR
08/08/2017	System Member Journals			119.51	239.02 CR
08/09/2017	System Member Journals			119.51	358.53 CR
09/10/2017	System Member Journals			119.51	478.04 CR
08/11/2017	System Member Journals			119.51	597.55 CR
08/12/2017	System Member Journals			119.51	717.06 CR
08/01/2018	System Member Journals			119.51	836.57 CR
08/02/2018	System Member Journals			119.51	956.08 CR
08/03/2018	System Member Journals			119.51	1,075.59 CR
09/04/2018	System Member Journals			97.65	1,173.24 CR
08/05/2018	System Member Journals			97.65	1,270.89 CR
08/06/2018	System Member Journals			97.65	1,368.54 CR
30/06/2018	Create Entries - Income Tax Expense Allocation - 30/06/2018		35.12		1,333.42 CR
			35.12	1,368.54	1,333.42 CR
	<u>(Income Tax) KELLY, JAYNE - Pension (Transition to Retirement Pension) (KELJAY00003P)</u>				
30/06/2018	Create Entries - Income Tax Expense Allocation - 30/06/2018		706.74		706.74 DR
			706.74		706.74 DR
	<u>(Income Tax) KELLY, MALCOLM - Accumulation (KELMAL00001A)</u>				
10/07/2017	System Member Journals			142.72	142.72 CR
08/08/2017	System Member Journals			142.72	285.44 CR
08/09/2017	System Member Journals			142.72	428.16 CR
09/10/2017	System Member Journals			142.72	570.88 CR
08/11/2017	System Member Journals			142.72	713.60 CR
08/12/2017	System Member Journals			142.72	856.32 CR
08/01/2018	System Member Journals			142.72	999.04 CR
08/02/2018	System Member Journals			142.72	1,141.76 CR
08/03/2018	System Member Journals			142.72	1,284.48 CR
09/04/2018	System Member Journals			117.02	1,401.50 CR
08/05/2018	System Member Journals			117.02	1,518.52 CR
08/06/2018	System Member Journals			117.02	1,635.54 CR
30/06/2018	Create Entries - Income Tax Expense Allocation - 30/06/2018		6,425.93		4,790.39 DR
			6,425.93	1,635.54	4,790.39 DR
Contributions Tax (53800)					
	<u>(Contributions Tax) KELLY, JAYNE - Accumulation (KELJAY00001A)</u>				

MA & JE KELLY SUPER FUND

General Ledger

For The Period 01 July 2017 - 30 June 2018

Transaction Date	Description	Units	Debit	Credit	Balance \$
10/07/2017	System Member Journals		8.51		8.51 DR
10/08/2017	System Member Journals		15.38		23.89 DR
17/09/2017	System Member Journals		12.05		35.94 DR
09/10/2017	System Member Journals		15.47		51.41 DR
17/11/2017	System Member Journals		12.22		63.63 DR
12/12/2017	System Member Journals		12.22		75.85 DR
21/12/2017	System Member Journals		300.00		375.85 DR
16/01/2018	System Member Journals		12.38		388.23 DR
09/02/2018	System Member Journals		10.42		398.65 DR
09/03/2018	System Member Journals		17.67		416.32 DR
12/04/2018	System Member Journals		24.27		440.59 DR
08/05/2018	System Member Journals		17.75		458.34 DR
11/05/2018	System Member Journals		112.50		570.84 DR
12/06/2018	System Member Journals		8.88		579.72 DR
30/06/2018	System Member Journals			121.11	458.61 DR
30/06/2018	System Member Journals			248.18	210.43 DR
			579.72	369.29	210.43 DR
<u>(Contributions Tax) KELLY, MALCOLM - Accumulation (KELMAL00001A)</u>					
21/12/2017	System Member Journals		300.00		300.00 DR
11/05/2018	System Member Journals		112.50		412.50 DR
30/06/2018	System Member Journals			121.11	291.39 DR
30/06/2018	System Member Journals			248.18	43.21 DR
			412.50	369.29	43.21 DR
Life Insurance Premiums (53920)					
<u>(Life Insurance Premiums) KELLY, JAYNE - Accumulation (KELJAY00001A)</u>					
10/07/2017	System Member Journals		796.71		796.71 DR
08/08/2017	System Member Journals		796.71		1,593.42 DR
08/09/2017	System Member Journals		796.71		2,390.13 DR
09/10/2017	System Member Journals		796.71		3,186.84 DR
08/11/2017	System Member Journals		796.71		3,983.55 DR
08/12/2017	System Member Journals		796.71		4,780.26 DR
08/01/2018	System Member Journals		796.71		5,576.97 DR
08/02/2018	System Member Journals		796.71		6,373.68 DR
08/03/2018	System Member Journals		796.71		7,170.39 DR
09/04/2018	System Member Journals		650.98		7,821.37 DR
08/05/2018	System Member Journals		650.98		8,472.35 DR
08/06/2018	System Member Journals		650.98		9,123.33 DR
			9,123.33		9,123.33 DR
<u>(Life Insurance Premiums) KELLY, MALCOLM - Accumulation (KELMAL00001A)</u>					
10/07/2017	System Member Journals		951.46		951.46 DR
08/08/2017	System Member Journals		951.46		1,902.92 DR
08/09/2017	System Member Journals		951.46		2,854.38 DR
09/10/2017	System Member Journals		951.46		3,805.84 DR
08/11/2017	System Member Journals		951.46		4,757.30 DR
08/12/2017	System Member Journals		951.46		5,708.76 DR
08/01/2018	System Member Journals		951.46		6,660.22 DR

MA & JE KELLY SUPER FUND

General Ledger

For The Period 01 July 2017 - 30 June 2018

Transaction Date	Description	Units	Debit	Credit	Balance \$
08/02/2018	System Member Journals		951.46		7,611.68 DR
08/03/2018	System Member Journals		951.46		8,563.14 DR
09/04/2018	System Member Journals		780.15		9,343.29 DR
08/05/2018	System Member Journals		780.15		10,123.44 DR
08/06/2018	System Member Journals		780.15		10,903.59 DR
			10,903.59		10,903.59 DR

Pensions Paid (54160)

(Pensions Paid) KELLY, JAYNE - Pension (Transition to Retirement Pension) (KELJAY00003P)

07/07/2017	System Member Journals		4,500.00		4,500.00 DR
15/09/2017	System Member Journals		1,500.00		6,000.00 DR
25/09/2017	System Member Journals		900.00		6,900.00 DR
			6,900.00		6,900.00 DR

Internal Transfers In (56100)

(Internal Transfers In) KELLY, JAYNE - Pension (Transition to Retirement Pension) (KELJAY00003P)

01/07/2017	New Pension Member			69,170.00	69,170.00 CR
				69,170.00	69,170.00 CR

Internal Transfers Out (57100)

(Internal Transfers Out) KELLY, JAYNE - Accumulation (KELJAY00001A)

01/07/2017	New Pension Member		69,170.00		69,170.00 DR
			69,170.00		69,170.00 DR

Bank Accounts (60400)

CommSec (04)

02/08/2017				3,929.95	3,929.95 CR
03/08/2017				3,829.95	7,759.90 CR
03/08/2017				2,379.95	10,139.85 CR
03/08/2017			22,107.26		11,967.41 DR
04/08/2017			3,929.95		15,897.36 DR
07/08/2017			6,209.90		22,107.26 DR
06/09/2017				22,107.26	0.00 DR
19/09/2017				899.15	899.15 CR
20/09/2017				7,054.08	7,953.23 CR
21/09/2017			899.15		7,054.08 CR
22/09/2017			7,054.08		0.00 DR
22/09/2017				6,029.95	6,029.95 CR
26/09/2017			6,029.95		0.00 DR
28/09/2017				7,629.95	7,629.95 CR
28/09/2017			3,220.05		4,409.90 CR
02/10/2017			4,409.90		0.00 DR
02/10/2017				2,479.95	2,479.95 CR
03/10/2017				2,429.95	4,909.90 CR
03/10/2017				1,269.95	6,179.85 CR
04/10/2017			2,479.95		3,699.90 CR
04/10/2017				4,154.95	7,854.85 CR
05/10/2017			3,699.90		4,154.95 CR
05/10/2017			14,704.27		10,549.32 DR
05/10/2017				2,829.95	7,719.37 DR

MA & JE KELLY SUPER FUND

General Ledger

For The Period 01 July 2017 - 30 June 2018

Transaction Date	Description	Units	Debit	Credit	Balance \$
05/10/2017			31,751.27		39,470.64 DR
05/10/2017				5,189.95	34,280.69 DR
09/10/2017				34,280.69	0.00 DR
09/10/2017				2,229.95	2,229.95 CR
10/10/2017				7,979.95	10,209.90 CR
11/10/2017			2,229.95		7,979.95 CR
12/10/2017			7,979.95		0.00 DR
16/10/2017			15,242.60		15,242.60 DR
16/10/2017				10,998.99	4,243.61 DR
17/10/2017				4,429.95	186.34 CR
19/10/2017			186.34		0.00 DR
19/10/2017				5,029.95	5,029.95 CR
23/10/2017			5,029.95		0.00 DR
23/10/2017				4,509.95	4,509.95 CR
23/10/2017				5,009.93	9,519.88 CR
23/10/2017				4,559.95	14,079.83 CR
23/10/2017				1,629.95	15,709.78 CR
25/10/2017			15,709.78		0.00 DR
31/10/2017				6,329.95	6,329.95 CR
31/10/2017				10,783.32	17,113.27 CR
01/11/2017			3,520.05		13,593.22 CR
01/11/2017				3,494.95	17,088.17 CR
02/11/2017			13,593.22		3,494.95 CR
03/11/2017			3,494.95		0.00 DR
06/11/2017				6,329.95	6,329.95 CR
06/11/2017				6,989.95	13,319.90 CR
06/11/2017			3,970.05		9,349.85 CR
08/11/2017			13,458.16		4,108.31 DR
08/11/2017				12,839.68	8,731.37 CR
10/11/2017			4,470.05		4,261.32 CR
13/11/2017			4,321.66		60.34 DR
13/11/2017			4,873.31		4,933.65 DR
15/11/2017				4,933.65	0.00 DR
16/11/2017			3,277.55		3,277.55 DR
17/11/2017			3,970.05		7,247.60 DR
17/11/2017				3,589.95	3,657.65 DR
17/11/2017			3,630.05		7,287.70 DR
20/11/2017			1,520.05		8,807.75 DR
20/11/2017			1,855.05		10,662.80 DR
21/11/2017				7,287.70	3,375.10 DR
21/11/2017				3,134.95	240.15 DR
21/11/2017				4,979.95	4,739.80 CR
23/11/2017			4,739.80		0.00 DR
24/11/2017				5,029.95	5,029.95 CR
28/11/2017			5,029.95		0.00 DR
08/12/2017				254.95	254.95 CR
12/12/2017			254.95		0.00 DR

MA & JE KELLY SUPER FUND

General Ledger

For The Period 01 July 2017 - 30 June 2018

Transaction Date	Description	Units	Debit	Credit	Balance \$
12/12/2017			3,620.05		3,620.05 DR
12/12/2017			3,620.05		7,240.10 DR
12/12/2017				6,029.95	1,210.15 DR
14/12/2017				1,210.15	0.00 DR
02/01/2018			4,630.05		4,630.05 DR
04/01/2018				4,630.05	0.00 DR
09/01/2018				6,279.95	6,279.95 CR
09/01/2018			6,307.55		27.60 DR
11/01/2018				27.60	0.00 DR
			247,030.80	247,030.80	0.00 DR
<u>BOQ Bank A/c #8170 (BOQ8170)</u>					
01/07/2017	Opening Balance				96.85 DR
					96.85 DR
<u>MBL Bank A/c #1558 (MBL1558)</u>					
01/07/2017	Opening Balance				37,326.65 DR
03/07/2017			5,237.71		42,564.36 DR
03/07/2017			240.00		42,804.36 DR
05/07/2017			297.00		43,101.36 DR
07/07/2017			2,470.00		45,571.36 DR
07/07/2017				2,310.00	43,261.36 DR
07/07/2017	[Jayne Pension]			4,500.00	38,761.36 DR
10/07/2017			56.76		38,818.12 DR
10/07/2017				1,748.17	37,069.95 DR
14/07/2017	sales of CYB shares (already disposed in 2017)		357.40		37,427.35 DR
14/07/2017			533.50		37,960.85 DR
31/07/2017			45.55		38,006.40 DR
04/08/2017				3,929.95	34,076.45 DR
07/08/2017				6,209.90	27,866.55 DR
08/08/2017				1,748.17	26,118.38 DR
10/08/2017	Precision		102.50		26,220.88 DR
18/08/2017	Precision		417.00		26,637.88 DR
28/08/2017	Precision			1,878.69	24,759.19 DR
31/08/2017	Precision		33.48		24,792.67 DR
31/08/2017	Precision		400.00		25,192.67 DR
06/09/2017			22,107.26		47,299.93 DR
08/09/2017	Precision			1,748.17	45,551.76 DR
15/09/2017	pension			1,500.00	44,051.76 DR
17/09/2017	Precision		80.35		44,132.11 DR
21/09/2017				899.15	43,232.96 DR
21/09/2017			964.04		44,197.00 DR
22/09/2017				7,054.08	37,142.92 DR
25/09/2017	pension [Loan to member]			2,000.00	35,142.92 DR
26/09/2017				6,029.95	29,112.97 DR
26/09/2017			260.00		29,372.97 DR
28/09/2017			360.00		29,732.97 DR
28/09/2017			1,581.00		31,313.97 DR

MA & JE KELLY SUPER FUND

General Ledger

For The Period 01 July 2017 - 30 June 2018

Transaction Date	Description	Units	Debit	Credit	Balance \$
29/09/2017	Precision		44.08		31,358.05 DR
29/09/2017			690.00		32,048.05 DR
02/10/2017				4,409.90	27,638.15 DR
04/10/2017				2,479.95	25,158.20 DR
05/10/2017				3,699.90	21,458.30 DR
06/10/2017			160.00		21,618.30 DR
09/10/2017			34,280.69		55,898.99 DR
09/10/2017	Precision		103.16		56,002.15 DR
09/10/2017				1,748.17	54,253.98 DR
10/10/2017			402.50		54,656.48 DR
10/10/2017			264.00		54,920.48 DR
11/10/2017				2,229.95	52,690.53 DR
12/10/2017				7,979.95	44,710.58 DR
19/10/2017				186.34	44,524.24 DR
23/10/2017				5,029.95	39,494.29 DR
25/10/2017				15,709.78	23,784.51 DR
31/10/2017	Precision		42.06		23,826.57 DR
31/10/2017			533.50		24,360.07 DR
02/11/2017				13,593.22	10,766.85 DR
03/11/2017				3,494.95	7,271.90 DR
08/11/2017	Precision			1,748.17	5,523.73 DR
10/11/2017			205.01		5,728.74 DR
15/11/2017			4,933.65		10,662.39 DR
17/11/2017	Precision		81.44		10,743.83 DR
17/11/2017	pension [loan to member]			4,000.00	6,743.83 DR
17/11/2017			417.00		7,160.83 DR
21/11/2017			7,287.70		14,448.53 DR
22/11/2017	pension [loan to member]			1,200.00	13,248.53 DR
23/11/2017				4,739.80	8,508.73 DR
23/11/2017			552.00		9,060.73 DR
28/11/2017				5,029.95	4,030.78 DR
30/11/2017	Precision		9.42		4,040.20 DR
08/12/2017	Precision			1,748.17	2,292.03 DR
12/12/2017	Precision		81.44		2,373.47 DR
12/12/2017				254.95	2,118.52 DR
13/12/2017			297.00		2,415.52 DR
14/12/2017			1,210.15		3,625.67 DR
18/12/2017			240.00		3,865.67 DR
21/12/2017			4,000.00		7,865.67 DR
29/12/2017	Precision		5.91		7,871.58 DR
03/01/2018				3,000.00	4,871.58 DR
04/01/2018			4,630.05		9,501.63 DR
04/01/2018			1,610.41		11,112.04 DR
08/01/2018	Precision			1,748.17	9,363.87 DR
09/01/2018			3,300.00		12,663.87 DR
11/01/2018			27.60		12,691.47 DR
16/01/2018	Precision		82.52		12,773.99 DR

MA & JE KELLY SUPER FUND

General Ledger

For The Period 01 July 2017 - 30 June 2018

Transaction Date	Description	Units	Debit	Credit	Balance \$
17/01/2018				48.00	12,725.99 DR
17/01/2018				143.00	12,582.99 DR
31/01/2018	Precision		7.48		12,590.47 DR
31/01/2018			557.75		13,148.22 DR
08/02/2018	Precision			1,748.17	11,400.05 DR
09/02/2018	Precision		69.49		11,469.54 DR
09/02/2018			205.01		11,674.55 DR
14/02/2018			22.10		11,696.65 DR
15/02/2018			47.00		11,743.65 DR
15/02/2018				1,000.00	10,743.65 DR
23/02/2018			417.00		11,160.65 DR
28/02/2018	Precision		6.62		11,167.27 DR
06/03/2018			66.00		11,233.27 DR
07/03/2018			70.70		11,303.97 DR
08/03/2018	Precision			1,748.17	9,555.80 DR
09/03/2018	Precision		117.82		9,673.62 DR
12/03/2018			2.45		9,676.07 DR
12/03/2018			29.34		9,705.41 DR
20/03/2018			160.00		9,865.41 DR
29/03/2018			1,342.00		11,207.41 DR
31/03/2018	Precision		5.76		11,213.17 DR
05/04/2018			835.00		12,048.17 DR
05/04/2018			309.00		12,357.17 DR
06/04/2018			700.00		13,057.17 DR
06/04/2018			137.60		13,194.77 DR
09/04/2018	Precision			1,431.13	11,763.64 DR
10/04/2018			10.84		11,774.48 DR
10/04/2018			32.52		11,807.00 DR
12/04/2018	Precision		161.79		11,968.79 DR
12/04/2018			1,599.71		13,568.50 DR
17/04/2018			315.00		13,883.50 DR
30/04/2018	Precision		8.75		13,892.25 DR
30/04/2018			557.75		14,450.00 DR
08/05/2018	Precision			1,431.13	13,018.87 DR
08/05/2018	Precision		118.36		13,137.23 DR
11/05/2018			205.01		13,342.24 DR
11/05/2018			10.69		13,352.93 DR
11/05/2018			32.08		13,385.01 DR
11/05/2018			750.00		14,135.01 DR
11/05/2018			750.00		14,885.01 DR
16/05/2018			46.00		14,931.01 DR
17/05/2018	[System Matched Income Data]		456.00		15,387.01 DR
31/05/2018	Precision		10.98		15,397.99 DR
04/06/2018				2,475.00	12,922.99 DR
08/06/2018	Precision			1,431.13	11,491.86 DR
08/06/2018			1,050.00		12,541.86 DR
12/06/2018	Precision		59.18		12,601.04 DR

MA & JE KELLY SUPER FUND

General Ledger

For The Period 01 July 2017 - 30 June 2018

Transaction Date	Description	Units	Debit	Credit	Balance \$
15/06/2018			10.94		12,611.98 DR
15/06/2018			32.81		12,644.79 DR
25/06/2018			417.00		13,061.79 DR
26/06/2018	pension [loan to member]			4,000.00	9,061.79 DR
29/06/2018	Precision		8.24		9,070.03 DR
			112,786.61	141,043.23	9,070.03 DR

Term Deposits (60800)

BOQ Term Deposit #4875 (BOQ4875)

01/07/2017	Opening Balance				56,204.92 DR
30/06/2018	to correct 2017 term deposit and contributions			1,614.82	54,590.10 DR
				1,614.82	54,590.10 DR

BOQ Term Deposit #8971 (BOQ8971)

01/07/2017	Opening Balance				78,309.74 DR
30/06/2018	to correct contributions and interest on term deposit 8971			3,309.74	75,000.00 DR
				3,309.74	75,000.00 DR

Distributions Receivable (61800)

Arena Reit. (ARF.AX)

30/06/2018	to take up outstanding distribution for Arena		45.00		45.00 DR
			45.00		45.00 DR

BWP Trust (BWP.AX)

30/06/2018	to take up trust receivable BWP		72.45		72.45 DR
			72.45		72.45 DR

Centuria Industrial Reit (CIP.AX)

30/06/2018			557.75		557.75 DR
			557.75		557.75 DR

Cromwell Property Group (CMW.AX)

30/06/2018			417.00		417.00 DR
			417.00		417.00 DR

Industria Reit (IDR.AX)

30/06/2018	to take up IDR distribution receivable		210.00		210.00 DR
			210.00		210.00 DR

Moneyspot Investment Fund Class A (Moneyspot)

30/06/2018	to take up outstanding distributions for Money Spot \$30.76 & \$10.25		41.01		41.01 DR
			41.01		41.01 DR

Other Assets (65500)

Other Assets (65500)

01/07/2017	Opening Balance				3,800.00 DR
07/07/2017				2,470.00	1,330.00 DR
07/07/2017				1,330.00	0.00 DR
				3,800.00	0.00 DR

Sundry Debtors (68000)

Sundry Debtors (68000)

MA & JE KELLY SUPER FUND

General Ledger

For The Period 01 July 2017 - 30 June 2018

Transaction Date	Description	Units	Debit	Credit	Balance \$
01/07/2017	Opening Balance				1,707.90 DR
14/07/2017	sales of CYB shares (already disposed in 2017)			357.40	1,350.50 DR
14/07/2017				533.50	817.00 DR
18/08/2017	Precision			417.00	400.00 DR
31/08/2017	Precision			400.00	0.00 DR
25/09/2017	pension [Loan to member]		1,100.00		1,100.00 DR
17/11/2017	pension [loan to member]		4,000.00		5,100.00 DR
22/11/2017	pension [loan to member]		1,200.00		6,300.00 DR
26/06/2018	pension [loan to member]		4,000.00		10,300.00 DR
30/06/2018	to separate prior year tax 2016-2017		3,606.05		13,906.05 DR
			13,906.05	1,707.90	13,906.05 DR

Debt Securities (Bonds, Bills of Exchange, Promissory Notes) (72000)

Convert Prom Note : Kinetic US 16/6/15 (KINENOTE16615)

01/07/2017	Opening Balance	1.00			24,872.50 DR
30/06/2018	Revaluation - 30/06/2018 @ \$25,927.000000 (Exit) - 1.000000 Units on hand		1,054.50		25,927.00 DR
		1.00	1,054.50		25,927.00 DR

Convert Prom Note : Kinetic US 28/12/15 (KINENOTE281215)

01/07/2017	Opening Balance	1.00			24,872.50 DR
30/06/2018	Revaluation - 30/06/2018 @ \$25,927.000000 (Exit) - 1.000000 Units on hand		1,054.50		25,927.00 DR
		1.00	1,054.50		25,927.00 DR

Shares in Listed Companies (Australian) (77600)

Australian Finance Group Ltd (AFG.AX)

10/10/2017		5,000.00	7,979.95		7,979.95 DR
30/06/2018	Revaluation - 29/06/2018 @ \$1.405000 (System Price) - 5,000.000000 Units on hand			954.95	7,025.00 DR
		5,000.00	7,979.95	954.95	7,025.00 DR

Altura Mining Limited (AJM.AX)

01/07/2017	Opening Balance	350,000.00			43,750.00 DR
01/11/2017		(10,000.00)		2,106.90	41,643.10 DR
01/11/2017	Unrealised Gain writeback as at 01/11/2017			467.42	41,175.68 DR
06/11/2017		(10,000.00)		632.13	40,543.55 DR
06/11/2017	Unrealised Gain writeback as at 06/11/2017			467.42	40,076.13 DR
13/11/2017		(10,000.00)		632.13	39,444.00 DR
13/11/2017	Unrealised Gain writeback as at 13/11/2017			467.42	38,976.58 DR
17/11/2017		(10,000.00)		2,106.90	36,869.68 DR
17/11/2017	Unrealised Gain writeback as at 17/11/2017			467.42	36,402.26 DR
20/11/2017		(4,000.00)		842.76	35,559.50 DR
20/11/2017	Unrealised Gain writeback as at 20/11/2017			186.97	35,372.53 DR
12/12/2017		(10,000.00)		2,106.90	33,265.63 DR
12/12/2017	Unrealised Gain writeback as at 12/12/2017			467.42	32,798.21 DR

MA & JE KELLY SUPER FUND

General Ledger

For The Period 01 July 2017 - 30 June 2018

Transaction Date	Description	Units	Debit	Credit	Balance \$
12/12/2017		(10,000.00)		2,106.90	30,691.31 DR
12/12/2017	Unrealised Gain writeback as at 12/12/2017			467.42	30,223.89 DR
09/01/2018		(13,000.00)		1,706.63	28,517.26 DR
09/01/2018	Unrealised Gain writeback as at 09/01/2018			607.64	27,909.62 DR
30/06/2018	Revaluation - 29/06/2018 @ \$0.325000 (System Price) - 273,000.000000 Units on hand		60,815.38		88,725.00 DR
		273,000.00	60,815.38	15,840.38	88,725.00 DR
<u>Arrow Minerals Ltd (AMD.AX)</u>					
06/12/2017	SEG.AX to AMD.AX	242,142.00	14,312.83		14,312.83 DR
08/12/2017		5,000.00	254.95		14,567.78 DR
30/06/2018	Revaluation - 29/06/2018 @ \$0.025000 (System Price) - 247,142.000000 Units on hand			8,389.23	6,178.55 DR
		247,142.00	14,567.78	8,389.23	6,178.55 DR
<u>Australia And New Zealand Banking Group Limited (ANZ.AX)</u>					
01/07/2017	Opening Balance	300.00			8,616.00 DR
30/06/2018	Revaluation - 29/06/2018 @ \$28.240000 (System Price) - 300.000000 Units on hand			144.00	8,472.00 DR
		300.00		144.00	8,472.00 DR
<u>Altech Chemicals Ltd (ATC.AX)</u>					
01/07/2017	Opening Balance	100,000.00			10,500.00 DR
08/11/2017		(100,000.00)		12,039.15	1,539.15 CR
08/11/2017	Unrealised Gain writeback as at 08/11/2017		1,539.15		0.00 DR
		0.00	1,539.15	12,039.15	0.00 DR
<u>Australian Mines Limited (AUZ.AX)</u>					
31/10/2017		100,000.00	10,783.32		10,783.32 DR
30/06/2018	Revaluation - 29/06/2018 @ \$0.089000 (System Price) - 100,000.000000 Units on hand			1,883.32	8,900.00 DR
		100,000.00	10,783.32	1,883.32	8,900.00 DR
<u>Bellamy's Australia Limited (BAL.AX)</u>					
01/07/2017	Opening Balance	1,700.00			11,747.00 DR
07/07/2017		280.00	1,330.00		13,077.00 DR
30/06/2018	Revaluation - 29/06/2018 @ \$15.540000 (System Price) - 1,980.000000 Units on hand		17,692.20		30,769.20 DR
		1,980.00	19,022.20		30,769.20 DR
<u>Beadell Resources Limited (BDR.AX)</u>					
01/07/2017	Opening Balance	10,000.00			2,150.00 DR
30/06/2018	Revaluation - 29/06/2018 @ \$0.067000 (System Price) - 10,000.000000 Units on hand			1,480.00	670.00 DR
		10,000.00		1,480.00	670.00 DR
<u>Bank Of Queensland Limited. (BOQ.AX)</u>					
01/07/2017	Opening Balance	800.00			9,160.00 DR
05/10/2017		400.00	5,189.95		14,349.95 DR
30/06/2018	Revaluation - 29/06/2018 @ \$10.190000 (System Price) - 1,200.000000 Units on hand			2,121.95	12,228.00 DR

MA & JE KELLY SUPER FUND

General Ledger

For The Period 01 July 2017 - 30 June 2018

Transaction Date	Description	Units	Debit	Credit	Balance \$
		1,200.00	5,189.95	2,121.95	12,228.00 DR
<u>Bubs Australia (BUB.AX)</u>					
01/07/2017	Opening Balance	50,000.00			12,500.00 DR
02/08/2017		10,000.00	3,929.95		16,429.95 DR
03/08/2017		5,000.00	2,379.95		18,809.90 DR
05/10/2017		(65,000.00)		20,401.70	1,591.80 CR
05/10/2017	Unrealised Gain writeback as at 05/10/2017		1,591.80		0.00 DR
		0.00	7,901.70	20,401.70	0.00 DR
<u>Caeneus Minerals Ltd (CAD.AX)</u>					
01/07/2017	Opening Balance	200,000.00			800.00 DR
03/10/2017		800,000.00	2,429.95		3,229.95 DR
30/06/2018	Revaluation - 29/06/2018 @ \$0.001000 (System Price) - 1,000,000.000000 Units on hand			2,229.95	1,000.00 DR
		1,000,000.00	2,429.95	2,229.95	1,000.00 DR
<u>Commonwealth Bank Of Australia. (CBA.AX)</u>					
01/07/2017	Opening Balance	300.00			24,843.00 DR
03/08/2017		(300.00)		22,135.35	2,707.65 DR
03/08/2017	Unrealised Gain writeback as at 03/08/2017			2,707.65	0.00 DR
		0.00		24,843.00	0.00 DR
<u>Celsius Resources Limited. (CLA.AX)</u>					
17/11/2017		40,000.00	3,589.95		3,589.95 DR
24/11/2017		40,000.00	5,029.95		8,619.90 DR
30/06/2018	Revaluation - 29/06/2018 @ \$0.155000 (System Price) - 80,000.000000 Units on hand		3,780.10		12,400.00 DR
		80,000.00	12,400.00		12,400.00 DR
<u>Capital Mining Limited (CMY.AX)</u>					
01/07/2017	Opening Balance	50,000.00			250.00 DR
		50,000.00			250.00 DR
<u>Department 13 International Ltd (D13.AX)</u>					
09/01/2018		50,000.00	6,279.95		6,279.95 DR
30/06/2018	Revaluation - 29/06/2018 @ \$0.090000 (System Price) - 50,000.000000 Units on hand			1,779.95	4,500.00 DR
		50,000.00	6,279.95	1,779.95	4,500.00 DR
<u>Digitalx Limited (DCC.AX)</u>					
12/12/2017		20,000.00	6,029.95		6,029.95 DR
30/06/2018	Revaluation - 29/06/2018 @ \$0.075000 (System Price) - 20,000.000000 Units on hand			4,529.95	1,500.00 DR
		20,000.00	6,029.95	4,529.95	1,500.00 DR
<u>Downer Edi Limited (DOW.AX)</u>					
01/07/2017	Opening Balance	2,200.00			14,102.00 DR
16/10/2017		(2,200.00)		10,351.94	3,750.06 DR
16/10/2017	Unrealised Gain writeback as at 16/10/2017			3,750.06	0.00 DR
		0.00		14,102.00	0.00 DR
<u>Elsight Limited (ELS.AX)</u>					

MA & JE KELLY SUPER FUND

General Ledger

For The Period 01 July 2017 - 30 June 2018

Transaction Date	Description	Units	Debit	Credit	Balance \$
19/10/2017		5,000.00	5,029.95		5,029.95 DR
30/06/2018	Revaluation - 29/06/2018 @ \$0.510000 (System Price) - 5,000.000000 Units on hand			2,479.95	2,550.00 DR
		5,000.00	5,029.95	2,479.95	2,550.00 DR
<u>Erm Power Limited (EPW.AX)</u>					
01/07/2017	Opening Balance	11,500.00			13,742.50 DR
16/10/2017		8,500.00	10,998.99		24,741.49 DR
30/06/2018	Revaluation - 29/06/2018 @ \$1.480000 (System Price) - 20,000.000000 Units on hand		4,858.51		29,600.00 DR
		20,000.00	15,857.50		29,600.00 DR
<u>Great Western Exploration Limited. (GTE.AX)</u>					
05/10/2017		200,000.00	2,829.95		2,829.95 DR
30/06/2018	Revaluation - 29/06/2018 @ \$0.009000 (System Price) - 200,000.000000 Units on hand			1,029.95	1,800.00 DR
		200,000.00	2,829.95	1,029.95	1,800.00 DR
<u>Hannans Ltd (HNR.AX)</u>					
17/10/2017		200,000.00	4,429.95		4,429.95 DR
30/06/2018	Revaluation - 29/06/2018 @ \$0.014000 (System Price) - 200,000.000000 Units on hand			1,629.95	2,800.00 DR
		200,000.00	4,429.95	1,629.95	2,800.00 DR
<u>Kairos Minerals Limited (KAI.AX)</u>					
22/09/2017		200,000.00	6,029.95		6,029.95 DR
28/09/2017		100,000.00	7,629.95		13,659.90 DR
28/09/2017		(50,000.00)		3,814.98	9,844.92 DR
05/10/2017		(250,000.00)		9,844.92	0.00 DR
		0.00	13,659.90	13,659.90	0.00 DR
<u>Latin Resources Limited (LRS.AX)</u>					
01/07/2017	Opening Balance	900,000.00			3,600.00 DR
30/06/2018	Revaluation - 29/06/2018 @ \$0.006000 (System Price) - 900,000.000000 Units on hand		1,800.00		5,400.00 DR
		900,000.00	1,800.00		5,400.00 DR
<u>LWP Technologies Limited (LWP.AX)</u>					
01/07/2017	Opening Balance	1,309,000.00			1,309.00 DR
		1,309,000.00			1,309.00 DR
<u>Mach7 Technologies Limited (M7T.AX)</u>					
01/07/2017	Opening Balance	10,000.00			1,750.00 DR
23/10/2017		10,000.00	1,629.95		3,379.95 DR
10/11/2017		(20,000.00)		12,164.45	8,784.50 CR
10/11/2017	Unrealised Gain writeback as at 10/11/2017		8,784.50		0.00 DR
		0.00	10,414.45	12,164.45	0.00 DR
<u>Metals X Limited (MLX.AX)</u>					
21/11/2017		3,000.00	3,134.95		3,134.95 DR
30/06/2018	Revaluation - 29/06/2018 @ \$0.800000 (System Price) - 3,000.000000 Units on hand			734.95	2,400.00 DR
		3,000.00	3,134.95	734.95	2,400.00 DR

MA & JE KELLY SUPER FUND

General Ledger

For The Period 01 July 2017 - 30 June 2018

Transaction Date	Description	Units	Debit	Credit	Balance \$
<u>National Australia Bank Limited (NAB.AX)</u>					
01/07/2017	Opening Balance	300.00			8,877.00 DR
30/06/2018	Revaluation - 29/06/2018 @ \$27.410000 (System Price) - 300.000000 Units on hand			654.00	8,223.00 DR
		300.00		654.00	8,223.00 DR
<u>Neometals Ltd (NMT.AX)</u>					
01/07/2017	Opening Balance	115,000.00			31,050.00 DR
13/11/2017		(10,000.00)		3,862.76	27,187.24 DR
13/11/2017	Unrealised Gain writeback as at 13/11/2017			974.83	26,212.41 DR
30/06/2018	Revaluation - 29/06/2018 @ \$0.300000 (System Price) - 105,000.000000 Units on hand		5,287.59		31,500.00 DR
		105,000.00	5,287.59	4,837.59	31,500.00 DR
<u>Pilbara Minerals Limited (PLS.AX)</u>					
01/07/2017	Opening Balance	100,428.00			38,162.64 DR
03/08/2017		10,000.00	3,829.95		41,992.59 DR
16/11/2017		(3,500.00)		1,339.20	40,653.39 DR
16/11/2017	Unrealised Gain writeback as at 16/11/2017			943.13	39,710.26 DR
20/11/2017		(2,000.00)		765.99	38,944.27 DR
20/11/2017	Unrealised Gain writeback as at 20/11/2017			538.93	38,405.34 DR
02/01/2018		(4,000.00)		418.50	37,986.84 DR
02/01/2018	Unrealised Gain writeback as at 02/01/2018			1,077.86	36,908.98 DR
30/06/2018	Revaluation - 29/06/2018 @ \$0.865000 (System Price) - 100,928.000000 Units on hand		50,393.74		87,302.72 DR
		100,928.00	54,223.69	5,083.61	87,302.72 DR
<u>Poseidon Nickel Limited (POS.AX)</u>					
06/11/2017		150,000.00	6,329.95		6,329.95 DR
30/06/2018	Revaluation - 19/03/2018 @ \$0.037000 (System Price) - 150,000.000000 Units on hand			779.95	5,550.00 DR
		150,000.00	6,329.95	779.95	5,550.00 DR
<u>Quantum Graphite Limited (QGL.AX)</u>					
14/07/2017	VXL.AX to QGL.AX	40,000.00	10,032.95		10,032.95 DR
30/06/2018	Revaluation - 12/11/2015 @ \$0.115000 (System Price) - 40,000.000000 Units on hand			5,432.95	4,600.00 DR
30/06/2018	Revaluation - 30/06/2018 @ \$0.120000 (Custom) - 40,000.000000 Units on hand		200.00		4,800.00 DR
		40,000.00	10,232.95	5,432.95	4,800.00 DR
<u>RIO Tinto Limited (RIO.AX)</u>					
01/07/2017	Opening Balance	700.00			44,289.00 DR
30/06/2018	Revaluation - 29/06/2018 @ \$83.440000 (System Price) - 700.000000 Units on hand		14,119.00		58,408.00 DR
		700.00	14,119.00		58,408.00 DR
<u>Segue Resources Limited (SEG.AX)</u>					
01/07/2017	Opening Balance	57,142.00			1,485.69 DR
02/10/2017		50,000.00	2,479.95		3,965.64 DR

MA & JE KELLY SUPER FUND

General Ledger

For The Period 01 July 2017 - 30 June 2018

Transaction Date	Description	Units	Debit	Credit	Balance \$
09/10/2017		50,000.00	2,229.95		6,195.59 DR
31/10/2017		100,000.00	6,329.95		12,525.54 DR
01/11/2017		45,000.00	3,494.95		16,020.49 DR
17/11/2017		(60,000.00)		10,254.77	5,765.72 DR
17/11/2017	Unrealised Gain writeback as at 17/11/2017		1,697.30		7,463.02 DR
06/12/2017	SEG.AX to AMD.AX	(242,142.00)			7,463.02 DR
06/12/2017	SEG.AX to AMD.AX	0.00		14,312.83	6,849.81 CR
30/06/2018	Revaluation - 30/06/2018 @ \$0.000000 - 0.000000 Units on hand		6,849.81		0.00 DR
		0.00	23,081.91	24,567.60	0.00 DR
<u>Sandfire Resources NI (SFR.AX)</u>					
01/07/2017	Opening Balance	2,000.00			11,300.00 DR
30/06/2018	Revaluation - 29/06/2018 @ \$9.160000 (System Price) - 2,000.000000 Units on hand		7,020.00		18,320.00 DR
		2,000.00	7,020.00		18,320.00 DR
<u>Swift Media Limited (SW1.AX)</u>					
21/11/2017		10,000.00	4,979.95		4,979.95 DR
30/06/2018	Revaluation - 29/06/2018 @ \$0.340000 (System Price) - 10,000.000000 Units on hand			1,579.95	3,400.00 DR
		10,000.00	4,979.95	1,579.95	3,400.00 DR
<u>Tawana Resources NI (TAW.AX)</u>					
08/11/2017		32,000.00	12,839.68		12,839.68 DR
30/06/2018	Revaluation - 29/06/2018 @ \$0.420000 (System Price) - 32,000.000000 Units on hand		600.32		13,440.00 DR
		32,000.00	13,440.00		13,440.00 DR
<u>Telstra Corporation Limited. (TLS.AX)</u>					
01/07/2017	Opening Balance	10,200.00			43,860.00 DR
06/11/2017		2,000.00	6,989.95		50,849.95 DR
30/06/2018	Revaluation - 29/06/2018 @ \$2.620000 (System Price) - 12,200.000000 Units on hand			18,885.95	31,964.00 DR
		12,200.00	6,989.95	18,885.95	31,964.00 DR
<u>Virtus Health Limited (VRT.AX)</u>					
19/09/2017		164.00	899.15		899.15 DR
20/09/2017		1,336.00	7,054.08		7,953.23 DR
04/10/2017		750.00	4,154.95		12,108.18 DR
30/06/2018	Revaluation - 29/06/2018 @ \$5.750000 (System Price) - 2,250.000000 Units on hand		829.32		12,937.50 DR
		2,250.00	12,937.50		12,937.50 DR
<u>Valence Industries Limited (VXL.AX)</u>					
01/07/2017	Opening Balance	40,000.00			4,800.00 DR
14/07/2017	VXL.AX to QGL.AX	(40,000.00)			4,800.00 DR
14/07/2017	VXL.AX to QGL.AX	0.00		10,032.95	5,232.95 CR
30/06/2018	Revaluation - 30/06/2018 @ \$0.000000 - 0.000000 Units on hand		5,232.95		0.00 DR
		0.00	5,232.95	10,032.95	0.00 DR

MA & JE KELLY SUPER FUND

General Ledger

For The Period 01 July 2017 - 30 June 2018

Transaction Date	Description	Units	Debit	Credit	Balance \$
<u>Wesfarmers Limited (WES.AX)</u>					
01/07/2017	Opening Balance	300.00			12,036.00 DR
30/06/2018	Revaluation - 29/06/2018 @ \$49.360000 (System Price) - 300.000000 Units on hand		2,772.00		14,808.00 DR
		300.00	2,772.00		14,808.00 DR
<u>Woolworths Group Limited (WOW.AX)</u>					
01/07/2017	Opening Balance	320.00			8,172.80 DR
30/06/2018	Revaluation - 29/06/2018 @ \$30.520000 (System Price) - 320.000000 Units on hand		1,593.60		9,766.40 DR
		320.00	1,593.60		9,766.40 DR
<u>Shares in Unlisted Private Companies (Australian) (77800)</u>					
<u>Digital Document Exchange Pty Ltd (DIGIDOC)</u>					
01/07/2017	Opening Balance	1.00			1.00 DR
		1.00			1.00 DR
<u>Units in Listed Unit Trusts (Australian) (78200)</u>					
<u>Arena Reit. (ARF.AX)</u>					
23/10/2017		2,000.00	4,509.95		4,509.95 DR
30/06/2018	Revaluation - 29/06/2018 @ \$2.150000 (System Price) - 2,000.000000 Units on hand			209.95	4,300.00 DR
		2,000.00	4,509.95	209.95	4,300.00 DR
<u>BWP Trust (BWP.AX)</u>					
23/10/2017		1,500.00	4,559.95		4,559.95 DR
30/06/2018	Revaluation - 29/06/2018 @ \$3.250000 (System Price) - 1,500.000000 Units on hand		315.05		4,875.00 DR
		1,500.00	4,875.00		4,875.00 DR
<u>Centuria Industrial Reit (CIP.AX)</u>					
01/07/2017	Opening Balance	11,000.00			27,170.00 DR
03/10/2017		500.00	1,269.95		28,439.95 DR
30/06/2018	Revaluation - 29/06/2018 @ \$2.570000 (System Price) - 11,500.000000 Units on hand		1,115.05		29,555.00 DR
		11,500.00	2,385.00		29,555.00 DR
<u>Cromwell Property Group (CMW.AX)</u>					
01/07/2017	Opening Balance	20,000.00			19,000.00 DR
30/06/2018	Revaluation - 29/06/2018 @ \$1.120000 (System Price) - 20,000.000000 Units on hand		3,400.00		22,400.00 DR
		20,000.00	3,400.00		22,400.00 DR
<u>GPT Group (GPT.AX)</u>					
23/10/2017		1,000.00	5,009.93		5,009.93 DR
30/06/2018	Revaluation - 29/06/2018 @ \$5.060000 (System Price) - 1,000.000000 Units on hand		50.07		5,060.00 DR
		1,000.00	5,060.00		5,060.00 DR
<u>Industria Reit (IDR.AX)</u>					
01/07/2017	Opening Balance	5,000.00			11,450.00 DR
30/06/2018	Revaluation - 29/06/2018 @ \$2.650000 (System Price) -		1,800.00		13,250.00 DR

MA & JE KELLY SUPER FUND

General Ledger

For The Period 01 July 2017 - 30 June 2018

Transaction Date	Description	Units	Debit	Credit	Balance \$
	5,000.000000 Units on hand				
		5,000.00	1,800.00		13,250.00 DR
Units in Unlisted Unit Trusts (Australian) (78400)					
<u>Moneyspot Investment Fund Class A (Moneyspot)</u>					
03/01/2018		3,000.00	3,000.00		3,000.00 DR
15/02/2018		1,000.00	1,000.00		4,000.00 DR
		4,000.00	4,000.00		4,000.00 DR
Income Tax Payable/Refundable (85000)					
<u>Income Tax Payable/Refundable (85000)</u>					
01/07/2017	Opening Balance				9,124.07 DR
03/07/2017				5,237.71	3,886.36 DR
30/06/2018	to correct PAYG and to take up ATO levy			21.31	3,865.05 DR
30/06/2018	to separate prior year tax 2016-2017			3,865.05	0.00 DR
30/06/2018	Create Entries - Franking Credits Adjustment - 30/06/2018		5,212.25		5,212.25 DR
30/06/2018	Create Entries - TFN Credits Adjustment - 30/06/2018		252.00		5,464.25 DR
30/06/2018	Create Entries - Income Tax Expense - 30/06/2018			4,417.35	1,046.90 DR
			5,464.25	13,541.42	1,046.90 DR
PAYG Payable (86000)					
<u>PAYG Payable (86000)</u>					
01/07/2017	Opening Balance				1,900.00 CR
28/08/2017	Precision		1,878.69		21.31 CR
30/06/2018	to correct PAYG and to take up ATO levy		21.31		0.00 DR
			1,900.00		0.00 DR
Sundry Creditors (88000)					
<u>Sundry Creditors (88000)</u>					
01/07/2017	Opening Balance				2,310.00 CR
07/07/2017			2,310.00		0.00 DR
			2,310.00		0.00 DR
Total Debits:			1,228,997.70		
Total Credits:				1,228,997.70	

MA & JE KELLY SUPER FUND

Investment Income Report

As at 30 June 2018

Investment		Total Income	Franked	Unfranked	Interest/ Other	Franking Credits	Foreign Income	Foreign Credits * 1	Assessable Income (Excl. Capital Gains) * 2	TFN Credits	Other Deductions	Distributed Capital Gains	Non- Assessable Payments
Bank Accounts													
MBL1558	MBL Bank A/c #1558	228.33			228.33	0.00	0.00	0.00	228.33			0.00	0.00
		228.33			228.33	0.00	0.00	0.00	228.33			0.00	0.00
Shares in Listed Companies (Australian)													
ANZ.AX	Australia And New Zealand Banking Group Limited	480.00	480.00	0.00		205.72			685.72		0.00		
AFG.AX	Australian Finance Group Ltd	835.00	835.00	0.00		357.86			1,192.86		0.00		
BOQ.AX	Bank Of Queensland Limited.	1,008.00	1,008.00	0.00		432.00			1,440.00		0.00		
CBA.AX	Commonwealth Bank Of Australia.	690.00	690.00	0.00		295.71			985.71		0.00		
DOW.AX	Downer Edi Limited	264.00	264.00	0.00		113.14			377.14		0.00		
EPW.AX	Erm Power Limited	1,102.50	1,102.50	0.00		472.50			1,575.00		0.00		
NAB.AX	National Australia Bank Limited	594.00	594.00	0.00		254.58			848.58		0.00		
NMT.AX	Neometals Ltd	1,050.00		1,050.00					1,050.00		0.00		
RIO.AX	RIO Tinto Limited	2,563.75	2,563.75	0.00		1,098.75			3,662.50		0.00		
SFR.AX	Sandfire Resources NI	420.00	420.00	0.00		180.00			600.00		0.00		
TLS.AX	Telstra Corporation Limited.	2,923.00	2,923.00	0.00		1,252.71			4,175.71		0.00		
VRT.AX	Virtus Health Limited	315.00	315.00	0.00		135.00			450.00		0.00		
WES.AX	Wesfarmers Limited	669.00	669.00	0.00		286.72			955.72		0.00		
WOW.AX	Woolworths Group Limited	297.60	297.60	0.00		127.54			425.14		0.00		
		13,211.85	12,161.85	1,050.00		5,212.23			18,424.08		0.00		
Term Deposits													
BOQ4875	BOQ Term Deposit #4875	1,610.41			1,610.41	0.00	0.00	0.00	1,610.41			0.00	0.00
BOQ8971	BOQ Term Deposit #8971	3,299.30			3,299.30	0.00	0.00	0.00	3,299.30			0.00	0.00
		4,909.71			4,909.71	0.00	0.00	0.00	4,909.71			0.00	0.00
Units in Listed Unit Trusts (Australian)													
ARF.AX	Arena Reit.	138.00			185.83	0.00	0.00	0.00	185.83	71.00	0.00	10.38	59.79
BWP.AX	BWP Trust	143.15			208.92	0.00	0.00	0.00	208.92	124.00	0.00	16.68	41.55
CIP.AX	Centuria Industrial Reit	2,206.75			842.46	0.00	0.00	0.00	842.46		0.00	0.00	1,364.29

MA & JE KELLY SUPER FUND
Investment Income Report



As at 30 June 2018

Investment	Total Income	Franked	Unfranked	Interest/ Other	Franking Credits	Foreign Income	Foreign Credits * 1	Assessable Income	TFN Credits	Other Deductions	Distributed Capital Gains	Non-Assessable Payments
								(Excl. Capital Gains) * 2				
CMW.AX Cromwell Property Group	1,668.00			186.04	0.02	0.01	0.00	186.07		0.00	463.38	1,018.57
GPT.AX GPT Group	66.00			48.90	0.00	0.00	0.00	48.90	57.00	0.00	0.00	74.10
IDR.AX Industria Reit	825.03			412.62	0.00	0.00	0.00	412.62		0.00	0.52	411.89
	5,046.93			1,884.77	0.02	0.01	0.00	1,884.80	252.00	0.00	490.96	2,970.19
Units in Unlisted Unit Trusts (Australian)												
Moneyspot Moneyspot Investment Fund Class A	224.78			397.61	0.00	0.00	0.00	397.61		0.00	0.00	0.00
	224.78			397.61	0.00	0.00	0.00	397.61		0.00	0.00	0.00
	23,621.60	12,161.85	1,050.00	7,420.42	5,212.25	0.01	0.00	25,844.53	252.00	0.00	490.96	2,970.19

Assessable Income (Excl. Capital Gains) **25,844.53**

Net Capital Gain **559.00**

Total Assessable Income 26,403.53

* 1 Includes foreign credits from foreign capital gains.

* 2 Assessable Income in the SMSF Annual Return will be different as capital gains and losses from disposals of assets have not been included.

For a breakdown of Distributed Capital Gains and Non-Assessable Payments refer to Distributions Reconciliation Report.

MA & JE KELLY SUPER FUND

Investment Summary with Market Movement



As at 30 June 2018

Investment	Units	Market Price	Market Value	Average Cost	Accounting Cost	Overall	Unrealised Current Year	Realised Movement	
Cash/Bank Accounts									
BOQ8170	BOQ Bank A/c #8170	96.850000	96.85	96.85	96.85				
BOQ4875	BOQ Term Deposit #4875	54,590.100000	54,590.10	54,590.10	54,590.10				
BOQ8971	BOQ Term Deposit #8971	75,000.000000	75,000.00	75,000.00	75,000.00				
MBL1558	MBL Bank A/c #1558	9,070.030000	9,070.03	9,070.03	9,070.03				
					138,756.98	138,756.98			
Debt Securities (Bonds, Bills of Exchange, Promissory Notes)									
KINENOTE1 6615	Convert Prom Note : Kinetic US 16/6/15	1.00	25,927.000000	25,927.00	26,465.53	26,465.53	(538.53)	1,054.50	0.00
KINENOTE2 81215	Convert Prom Note : Kinetic US 28/12/15	1.00	25,927.000000	25,927.00	27,780.06	27,780.06	(1,853.06)	1,054.50	0.00
					51,854.00	54,245.59	(2,391.59)	2,109.00	0.00
Shares in Listed Companies (Australian)									
ATC.AX	Altech Chemicals Ltd	0.00	0.205000	0.00	0.00	0.00	1,539.15	1,419.01	
AJM.AX	Altura Mining Limited	273,000.00	0.325000	88,725.00	0.06	15,149.08	73,575.92	57,216.25	18,608.27
AMD.AX	Arrow Minerals Ltd	247,142.00	0.025000	6,178.55	0.06	14,567.78	(8,389.23)	(8,389.23)	0.00
ANZ.AX	Australia And New Zealand Banking Group Limited	300.00	28.240000	8,472.00	31.38	9,412.90	(940.90)	(144.00)	0.00
AFG.AX	Australian Finance Group Ltd	5,000.00	1.405000	7,025.00	1.60	7,979.95	(954.95)	(954.95)	0.00
AUZ.AX	Australian Mines Limited	100,000.00	0.089000	8,900.00	0.11	10,783.32	(1,883.32)	(1,883.32)	0.00
BOQ.AX	Bank Of Queensland Limited.	1,200.00	10.190000	12,228.00	12.70	15,238.95	(3,010.95)	(2,121.95)	0.00
BDR.AX	Beadell Resources Limited	10,000.00	0.067000	670.00	0.89	8,931.90	(8,261.90)	(1,480.00)	0.00
BAL.AX	Bellamy's Australia Limited	1,980.00	15.540000	30,769.20	7.87	15,587.71	15,181.49	17,692.20	0.00
BUB.AX	Bubs Australia	0.00	0.775000	0.00	0.00	0.00	1,591.80	11,349.57	
CAD.AX	Caeneus Minerals Ltd	1,000,000.00	0.001000	1,000.00	0.00	3,259.90	(2,259.90)	(2,229.95)	0.00
CMY.AX	Capital Mining Limited	50,000.00	0.005000	250.00	0.10	4,781.90	(4,531.90)	0.00	0.00
CLA.AX	Celsius Resources Limited.	80,000.00	0.155000	12,400.00	0.11	8,619.90	3,780.10	3,780.10	0.00
CBA.AX	Commonwealth Bank Of Australia.	0.00	72.870000	0.00	0.00	0.00	0.00	(2,707.65)	(28.09)
D13.AX	Department 13 International Ltd	50,000.00	0.090000	4,500.00	0.13	6,279.95	(1,779.95)	(1,779.95)	0.00
DCC.AX	Digitalx Limited	20,000.00	0.075000	1,500.00	0.30	6,029.95	(4,529.95)	(4,529.95)	0.00
DOW.AX	Downer Edi Limited	0.00	6.780000	0.00	0.00	0.00	0.00	(3,750.06)	4,890.66
ELS.AX	Elsight Limited	5,000.00	0.510000	2,550.00	1.01	5,029.95	(2,479.95)	(2,479.95)	0.00
EPW.AX	Erm Power Limited	20,000.00	1.480000	29,600.00	1.26	25,190.24	4,409.76	4,858.51	0.00

MA & JE KELLY SUPER FUND

Investment Summary with Market Movement

As at 30 June 2018

Investment		Units	Market Price	Market Value	Average Cost	Accounting Cost	Overall	Unrealised Current Year	Realised Movement
GTE.AX	Great Western Exploration Limited.	200,000.00	0.009000	1,800.00	0.01	2,829.95	(1,029.95)	(1,029.95)	0.00
HNR.AX	Hannans Ltd	200,000.00	0.014000	2,800.00	0.02	4,429.95	(1,629.95)	(1,629.95)	0.00
KAI.AX	Kairos Minerals Limited	0.00	0.034000	0.00	0.00	0.00	0.00	0.00	4,264.42
LWP.AX	LWP Technologies Limited	1,309,000.00	0.001000	1,309.00	0.01	7,885.90	(6,576.90)	0.00	0.00
LRS.AX	Latin Resources Limited	900,000.00	0.006000	5,400.00	0.01	11,738.22	(6,338.22)	1,800.00	0.00
M7T.AX	Mach7 Technologies Limited	0.00	0.210000	0.00	0.00	0.00	0.00	8,784.50	(7,694.40)
MLX.AX	Metals X Limited	3,000.00	0.800000	2,400.00	1.04	3,134.95	(734.95)	(734.95)	0.00
NAB.AX	National Australia Bank Limited	300.00	27.410000	8,223.00	30.81	9,244.15	(1,021.15)	(654.00)	0.00
NMT.AX	Neometals Ltd	105,000.00	0.300000	31,500.00	0.15	15,976.73	15,523.27	4,312.76	1,010.55
PLS.AX	Pilbara Minerals Limited	100,928.00	0.865000	87,302.72	0.10	9,712.36	77,590.36	47,833.82	7,238.96
POS.AX	Poseidon Nickel Limited	150,000.00	0.037000	5,550.00	0.04	6,329.95	(779.95)	(779.95)	0.00
QGL.AX	Quantum Graphite Limited	40,000.00	0.120000	4,800.00	0.25	10,032.95	(5,232.95)	(5,232.95)	0.00
RIO.AX	RIO Tinto Limited	700.00	83.440000	58,408.00	45.96	32,169.09	26,238.91	14,119.00	0.00
SFR.AX	Sandfire Resources NI	2,000.00	9.160000	18,320.00	7.66	15,318.72	3,001.28	7,020.00	0.00
SEG.AX	Segue Resources Limited	0.00	0.047000	0.00	0.00	0.00	0.00	8,547.11	(6,624.72)
SW1.AX	Swift Media Limited	10,000.00	0.340000	3,400.00	0.50	4,979.95	(1,579.95)	(1,579.95)	0.00
TAW.AX	Tawana Resources NI	32,000.00	0.420000	13,440.00	0.40	12,839.68	600.32	600.32	0.00
TLS.AX	Telstra Corporation Limited.	12,200.00	2.620000	31,964.00	3.97	48,398.63	(16,434.63)	(18,885.95)	0.00
VXL.AX	Valence Industries Limited	0.00	0.120000	0.00	0.00	0.00	0.00	5,232.95	0.00
VRT.AX	Virtus Health Limited	2,250.00	5.750000	12,937.50	5.38	12,108.18	829.32	829.32	0.00
WES.AX	Wesfarmers Limited	300.00	49.360000	14,808.00	42.39	12,716.24	2,091.76	2,772.00	0.00
WOW.AX	Woolworths Group Limited	320.00	30.520000	9,766.40	29.40	9,407.90	358.50	1,593.60	0.00
				528,896.37		386,096.88	142,799.49	127,144.78	34,434.23
Shares in Unlisted Private Companies (Australian)									
DIGIDOC	Digital Document Exchange Pty Ltd	1.00	1.000000	1.00	15,000.00	15,000.00	(14,999.00)	0.00	0.00
				1.00		15,000.00	(14,999.00)	0.00	0.00
Units in Listed Unit Trusts (Australian)									
ARF.AX	Arena Reit.	2,000.00	2.150000	4,300.00	2.25	4,509.95	(209.95)	(209.95)	0.00
BWP.AX	BWP Trust	1,500.00	3.250000	4,875.00	3.04	4,559.95	315.05	315.05	0.00
CIP.AX	Centuria Industrial Reit	11,500.00	2.570000	29,555.00	2.21	25,449.81	4,105.19	1,115.05	0.00
CMW.AX	Cromwell Property Group	20,000.00	1.120000	22,400.00	0.99	19,841.65	2,558.35	3,400.00	0.00

MA & JE KELLY SUPER FUND

Investment Summary with Market Movement

As at 30 June 2018

Investment		Units	Market Price	Market Value	Average Cost	Accounting Cost	Overall	Unrealised Current Year	Realised Movement
GPT.AX	GPT Group	1,000.00	5.060000	5,060.00	5.01	5,009.93	50.07	50.07	0.00
IDR.AX	Industria Reit	5,000.00	2.650000	13,250.00	2.06	10,297.44	2,952.56	1,800.00	0.00
				79,440.00		69,668.73	9,771.27	6,470.22	0.00
Units in Unlisted Unit Trusts (Australian)									
Moneyspot	Moneyspot Investment Fund Class A	4,000.00	1.000000	4,000.00	1.00	4,000.00	0.00	0.00	0.00
				4,000.00		4,000.00	0.00	0.00	0.00
				802,948.35		667,768.18	135,180.17	135,724.00	34,434.23

MA & JE KELLY SUPER FUND

Detailed Schedule of Fund Assets

As at 30 June 2018

Transaction Date	Description	Units	Amount \$
Debt Securities (Bonds, Bills of Exchange, Promissory Notes) (72000)			
<u>Convert Prom Note : Kinetic US 16/6/15 (KINENOTE16615)</u>			
30/06/2017	Investment	1.00	26,465.53
30/06/2017	Revaluation		(1,593.03)
30/06/2018	Revaluation - 30/06/2018 @ \$25,927.000000 (Exit) - 1.000000 Units on hand		1,054.50
		1.00	25,927.00
<u>Convert Prom Note : Kinetic US 28/12/15 (KINENOTE281215)</u>			
30/06/2017	Investment	1.00	27,780.06
30/06/2017	Revaluation		(2,907.56)
30/06/2018	Revaluation - 30/06/2018 @ \$25,927.000000 (Exit) - 1.000000 Units on hand		1,054.50
		1.00	25,927.00
Shares in Listed Companies (Australian) (77600)			
<u>Australian Finance Group Ltd (AFG.AX)</u>			
10/10/2017		5,000.00	7,979.95
30/06/2018	Revaluation - 29/06/2018 @ \$1.405000 (System Price) - 5,000.000000 Units on hand		(954.95)
		5,000.00	7,025.00
<u>Altura Mining Limited (AJM.AX)</u>			
30/06/2017	Investment	50,000.00	10,534.50
30/06/2017	Investment	150,000.00	9,481.90
30/06/2017	Investment	150,000.00	7,373.93
30/06/2017	Revaluation		16,359.67
01/11/2017		(10,000.00)	(2,106.90)
01/11/2017	Unrealised Gain writeback as at 01/11/2017		(467.42)
06/11/2017		(10,000.00)	(632.13)
06/11/2017	Unrealised Gain writeback as at 06/11/2017		(467.42)
13/11/2017		(10,000.00)	(632.13)
13/11/2017	Unrealised Gain writeback as at 13/11/2017		(467.42)
17/11/2017		(10,000.00)	(2,106.90)
17/11/2017	Unrealised Gain writeback as at 17/11/2017		(467.42)
20/11/2017		(4,000.00)	(842.76)
20/11/2017	Unrealised Gain writeback as at 20/11/2017		(186.97)
12/12/2017		(10,000.00)	(2,106.90)
12/12/2017	Unrealised Gain writeback as at 12/12/2017		(467.42)
12/12/2017		(10,000.00)	(2,106.90)
12/12/2017	Unrealised Gain writeback as at 12/12/2017		(467.42)
09/01/2018		(13,000.00)	(1,706.63)
09/01/2018	Unrealised Gain writeback as at 09/01/2018		(607.64)
30/06/2018	Revaluation - 29/06/2018 @ \$0.325000 (System Price) - 273,000.000000 Units on hand		60,815.38
		273,000.00	88,725.00
<u>Arrow Minerals Ltd (AMD.AX)</u>			
06/12/2017	SEG.AX to AMD.AX	242,142.00	14,312.83
08/12/2017		5,000.00	254.95
30/06/2018	Revaluation - 29/06/2018 @ \$0.025000 (System Price) - 247,142.000000 Units on hand		(8,389.23)
		247,142.00	6,178.55

MA & JE KELLY SUPER FUND

Detailed Schedule of Fund Assets

As at 30 June 2018

Transaction Date	Description	Units	Amount \$
<u>Australia And New Zealand Banking Group Limited (ANZ.AX)</u>			
30/06/2017	Investment	300.00	9,412.90
30/06/2017	Revaluation		(796.90)
30/06/2018	Revaluation - 29/06/2018 @ \$28.240000 (System Price) - 300.000000 Units on hand		(144.00)
		300.00	8,472.00
<u>Altech Chemicals Ltd (ATC.AX)</u>			
30/06/2017	Investment	100,000.00	12,039.15
30/06/2017	Revaluation		(1,539.15)
08/11/2017		(100,000.00)	(12,039.15)
08/11/2017	Unrealised Gain writeback as at 08/11/2017		1,539.15
		0.00	0.00
<u>Australian Mines Limited (AUZ.AX)</u>			
31/10/2017		100,000.00	10,783.32
30/06/2018	Revaluation - 29/06/2018 @ \$0.089000 (System Price) - 100,000.000000 Units on hand		(1,883.32)
		100,000.00	8,900.00
<u>Bellamy's Australia Limited (BAL.AX)</u>			
30/06/2017	Investment	1,700.00	14,257.71
30/06/2017	Revaluation		(2,510.71)
07/07/2017		280.00	1,330.00
30/06/2018	Revaluation - 29/06/2018 @ \$15.540000 (System Price) - 1,980.000000 Units on hand		17,692.20
		1,980.00	30,769.20
<u>Beadell Resources Limited (BDR.AX)</u>			
30/06/2017	Investment	10,000.00	8,931.90
30/06/2017	Revaluation		(6,781.90)
30/06/2018	Revaluation - 29/06/2018 @ \$0.067000 (System Price) - 10,000.000000 Units on hand		(1,480.00)
		10,000.00	670.00
<u>Bank Of Queensland Limited. (BOQ.AX)</u>			
30/06/2017	Investment	800.00	10,049.00
30/06/2017	Revaluation		(889.00)
05/10/2017		400.00	5,189.95
30/06/2018	Revaluation - 29/06/2018 @ \$10.190000 (System Price) - 1,200.000000 Units on hand		(2,121.95)
		1,200.00	12,228.00
<u>Bubs Australia (BUB.AX)</u>			
30/06/2017	Investment	15,000.00	4,979.95
30/06/2017	Investment	15,000.00	4,679.95
30/06/2017	Investment	20,000.00	4,431.90
30/06/2017	Revaluation		(1,591.80)
02/08/2017		10,000.00	3,929.95
03/08/2017		5,000.00	2,379.95
05/10/2017		(65,000.00)	(20,401.70)
05/10/2017	Unrealised Gain writeback as at 05/10/2017		1,591.80
		0.00	0.00
<u>Caeneus Minerals Ltd (CAD.AX)</u>			
30/06/2017	Investment	200,000.00	829.95

MA & JE KELLY SUPER FUND

Detailed Schedule of Fund Assets

As at 30 June 2018

Transaction Date	Description	Units	Amount \$
30/06/2017	Revaluation		(29.95)
03/10/2017		800,000.00	2,429.95
30/06/2018	Revaluation - 29/06/2018 @ \$0.001000 (System Price) - 1,000,000.000000 Units on hand		(2,229.95)
		1,000,000.00	1,000.00
<u>Commonwealth Bank Of Australia. (CBA.AX)</u>			
30/06/2017	Investment	300.00	22,135.35
30/06/2017	Revaluation		2,707.65
03/08/2017		(300.00)	(22,135.35)
03/08/2017	Unrealised Gain writeback as at 03/08/2017		(2,707.65)
		0.00	0.00
<u>Celsius Resources Limited. (CLA.AX)</u>			
17/11/2017		40,000.00	3,589.95
24/11/2017		40,000.00	5,029.95
30/06/2018	Revaluation - 29/06/2018 @ \$0.155000 (System Price) - 80,000.000000 Units on hand		3,780.10
		80,000.00	12,400.00
<u>Capital Mining Limited (CMY.AX)</u>			
30/06/2017	Investment	50,000.00	4,781.90
30/06/2017	Revaluation		(4,531.90)
		50,000.00	250.00
<u>Department 13 International Ltd (D13.AX)</u>			
09/01/2018		50,000.00	6,279.95
30/06/2018	Revaluation - 29/06/2018 @ \$0.090000 (System Price) - 50,000.000000 Units on hand		(1,779.95)
		50,000.00	4,500.00
<u>Digitalx Limited (DCC.AX)</u>			
12/12/2017		20,000.00	6,029.95
30/06/2018	Revaluation - 29/06/2018 @ \$0.075000 (System Price) - 20,000.000000 Units on hand		(4,529.95)
		20,000.00	1,500.00
<u>Downer Edi Limited (DOW.AX)</u>			
30/06/2017	Investment	2,200.00	10,351.94
30/06/2017	Revaluation		3,750.06
16/10/2017		(2,200.00)	(10,351.94)
16/10/2017	Unrealised Gain writeback as at 16/10/2017		(3,750.06)
		0.00	0.00
<u>Elsight Limited (ELS.AX)</u>			
19/10/2017		5,000.00	5,029.95
30/06/2018	Revaluation - 29/06/2018 @ \$0.510000 (System Price) - 5,000.000000 Units on hand		(2,479.95)
		5,000.00	2,550.00
<u>Erm Power Limited (EPW.AX)</u>			
30/06/2017	Investment	5,000.00	6,031.90
30/06/2017	Investment	4,500.00	5,229.40
30/06/2017	Investment	2,000.00	2,929.95
30/06/2017	Revaluation		(448.75)
16/10/2017		8,500.00	10,998.99
30/06/2018	Revaluation - 29/06/2018 @ \$1.480000 (System Price) -		4,858.51

MA & JE KELLY SUPER FUND

Detailed Schedule of Fund Assets

As at 30 June 2018

Transaction Date	Description	Units	Amount \$
	20,000.000000 Units on hand		
		20,000.00	29,600.00
<u>Great Western Exploration Limited. (GTE.AX)</u>			
05/10/2017		200,000.00	2,829.95
30/06/2018	Revaluation - 29/06/2018 @ \$0.009000 (System Price) - 200,000.000000 Units on hand		(1,029.95)
		200,000.00	1,800.00
<u>Hannans Ltd (HNR.AX)</u>			
17/10/2017		200,000.00	4,429.95
30/06/2018	Revaluation - 29/06/2018 @ \$0.014000 (System Price) - 200,000.000000 Units on hand		(1,629.95)
		200,000.00	2,800.00
<u>Kairos Minerals Limited (KAI.AX)</u>			
22/09/2017		200,000.00	6,029.95
28/09/2017		100,000.00	7,629.95
28/09/2017		(50,000.00)	(3,814.98)
05/10/2017		(250,000.00)	(9,844.92)
		0.00	0.00
<u>Latin Resources Limited (LRS.AX)</u>			
30/06/2017	Investment	900,000.00	11,738.22
30/06/2017	Revaluation		(8,138.22)
30/06/2018	Revaluation - 29/06/2018 @ \$0.006000 (System Price) - 900,000.000000 Units on hand		1,800.00
		900,000.00	5,400.00
<u>LWP Technologies Limited (LWP.AX)</u>			
30/06/2017	Investment	1,309,000.00	7,885.90
30/06/2017	Revaluation		(6,576.90)
		1,309,000.00	1,309.00
<u>Mach7 Technologies Limited (MTT.AX)</u>			
30/06/2017	Investment	10,000.00	10,534.50
30/06/2017	Revaluation		(8,784.50)
23/10/2017		10,000.00	1,629.95
10/11/2017		(20,000.00)	(12,164.45)
10/11/2017	Unrealised Gain writeback as at 10/11/2017		8,784.50
		0.00	0.00
<u>Metals X Limited (MLX.AX)</u>			
21/11/2017		3,000.00	3,134.95
30/06/2018	Revaluation - 29/06/2018 @ \$0.800000 (System Price) - 3,000.000000 Units on hand		(734.95)
		3,000.00	2,400.00
<u>National Australia Bank Limited (NAB.AX)</u>			
30/06/2017	Investment	300.00	9,244.15
30/06/2017	Revaluation		(367.15)
30/06/2018	Revaluation - 29/06/2018 @ \$27.410000 (System Price) - 300.000000 Units on hand		(654.00)
		300.00	8,223.00
<u>Neometals Ltd (NMT.AX)</u>			
30/06/2017	Investment	100,000.00	14,045.35
30/06/2017	Investment	15,000.00	5,794.14

MA & JE KELLY SUPER FUND

Detailed Schedule of Fund Assets

As at 30 June 2018

Transaction Date	Description	Units	Amount \$
30/06/2017	Revaluation		11,210.51
13/11/2017		(10,000.00)	(3,862.76)
13/11/2017	Unrealised Gain writeback as at 13/11/2017		(974.83)
30/06/2018	Revaluation - 29/06/2018 @ \$0.300000 (System Price) - 105,000.000000 Units on hand		5,287.59
		105,000.00	31,500.00
<u>Pilbara Minerals Limited (PLS.AX)</u>			
30/06/2017	Investment	95,000.00	7,720.33
30/06/2017	Investment	5,000.00	523.13
30/06/2017	Investment	428.00	162.64
30/06/2017	Revaluation		29,756.54
03/08/2017		10,000.00	3,829.95
16/11/2017		(3,500.00)	(1,339.20)
16/11/2017	Unrealised Gain writeback as at 16/11/2017		(943.13)
20/11/2017		(2,000.00)	(765.99)
20/11/2017	Unrealised Gain writeback as at 20/11/2017		(538.93)
02/01/2018		(4,000.00)	(418.50)
02/01/2018	Unrealised Gain writeback as at 02/01/2018		(1,077.86)
30/06/2018	Revaluation - 29/06/2018 @ \$0.865000 (System Price) - 100,928.000000 Units on hand		50,393.74
		100,928.00	87,302.72
<u>Poseidon Nickel Limited (POS.AX)</u>			
06/11/2017		150,000.00	6,329.95
30/06/2018	Revaluation - 19/03/2018 @ \$0.037000 (System Price) - 150,000.000000 Units on hand		(779.95)
		150,000.00	5,550.00
<u>Quantum Graphite Limited (QGL.AX)</u>			
14/07/2017	VXL.AX to QGL.AX	40,000.00	10,032.95
30/06/2018	Revaluation - 12/11/2015 @ \$0.115000 (System Price) - 40,000.000000 Units on hand		(5,432.95)
30/06/2018	Revaluation - 30/06/2018 @ \$0.120000 (Custom) - 40,000.000000 Units on hand		200.00
		40,000.00	4,800.00
<u>RIO Tinto Limited (RIO.AX)</u>			
30/06/2017	Investment	500.00	22,441.29
30/06/2017	Investment	100.00	5,126.90
30/06/2017	Investment	100.00	4,600.90
30/06/2017	Revaluation		12,119.91
30/06/2018	Revaluation - 29/06/2018 @ \$83.440000 (System Price) - 700.000000 Units on hand		14,119.00
		700.00	58,408.00
<u>Segue Resources Limited (SEG.AX)</u>			
30/06/2017	Investment	57,142.00	10,032.80
30/06/2017	Revaluation		(8,547.11)
02/10/2017		50,000.00	2,479.95
09/10/2017		50,000.00	2,229.95
31/10/2017		100,000.00	6,329.95
01/11/2017		45,000.00	3,494.95
17/11/2017		(60,000.00)	(10,254.77)
17/11/2017	Unrealised Gain writeback as at 17/11/2017		1,697.30

MA & JE KELLY SUPER FUND

Detailed Schedule of Fund Assets

As at 30 June 2018

Transaction Date	Description	Units	Amount \$
06/12/2017	SEG.AX to AMD.AX	(242,142.00)	0.00
06/12/2017	SEG.AX to AMD.AX	0.00	(14,312.83)
30/06/2018	Revaluation - 30/06/2018 @ \$0.000000 - 0.000000 Units on hand		6,849.81
		0.00	0.00
<u>Sandfire Resources NI (SFR.AX)</u>			
30/06/2017	Investment	2,000.00	15,318.72
30/06/2017	Revaluation		(4,018.72)
30/06/2018	Revaluation - 29/06/2018 @ \$9.160000 (System Price) - 2,000.000000 Units on hand		7,020.00
		2,000.00	18,320.00
<u>Swift Media Limited (SW1.AX)</u>			
21/11/2017		10,000.00	4,979.95
30/06/2018	Revaluation - 29/06/2018 @ \$0.340000 (System Price) - 10,000.000000 Units on hand		(1,579.95)
		10,000.00	3,400.00
<u>Tawana Resources NI (TAW.AX)</u>			
08/11/2017		32,000.00	12,839.68
30/06/2018	Revaluation - 29/06/2018 @ \$0.420000 (System Price) - 32,000.000000 Units on hand		600.32
		32,000.00	13,440.00
<u>Telstra Corporation Limited. (TLS.AX)</u>			
30/06/2017	Investment	8,000.00	29,152.03
30/06/2017	Investment	2,000.00	11,246.70
30/06/2017	Investment	200.00	1,009.95
30/06/2017	Revaluation		2,451.32
06/11/2017		2,000.00	6,989.95
30/06/2018	Revaluation - 29/06/2018 @ \$2.620000 (System Price) - 12,200.000000 Units on hand		(18,885.95)
		12,200.00	31,964.00
<u>Virtus Health Limited (VRT.AX)</u>			
19/09/2017		164.00	899.15
20/09/2017		1,336.00	7,054.08
04/10/2017		750.00	4,154.95
30/06/2018	Revaluation - 29/06/2018 @ \$5.750000 (System Price) - 2,250.000000 Units on hand		829.32
		2,250.00	12,937.50
<u>Valence Industries Limited (VXL.AX)</u>			
30/06/2017	Investment	40,000.00	10,032.95
30/06/2017	Revaluation		(5,232.95)
14/07/2017	VXL.AX to QGL.AX	(40,000.00)	0.00
14/07/2017	VXL.AX to QGL.AX	0.00	(10,032.95)
30/06/2018	Revaluation - 30/06/2018 @ \$0.000000 - 0.000000 Units on hand		5,232.95
		0.00	0.00
<u>Wesfarmers Limited (WES.AX)</u>			
30/06/2017	Investment	300.00	12,716.24
30/06/2017	Revaluation		(680.24)
30/06/2018	Revaluation - 29/06/2018 @ \$49.360000 (System Price) - 300.000000 Units on hand		2,772.00
		300.00	14,808.00

MA & JE KELLY SUPER FUND

Detailed Schedule of Fund Assets

As at 30 June 2018

Transaction Date	Description	Units	Amount \$
<u>Woolworths Group Limited (WOW.AX)</u>			
30/06/2017	Investment	320.00	9,407.90
30/06/2017	Revaluation		(1,235.10)
30/06/2018	Revaluation - 29/06/2018 @ \$30.520000 (System Price) - 320.000000 Units on hand		1,593.60
		320.00	9,766.40
Shares in Unlisted Private Companies (Australian) (77800)			
<u>Digital Document Exchange Pty Ltd (DIGIDOC)</u>			
30/06/2017	Investment	1.00	15,000.00
30/06/2017	Revaluation		(14,999.00)
		1.00	1.00
Units in Listed Unit Trusts (Australian) (78200)			
<u>Arena Reit. (ARF.AX)</u>			
23/10/2017		2,000.00	4,509.95
30/06/2018	Revaluation - 29/06/2018 @ \$2.150000 (System Price) - 2,000.000000 Units on hand		(209.95)
		2,000.00	4,300.00
<u>BWP Trust (BWP.AX)</u>			
23/10/2017		1,500.00	4,559.95
30/06/2018	Revaluation - 29/06/2018 @ \$3.250000 (System Price) - 1,500.000000 Units on hand		315.05
		1,500.00	4,875.00
<u>Centuria Industrial Reit (CIP.AX)</u>			
30/06/2017	Investment	9,000.00	18,642.37
30/06/2017	Investment	1,869.00	5,158.44
30/06/2017	Investment	131.00	379.05
30/06/2017	Revaluation		2,990.14
03/10/2017		500.00	1,269.95
30/06/2018	Revaluation - 29/06/2018 @ \$2.570000 (System Price) - 11,500.000000 Units on hand		1,115.05
		11,500.00	29,555.00
<u>Cromwell Property Group (CMW.AX)</u>			
30/06/2017	Investment	20,000.00	19,841.65
30/06/2017	Revaluation		(841.65)
30/06/2018	Revaluation - 29/06/2018 @ \$1.120000 (System Price) - 20,000.000000 Units on hand		3,400.00
		20,000.00	22,400.00
<u>GPT Group (GPT.AX)</u>			
23/10/2017		1,000.00	5,009.93
30/06/2018	Revaluation - 29/06/2018 @ \$5.060000 (System Price) - 1,000.000000 Units on hand		50.07
		1,000.00	5,060.00
<u>Industria Reit (IDR.AX)</u>			
05/05/2016	Investment	121.00	0.00
30/06/2017	Investment	4,879.00	10,297.44
30/06/2017	Revaluation		1,152.56
30/06/2018	Revaluation - 29/06/2018 @ \$2.650000 (System Price) - 5,000.000000 Units on hand		1,800.00
		5,000.00	13,250.00

MA & JE KELLY SUPER FUND

Detailed Schedule of Fund Assets

As at 30 June 2018

Transaction Date	Description	Units	Amount \$
Units in Unlisted Unit Trusts (Australian) (78400)			
<u>Moneyspot Investment Fund Class A (Moneyspot)</u>			
03/01/2018		3,000.00	3,000.00
15/02/2018		1,000.00	1,000.00
		<hr/>	<hr/>
		4,000.00	4,000.00

Contributions Summary Report

For The Period 01 July 2017 - 30 June 2018

JAYNE KELLY

Date of Birth: 22/06/1957
 Age: 61 (at year end)
 Member Code: KELJAY00001A
 Total Super Balance *1 as at 30/06/2017: 75,734.16

Contributions Summary	2018	2017
Concessional Contribution		
Employer	1,402.88	5,670.26
	<hr/>	<hr/>
	1,402.88	5,670.26
Total Contributions	<hr/>	<hr/>
	1,402.88	5,670.26
	<hr/>	<hr/>

I, JAYNE KELLY, confirm that the amounts reported above are the total contributions deposited to the fund with respect of my member balance for the period 01/07/2017 to 30/06/2018.

JAYNE KELLY

*1 Total Super Balance is per individual across funds within a firm.

Contributions Summary Report

For The Period 01 July 2017 - 30 June 2018

MALCOLM KELLY

Date of Birth: 13/09/1957
Age: 60 (at year end)
Member Code: KELMAL00001A
Total Super Balance *1 as at 30/06/2017: 576,844.60

Contributions Summary	2018	2017
Concessional Contribution		
Employer	288.07	5,211.93
	<hr/>	<hr/>
	288.07	5,211.93
Total Contributions	<hr/>	<hr/>
	288.07	5,211.93
	<hr/>	<hr/>

I, MALCOLM KELLY, confirm that the amounts reported above are the total contributions deposited to the fund with respect of my member balance for the period 01/07/2017 to 30/06/2018.

MALCOLM KELLY

*1 Total Super Balance is per individual across funds within a firm.

Members Statement

MALCOLM ANTHONY KELLY
55 Morehead Avenue
Norman Park, Queensland, 4170, Australia

Your Details

Date of Birth : 13/09/1957
Age: 60
Tax File Number: Provided
Date Joined Fund: 21/12/2010
Service Period Start Date: 02/01/1980
Date Left Fund:
Member Code: KELMAL00001A
Account Start Date 21/12/2010
Account Phase: Accumulation Phase
Account Description: Accumulation

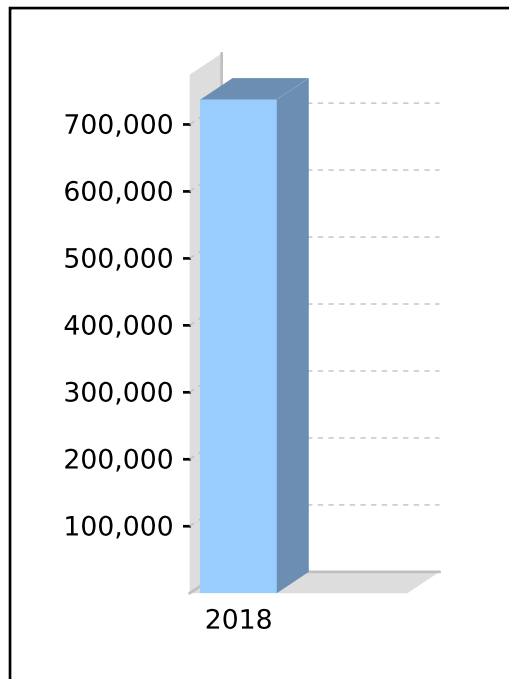
Nominated Beneficiaries N/A
Vested Benefits 737,395.53
Total Death Benefit 737,395.53

Your Balance

Total Benefits 737,395.53

Preservation Components
Preserved 737,395.53
Unrestricted Non Preserved
Restricted Non Preserved

Tax Components
Tax Free 83,230.17
Taxable 654,165.36



Your Detailed Account Summary

	This Year
Opening balance at 01/07/2017	576,844.60
<u>Increases to Member account during the period</u>	
Employer Contributions	288.07
Personal Contributions (Concessional)	
Personal Contributions (Non Concessional)	
Government Co-Contributions	
Other Contributions	
Proceeds of Insurance Policies	
Transfers In	
Net Earnings	176,000.05
Internal Transfer In	
<u>Decreases to Member account during the period</u>	
Pensions Paid	
Contributions Tax	43.21
Income Tax	4,790.39
No TFN Excess Contributions Tax	
Excess Contributions Tax	
Refund Excess Contributions	
Division 293 Tax	
Insurance Policy Premiums Paid	10,903.59
Management Fees	
Member Expenses	
Benefits Paid/Transfers Out	
Superannuation Surcharge Tax	
Internal Transfer Out	
Closing balance at 30/06/2018	737,395.53

Members Statement

JAYNE ELIZABETH KELLY
55 Morehead Avenue
Norman Park, Queensland, 4170, Australia

Your Details

Date of Birth : 22/06/1957
Age: 61
Tax File Number: Provided
Date Joined Fund: 21/12/2010
Service Period Start Date: 29/09/2003
Date Left Fund:
Member Code: KELJAY00001A
Account Start Date 21/12/2010
Account Phase: Accumulation Phase
Account Description: Accumulation

Nominated Beneficiaries N/A
Vested Benefits 928.66
Total Death Benefit 928.66

Your Balance

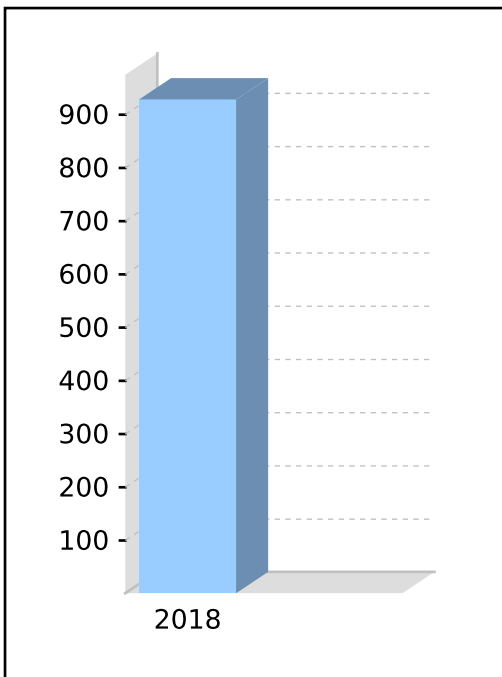
Total Benefits 928.66

Preservation Components
Preserved 928.66
Unrestricted Non Preserved
Restricted Non Preserved

Tax Components
Tax Free 1,325.71
Taxable (397.05)

Your Detailed Account Summary

	This Year
Opening balance at 01/07/2017	75,734.16
<u>Increases to Member account during the period</u>	
Employer Contributions	1,402.88
Personal Contributions (Concessional)	
Personal Contributions (Non Concessional)	
Government Co-Contributions	
Other Contributions	
Proceeds of Insurance Policies	
Transfers In	
Net Earnings	961.96
Internal Transfer In	
<u>Decreases to Member account during the period</u>	
Pensions Paid	
Contributions Tax	210.43
Income Tax	(1,333.42)
No TFN Excess Contributions Tax	
Excess Contributions Tax	
Refund Excess Contributions	
Division 293 Tax	
Insurance Policy Premiums Paid	9,123.33
Management Fees	
Member Expenses	
Benefits Paid/Transfers Out	
Superannuation Surcharge Tax	
Internal Transfer Out	69,170.00
Closing balance at 30/06/2018	928.66



Members Statement

JAYNE ELIZABETH KELLY
 55 Morehead Avenue
 Norman Park, Queensland, 4170, Australia

Your Details

Date of Birth : 22/06/1957
 Age: 61
 Tax File Number: Provided
 Date Joined Fund: 21/12/2010
 Service Period Start Date: 29/09/2003
 Date Left Fund:
 Member Code: KELJAY00003P
 Account Start Date 01/07/2017
 Account Phase: Accumulation Phase
 Account Description: Transition to Retirement Pension

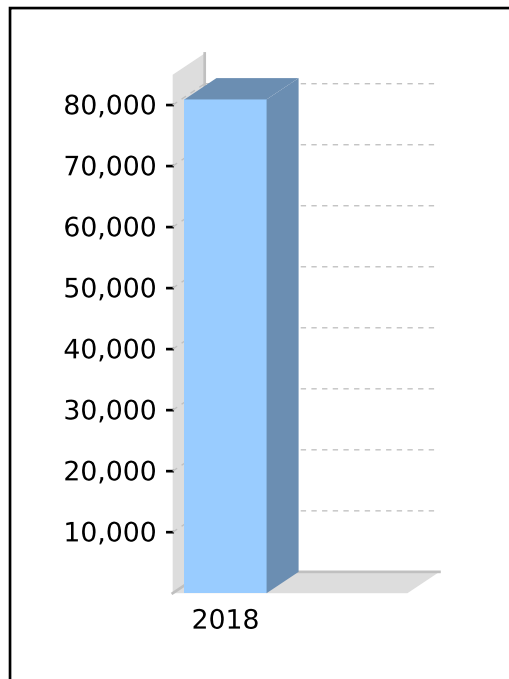
Nominated Beneficiaries N/A
 Vested Benefits 80,920.32
 Total Death Benefit 80,920.32

Your Balance

Total Benefits 80,920.32

Preservation Components
 Preserved 80,920.32
 Unrestricted Non Preserved
 Restricted Non Preserved

Tax Components
 Tax Free (20.20%) 16,343.26
 Taxable 64,577.06



Your Detailed Account Summary

	This Year
Opening balance at 01/07/2017	
<u>Increases to Member account during the period</u>	
Employer Contributions	
Personal Contributions (Concessional)	
Personal Contributions (Non Concessional)	
Government Co-Contributions	
Other Contributions	
Proceeds of Insurance Policies	
Transfers In	
Net Earnings	19,357.06
Internal Transfer In	69,170.00
<u>Decreases to Member account during the period</u>	
Pensions Paid	6,900.00
Contributions Tax	
Income Tax	706.74
No TFN Excess Contributions Tax	
Excess Contributions Tax	
Refund Excess Contributions	
Division 293 Tax	
Insurance Policy Premiums Paid	
Management Fees	
Member Expenses	
Benefits Paid/Transfers Out	
Superannuation Surcharge Tax	
Internal Transfer Out	
Closing balance at 30/06/2018	80,920.32

Members Statement

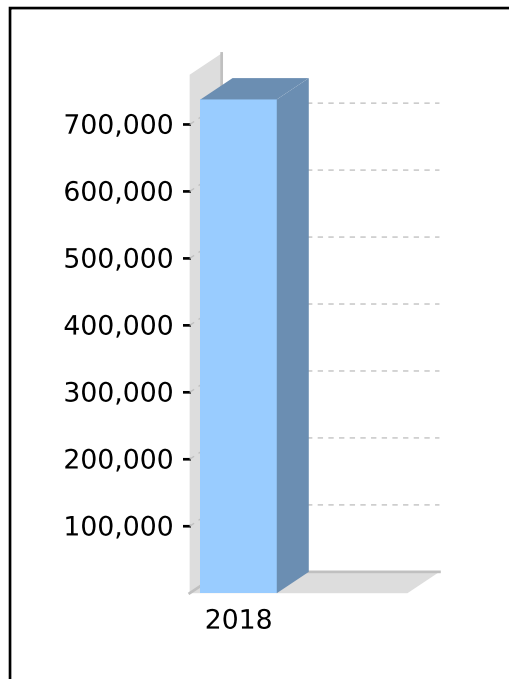
MALCOLM ANTHONY KELLY
55 Morehead Avenue
Norman Park, Queensland, 4170, Australia

Your Details

Date of Birth :	13/09/1957	Vested Benefits	737,395.53
Age:	60	Total Death Benefit	737,395.53
Tax File Number:	Provided	Nominated Beneficiaries	N/A
Date Joined Fund:	21/12/2010		
Service Period Start Date:	02/01/1980		
Date Left Fund:			
Member Code:	Consolidated		
Account Start Date	21/12/2010		
Account Type:	Consolidated		
Account Description:	Consolidated		

Your Balance

Total Benefits	737,395.53
<u>Preservation Components</u>	
Preserved	737,395.53
Unrestricted Non Preserved	
Restricted Non Preserved	
<u>Tax Components</u>	
Tax Free	83,230.17
Taxable	654,165.36



Your Detailed Account Summary

	This Year
Opening balance at 01/07/2017	576,844.60
<u>Increases to Member account during the period</u>	
Employer Contributions	288.07
Personal Contributions (Concessional)	
Personal Contributions (Non Concessional)	
Government Co-Contributions	
Other Contributions	
Proceeds of Insurance Policies	
Transfers In	
Net Earnings	176,000.05
Internal Transfer In	
<u>Decreases to Member account during the period</u>	
Pensions Paid	
Contributions Tax	43.21
Income Tax	4,790.39
No TFN Excess Contributions Tax	
Excess Contributions Tax	
Refund Excess Contributions	
Division 293 Tax	
Insurance Policy Premiums Paid	10,903.59
Management Fees	
Member Expenses	
Benefits Paid/Transfers Out	
Superannuation Surcharge Tax	
Internal Transfer Out	
Closing balance at 30/06/2018	737,395.53

Members Statement

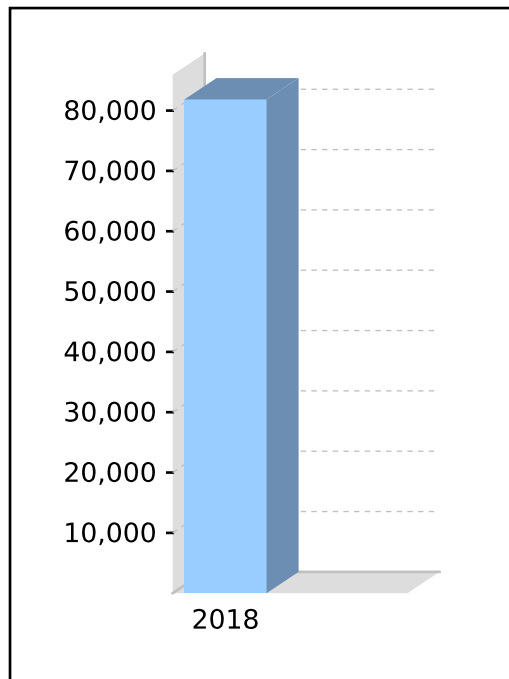
JAYNE ELIZABETH KELLY
55 Morehead Avenue
Norman Park, Queensland, 4170, Australia

Your Details

Date of Birth :	22/06/1957	Vested Benefits	81,848.98
Age:	61	Total Death Benefit	81,848.98
Tax File Number:	Provided	Nominated Beneficiaries	N/A
Date Joined Fund:	21/12/2010		
Service Period Start Date:	29/09/2003		
Date Left Fund:			
Member Code:	Consolidated		
Account Start Date	21/12/2010		
Account Type:	Consolidated		
Account Description:	Consolidated		

Your Balance

Total Benefits	81,848.98
<u>Preservation Components</u>	
Preserved	81,848.98
Unrestricted Non Preserved	
Restricted Non Preserved	
<u>Tax Components</u>	
Tax Free	17,668.97
Taxable	64,180.01



Your Detailed Account Summary

	This Year
Opening balance at 01/07/2017	75,734.16
<u>Increases to Member account during the period</u>	
Employer Contributions	1,402.88
Personal Contributions (Concessional)	
Personal Contributions (Non Concessional)	
Government Co-Contributions	
Other Contributions	
Proceeds of Insurance Policies	
Transfers In	
Net Earnings	20,319.02
Internal Transfer In	69,170.00
<u>Decreases to Member account during the period</u>	
Pensions Paid	6,900.00
Contributions Tax	210.43
Income Tax	(626.68)
No TFN Excess Contributions Tax	
Excess Contributions Tax	
Refund Excess Contributions	
Division 293 Tax	
Insurance Policy Premiums Paid	9,123.33
Management Fees	
Member Expenses	
Benefits Paid/Transfers Out	
Superannuation Surcharge Tax	
Internal Transfer Out	69,170.00
Closing balance at 30/06/2018	81,848.98

MA & JE KELLY SUPER FUND
Members Summary Report

As at 30 June 2018



Opening Balance	Increases				Decreases					Closing Balance	
	Contributions	Transfers In	Net Earnings	Insurance Proceeds	Pensions Paid	Contributions Tax	Taxes Paid	Benefits Paid/ Transfers Out	Insurance Premiums		Member Expenses
MALCOLM ANTHONY KELLY (Age: 60)											
KELMAL00001A - Accumulation											
576,844.60	288.07		176,000.05			43.21	4,790.39		10,903.59		737,395.53
576,844.60	288.07		176,000.05			43.21	4,790.39		10,903.59		737,395.53
JAYNE ELIZABETH KELLY (Age: 61)											
KELJAY00001A - Accumulation											
75,734.16	1,402.88		961.96			210.43	(1,333.42)	69,170.00	9,123.33		928.66
KELJAY00003P - Transition to Retirement Pension - Tax Free: 20.20%											
		69,170.00	19,357.06		6,900.00		706.74				80,920.32
75,734.16	1,402.88	69,170.00	20,319.02		6,900.00	210.43	(626.68)	69,170.00	9,123.33		81,848.98
652,578.76	1,690.95	69,170.00	196,319.07		6,900.00	253.64	4,163.71	69,170.00	20,026.92		819,244.51

Minutes of a meeting of the Director(s)

held on 30 June 2018 at

PRESENT:	MALCOLM KELLY and JAYNE KELLY
MINUTES:	The Chair reported that the minutes of the previous meeting had been signed as a true record.
FINANCIAL STATEMENTS OF SUPERANNUATION FUND:	<p>It was resolved that the financial statements would be prepared as special purpose financial statements as, in the opinion of the trustee(s), the superannuation fund is a non-reporting entity and therefore is not required to comply with all Australian Accounting Standards.</p> <p>The Chair tabled the financial statements and notes to the financial statements of the superannuation fund in respect of the year ended 30 June 2018 and it was resolved that such statements be and are hereby adopted as tabled.</p>
TRUSTEE'S DECLARATION:	It was resolved that the trustee's declaration of the superannuation fund be signed.
ANNUAL RETURN:	Being satisfied that the fund had complied with the requirements of the Superannuation Industry (Supervision) Act 1993 (SISA) and Regulations during the year ended 30 June 2018, it was resolved that the annual return be approved, signed and lodged with the Australian Taxation Office.
TRUST DEED:	The Chair tabled advice received from the fund's legal adviser confirming that the fund's trust deed is consistent with all relevant superannuation and trust law.
INVESTMENT STRATEGY:	The allocation of the fund's assets and the fund's investment performance over this financial year were reviewed and found to be within the acceptable ranges outlined in the investment strategy. After considering the risk, rate of return and liquidity of the investments and the ability of the fund to discharge its existing liabilities, it was resolved that the investment strategy continues to reflect the purposes and circumstances of the fund and its members. Accordingly, no changes in the investment strategy were required.
INSURANCE COVER:	The trustee(s) reviewed the current life and total and permanent disability insurance coverage on offer to the members and resolved that the current insurance arrangements were appropriate for the fund.
ALLOCATION OF INCOME:	It was resolved that the income of the fund would be allocated to the members based on their average daily balance (an alternative allocation basis may be percentage of opening balance).
INVESTMENT ACQUISITIONS:	It was resolved to ratify the investment acquisitions throughout the financial year ended 30 June 2018.
INVESTMENT DISPOSALS:	It was resolved to ratify the investment disposals throughout the financial year ended 30 June 2018.
AUDITORS:	<p>It was resolved that</p> <p>of</p> <p>act as auditors of the Fund for the next financial year.</p>
TAX AGENTS:	It was resolved that

Minutes of a meeting of the Director(s)

held on 30 June 2018 at

act as tax agents of the Fund for the next financial year.

TRUSTEE STATUS:

Each of the trustee(s) confirmed that they are qualified to act as trustee(s) of the fund and that they are not disqualified persons as defined by s 120 of the SISA.

CONTRIBUTIONS RECEIVED:

It was resolved that the contributions during the year be allocated to members on the basis of the schedule provided by the principal Fund employer.

PAYMENT OF BENEFITS:

The trustee has ensured that any payment of benefits made from the Fund, meets the requirements of the Fund's deed and does not breach the superannuation laws in relation to:

1. making payments to members; and,
2. breaching the Fund or the member investment strategy.

The trustee has reviewed the payment of the benefit and received advice that the transfer is in accordance with the Deed and the superannuation laws. As such the trustee has resolved to allow the payment of the benefits on behalf of the member.

CLOSURE:

All resolutions for this meeting were made in accordance with the SISA and Regulations.

There being no further business the meeting then closed.

Signed as a true record –

.....

JAYNE KELLY

Chairperson

MA & JE KELLY SUPER FUND

Pension Summary Report

As at 30/06/2018

Member Name : KELLY, JAYNE

Member Age : 60 (Date of Birth : 22/06/1957)

Member Code	Pension Type	Pension Start Date	Tax Free	Min / PF	Minimum	Maximum	Gross Pension Payments	PAYG	Net Pension Payment	Amount to reach Minimum
KELJAY0003P	Transition to Retirement Pension	01/07/2017	20.20%	4.00%	\$2,770.00	\$6,917.00	\$6,900.00	\$0.00	\$6,900.00	NIL
					\$2,770.00	\$6,917.00	\$6,900.00	\$0.00	\$6,900.00	\$0.00

Total :

					\$2,770.00	\$6,917.00	\$6,900.00	\$0.00	\$6,900.00	\$0.00
--	--	--	--	--	-------------------	-------------------	-------------------	---------------	-------------------	---------------

Yearly Projected Pension Calculation Report

As at 01 July 2018

Member Name	Member Code	Pension Type	Pension Start/ Conversion Date	Age (as at 01/07/2018)	Opening Balance	Minimum Amount	Maximum Amount	Tax Free %	Min Tax Free Payments	Min Taxable Payments
KELLY, JAYNE	KELJAY00003P	Transition to Retirement Pension	01/07/2017	61	80,920.32	3,240.00	8,092.03	20.20	654.48	2,585.52
					80,920.32	3,240.00	8,092.03		654.48	2,585.52
					80,920.32	3,240.00	8,092.03		654.48	2,585.52

25 July 2019

Dear Sir/Madam,

**Re: MA & JE KELLY SUPER FUND
Trustee Representation Letter**

This representation letter is provided in connection with your audit of the financial report of the MA & JE KELLY SUPER FUND (the Fund) and the Fund's compliance with the Superannuation Industry (Supervision) Act 1993 (SISA) and SIS Regulations (SISR), for the year ended 30/06/2018, for the purpose of you expressing an opinion as to whether the financial report is, in all material respects, presented fairly in accordance with the accounting policies adopted by the Fund and the Fund complied, in all material respects, with the relevant requirements of SISA and SISR.

The Trustees have determined that the Fund is not a reporting entity for the year ended 30/06/2018 and that the requirement to apply Australian Accounting Standards and other mandatory reporting requirements do not apply to the Fund. Accordingly, the financial report prepared is a special purpose financial report which is for distribution to members of the Fund and to satisfy the requirements of the SISA and SISR. We acknowledge our responsibility for ensuring that the financial report is in accordance with the accounting policies as selected by ourselves and requirements of the SISA and SISR, and confirm that the financial report is free of material misstatements, including omissions.

We confirm, to the best of our knowledge and belief, the following representations are made to you during your audit.

1. Sole Purpose Test

The Fund is maintained for the sole purpose of providing benefits for each member on their retirement, death, termination of employment or ill-health.

2. Trustees are not disqualified

No disqualified person acts as a director of the trustee company/an individual trustee.

3. Fund's Governing Rules, Trustees' Responsibilities and Fund Conduct

The Fund meets the definition of a self-managed superannuation fund under SISA, including that no member is an employee of another member, unless they are relatives and no trustee/director of the corporate trustee receives any remuneration for any duties or services performed by the trustee/director in relation to the fund.

The Fund has been conducted in accordance with its governing rules at all times during the year and there were no amendments to the governing rules during the year, except as notified to you.

The Trustees have complied with all aspects of the trustee requirements of the SISA and SISR.

The Trustees are not subject to any contract or obligation which would prevent or hinder the Trustees in properly executing their functions and powers.

The Fund has been conducted in accordance with the SISA, the SISR and the governing rules of the Fund.

The Fund has complied with the requirements of the SISA and SISR specified in the approved form auditor's report as issued by the ATO, which are sections 17A, 35AE, 35B, 35C(2), 52B(2)(d), 52B(2)(e), 62, 65, 66, 67, 67A, 67B, 69-71E, 73-75, 80-85, 103, 104A, 105, 109 and 126K of the SISA and regulations 1.06(9A), 4.09, 4.09A, 5.03, 5.08, 6.17, 7.04, 8.02B, 13.12, 13.13, 13.14 and 13.18AA of the SISR.

All contributions accepted and benefits paid have been in accordance with the governing rules of the Fund and relevant provisions of the SISA and SISR.

There have been no communications from regulatory agencies concerning non-compliance with, or deficiencies in, financial reporting practices that could have a material effect on the financial report *or we have disclosed to you all known instances of non-compliance or suspected non-compliance with laws and regulations whose effects should be considered when preparing the financial report and the Auditor's/actuary contravention report.*

4. Investment Strategy

The investment strategy has been determined and reviewed with due regard to risk, including recoverability of investments, return, liquidity, diversity and the insurance needs of Fund members, and the assets of the Fund are in line with this strategy.

5. Accounting Policies

All the significant accounting policies of the Fund are adequately described in the Financial Report and the Notes attached thereto. These policies are consistent with the policies adopted last year.

6. Fund Books and Records

All transactions have been recorded in the accounting records and are reflected in the financial report. We have made available to you all financial records and related data, other information, explanations and assistance necessary for the conduct of the audit; and minutes of all meetings of the Trustees.

We acknowledge our responsibility for the design and implementation of internal controls to prevent and detect error and fraud. We have established and maintained an adequate internal control structure to facilitate the preparation of reliable financial reports, and adequate financial records have been maintained. There are no material transactions that have not been properly recorded in the accounting records underlying the financial report.

We have disclosed to you the results of our assessment of the risk that the financial report may be materially misstated as a result of fraud. We have disclosed to you all information in relation to fraud or suspected fraud that we are aware of and that affects the Fund and involves the Trustees or others.

In instances where the fund uses a custodian, we confirm we have not been advised of any fraud, non-compliance with laws and regulations or uncorrected misstatements that would affect the financial report of the fund.

Information retention obligations have been complied with, including:

- Accounting records and financial reports are being kept for five (5) years,
- Minutes and records of Trustees'/Directors of the corporate trustee meetings are being kept for ten (10) years;
- Records of Trustees'/Directors of the corporate trustees' changes and trustees' consents are being kept for at least ten (10) years;
- Copies of all member or beneficiary reports are being kept for ten (10) years; and
- Trustee declarations in the approved form have been signed and are being kept for each Trustee appointed after 30 June 2007.

7. Fraud, error and non-compliance

There have been no:

- a) Frauds, error or non-compliance with laws and regulations involving management or employees who have a significant role in the internal control structure that could have a material effect on the financial report.
- b) Communications from regulatory agencies concerning non-compliance with, or deficiencies in, financial reporting practices that could have a material effect on the financial report.
- c) Violations or possible violations of laws or regulations whose effects should have been considered for disclosure in the financial report or as a basis for recording an expense.

8. Asset Form and Valuation

The assets of the Fund are being held in a form suitable for the benefit of the Members of the Fund, and are in accordance with our investment strategy.

Investments are carried in the books at their net market value. Such amounts are considered reasonable in light of present circumstances.

We have no plans or intentions that may materially affect the carrying values, or classification, of assets and liabilities.

We have assessed their recoverability and we are comfortable that the fund will be able, if needed, to realise these assets.

There are no commitments, fixed or contingent, for the purchase or sale of long term investments.

9. Safeguarding Assets

We have considered the importance of safeguarding the assets of the fund, and we confirm we have the following procedures in place to achieve this:

- Authorised signatories on bank and investment accounts are regularly reviewed and considered appropriate; and
- Tangible assets are, where appropriate, adequately insured and appropriately stored.

10. Significant Assumptions

We believe that significant assumptions used by us in making accounting estimates are reasonable.

11. Uncorrected misstatements

We believe the effects of those uncorrected financial report misstatements aggregated by the auditor during the audit are immaterial, both individually and in aggregate, to the financial report taken as a whole. If applicable, a summary of such items is attached.

12. Ownership and Pledging of Assets

The Fund has satisfactory title to all assets appearing in the Statement of Financial Position. All investments are registered in the name of the Fund, where possible, and are in the custody of the respective Trustee.

There are no liens or encumbrances on any assets or benefits and no assets, benefits or interests in the Fund have been pledged or assigned to secure liabilities of others.

All assets of the Fund are held separately from the assets of the members, employers and the Trustees. All assets are acquired, maintained and disposed of on an arm's length basis and appropriate action is taken to protect the assets of the Fund.

13. Payment of benefits

Benefits have been calculated and provided to members in accordance with the provisions of the Fund's governing rules and the relevant legislation.

The Trustee has revalued Member/s benefits to market value just prior to paying out a portion or all of a member's account balance.

14. Related Parties

We have disclosed to you the identity of the Fund's related parties and all related party transactions and relationships. Related party transactions and related amounts receivable have been properly recorded or disclosed in the financial report.

[Delete this paragraph if not applicable]

Acquisitions from, loans to, leasing of assets to and investments in related parties have not exceeded the in-house asset restrictions in the SISA at the time of investment, acquisition or at year end.

The Fund has not made any loans or provided financial assistance to members of the Fund or their relatives.

If the Fund owns residential property the members of the Fund or associates or other related parties do not lease, or use the property for personal use.

15. Acquisitions from related parties

No assets have been acquired by the Fund from members or associates or other related parties of the Fund other than those assets specifically exempted by Section 66 of SISA.

16. Borrowings

The Fund has not borrowed money or maintained any borrowings during the period, with the exception of borrowings which were allowable under SISA.

17. Subsequent Events

No events or transactions have occurred since the date of the financial report, or are pending, which would have a significant adverse effect on the Fund's financial position at that date, or which are of such significance in relation to the Fund as to require mention in the notes to the Financial Statements in order to ensure they are not misleading as to the financial position of the Fund or its operations.

18. Outstanding Legal Action

[Delete this paragraph if not applicable]

We confirm that you have been advised of all significant legal matters, and that all known actual or possible litigation and claims have been adequately accounted for, and been appropriately disclosed in the financial report.

There have been no communications from the ATO concerning a contravention of the SISA or SISR which has occurred, is occurring or is about to occur.

19. Going Concern

We confirm we have no knowledge of any event or conditions that would cast significant doubt on the fund's ability to continue as a going concern.

20. Residency

The Trustees declare that the Fund was a resident Australian superannuation fund at all times during the year of income.

21. Investment Returns

Investment returns of the Fund have been allocated to members in a manner that is fair and reasonable.

22. Insurance

Where the Fund has taken out a life insurance policy on behalf of a member, the Trustee confirms that the Fund is the beneficial owner.

The Trustee also confirms that the Fund has not purchased a policy over the life of a member, where the purchase is a condition and consequence of a buy-sell agreement the member has entered into with another individual.

23. Limiting powers of Trustees

The Trustees have not entered into a contract or done anything else, that would prevent the Trustees from, or hinder the Trustees in, properly performing or exercising the Trustees' functions and powers.

24. Collectables and Personal Use Assets

If the Trustees own collectables and/or personal use assets these assets are not being used for personal use.

We understand that your examination was made in accordance with Australian Auditing Standards and applicable Standards on Assurance Engagements and was, therefore, designed primarily for the purpose of expressing an opinion on the financial report of the Fund taken as a whole, and on the compliance of the Fund with specified requirements of SISA and SISR, and that your tests of the financial and compliance records and other auditing procedures were limited to those which you considered necessary for that purpose.

Yours sincerely,

For and on behalf of the Trustee(s)

.....
MALCOLM KELLY
MAJA SUPER PTY LTD
Director
25 July 2019

.....
JAYNE KELLY
MAJA SUPER PTY LTD
Director
25 July 2019

25/07/2019

To the trustee of the
MA & JE KELLY SUPER FUND
55 MOREHEAD AVENUE,
NORMAN PARK
Queensland, 4170

Dear Trustee,

The Objective and Scope of the Audit

You have requested that we audit the MA & JE KELLY SUPER FUND (the Fund):

1. financial report, which comprises the statement of financial position, as at 30/06/2018 and the operating statement for the year then ended and the notes to the financial statements; and
2. compliance during the same period with the requirements of the Superannuation Industry (Supervision) Act 1993 (SISA) and SIS Regulations (SISR) specified in the approved form auditor's report as issued by the ATO, which are sections 17A, 35AE, 35B, 35C(2), 62, 65, 66, 67, 67A, 67B, 82-85, 103, 104, 104A, 105, 109 and 126K of the SISA and regulations 1.06(9A), 4.09, 4.09A, 5.03, 5.08, 6.17, 7.04, 8.02B, 13.12, 13.13, 13.14 and 13.18AA of the SISR.

We are pleased to confirm our acceptance and our understanding of this engagement by means of this letter. Our audit will be conducted pursuant to the SISA with the objective of our expressing an opinion on the financial report and the fund's compliance with the specified requirements of the SISA and SISR.

The Responsibilities of the Auditor

We will conduct our financial audit in accordance with Australian Auditing Standards and our compliance engagement in accordance with applicable Standards on Assurance Engagements, issued by the Auditing and Assurance Standards Board (AUASB). These standards require that we comply with relevant ethical requirements relating to audit and assurance engagements and plan and perform the audit to obtain reasonable assurance whether the financial report is free from material misstatement and that you have complied, in all material respects, with the specified requirements of the SISA and SISR.

The annual audit of the financial reports and records of the Fund must be carried out during and after the end of each year of income. In accordance with section 35C of the SISA, we are required to provide to the trustees of the Fund an auditor's report in the approved form within the prescribed time as set out in the SISR, 28 days after the trustees have provided all documents relevant to the preparation of the auditor's report.

Financial Audit

A financial audit involves performing audit procedures to obtain audit evidence about the amounts and disclosures in the financial report. The procedures selected depend on the auditor's judgement, including the assessment of the risks of material misstatement of the financial report, whether due to fraud or error. A financial audit also includes evaluating the appropriateness of the financial reporting framework, accounting policies used and the reasonableness of accounting estimates made by the trustees, as well as evaluating the overall presentation of the financial report. Due to the test nature and other inherent limitations of an audit, together with the inherent limitations of any accounting and internal control system, there is an unavoidable risk that even some material misstatements may remain undiscovered.

In making our risk assessments, we consider internal controls relevant to the fund's preparation of the financial report in order to design audit procedures that are appropriate in the circumstances, but not for the purpose of expressing an opinion on the effectiveness of the fund's internal controls. However, we expect to provide you with a separate letter concerning any significant deficiencies in the fund's system of accounting and internal controls that come to our attention during the audit of the financial report. This will be in the form of a letter to the Trustee.

Compliance Engagement

A compliance engagement involves performing audit procedures to obtain audit evidence about the fund's compliance with the provisions of the SISA and SISR specified in the ATO's approved form auditor's report.

Our compliance engagement with respect to investments includes determining whether the investments are made for the sole purpose of funding members' retirement, death or disability benefits and whether you have an investment strategy for the fund, which has been reviewed regularly and gives due consideration to risk, return, liquidity, diversification and the insurance needs of members/managers. Our procedures will include testing whether the investments are made for the allowable purposes in accordance with the investment strategy, but not for the purpose of assessing the appropriateness of those investments to the members.

The Responsibilities of the Trustees

We take this opportunity to remind you that it is the responsibility of the trustees to ensure that the fund, at all times, complies with the SISA and SISR as well as any other legislation relevant to the fund. The trustees are also responsible for the preparation and fair presentation of the financial report.

Our auditor's report will explain that the trustees are responsible for the preparation and the fair presentation of the financial report and for determining that the accounting policies used are consistent with the financial reporting requirements of the SMSF's governing rules, comply with the requirements of SISA and SISR and are appropriate to meet the needs of the members. This responsibility includes:

- Establishing and maintaining controls relevant to the preparation of a financial report that is free from misstatement, whether due to fraud or error. The system of accounting and internal control should be adequate in ensuring that all transactions are recorded and that the recorded transactions are valid, accurate, authorised, properly classified and promptly recorded, so as to facilitate the preparation of reliable financial information. This responsibility to maintain adequate internal controls also extends to the Fund's compliance with SIS including any Circulars and Guidelines issued by a relevant regulator to the extent applicable. The internal controls should be sufficient to prevent and/or detect material non-compliance with such legislative requirements.
- Selecting and applying appropriate accounting policies.
- Making accounting estimates that are reasonable in the circumstances; and
- Making available to us all the books of the Funds, including any registers and general documents, minutes and other relevant papers of all Trustee meetings and giving us any information, explanations and assistance we require for the purposes of our audit. Section 35C(2) of SIS requires that Trustees must give to the auditor any document that the auditor requests in writing within 14 days of the request.

As part of our audit process, we will request from the trustees written confirmation concerning representations made to us in connection with the audit.

Our audit report is prepared for the members of the Fund and we disclaim any assumption of responsibility for any reliance on our report, or on the financial report to which it relates, to any person other than the members of the fund, or for any purpose other than that for which it was prepared.

Our audit report should not be used in determining the amount to pay member's benefits. The Trustee should calculate the amount of the benefit payment based on the market value (if applicable) of Fund assets at the date of payment provided this is consistent with the Fund's trust deed, SISA, SISR, or any agreement reached with the member.

Independence

We confirm that, to the best of our knowledge and belief, the engagement team meets the current independence requirements of the SISA and SISR including *APES 110 Code of Ethics for Professional Accountants* in relation to the audit of the Fund. In conducting our financial audit and compliance engagement, should we become aware that we have contravened the independence requirements, we shall notify you on a timely basis.

Report on Matters Identified

Under section 129 of the SISA, we are required to report to you in writing, if during the course of, or in connection with, our audit, we become aware of any contravention of the SISA or SISR which we believe has occurred, is occurring or may occur. Furthermore, you should be aware that we are also required to notify the Australian Taxation Office (ATO) of certain contraventions of the SISA and SISR that we become aware of during the audit, which meet the tests stipulated by the ATO, irrespective of the materiality of the contravention or action taken by the trustees to rectify the matter. Finally, under section 130, we are required to report to you and the ATO if we believe the financial position of the Fund may be, or may be about to become unsatisfactory.

You should not assume that any matters reported to you, or that a report that there are no matters to be communicated, indicates that there are no additional matters, or matters that you should be aware of in meeting your responsibilities. The completed audit report may be provided to you as a signed hard copy or a signed electronic version.

Compliance Program

The conduct of our engagement in accordance with Australian Auditing Standards and applicable Standards on Assurance Engagements means that information acquired by us in the course of our engagement is subject to strict confidentiality requirements. Information will not be disclosed by us to other parties except as required or allowed for by law or professional standards, or with your express consent. Our audit files may, however, be subject to review as part of the compliance program of a professional accounting body or the ATO. We advise you that by signing this letter you acknowledge that, if requested, our audit files relating to this audit will be made available under these programs. Should this occur, we will advise you. The same strict confidentiality requirements apply under these programs as apply to us as your auditor.

Limitation of Liability

As a practitioner/firm participating in a scheme approved under the Professional Services Legislation, our liability may be limited under the scheme.

Fees

We look forward to full co-operation with you/your administrator and we trust that you will make available to us whatever records, documentation and other information are requested in connection with our audit.

Our fees, which will be billed as work progresses, are based on the time required by staff members assigned to the engagement plus out-of-pocket expenses. Individual hourly rates vary according to the degree of responsibility involved and the experience and skills required. Our annual audit fee will be revised and agreed upon each year with the Trustee. Any additional services required, that are outside the scope of this engagement, will be billed on a time basis.

If we are required to respond to requests for information from regulators in relation to our engagement as auditor, the Fund will reimburse us at standard billing rates for our professional time and expenses, including reasonable legal fees, incurred in responding to such requests.

We would appreciate if you could sign and return the attached copy of this letter to indicate that it is in accordance with your understanding of the arrangements for our financial audit and compliance engagement of the Fund.

Yours sincerely

Acknowledged on behalf of the Trustee of the MA & JE KELLY SUPER FUND by:

(Signed)
(dated) / /