

**T W SUPERANNUATION FUND**  
**Operating Statement**

For the year ended 30 June 2019

	Note	2019 \$	2018 \$
<b>Income</b>			
<b>Investment Income</b>			
Dividends Received	8	66,015.61	73,804.10
Interest Received		13.46	13.20
<b>Contribution Income</b>			
Personal Concessional		0.00	20,000.00
Personal Non Concessional		200.00	0.00
<b>Total Income</b>		<u>66,229.07</u>	<u>93,817.30</u>
<b>Expenses</b>			
Accountancy Fees		1,754.50	1,595.00
ATO Supervisory Levy		259.00	259.00
Auditor's Remuneration		550.00	550.00
Actuarial Fee		220.00	220.00
General Expenses		0.00	749.00
Investment Expenses		749.00	330.00
<b>Member Payments</b>			
Pensions Paid		94,897.86	60,500.00
<b>Investment Losses</b>			
Changes in Market Values	9	98,172.91	(88,134.12)
<b>Total Expenses</b>		<u>196,603.27</u>	<u>(23,931.12)</u>
<b>Benefits accrued as a result of operations before income tax</b>			
		<u>(130,374.20)</u>	<u>117,748.42</u>
Income Tax Expense	10	(27,878.85)	3,317.40
<b>Benefits accrued as a result of operations</b>		<u>(102,495.35)</u>	<u>114,431.02</u>

Refer to compilation report

**T W SUPERANNUATION FUND**  
**Detailed Operating Statement**

For the year ended 30 June 2019

	2019	2018
	\$	\$
<b>Income</b>		
<b>Investment Income</b>		
Dividends Received		
Alumina Limited	3,757.09	0.00
Bendigo And Adelaide Bank Limited	10,353.00	10,635.86
Elders Limited	270.00	3,567.85
Genworth Mortgage Insurance Australia Limited	420.00	342.86
loof Holdings Limited	6,524.70	9,036.52
National Australia Bank Limited	23,787.72	28,325.32
Platinum Asset Management Limited	3,484.06	5,320.49
Qantas Airways Limited	0.00	70.00
Seven West Media Limited	0.00	714.29
Wagners Holding Company Limited	228.00	0.00
Westpac Banking Corporation	15,792.00	15,040.00
Woodside Petroleum Ltd	1,399.04	750.91
	<u>66,015.61</u>	<u>73,804.10</u>
Interest Received		
CBA Bank #0842	13.46	13.20
	<u>13.46</u>	<u>13.20</u>
<b>Contribution Income</b>		
Personal Contributions - Concessional		
Bruce Anthony Boddice	0.00	20,000.00
	<u>0.00</u>	<u>20,000.00</u>
Personal Contributions - Non Concessional		
Bruce Anthony Boddice	200.00	0.00
	<u>200.00</u>	<u>0.00</u>
<b>Total Income</b>	<u>66,229.07</u>	<u>93,817.30</u>
<b>Expenses</b>		
Accountancy Fees	1,754.50	1,595.00
Actuarial Fee	220.00	220.00
ATO Supervisory Levy	259.00	259.00
Auditor's Remuneration	550.00	550.00
General Expenses	0.00	749.00
	<u>2,783.50</u>	<u>3,373.00</u>
Investment Expenses		
Central Petroleum Limited	0.00	330.00
Investment Expenses	749.00	0.00
	<u>749.00</u>	<u>330.00</u>
<b>Member Payments</b>		
Pensions Paid		
Boddice, Bruce Anthony - Pension (BB_ABP_001)	89,497.86	42,100.00
Boddice, Gayle Florence - Pension (GB_ABP_001)	5,400.00	18,400.00
	<u>94,897.86</u>	<u>60,500.00</u>
<b>Investment Losses</b>		
Realised Movements in Market Value		
Shares in Listed Companies (Australian)		
Bendigo And Adelaide Bank Limited	2,479.35	0.00

Refer to compilation report

**T W SUPERANNUATION FUND**

**Detailed Operating Statement**

For the year ended 30 June 2019

	<b>2019</b>	<b>2018</b>
	<b>\$</b>	<b>\$</b>
Elders Limited	(13,043.20)	(53,060.24)
Megaport Limited	(10,841.50)	0.00
Qantas Airways Limited	0.00	(1,943.15)
Santos Limited	0.00	(13,058.20)
Seven West Media Limited	0.00	(1,867.84)
	<u>(21,405.35)</u>	<u>(69,929.43)</u>
Shares in Listed Companies (Overseas)		
Igas Energy	430.30	0.00
	<u>430.30</u>	<u>0.00</u>
Units in Listed Unit Trusts (Australian)		
Murray Goulburn	0.00	1,174.24
	<u>0.00</u>	<u>1,174.24</u>
Unrealised Movements in Market Value		
Shares in Listed Companies (Australian)		
Alumina Limited	5,640.00	(2,388.37)
Ardent Leisure Group Limited	1,629.95	0.00
Bapcor Limited	617.95	0.00
Bendigo And Adelaide Bank Limited	(8,976.44)	(583.00)
Blue Energy Limited	376.00	(96.00)
Central Petroleum Limited	3,019.14	(4,418.62)
Elders Limited	21,583.10	16,950.60
Genworth Mortgage Insurance Australia Limited	(480.00)	1,179.95
Iloof Holdings Limited	47,474.96	11,072.28
KGL Resources Limited	122.22	(111.30)
Megaport Limited	720.05	(720.05)
Mesoblast Limited	289.95	0.00
Mortgage Choice Limited	949.90	0.00
National Australia Bank Limited	7,859.61	24,299.18
Pact Group Holdings Ltd	(222.05)	0.00
Platinum Asset Management Limited	10,932.74	(13,575.82)
Qantas Airways Limited	0.00	1,588.10
Santos Limited	0.00	(44,989.78)
Seven West Media Limited	0.00	(727.21)
Superloop Limited	11,760.00	(2,850.10)
Toro Energy Limited	1,527.00	175.66
Wagners Holding Company Limited	10,200.00	(1,970.05)
Westpac Banking Corporation	5,264.00	6,776.00
Woodside Petroleum Ltd	(801.14)	(2,217.05)
	<u>119,486.94</u>	<u>(12,605.58)</u>
Shares in Listed Companies (Overseas)		
Igas Energy	(338.98)	(29.51)
	<u>(338.98)</u>	<u>(29.51)</u>
Units in Listed Unit Trusts (Australian)		
Murray Goulburn	0.00	(1,854.29)
	<u>0.00</u>	<u>(1,854.29)</u>
Other Investment Gains/Losses	0.00	(4,889.55)
<b>Changes in Market Values</b>	<u>98,172.91</u>	<u>(88,134.12)</u>
<b>Total Expenses</b>	<u>196,603.27</u>	<u>(23,931.12)</u>

Refer to compilation report

T W SUPERANNUATION FUND

# Detailed Operating Statement

For the year ended 30 June 2019

---

	2019	2018
	\$	\$
<b>Benefits accrued as a result of operations before income tax</b>	<u>(130,374.20)</u>	<u>117,748.42</u>
<b>Income Tax Expense</b>		
Income Tax Expense	(27,878.85)	3,317.40
<b>Total Income Tax</b>	<u>(27,878.85)</u>	<u>3,317.40</u>
<b>Benefits accrued as a result of operations</b>	<u>(102,495.35)</u>	<u>114,431.02</u>

*Refer to compilation report*

T W SUPERANNUATION FUND  
**Statement of Financial Position**

As at 30 June 2019

	Note	2019 \$	2018 \$
<b>Assets</b>			
<b>Investments</b>			
Shares in Listed Companies (Australian)	2	922,928.36	1,033,999.58
Shares in Listed Companies (Overseas)	3	0.00	91.32
<b>Total Investments</b>		<u>922,928.36</u>	<u>1,034,090.90</u>
<b>Other Assets</b>			
Sundry Debtors		0.00	5,000.00
CBA Bank #0842		9,390.56	6,356.77
Income Tax Refundable		27,878.89	18,765.44
<b>Total Other Assets</b>		<u>37,269.45</u>	<u>30,122.21</u>
<b>Total Assets</b>		<u>960,197.81</u>	<u>1,064,213.11</u>
Less:			
<b>Liabilities</b>			
Sundry Creditors		0.00	1,519.95
<b>Total Liabilities</b>		<u>0.00</u>	<u>1,519.95</u>
<b>Net assets available to pay benefits</b>		<u>960,197.81</u>	<u>1,062,693.16</u>
Represented by:			
<b>Liability for accrued benefits allocated to members' accounts</b>	5, 6		
Boddice, Bruce Anthony - Accumulation		28,032.19	28,455.45
Boddice, Bruce Anthony - Pension (BB_ABP_001)		833,053.89	928,977.99
Boddice, Gayle Florence - Pension (GB_ABP_001)		99,111.73	105,259.72
<b>Total Liability for accrued benefits allocated to members' accounts</b>		<u>960,197.81</u>	<u>1,062,693.16</u>

Refer to compilation report

## Detailed Statement of Financial Position

As at 30 June 2019

	Note	2019 \$	2018 \$
<b>Assets</b>			
<b>Investments</b>			
Shares in Listed Companies (Australian)	2		
Westpac Banking Corporation		158,816.00	164,080.00
Platinum Asset Management Limited		58,267.90	69,200.64
Genworth Mortgage Insurance Australia Limited		5,620.00	5,140.00
Central Petroleum Limited		38,869.88	38,849.12
Alumina Limited		27,960.00	33,600.00
Ardent Leisure Group Limited		10,500.00	0.00
Mesoblast Limited		8,850.00	0.00
KGL Resources Limited		488.88	611.10
Bapcor Limited		15,624.00	0.00
Toro Energy Limited		5,756.66	2,283.66
Woodside Petroleum Ltd		36,360.00	24,822.00
Mortgage Choice Limited		17,440.00	0.00
Bendigo And Adelaide Bank Limited		107,578.20	160,323.60
Elders Limited		0.00	33,840.00
Blue Energy Limited		352.00	728.00
Megaport Limited		0.00	11,850.00
Superloop Limited		18,480.00	30,240.00
loof Holdings Limited		64,252.76	111,727.72
Wagners Holding Company Limited		7,200.00	17,400.00
National Australia Bank Limited		334,374.08	329,303.74
Pact Group Holdings Ltd		6,138.00	0.00
Shares in Listed Companies (Overseas)	3		
Igas Energy		0.00	91.32
<b>Total Investments</b>		<u>922,928.36</u>	<u>1,034,090.90</u>
<b>Other Assets</b>			
Bank Accounts	4		
CBA Bank #0842		9,390.56	6,356.77
Sundry Debtors		0.00	5,000.00
Income Tax Refundable		27,878.89	18,765.44
<b>Total Other Assets</b>		<u>37,269.45</u>	<u>30,122.21</u>
<b>Total Assets</b>		<u>960,197.81</u>	<u>1,064,213.11</u>
Less:			
<b>Liabilities</b>			
Sundry Creditors		0.00	1,519.95
<b>Total Liabilities</b>		<u>0.00</u>	<u>1,519.95</u>

Refer to compilation report

T W SUPERANNUATION FUND

# Detailed Statement of Financial Position

As at 30 June 2019

	Note	2019 \$	2018 \$
<b>Net assets available to pay benefits</b>		<u>960,197.81</u>	<u>1,062,693.16</u>
Represented By :			
<b>Liability for accrued benefits allocated to members' accounts</b>	5, 6		
Boddice, Bruce Anthony - Accumulation		28,032.19	28,455.45
Boddice, Bruce Anthony - Pension (BB_ABP_001)		833,053.89	928,977.99
Boddice, Gayle Florence - Pension (GB_ABP_001)		99,111.73	105,259.72
<b>Total Liability for accrued benefits allocated to members' accounts</b>		<u>960,197.81</u>	<u>1,062,693.16</u>

*Refer to compilation report*

# T W SUPERANNUATION FUND

## General Ledger

For The Period 01 July 2018 - 30 June 2019

Transaction Date	Description	Units	Debit	Credit	Balance \$
<b>Dividends Received (23900)</b>					
<u>Alumina Limited (AWC.AX)</u>					
20/09/2018	alumina [System Matched Income Data]			1,405.13	1,405.13 CR
14/03/2019	alumina [System Matched Income Data]			2,351.96	3,757.09 CR
				<b>3,757.09</b>	<b>3,757.09 CR</b>
<u>Bendigo And Adelaide Bank Limited (BEN.AX)</u>					
28/09/2018	credit [System Matched Income Data]			5,176.50	5,176.50 CR
29/03/2019	bendigo [System Matched Income Data]			5,176.50	10,353.00 CR
				<b>10,353.00</b>	<b>10,353.00 CR</b>
<u>Elders Limited (ELD.AX)</u>					
14/12/2018	elders [System Matched Income Data]			270.00	270.00 CR
				<b>270.00</b>	<b>270.00 CR</b>
<u>Genworth Mortgage Insurance Australia Limited (GMA.AX)</u>					
30/08/2018	gma [System Matched Income Data]			240.00	240.00 CR
18/03/2019	gma [System Matched Income Data]			180.00	420.00 CR
				<b>420.00</b>	<b>420.00 CR</b>
<u>ioof Holdings Limited (IFL.AX)</u>					
04/09/2018	ioof [System Matched Income Data]			3,355.56	3,355.56 CR
15/03/2019	ioof [System Matched Income Data]			3,169.14	6,524.70 CR
				<b>6,524.70</b>	<b>6,524.70 CR</b>
<u>National Australia Bank Limited (NAB.AX)</u>					
05/07/2018	nab [System Matched Income Data]			11,893.86	11,893.86 CR
14/12/2018	nab [System Matched Income Data]			11,893.86	23,787.72 CR
				<b>23,787.72</b>	<b>23,787.72 CR</b>
<u>Platinum Asset Management Limited (PTM.AX)</u>					
21/09/2018	ptm [System Matched Income Data]			1,922.24	1,922.24 CR
18/03/2019	ptm [System Matched Income Data]			1,561.82	3,484.06 CR
				<b>3,484.06</b>	<b>3,484.06 CR</b>
<u>Westpac Banking Corporation (WBC.AX)</u>					
04/07/2018	wbc [System Matched Income Data]			5,264.00	5,264.00 CR
20/12/2018	wbc [System Matched Income Data]			5,264.00	10,528.00 CR
24/06/2019	wbc [System Matched Income Data]			5,264.00	15,792.00 CR
				<b>15,792.00</b>	<b>15,792.00 CR</b>
<u>Wagners Holding Company Limited (WGN.AX)</u>					
16/10/2018	wgn [System Matched Income Data]			140.00	140.00 CR
16/04/2019	wgn [System Matched Income Data]			88.00	228.00 CR
				<b>228.00</b>	<b>228.00 CR</b>
<u>Woodside Petroleum Ltd (WPL.AX)</u>					
20/09/2018	woodside [System Matched Income Data]			509.62	509.62 CR
20/03/2019	woodside [System Matched Income Data]			889.42	1,399.04 CR
				<b>1,399.04</b>	<b>1,399.04 CR</b>



T W SUPERANNUATION FUND

General Ledger

For The Period 01 July 2018 - 30 June 2019

Transaction Date	Description	Units	Debit	Credit	Balance \$
<b>Contributions (24200)</b>					
(Contributions) Boddice, Bruce Anthony - Accumulation (BODBRU00001A)					
22/11/2018	tony contribution			200.00	200.00 CR
				<b>200.00</b>	<b>200.00 CR</b>
<b>Changes in Market Values of Investments (24700)</b>					
<u>Changes in Market Values of Investments (24700)</u>					
01/07/2018	to write off IGAS shares as \$3.10 was paid into bank account for sale of shares but client could not provide any details at that stage. Coded as interest in 2018 (IGAS.L)		430.30		430.30 DR
01/07/2018	Unrealised Gain writeback as at 01/07/2018 (IGAS.L)			338.98	91.32 DR
31/08/2018	commsec (ELD.AX)			2,718.15	2,626.83 CR
31/08/2018	Unrealised Gain writeback as at 31/08/2018 (ELD.AX)		5,395.78		2,768.95 DR
01/03/2019	commsec (ELD.AX)			10,325.05	7,556.10 CR
01/03/2019	Unrealised Gain writeback as at 01/03/2019 (ELD.AX)		16,187.32		8,631.22 DR
03/05/2019	commsec (CTP.AX)		2,229.89		10,861.11 DR
03/05/2019	Unrealised Gain writeback as at 03/05/2019 (BEN.AX)		949.65		11,810.76 DR
24/05/2019	commsec (MP1.AX)			10,841.50	969.26 DR
24/05/2019	Unrealised Gain writeback as at 24/05/2019 (MP1.AX)		720.05		1,689.31 DR
29/05/2019	commsec (WPL.AX)		249.46		1,938.77 DR
29/05/2019	Unrealised Gain writeback as at 29/05/2019 (BEN.AX)		2,532.39		4,471.16 DR
30/06/2019	Revaluation - 28/06/2019 @ \$0.135000 (System Price) - 287,925.000000 Units on hand (CTP.AX)		3,019.14		7,490.30 DR
30/06/2019	Revaluation - 28/06/2019 @ \$36.360000 (System Price) - 1,000.000000 Units on hand (WPL.AX)			801.14	6,689.16 DR
30/06/2019	Revaluation - 28/06/2019 @ \$2.810000 (System Price) - 2,000.000000 Units on hand (GMA.AX)			480.00	6,209.16 DR
30/06/2019	Revaluation - 28/06/2019 @ \$5.170000 (System Price) - 12,428.000000 Units on hand (IFL.AX)		47,474.96		53,684.12 DR
30/06/2019	Revaluation - 28/06/2019 @ \$1.050000 (System Price) - 10,000.000000 Units on hand (ALG.AX)		1,629.95		55,314.07 DR
30/06/2019	Revaluation - 28/06/2019 @ \$0.280000 (System Price) - 1,746.000000 Units on hand (KGL.AX)		122.22		55,436.29 DR
30/06/2019	Revaluation - 28/06/2019 @ \$1.475000 (System Price) - 6,000.000000 Units on hand (MSB.AX)		289.95		55,726.24 DR
30/06/2019	Revaluation - 28/06/2019 @ \$1.540000 (System Price) - 12,000.000000 Units on hand (SLC.AX)		11,760.00		67,486.24 DR
30/06/2019	Revaluation - 28/06/2019 @ \$5.580000 (System Price) -		617.95		68,104.19 DR

**T W SUPERANNUATION FUND**

**General Ledger**

For The Period 01 July 2018 - 30 June 2019

Transaction Date	Description	Units	Debit	Credit	Balance \$
	2,800.000000 Units on hand (BAP.AX)				
30/06/2019	Revaluation - 28/06/2019 @ \$0.020000 (System Price) - 287,833.000000 Units on hand (TOE.AX)		1,527.00		69,631.19 DR
30/06/2019	Revaluation - 28/06/2019 @ \$26.720000 (System Price) - 12,514.000000 Units on hand (NAB.AX)		7,859.61		77,490.80 DR
30/06/2019	Revaluation - 28/06/2019 @ \$2.790000 (System Price) - 2,200.000000 Units on hand (PGH.AX)			222.05	77,268.75 DR
30/06/2019	Revaluation - 28/06/2019 @ \$4.850000 (System Price) - 12,014.000000 Units on hand (PTM.AX)		10,932.74		88,201.49 DR
30/06/2019	Revaluation - 28/06/2019 @ \$1.800000 (System Price) - 4,000.000000 Units on hand (WGN.AX)		10,200.00		98,401.49 DR
30/06/2019	Revaluation - 28/06/2019 @ \$11.580000 (System Price) - 9,290.000000 Units on hand (BEN.AX)			12,458.48	85,943.01 DR
30/06/2019	Revaluation - 28/06/2019 @ \$2.330000 (System Price) - 12,000.000000 Units on hand (AWC.AX)		5,640.00		91,583.01 DR
30/06/2019	Revaluation - 30/06/2019 @ \$0.044000 (Custom) - 8,000.000000 Units on hand (BUL.AX)		376.00		91,959.01 DR
30/06/2019	Revaluation - 28/06/2019 @ \$28.360000 (System Price) - 5,600.000000 Units on hand (WBC.AX)		5,264.00		97,223.01 DR
30/06/2019	Revaluation - 28/06/2019 @ \$1.090000 (System Price) - 16,000.000000 Units on hand (MOC.AX)		949.90		98,172.91 DR
			<b>136,358.26</b>	<b>38,185.35</b>	<b>98,172.91 DR</b>
<b>Interest Received (25000)</b>					
<u>CBA Bank #0842 (CBA0842)</u>					
01/07/2018	interest			8.94	8.94 CR
01/10/2018	interest			1.17	10.11 CR
01/01/2019	interest			0.87	10.98 CR
01/04/2019	interest			2.48	13.46 CR
				<b>13.46</b>	<b>13.46 CR</b>
<b>Accountancy Fees (30100)</b>					
<u>Accountancy Fees (30100)</u>					
23/09/2018	cleave		1,754.50		1,754.50 DR
			<b>1,754.50</b>		<b>1,754.50 DR</b>
<b>ATO Supervisory Levy (30400)</b>					
<u>ATO Supervisory Levy (30400)</u>					
29/09/2018	ato		259.00		259.00 DR
			<b>259.00</b>		<b>259.00 DR</b>
<b>Auditor's Remuneration (30700)</b>					

T W SUPERANNUATION FUND

General Ledger

For The Period 01 July 2018 - 30 June 2019

Transaction Date	Description	Units	Debit	Credit	Balance \$
<b>Auditor's Remuneration (30700)</b>					
23/09/2018	cleave		550.00		550.00 DR
			<b>550.00</b>		<b>550.00 DR</b>
<b>Actuarial Fee (31000)</b>					
<u>Actuarial Fee (31000)</u>					
23/09/2018	cleave		220.00		220.00 DR
			<b>220.00</b>		<b>220.00 DR</b>
<b>Investment Expenses (37500)</b>					
<u>Investment Expenses (999)</u>					
07/12/2018	morningstar		749.00		749.00 DR
			<b>749.00</b>		<b>749.00 DR</b>
<b>Pensions Paid (41600)</b>					
<u>(Pensions Paid) Boddice, Bruce Anthony - Pension (BB_ABP_001) (BODBRU00002P)</u>					
08/07/2018	pension		17,157.86		17,157.86 DR
14/07/2018	gayle pension		2,500.00		19,657.86 DR
01/09/2018	pension		5,000.00		24,657.86 DR
04/09/2018	pension		5,000.00		29,657.86 DR
30/09/2018	pension		20,000.00		49,657.86 DR
15/12/2018	tony pension		12,000.00		61,657.86 DR
22/12/2018	tony pension		5,000.00		66,657.86 DR
15/01/2019	gayle pension		600.00		67,257.86 DR
14/03/2019	tony pension		2,350.00		69,607.86 DR
16/03/2019	tony pension		1,750.00		71,357.86 DR
16/03/2019	gayle pension		1,400.00		72,757.86 DR
18/03/2019	tony pension		1,780.00		74,537.86 DR
29/03/2019	tony pension		5,000.00		79,537.86 DR
15/04/2019	gayle pension		1,200.00		80,737.86 DR
12/05/2019	tony pension		1,000.00		81,737.86 DR
17/06/2019	gayle pension		2,500.00		84,237.86 DR
24/06/2019	tony pension		5,260.00		89,497.86 DR
			<b>89,497.86</b>		<b>89,497.86 DR</b>
<u>(Pensions Paid) Boddice, Gayle Florence - Pension (GB_ABP_001) (BODGAY00001P)</u>					
02/10/2018	gayle pension		500.00		500.00 DR
10/10/2018	gayle pension		2,400.00		2,900.00 DR
13/11/2018	gayle pension		2,500.00		5,400.00 DR
			<b>5,400.00</b>		<b>5,400.00 DR</b>
<b>Income Tax Expense (48500)</b>					
<u>Income Tax Expense (48500)</u>					
30/06/2019	Create Entries - Franking Credits Adjustment - 30/06/2019			28,292.40	28,292.40 CR
30/06/2019	Create Entries - Income Tax Expense - 30/06/2019		413.55		27,878.85 CR
			<b>413.55</b>	<b>28,292.40</b>	<b>27,878.85 CR</b>
<b>Profit/Loss Allocation Account (49000)</b>					
<u>Profit/Loss Allocation Account (49000)</u>					
08/07/2018	System Member Journals			17,157.86	17,157.86 CR

**T W SUPERANNUATION FUND**

**General Ledger**

For The Period 01 July 2018 - 30 June 2019

Transaction Date	Description	Units	Debit	Credit	Balance \$
14/07/2018	System Member Journals			2,500.00	19,657.86 CR
01/09/2018	System Member Journals			5,000.00	24,657.86 CR
04/09/2018	System Member Journals			5,000.00	29,657.86 CR
30/09/2018	System Member Journals			20,000.00	49,657.86 CR
02/10/2018	System Member Journals			500.00	50,157.86 CR
10/10/2018	System Member Journals			2,400.00	52,557.86 CR
13/11/2018	System Member Journals			2,500.00	55,057.86 CR
22/11/2018	System Member Journals		200.00		54,857.86 CR
15/12/2018	System Member Journals			12,000.00	66,857.86 CR
22/12/2018	System Member Journals			5,000.00	71,857.86 CR
15/01/2019	System Member Journals			600.00	72,457.86 CR
14/03/2019	System Member Journals			2,350.00	74,807.86 CR
16/03/2019	System Member Journals			1,750.00	76,557.86 CR
16/03/2019	System Member Journals			1,400.00	77,957.86 CR
18/03/2019	System Member Journals			1,780.00	79,737.86 CR
29/03/2019	System Member Journals			5,000.00	84,737.86 CR
15/04/2019	System Member Journals			1,200.00	85,937.86 CR
12/05/2019	System Member Journals			1,000.00	86,937.86 CR
17/06/2019	System Member Journals			2,500.00	89,437.86 CR
24/06/2019	System Member Journals			5,260.00	94,697.86 CR
30/06/2019	Create Entries - Profit/Loss Allocation - 30/06/2019			209.71	94,907.57 CR
30/06/2019	Create Entries - Profit/Loss Allocation - 30/06/2019			6,426.24	101,333.81 CR
30/06/2019	Create Entries - Profit/Loss Allocation - 30/06/2019			747.99	102,081.80 CR
30/06/2019	Create Entries - Income Tax Expense Allocation - 30/06/2019			413.55	102,495.35 CR
			<b>200.00</b>	<b>102,695.35</b>	<b>102,495.35 CR</b>

**Opening Balance (50010)**

(Opening Balance) Boddice, Bruce Anthony - Accumulation (BODBRU00001A)

01/07/2018	Opening Balance				28,455.45 CR
01/07/2018	Fund Ledger Balance Forward at		10.00		28,445.45 CR
01/07/2018	Fund Ledger Balance Forward at			10.00	28,455.45 CR
			<b>10.00</b>	<b>10.00</b>	<b>28,455.45 CR</b>

(Opening Balance) Boddice, Bruce Anthony - Pension (BB\_ABP\_001) (BODBRU00002P)

01/07/2018	Opening Balance				928,977.99 CR
					<b>928,977.99 CR</b>

(Opening Balance) Boddice, Gayle Florence - Pension (GB\_ABP\_001) (BODGAY00001P)

01/07/2018	Opening Balance				105,259.72 CR
					<b>105,259.72 CR</b>

**Contributions (52420)**

(Contributions) Boddice, Bruce Anthony - Accumulation (BODBRU00001A)

22/11/2018	System Member Journals			200.00	200.00 CR
				<b>200.00</b>	<b>200.00 CR</b>

**Share of Profit/(Loss) (53100)**

(Share of Profit/(Loss)) Boddice, Bruce Anthony - Accumulation (BODBRU00001A)

30/06/2019	Create Entries - Profit/Loss		209.71		209.71 DR
------------	------------------------------	--	--------	--	-----------

**T W SUPERANNUATION FUND**

**General Ledger**

For The Period 01 July 2018 - 30 June 2019

Transaction Date	Description	Units	Debit	Credit	Balance \$
	Allocation - 30/06/2019				
			<b>209.71</b>		<b>209.71 DR</b>
	<u>(Share of Profit/(Loss)) Boddice, Bruce Anthony - Pension (BB ABP_001) (BODBRU00002P)</u>				
30/06/2019	Create Entries - Profit/Loss Allocation - 30/06/2019		6,426.24		6,426.24 DR
			<b>6,426.24</b>		<b>6,426.24 DR</b>
	<u>(Share of Profit/(Loss)) Boddice, Gayle Florence - Pension (GB ABP_001) (BODGAY00001P)</u>				
30/06/2019	Create Entries - Profit/Loss Allocation - 30/06/2019		747.99		747.99 DR
			<b>747.99</b>		<b>747.99 DR</b>
	<b>Income Tax (53330)</b>				
	<u>(Income Tax) Boddice, Bruce Anthony - Accumulation (BODBRU00001A)</u>				
30/06/2019	Create Entries - Income Tax Expense Allocation - 30/06/2019		413.55		413.55 DR
			<b>413.55</b>		<b>413.55 DR</b>
	<b>Pensions Paid (54160)</b>				
	<u>(Pensions Paid) Boddice, Bruce Anthony - Pension (BB ABP_001) (BODBRU00002P)</u>				
08/07/2018	System Member Journals		17,157.86		17,157.86 DR
14/07/2018	System Member Journals		2,500.00		19,657.86 DR
01/09/2018	System Member Journals		5,000.00		24,657.86 DR
04/09/2018	System Member Journals		5,000.00		29,657.86 DR
30/09/2018	System Member Journals		20,000.00		49,657.86 DR
15/12/2018	System Member Journals		12,000.00		61,657.86 DR
22/12/2018	System Member Journals		5,000.00		66,657.86 DR
15/01/2019	System Member Journals		600.00		67,257.86 DR
14/03/2019	System Member Journals		2,350.00		69,607.86 DR
16/03/2019	System Member Journals		1,750.00		71,357.86 DR
16/03/2019	System Member Journals		1,400.00		72,757.86 DR
18/03/2019	System Member Journals		1,780.00		74,537.86 DR
29/03/2019	System Member Journals		5,000.00		79,537.86 DR
15/04/2019	System Member Journals		1,200.00		80,737.86 DR
12/05/2019	System Member Journals		1,000.00		81,737.86 DR
17/06/2019	System Member Journals		2,500.00		84,237.86 DR
24/06/2019	System Member Journals		5,260.00		89,497.86 DR
			<b>89,497.86</b>		<b>89,497.86 DR</b>
	<u>(Pensions Paid) Boddice, Gayle Florence - Pension (GB ABP_001) (BODGAY00001P)</u>				
02/10/2018	System Member Journals		500.00		500.00 DR
10/10/2018	System Member Journals		2,400.00		2,900.00 DR
13/11/2018	System Member Journals		2,500.00		5,400.00 DR
			<b>5,400.00</b>		<b>5,400.00 DR</b>
	<b>Bank Accounts (60400)</b>				
	<u>CBA Bank #0842 (CBA0842)</u>				
01/07/2018	Opening Balance				6,356.77 DR
01/07/2018	interest		8.94		6,365.71 DR
01/07/2018	to write off IGAS shares as \$3.10 was paid into bank account for sale of shares but client could not provide any details at that stage. Coded as interest in 2018				6,365.71 DR

**T W SUPERANNUATION FUND**

**General Ledger**

For The Period 01 July 2018 - 30 June 2019

Transaction Date	Description	Units	Debit	Credit	Balance \$
02/07/2018	commsec			1,519.95	4,845.76 DR
04/07/2018	wbc [System Matched Income Data]		5,264.00		10,109.76 DR
05/07/2018	nab [System Matched Income Data]		11,893.86		22,003.62 DR
08/07/2018	pension			17,157.86	4,845.76 DR
14/07/2018	gayle pension			2,500.00	2,345.76 DR
01/08/2018	commsec			1,519.95	825.81 DR
30/08/2018	gma [System Matched Income Data]		240.00		1,065.81 DR
31/08/2018	commsec		6,580.05		7,645.86 DR
01/09/2018	pension			5,000.00	2,645.86 DR
04/09/2018	ioof [System Matched Income Data]		3,355.56		6,001.42 DR
04/09/2018	pension			5,000.00	1,001.42 DR
20/09/2018	woodside [System Matched Income Data]		509.62		1,511.04 DR
20/09/2018	alumina [System Matched Income Data]		1,405.13		2,916.17 DR
21/09/2018	ptm [System Matched Income Data]		1,922.24		4,838.41 DR
23/09/2018	cleave			2,524.50	2,313.91 DR
28/09/2018	credit [System Matched Income Data]		5,176.50		7,490.41 DR
29/09/2018	ato		18,506.40		25,996.81 DR
30/09/2018	pension			20,000.00	5,996.81 DR
01/10/2018	interest		1.17		5,997.98 DR
02/10/2018	gayle pension			500.00	5,497.98 DR
10/10/2018	gayle pension			2,400.00	3,097.98 DR
16/10/2018	wgn [System Matched Income Data]		140.00		3,237.98 DR
13/11/2018	gayle pension			2,500.00	737.98 DR
22/11/2018	tony contribution		200.00		937.98 DR
07/12/2018	morningstar			749.00	188.98 DR
14/12/2018	nab [System Matched Income Data]		11,893.86		12,082.84 DR
14/12/2018	elders [System Matched Income Data]		270.00		12,352.84 DR
15/12/2018	tony pension			12,000.00	352.84 DR
20/12/2018	wbc [System Matched Income Data]		5,264.00		5,616.84 DR
22/12/2018	tony pension			5,000.00	616.84 DR
01/01/2019	interest		0.87		617.71 DR
15/01/2019	gayle pension			600.00	17.71 DR
01/03/2019	commsec		18,720.05		18,737.76 DR
14/03/2019	alumina [System Matched Income Data]		2,351.96		21,089.72 DR
14/03/2019	tony pension			2,350.00	18,739.72 DR
15/03/2019	ioof [System Matched Income Data]		3,169.14		21,908.86 DR
16/03/2019	gayle pension			1,400.00	20,508.86 DR
16/03/2019	tony pension			1,750.00	18,758.86 DR
18/03/2019	gma [System Matched Income Data]		180.00		18,938.86 DR
18/03/2019	ptm [System Matched Income Data]		1,561.82		20,500.68 DR
18/03/2019	tony pension			1,780.00	18,720.68 DR
20/03/2019	woodside [System Matched Income Data]		889.42		19,610.10 DR
29/03/2019	bendigo [System Matched Income Data]		5,176.50		24,786.60 DR
29/03/2019	tony pension			5,000.00	19,786.60 DR

T W SUPERANNUATION FUND

General Ledger

For The Period 01 July 2018 - 30 June 2019

Transaction Date	Description	Units	Debit	Credit	Balance \$
01/04/2019	interest		2.48		19,789.08 DR
08/04/2019	commsec			18,479.95	1,309.13 DR
15/04/2019	gayle pension			1,200.00	109.13 DR
16/04/2019	wgn [System Matched Income Data]		88.00		197.13 DR
03/05/2019	commsec		1,045.15		1,242.28 DR
12/05/2019	tony pension			1,000.00	242.28 DR
24/05/2019	commsec		2,743.60		2,985.88 DR
29/05/2019	commsec		33,010.58		35,996.46 DR
05/06/2019	commsec			24,109.90	11,886.56 DR
17/06/2019	gayle pension			2,500.00	9,386.56 DR
24/06/2019	wbc [System Matched Income Data]		5,264.00		14,650.56 DR
24/06/2019	tony pension			5,260.00	9,390.56 DR
			<b>146,834.90</b>	<b>143,801.11</b>	<b>9,390.56 DR</b>
<b>Sundry Debtors (68000)</b>					
<u>Sundry Debtors (68000)</u>					
01/07/2018	Opening Balance				5,000.00 DR
30/06/2019	to take up issue of Toro shares 6/7/2018			5,000.00	0.00 DR
				<b>5,000.00</b>	<b>0.00 DR</b>
<b>Shares in Listed Companies (Australian) (77600)</b>					
<u>Ardent Leisure Group Limited (ALG.AX)</u>					
05/06/2019	commsec	10,000.00	12,129.95		12,129.95 DR
30/06/2019	Revaluation - 28/06/2019 @ \$1.050000 (System Price) - 10,000.000000 Units on hand			1,629.95	10,500.00 DR
		<b>10,000.00</b>	<b>12,129.95</b>	<b>1,629.95</b>	<b>10,500.00 DR</b>
<u>Alumina Limited (AWC.AX)</u>					
01/07/2018	Opening Balance	12,000.00			33,600.00 DR
30/06/2019	Revaluation - 28/06/2019 @ \$2.330000 (System Price) - 12,000.000000 Units on hand			5,640.00	27,960.00 DR
		<b>12,000.00</b>		<b>5,640.00</b>	<b>27,960.00 DR</b>
<u>Bapcor Limited (BAP.AX)</u>					
24/05/2019	commsec	2,800.00	16,241.95		16,241.95 DR
30/06/2019	Revaluation - 28/06/2019 @ \$5.580000 (System Price) - 2,800.000000 Units on hand			617.95	15,624.00 DR
		<b>2,800.00</b>	<b>16,241.95</b>	<b>617.95</b>	<b>15,624.00 DR</b>
<u>Bendigo And Adelaide Bank Limited (BEN.AX)</u>					
01/07/2018	Opening Balance	14,790.00			160,323.60 DR
03/05/2019	commsec	(1,500.00)		17,724.94	142,598.66 DR
03/05/2019	Unrealised Gain writeback as at 03/05/2019			949.65	141,649.01 DR
29/05/2019	commsec	(4,000.00)		43,996.90	97,652.11 DR
29/05/2019	Unrealised Gain writeback as at 29/05/2019			2,532.39	95,119.72 DR
30/06/2019	Revaluation - 28/06/2019 @ \$11.580000 (System Price) - 9,290.000000 Units on hand		12,458.48		107,578.20 DR
		<b>9,290.00</b>	<b>12,458.48</b>	<b>65,203.88</b>	<b>107,578.20 DR</b>
<u>Blue Energy Limited (BUL.AX)</u>					

T W SUPERANNUATION FUND

General Ledger

For The Period 01 July 2018 - 30 June 2019

Transaction Date	Description	Units	Debit	Credit	Balance \$
01/07/2018	Opening Balance	8,000.00			728.00 DR
30/06/2019	Revaluation - 30/06/2019 @ \$0.044000 (Custom) - 8,000.000000 Units on hand			376.00	352.00 DR
		<b>8,000.00</b>		<b>376.00</b>	<b>352.00 DR</b>
<u>Central Petroleum Limited (CTP.AX)</u>					
01/07/2018	Opening Balance	267,925.00			38,849.12 DR
01/08/2018	commsec	10,000.00	1,519.95		40,369.07 DR
03/05/2019	commsec	10,000.00	1,519.95		41,889.02 DR
30/06/2019	Revaluation - 28/06/2019 @ \$0.135000 (System Price) - 287,925.000000 Units on hand			3,019.14	38,869.88 DR
		<b>287,925.00</b>	<b>3,039.90</b>	<b>3,019.14</b>	<b>38,869.88 DR</b>
<u>Elders Limited (ELD.AX)</u>					
01/07/2018	Opening Balance	4,000.00			33,840.00 DR
31/08/2018	commsec	(1,000.00)		3,861.90	29,978.10 DR
31/08/2018	Unrealised Gain writeback as at 31/08/2018			5,395.78	24,582.32 DR
01/03/2019	commsec	(3,000.00)		8,395.00	16,187.32 DR
01/03/2019	Unrealised Gain writeback as at 01/03/2019			16,187.32	0.00 DR
		<b>0.00</b>		<b>33,840.00</b>	<b>0.00 DR</b>
<u>Genworth Mortgage Insurance Australia Limited (GMA.AX)</u>					
01/07/2018	Opening Balance	2,000.00			5,140.00 DR
30/06/2019	Revaluation - 28/06/2019 @ \$2.810000 (System Price) - 2,000.000000 Units on hand		480.00		5,620.00 DR
		<b>2,000.00</b>	<b>480.00</b>		<b>5,620.00 DR</b>
<u>loof Holdings Limited (IFL.AX)</u>					
01/07/2018	Opening Balance	12,428.00			111,727.72 DR
30/06/2019	Revaluation - 28/06/2019 @ \$5.170000 (System Price) - 12,428.000000 Units on hand			47,474.96	64,252.76 DR
		<b>12,428.00</b>		<b>47,474.96</b>	<b>64,252.76 DR</b>
<u>KGL Resources Limited (KGL.AX)</u>					
01/07/2018	Opening Balance	1,746.00			611.10 DR
30/06/2019	Revaluation - 28/06/2019 @ \$0.280000 (System Price) - 1,746.000000 Units on hand			122.22	488.88 DR
		<b>1,746.00</b>		<b>122.22</b>	<b>488.88 DR</b>
<u>Mortgage Choice Limited (MOC.AX)</u>					
24/05/2019	commsec	6,000.00	6,409.95		6,409.95 DR
05/06/2019	commsec	10,000.00	11,979.95		18,389.90 DR
30/06/2019	Revaluation - 28/06/2019 @ \$1.090000 (System Price) - 16,000.000000 Units on hand			949.90	17,440.00 DR
		<b>16,000.00</b>	<b>18,389.90</b>	<b>949.90</b>	<b>17,440.00 DR</b>
<u>Megaport Limited (MP1.AX)</u>					
01/07/2018	Opening Balance	3,000.00			11,850.00 DR
08/04/2019	commsec	4,500.00	18,479.95		30,329.95 DR
24/05/2019	commsec	(7,500.00)		29,609.90	720.05 DR
24/05/2019	Unrealised Gain writeback as at 24/05/2019			720.05	0.00 DR



T W SUPERANNUATION FUND

General Ledger

For The Period 01 July 2018 - 30 June 2019

Transaction Date	Description	Units	Debit	Credit	Balance \$
		<b>0.00</b>	<b>18,479.95</b>	<b>30,329.95</b>	<b>0.00 DR</b>
<u>Mesoblast Limited (MSB.AX)</u>					
24/05/2019	commsec	6,000.00	9,139.95		9,139.95 DR
30/06/2019	Revaluation - 28/06/2019 @ \$1.475000 (System Price) - 6,000.000000 Units on hand			289.95	8,850.00 DR
		<b>6,000.00</b>	<b>9,139.95</b>	<b>289.95</b>	<b>8,850.00 DR</b>
<u>National Australia Bank Limited (NAB.AX)</u>					
01/07/2018	Opening Balance	12,014.00			329,303.74 DR
03/05/2019	commsec	500.00	12,929.95		342,233.69 DR
30/06/2019	Revaluation - 28/06/2019 @ \$26.720000 (System Price) - 12,514.000000 Units on hand			7,859.61	334,374.08 DR
		<b>12,514.00</b>	<b>12,929.95</b>	<b>7,859.61</b>	<b>334,374.08 DR</b>
<u>Pact Group Holdings Ltd (PGH.AX)</u>					
24/05/2019	commsec	2,200.00	5,915.95		5,915.95 DR
30/06/2019	Revaluation - 28/06/2019 @ \$2.790000 (System Price) - 2,200.000000 Units on hand		222.05		6,138.00 DR
		<b>2,200.00</b>	<b>6,138.00</b>		<b>6,138.00 DR</b>
<u>Platinum Asset Management Limited (PTM.AX)</u>					
01/07/2018	Opening Balance	12,014.00			69,200.64 DR
30/06/2019	Revaluation - 28/06/2019 @ \$4.850000 (System Price) - 12,014.000000 Units on hand			10,932.74	58,267.90 DR
		<b>12,014.00</b>		<b>10,932.74</b>	<b>58,267.90 DR</b>
<u>Superloop Limited (SLC.AX)</u>					
01/07/2018	Opening Balance	12,000.00			30,240.00 DR
30/06/2019	Revaluation - 28/06/2019 @ \$1.540000 (System Price) - 12,000.000000 Units on hand			11,760.00	18,480.00 DR
		<b>12,000.00</b>		<b>11,760.00</b>	<b>18,480.00 DR</b>
<u>Toro Energy Limited (TOE.AX)</u>					
01/07/2018	Opening Balance	87,833.00			2,283.66 DR
30/06/2019	to take up issue of Toro shares 6/7/2018	200,000.00	5,000.00		7,283.66 DR
30/06/2019	Revaluation - 28/06/2019 @ \$0.020000 (System Price) - 287,833.000000 Units on hand			1,527.00	5,756.66 DR
		<b>287,833.00</b>	<b>5,000.00</b>	<b>1,527.00</b>	<b>5,756.66 DR</b>
<u>Westpac Banking Corporation (WBC.AX)</u>					
01/07/2018	Opening Balance	5,600.00			164,080.00 DR
30/06/2019	Revaluation - 28/06/2019 @ \$28.360000 (System Price) - 5,600.000000 Units on hand			5,264.00	158,816.00 DR
		<b>5,600.00</b>		<b>5,264.00</b>	<b>158,816.00 DR</b>
<u>Wagners Holding Company Limited (WGN.AX)</u>					
01/07/2018	Opening Balance	4,000.00			17,400.00 DR
30/06/2019	Revaluation - 28/06/2019 @ \$1.800000 (System Price) - 4,000.000000 Units on hand			10,200.00	7,200.00 DR
		<b>4,000.00</b>		<b>10,200.00</b>	<b>7,200.00 DR</b>
<u>Woodside Petroleum Ltd (WPL.AX)</u>					

# T W SUPERANNUATION FUND

## General Ledger

For The Period 01 July 2018 - 30 June 2019

Transaction Date	Description	Units	Debit	Credit	Balance \$
01/07/2018	Opening Balance	700.00			24,822.00 DR
29/05/2019	commsec	300.00	10,736.86		35,558.86 DR
30/06/2019	Revaluation - 28/06/2019 @ \$36.360000 (System Price) - 1,000.000000 Units on hand		801.14		36,360.00 DR
		<b>1,000.00</b>	<b>11,538.00</b>		<b>36,360.00 DR</b>

### Shares in Listed Companies (Overseas) (77700)

#### Igas Energy (IGAS.L)

01/07/2018	Opening Balance	49.00			91.32 DR
01/07/2018	to write off IGAS shares as \$3.10 was paid into bank account for sale of shares but client could not provide any details at that stage. Coded as interest in 2018	(49.00)		430.30	338.98 CR
01/07/2018	Unrealised Gain writeback as at 01/07/2018		338.98		0.00 DR
		<b>0.00</b>	<b>338.98</b>	<b>430.30</b>	<b>0.00 DR</b>

### Income Tax Payable/Refundable (85000)

#### Income Tax Payable/Refundable (85000)

01/07/2018	Opening Balance				18,765.44 DR
29/09/2018	ato			18,765.40	0.04 DR
30/06/2019	Create Entries - Franking Credits Adjustment - 30/06/2019		28,292.40		28,292.44 DR
30/06/2019	Create Entries - Income Tax Expense - 30/06/2019			413.55	27,878.89 DR
			<b>28,292.40</b>	<b>19,178.95</b>	<b>27,878.89 DR</b>

### Sundry Creditors (88000)

#### Sundry Creditors (88000)

01/07/2018	Opening Balance				1,519.95 CR
02/07/2018	commsec		1,519.95		0.00 DR
			<b>1,519.95</b>		<b>0.00 DR</b>

**Total Debits: 641,059.78**

**Total Credits: 641,059.78**

# T W SUPERANNUATION FUND

## Investment Income Report

As at 30 June 2019

Investment	Total Income	Franked	Unfranked	Interest/ Other	Franking Credits	Foreign Income	Foreign Credits * 1	Assessable Income (Excl. Capital Gains) * 2	TFN Credits	Other Deductions	Distributed Capital Gains	Non-Assessable Payments
<b>Bank Accounts</b>												
CBA Bank #0842	13.46			13.46	0.00	0.00	0.00	13.46			0.00	0.00
	<b>13.46</b>			<b>13.46</b>	<b>0.00</b>	<b>0.00</b>	<b>0.00</b>	<b>13.46</b>			<b>0.00</b>	<b>0.00</b>
<b>Shares in Listed Companies (Australian)</b>												
AWC.AX Alumina Limited	3,757.09	3,757.09	0.00		1,610.18			5,367.27		0.00		
BEN.AX Bendigo And Adelaide Bank Limited	10,353.00	10,353.00	0.00		4,437.00			14,790.00		0.00		
ELD.AX Elders Limited	270.00	270.00	0.00		115.71			385.71		0.00		
GMA.AX Genworth Mortgage Insurance Australia Limited	420.00	420.00	0.00		180.00			600.00		0.00		
IFL.AX loof Holdings Limited	6,524.70	6,524.70	0.00		2,796.30			9,321.00		0.00		
NAB.AX National Australia Bank Limited	23,787.72	23,787.72	0.00		10,194.74			33,982.46		0.00		
PTM.AX Platinum Asset Management Limited	3,484.06	3,484.06	0.00		1,493.17			4,977.23		0.00		
WGN.AX Wagners Holding Company Limited	228.00	228.00	0.00		97.71			325.71		0.00		
WBC.AX Westpac Banking Corporation	15,792.00	15,792.00	0.00		6,768.00			22,560.00		0.00		
WPL.AX Woodside Petroleum Ltd	1,399.04	1,399.04	0.00		599.59			1,998.63		0.00		
	<b>66,015.61</b>	<b>66,015.61</b>	<b>0.00</b>		<b>28,292.40</b>			<b>94,308.01</b>		<b>0.00</b>		
	<b>66,029.07</b>	<b>66,015.61</b>	<b>0.00</b>	<b>13.46</b>	<b>28,292.40</b>	<b>0.00</b>	<b>0.00</b>	<b>94,321.47</b>		<b>0.00</b>	<b>0.00</b>	<b>0.00</b>

Assessable Income (Excl. Capital Gains) **94,321.47**

Net Capital Gain **0.00**

**Total Assessable Income 94,321.47**

\* 1 Includes foreign credits from foreign capital gains.

\* 2 Assessable Income in the SMSF Annual Return will be different as capital gains and losses from disposals of assets have not been included.

For a breakdown of Distributed Capital Gains and Non-Assessable Payments refer to Distributions Reconciliation Report.

T W SUPERANNUATION FUND

# Investment Summary with Market Movement



As at 30 June 2019

Investment	Units	Market Price	Market Value	Average Cost	Accounting Cost	Unrealised		Realised Movement	
						Overall	Current Year		
<b>Cash/Bank Accounts</b>									
CBA Bank #0842		9,390.560000	9,390.56	9,390.56	9,390.56				
			<b>9,390.56</b>		<b>9,390.56</b>				
<b>Shares in Listed Companies (Australian)</b>									
AWC.AX	Alumina Limited	12,000.00	2.330000	27,960.00	2.60	31,211.63	(3,251.63)	(5,640.00)	0.00
ALG.AX	Ardent Leisure Group Limited	10,000.00	1.050000	10,500.00	1.21	12,129.95	(1,629.95)	(1,629.95)	0.00
BAP.AX	Bapcor Limited	2,800.00	5.580000	15,624.00	5.80	16,241.95	(617.95)	(617.95)	0.00
BEN.AX	Bendigo And Adelaide Bank Limited	9,290.00	11.580000	107,578.20	9.61	89,238.25	18,339.95	8,976.44	(2,479.35)
BUL.AX	Blue Energy Limited	8,000.00	0.044000	352.00	0.21	1,713.80	(1,361.80)	(376.00)	0.00
CTP.AX	Central Petroleum Limited	287,925.00	0.135000	38,869.88	0.19	54,165.80	(15,295.92)	(3,019.14)	0.00
ELD.AX	Elders Limited	0.00	6.210000	0.00	0.00	0.00	0.00	(21,583.10)	13,043.20
GMA.AX	Genworth Mortgage Insurance Australia Limited	2,000.00	2.810000	5,620.00	3.16	6,319.95	(699.95)	480.00	0.00
IFL.AX	loof Holdings Limited	12,428.00	5.170000	64,252.76	8.94	111,061.74	(46,808.98)	(47,474.96)	0.00
KGL.AX	KGL Resources Limited	1,746.00	0.280000	488.88	1.57	2,745.70	(2,256.82)	(122.22)	0.00
MP1.AX	Megaport Limited	0.00	6.530000	0.00	0.00	0.00	0.00	(720.05)	10,841.50
MSB.AX	Mesoblast Limited	6,000.00	1.475000	8,850.00	1.52	9,139.95	(289.95)	(289.95)	0.00
MOC.AX	Mortgage Choice Limited	16,000.00	1.090000	17,440.00	1.15	18,389.90	(949.90)	(949.90)	0.00
NAB.AX	National Australia Bank Limited	12,514.00	26.720000	334,374.08	27.23	340,726.42	(6,352.34)	(7,859.61)	0.00
PGH.AX	Pact Group Holdings Ltd	2,200.00	2.790000	6,138.00	2.69	5,915.95	222.05	222.05	0.00
PTM.AX	Platinum Asset Management Limited	12,014.00	4.850000	58,267.90	5.37	64,508.80	(6,240.90)	(10,932.74)	0.00
SLC.AX	Superloop Limited	12,000.00	1.540000	18,480.00	2.28	27,389.90	(8,909.90)	(11,760.00)	0.00
TOE.AX	Toro Energy Limited	287,833.00	0.020000	5,756.66	0.05	14,210.65	(8,453.99)	(1,527.00)	0.00
WGN.AX	Wagners Holding Company Limited	4,000.00	1.800000	7,200.00	3.86	15,429.95	(8,229.95)	(10,200.00)	0.00
WBC.AX	Westpac Banking Corporation	5,600.00	28.360000	158,816.00	27.88	156,133.77	2,682.23	(5,264.00)	0.00
WPL.AX	Woodside Petroleum Ltd	1,000.00	36.360000	36,360.00	33.34	33,341.81	3,018.19	801.14	0.00
			<b>922,928.36</b>			<b>1,010,015.87</b>	<b>(87,087.51)</b>	<b>(119,486.94)</b>	<b>21,405.35</b>
<b>Shares in Listed Companies (Overseas)</b>									
IGAS.L	Igas Energy	0.00	1.028000	0.00	0.00	0.00	0.00	338.98	(430.30)
			<b>0.00</b>			<b>0.00</b>	<b>0.00</b>	<b>338.98</b>	<b>(430.30)</b>

---

932,318.92	1,019,406.43	(87,087.51)	(119,147.96)	20,975.05
------------	--------------	-------------	--------------	-----------

---

**T W SUPERANNUATION FUND**  
**Detailed Schedule of Fund Assets**

As at 30 June 2019

Transaction Date	Description	Units	Amount \$
<b>Shares in Listed Companies (Australian) (77600)</b>			
<u>Ardent Leisure Group Limited (ALG.AX)</u>			
05/06/2019	commsec	10,000.00	12,129.95
30/06/2019	Revaluation - 28/06/2019 @ \$1.050000 (System Price) - 10,000.000000 Units on hand		(1,629.95)
		10,000.00	10,500.00
<u>Alumina Limited (AWC.AX)</u>			
23/03/2018	BUY 2000.00000000 AWC	2,000.00	4,779.95
05/06/2018	Listed Security Purchase	10,000.00	26,431.68
30/06/2018	AWC REVALUATION AT 30/06/2018		2,388.37
30/06/2019	Revaluation - 28/06/2019 @ \$2.330000 (System Price) - 12,000.000000 Units on hand		(5,640.00)
		12,000.00	27,960.00
<u>Bapcor Limited (BAP.AX)</u>			
24/05/2019	commsec	2,800.00	16,241.95
30/06/2019	Revaluation - 28/06/2019 @ \$5.580000 (System Price) - 2,800.000000 Units on hand		(617.95)
		2,800.00	15,624.00
<u>Bendigo And Adelaide Bank Limited (BEN.AX)</u>			
05/10/2012	BUY 500.00000000 BEN	500.00	3,837.98
12/10/2012	BUY 1000.00000000 BEN	1,000.00	7,971.90
26/11/2012	BUY 500.00000000 BEN	500.00	3,846.90
06/12/2012	BUY 500.00000000 BEN	500.00	4,046.90
15/11/2013	BUY 1000.00000000 BEN	1,000.00	10,961.90
04/12/2013	BUY 2000.00000000 BEN	2,000.00	22,111.90
24/04/2014	BUY 500.00000000 BEN	500.00	5,746.90
16/06/2014	BUY 692.00000000 BEN	692.00	7,500.00
10/06/2015	BUY 300.00000000 BEN	300.00	3,546.90
29/04/2016	BUY 500.00000000 BEN	500.00	4,646.90
25/08/2016	BUY 1100.00000000 BEN	1,100.00	11,953.95
02/09/2016	BUY 600.00000000 BEN	600.00	6,613.95
22/09/2016	BUY 400.00000000 BEN	400.00	4,207.95
31/10/2016	BUY 698.00000000 BEN	698.00	7,500.00
13/02/2017	BUY 500.00000000 BEN	500.00	6,219.95
30/06/2017	BEN REVALUATION AT 30/06/2017		8,780.51
09/04/2018	Listed Security Purchase	3,000.00	30,186.16
10/04/2018	Listed Security Purchase	1,000.00	10,059.95
30/06/2018	BEN REVALUATION AT 30/06/2018		583.00
03/05/2019	commsec	(1,500.00)	(17,724.94)
03/05/2019	Unrealised Gain writeback as at 03/05/2019		(949.65)
29/05/2019	commsec	(4,000.00)	(43,996.90)
29/05/2019	Unrealised Gain writeback as at 29/05/2019		(2,532.39)
30/06/2019	Revaluation - 28/06/2019 @ \$11.580000 (System Price) - 9,290.000000 Units on hand		12,458.48
		9,290.00	107,578.20
<u>Blue Energy Limited (BUL.AX)</u>			
16/03/2009	BUY 5000.00000000 BUL	5,000.00	971.90
08/05/2009	BUY 3000.00000000 BUL	3,000.00	741.90
30/06/2017	BUL REVALUATION AT 30/06/2017		(1,081.80)

## T W SUPERANNUATION FUND

# Detailed Schedule of Fund Assets

As at 30 June 2019

Transaction Date	Description	Units	Amount \$
30/06/2018	BUL REVALUATION AT 30/06/2018		96.00
30/06/2019	Revaluation - 30/06/2019 @ \$0.044000 (Custom) - 8,000.000000 Units on hand		(376.00)
		8,000.00	352.00
<u>Central Petroleum Limited (CTP.AX)</u>			
08/10/2012	BUY 6000.00000000 CTP	6,000.00	5,121.90
12/10/2012	BUY 4000.00000000 CTP	4,000.00	3,621.90
04/02/2014	BUY 10000.00000000 CTP	10,000.00	3,721.90
26/03/2014	BUY 5000.00000000 CTP	5,000.00	2,721.90
01/04/2014	BUY 5000.00000000 CTP	5,000.00	2,771.90
11/12/2015	BUY 78947.00000000 CTP	78,947.00	15,000.00
19/02/2016	BUY 22000.00000000 CTP	22,000.00	2,441.90
19/02/2016	BUY 22000.00000000 CTP	22,000.00	2,221.90
06/10/2016	BUY 15000.00000000 CTP	15,000.00	1,744.95
30/06/2017	CTP REVALUATION AT 30/06/2017		(16,695.40)
16/08/2017	Listed Security Purchase - Account 851 does not exist	69,978.00	6,997.80
18/06/2018	Listed Security Purchase - Account 851 does not exist	10,000.00	1,619.95
21/06/2018	SELL 1000.00000000 ELD	10,000.00	1,619.95
28/06/2018	BUY 10000.00000000 CTP	10,000.00	1,519.95
30/06/2018	CTP REVALUATION AT 30/06/2018		4,418.62
01/08/2018	commsec	10,000.00	1,519.95
03/05/2019	commsec	10,000.00	1,519.95
30/06/2019	Revaluation - 28/06/2019 @ \$0.135000 (System Price) - 287,925.000000 Units on hand		(3,019.14)
		287,925.00	38,869.88
<u>Elders Limited (ELD.AX)</u>			
28/11/2013	ELD Acquisition for 5000 units	2,250.00	2,709.86
28/11/2013	ELD Acquisition for 5000 units	2,750.00	3,312.04
14/10/2014	ELD Acquisition for 3200 units	1,000.00	1,500.00
14/10/2014	BUY 950.00000000 ELD	950.00	1,425.00
14/10/2014	ELD Acquisition for 3200 units	1,250.00	1,875.00
10/06/2015	BUY 800.00000000 ELD	800.00	3,181.90
13/07/2016	BUY 2250.00000000 ELD	2,250.00	7,650.00
30/06/2017	ELD REVALUATION AT 30/06/2017		38,533.70
07/05/2018	SELL 2250.00000000 ELD	(2,250.00)	(2,709.86)
04/06/2018	Listed Security Sale	(4,000.00)	(5,187.04)
21/06/2018	SELL 1000.00000000 ELD	(1,000.00)	(1,500.00)
30/06/2018	ELD REVALUATION AT 30/06/2018		(16,950.60)
31/08/2018	commsec	(1,000.00)	(3,861.90)
31/08/2018	Unrealised Gain writeback as at 31/08/2018		(5,395.78)
01/03/2019	commsec	(3,000.00)	(8,395.00)
01/03/2019	Unrealised Gain writeback as at 01/03/2019		(16,187.32)
		0.00	0.00
<u>Genworth Mortgage Insurance Australia Limited (GMA.AX)</u>			
14/12/2017	Listed Security Purchase	2,000.00	6,319.95
30/06/2018	GMA REVALUATION AT 30/06/2018		(1,179.95)
30/06/2019	Revaluation - 28/06/2019 @ \$2.810000 (System Price) - 2,000.000000 Units on hand		480.00
		2,000.00	5,620.00



## T W SUPERANNUATION FUND

# Detailed Schedule of Fund Assets

As at 30 June 2019

Transaction Date	Description	Units	Amount \$
<u>loof Holdings Limited (IFL.AX)</u>			
25/08/2016	BUY 1500.00000000 IFL	1,500.00	13,529.95
11/10/2016	BUY 1500.00000000 IFL	1,500.00	12,929.95
26/10/2016	BUY 1000.00000000 IFL	1,000.00	8,349.95
23/11/2016	BUY 1000.00000000 IFL	1,000.00	8,219.95
08/12/2016	BUY 2000.00000000 IFL	2,000.00	17,729.95
12/12/2016	BUY 3000.00000000 IFL	3,000.00	26,732.04
18/04/2017	BUY 1000.00000000 IFL	1,000.00	8,569.95
30/06/2017	IFL REVALUATION AT 30/06/2017		11,738.26
21/11/2017	Listed Security Purchase	1,428.00	15,000.00
30/06/2018	IFL REVALUATION AT 30/06/2018		(11,072.28)
30/06/2019	Revaluation - 28/06/2019 @ \$5.170000 (System Price) - 12,428.000000 Units on hand		(47,474.96)
		12,428.00	64,252.76
<u>KGL Resources Limited (KGL.AX)</u>			
14/10/2010	BUY 1000.00000000 KGL	1,000.00	1,921.90
30/11/2010	BUY 600.00000000 KGL	600.00	780.00
30/06/2017	KGL REVALUATION AT 30/06/2017		(2,245.90)
23/10/2017	BUY 146.00000000 KGL	146.00	43.80
30/06/2018	KGL REVALUATION AT 30/06/2018		111.30
30/06/2019	Revaluation - 28/06/2019 @ \$0.280000 (System Price) - 1,746.000000 Units on hand		(122.22)
		1,746.00	488.88
<u>Mortgage Choice Limited (MOC.AX)</u>			
24/05/2019	commsec	6,000.00	6,409.95
05/06/2019	commsec	10,000.00	11,979.95
30/06/2019	Revaluation - 28/06/2019 @ \$1.090000 (System Price) - 16,000.000000 Units on hand		(949.90)
		16,000.00	17,440.00
<u>Megaport Limited (MP1.AX)</u>			
30/04/2018	BUY 2000.00000000 SLC	3,000.00	11,129.95
30/06/2018	MP1 REVALUATION AT 30/06/2018		720.05
08/04/2019	commsec	4,500.00	18,479.95
24/05/2019	commsec	(7,500.00)	(29,609.90)
24/05/2019	Unrealised Gain writeback as at 24/05/2019		(720.05)
		0.00	0.00
<u>Mesoblast Limited (MSB.AX)</u>			
24/05/2019	commsec	6,000.00	9,139.95
30/06/2019	Revaluation - 28/06/2019 @ \$1.475000 (System Price) - 6,000.000000 Units on hand		(289.95)
		6,000.00	8,850.00
<u>National Australia Bank Limited (NAB.AX)</u>			
27/07/2012	BUY 1000.00000000 NAB	1,000.00	22,751.57
27/08/2012	BUY 1023.00000000 NAB	1,023.00	24,736.00
30/08/2012	BUY 500.00000000 NAB	500.00	12,130.79
12/09/2012	BUY 500.00000000 NAB	500.00	12,105.79
07/02/2013	BUY 750.00000000 NAB	750.00	20,130.23
17/07/2013	BUY 500.00000000 NAB	500.00	14,555.79
05/08/2014	BUY 800.00000000 NAB	800.00	27,073.58

## T W SUPERANNUATION FUND

# Detailed Schedule of Fund Assets

As at 30 June 2019

Transaction Date	Description	Units	Amount \$
17/12/2014	BUY 500.00000000 NAB	500.00	15,230.79
24/12/2014	BUY 180.00000000 NAB	180.00	5,799.50
31/05/2015	BUY 461.00000000 NAB	461.00	12,676.47
25/08/2015	BUY 200.00000000 NAB	200.00	5,861.42
20/01/2016	BUY 1000.00000000 NAB	1,000.00	25,992.07
04/02/2016	BUY 400.00000000 NAB	400.00	10,631.90
09/05/2016	BUY 1000.00000000 NAB	1,000.00	28,125.65
18/05/2016	BUY 400.00000000 NAB	400.00	11,171.90
19/07/2016	BUY 250.00000000 NAB	250.00	6,522.45
30/08/2016	BUY 550.00000000 NAB	550.00	15,011.91
30/06/2017	NAB REVALUATION AT 30/06/2017		25,806.45
10/04/2018	Listed Security Purchase	2,000.00	57,288.66
30/06/2018	NAB REVALUATION AT 30/06/2018		(24,299.18)
03/05/2019	commsec	500.00	12,929.95
30/06/2019	Revaluation - 28/06/2019 @ \$26.720000 (System Price) - 12,514.000000 Units on hand		(7,859.61)
		12,514.00	334,374.08
<u>Pact Group Holdings Ltd (PGH.AX)</u>			
24/05/2019	commsec	2,200.00	5,915.95
30/06/2019	Revaluation - 28/06/2019 @ \$2.790000 (System Price) - 2,200.000000 Units on hand		222.05
		2,200.00	6,138.00
<u>Platinum Asset Management Limited (PTM.AX)</u>			
29/04/2016	BUY 500.00000000 PTM	500.00	3,046.90
09/05/2016	BUY 1500.00000000 PTM	1,500.00	8,946.90
01/12/2016	BUY 1500.00000000 PTM	1,500.00	8,269.95
05/12/2016	BUY 3500.00000000 PTM	3,500.00	18,929.95
08/12/2016	BUY 14.00000000 PTM	14.00	94.85
12/12/2016	BUY 3000.00000000 PTM	3,000.00	16,324.27
16/05/2017	BUY 2000.00000000 PTM	2,000.00	8,895.98
30/06/2017	PTM REVALUATION AT 30/06/2017		(8,883.98)
30/06/2018	PTM REVALUATION AT 30/06/2018		13,575.82
30/06/2019	Revaluation - 28/06/2019 @ \$4.850000 (System Price) - 12,014.000000 Units on hand		(10,932.74)
		12,014.00	58,267.90
<u>Qantas Airways Limited (QAN.AX)</u>			
07/04/2016	QAN Acquisition for 1000 units	1,000.00	4,131.90
30/06/2017	QAN REVALUATION AT 30/06/2017		1,588.10
07/11/2017	SELL 1000.00000000 QAN	(1,000.00)	(4,131.90)
30/06/2018	QAN REVALUATION AT 30/06/2018		(1,588.10)
		0.00	0.00
<u>Superloop Limited (SLC.AX)</u>			
30/04/2018	BUY 2000.00000000 SLC	2,000.00	3,859.95
05/06/2018	Listed Security Purchase	10,000.00	23,529.95
30/06/2018	SLC REVALUATION AT 30/06/2018		2,850.10
30/06/2019	Revaluation - 28/06/2019 @ \$1.540000 (System Price) - 12,000.000000 Units on hand		(11,760.00)
		12,000.00	18,480.00
<u>Santos Limited (STO.AX)</u>			

## T W SUPERANNUATION FUND

# Detailed Schedule of Fund Assets

As at 30 June 2019

Transaction Date	Description	Units	Amount \$
13/02/2015	STO Acquisition for 3000 units	941.00	7,443.91
13/02/2015	STO Acquisition for 3000 units	2,059.00	16,287.99
03/03/2015	STO Acquisition for 3000 units	3,000.00	24,181.90
26/03/2015	STO Acquisition for 800 units	800.00	6,101.90
30/09/2015	STO Acquisition for 3200 units	3,200.00	13,471.90
01/10/2015	STO Acquisition for 2000 units	2,000.00	8,021.90
26/11/2015	STO Acquisition for 7059 units	7,000.00	26,950.00
26/11/2015	STO Acquisition for 7059 units	59.00	227.15
05/02/2016	STO Acquisition for 3000 units	3,000.00	9,141.90
30/06/2017	STO REVALUATION AT 30/06/2017		(44,989.78)
04/04/2018	SELL 10000.00000000 STO	(10,000.00)	(36,091.90)
06/04/2018	SELL 7000.00000000 STO	(7,000.00)	(35,266.76)
06/04/2018	SELL 5059.00000000 STO	(5,059.00)	(40,469.89)
30/06/2018	STO REVALUATION AT 30/06/2018		44,989.78
		0.00	0.00
<u>Seven West Media Limited (SWM.AX)</u>			
12/12/2016	SWM Acquisition for 25000 units	25,000.00	18,602.21
30/06/2017	SWM REVALUATION AT 30/06/2017		(727.21)
04/06/2018	Listed Security Sale	(25,000.00)	(18,602.21)
30/06/2018	SWM REVALUATION AT 30/06/2018		727.21
		0.00	0.00
<u>Toro Energy Limited (TOE.AX)</u>			
19/09/2008	BUY 3000.00000000 TOE	3,000.00	801.90
16/03/2009	BUY 5000.00000000 TOE	5,000.00	506.90
29/07/2009	BUY 4000.00000000 TOE	4,000.00	901.90
11/11/2009	BUY 13333.00000000 TOE	13,333.00	1,999.95
11/12/2014	BUY 62500.00000000 TOE	62,500.00	5,000.00
30/06/2017	TOE REVALUATION AT 30/06/2017		(6,751.33)
30/06/2018	TOE REVALUATION AT 30/06/2018		(175.66)
30/06/2019	to take up issue of Toro shares 6/7/2018	200,000.00	5,000.00
30/06/2019	Revaluation - 28/06/2019 @ \$0.020000 (System Price) - 287,833.000000 Units on hand		(1,527.00)
		287,833.00	5,756.66
<u>Westpac Banking Corporation (WBC.AX)</u>			
30/08/2012	BUY 1000.00000000 WBC	1,000.00	24,731.90
12/09/2012	BUY 1500.00000000 WBC	1,500.00	36,345.51
11/01/2013	BUY 200.00000000 WBC	200.00	5,281.90
15/04/2013	BUY 600.00000000 WBC	600.00	18,894.11
20/01/2014	BUY 500.00000000 WBC	500.00	15,731.90
10/06/2015	BUY 500.00000000 WBC	500.00	15,731.90
18/06/2015	BUY 200.00000000 WBC	200.00	6,601.90
30/09/2015	BUY 600.00000000 WBC	600.00	17,521.90
09/10/2015	BUY 150.00000000 WBC	150.00	4,611.90
09/05/2016	BUY 150.00000000 WBC	150.00	4,656.90
05/10/2016	BUY 200.00000000 WBC	200.00	6,023.95
30/06/2017	WBC REVALUATION AT 30/06/2017		14,722.23
30/06/2018	WBC REVALUATION AT 30/06/2018		(6,776.00)

## T W SUPERANNUATION FUND

# Detailed Schedule of Fund Assets

As at 30 June 2019

Transaction Date	Description	Units	Amount \$
30/06/2019	Revaluation - 28/06/2019 @ \$28.360000 (System Price) - 5,600.000000 Units on hand		(5,264.00)
		5,600.00	158,816.00
<u>Wagners Holding Company Limited (WGN.AX)</u>			
30/04/2018	BUY 2000.00000000 SLC	4,000.00	15,429.95
30/06/2018	WGN REVALUATION AT 30/06/2018		1,970.05
30/06/2019	Revaluation - 28/06/2019 @ \$1.800000 (System Price) - 4,000.000000 Units on hand		(10,200.00)
		4,000.00	7,200.00
<u>Woodside Petroleum Ltd (WPL.AX)</u>			
14/12/2017	Listed Security Purchase	700.00	22,604.95
30/06/2018	WPL REVALUATION AT 30/06/2018		2,217.05
29/05/2019	commsec	300.00	10,736.86
30/06/2019	Revaluation - 28/06/2019 @ \$36.360000 (System Price) - 1,000.000000 Units on hand		801.14
		1,000.00	36,360.00
<b><u>Shares in Listed Companies (Overseas) (77700)</u></b>			
<u>Igas Energy (IGAS.L)</u>			
03/09/2009	BUY 29.00000000 IGAS	29.00	257.45
27/10/2009	BUY 12.00000000 IGAS	12.00	103.37
29/10/2009	BUY 8.00000000 IGAS	8.00	69.48
30/06/2017	IGAS REVALUATION AT 30/06/2017		(368.49)
30/06/2018	IGAS REVALUATION AT 30/06/2018		29.51
01/07/2018	to write off IGAS shares as \$3.10 was paid into bank account for sale of shares but client could not provide any details at that stage. Coded as interest in 2018	(49.00)	(430.30)
01/07/2018	Unrealised Gain writeback as at 01/07/2018		338.98
		0.00	0.00
<b><u>Units in Listed Unit Trusts (Australian) (78200)</u></b>			
<u>Murray Goulburn (MGC.AX)</u>			
01/12/2016	MGC Acquisition for 5000 units	5,000.00	5,079.29
30/06/2017	MGC REVALUATION AT 30/06/2017		(1,854.29)
07/11/2017	SELL 1000.00000000 QAN	(5,000.00)	(5,079.29)
30/06/2018	MGC REVALUATION AT 30/06/2018		1,854.29
		0.00	0.00

# Members Statement

Bruce Anthony Boddice  
43 Farrell Street  
Ashgrove, Queensland, 4060, Australia

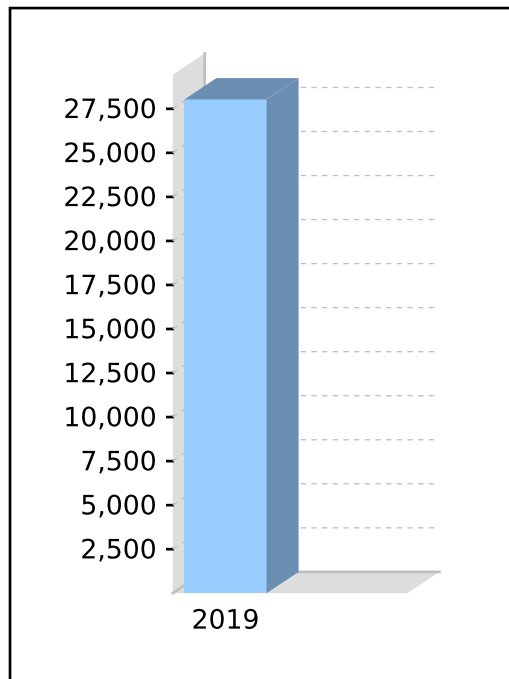
### Your Details

Date of Birth :	16/12/1950
Age:	68
Tax File Number:	Provided
Date Joined Fund:	24/04/2008
Service Period Start Date:	24/04/2008
Date Left Fund:	
Member Code:	BODBRU00001A
Account Start Date	24/04/2008
Account Phase:	Accumulation Phase
Account Description:	Accumulation

Nominated Beneficiaries	N/A
Vested Benefits	28,032.19
Total Death Benefit	28,032.19
Current Salary	0.00
Previous Salary	0.00
Disability Benefit	0.00

### Your Balance

<b>Total Benefits</b>	<b>28,032.19</b>
<u>Preservation Components</u>	
Preserved	
Unrestricted Non Preserved	28,032.19
Restricted Non Preserved	
<u>Tax Components</u>	
Tax Free	200.00
Taxable	27,832.19



### Your Detailed Account Summary

	This Year
Opening balance at 01/07/2018	28,455.45
<u>Increases to Member account during the period</u>	
Employer Contributions	
Personal Contributions (Concessional)	
Personal Contributions (Non Concessional)	200.00
Government Co-Contributions	
Other Contributions	
Proceeds of Insurance Policies	
Transfers In	
Net Earnings	(209.71)
Internal Transfer In	
<u>Decreases to Member account during the period</u>	
Pensions Paid	
Contributions Tax	
Income Tax	413.55
No TFN Excess Contributions Tax	
Excess Contributions Tax	
Refund Excess Contributions	
Division 293 Tax	
Insurance Policy Premiums Paid	
Management Fees	
Member Expenses	
Benefits Paid/Transfers Out	
Superannuation Surcharge Tax	
Internal Transfer Out	
Closing balance at 30/06/2019	28,032.19

# Members Statement

Bruce Anthony Boddice  
43 Farrell Street  
Ashgrove, Queensland, 4060, Australia

## Your Details

Date of Birth : 16/12/1950  
Age: 68  
Tax File Number: Provided  
Date Joined Fund: 24/04/2008  
Service Period Start Date: 24/04/2008  
Date Left Fund:  
Member Code: BODBRU00002P  
Account Start Date 01/07/2015  
Account Phase: Retirement Phase  
Account Description: BB\_ABP\_001

Nominated Beneficiaries N/A  
Vested Benefits 833,053.89  
Total Death Benefit 833,053.89  
Current Salary 0.00  
Previous Salary 0.00  
Disability Benefit 0.00

## Your Balance

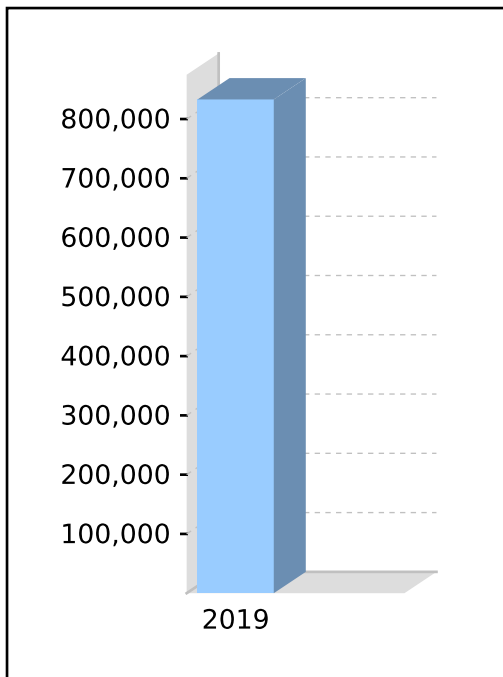
Total Benefits 833,053.89

### Preservation Components

Preserved  
Unrestricted Non Preserved 833,053.89  
Restricted Non Preserved

### Tax Components

Tax Free (8.79%) 73,245.08  
Taxable 759,808.81



## Your Detailed Account Summary

	This Year
Opening balance at 01/07/2018	928,977.99
<u>Increases to Member account during the period</u>	
Employer Contributions	
Personal Contributions (Concessional)	
Personal Contributions (Non Concessional)	
Government Co-Contributions	
Other Contributions	
Proceeds of Insurance Policies	
Transfers In	
Net Earnings	(6,426.24)
Internal Transfer In	
<u>Decreases to Member account during the period</u>	
Pensions Paid	89,497.86
Contributions Tax	
Income Tax	
No TFN Excess Contributions Tax	
Excess Contributions Tax	
Refund Excess Contributions	
Division 293 Tax	
Insurance Policy Premiums Paid	
Management Fees	
Member Expenses	
Benefits Paid/Transfers Out	
Superannuation Surcharge Tax	
Internal Transfer Out	
Closing balance at 30/06/2019	833,053.89

# Members Statement

Gayle Florence Boddice

Not Supplied

Australia

## Your Details

Date of Birth : 11/09/1946  
 Age: 72  
 Tax File Number: Provided  
 Date Joined Fund: 01/07/2015  
 Service Period Start Date: 24/04/2008  
 Date Left Fund:  
 Member Code: BODGAY00001P  
 Account Start Date: 01/07/2015  
 Account Phase: Retirement Phase  
 Account Description: GB\_ABP\_001

Nominated Beneficiaries N/A  
 Vested Benefits 99,111.73  
 Total Death Benefit 99,111.73  
 Current Salary 0.00  
 Previous Salary 0.00  
 Disability Benefit 0.00

## Your Balance

Total Benefits 99,111.73

### Preservation Components

Preserved

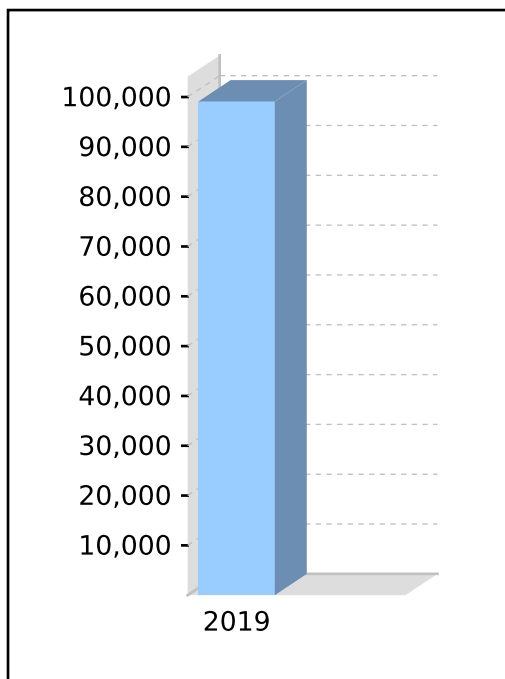
Unrestricted Non Preserved 99,111.73

Restricted Non Preserved

### Tax Components

Tax Free (12.72%) 12,603.70

Taxable 86,508.03



## Your Detailed Account Summary

	This Year
Opening balance at 01/07/2018	105,259.72
<u>Increases to Member account during the period</u>	
Employer Contributions	
Personal Contributions (Concessional)	
Personal Contributions (Non Concessional)	
Government Co-Contributions	
Other Contributions	
Proceeds of Insurance Policies	
Transfers In	
Net Earnings	(747.99)
Internal Transfer In	
<u>Decreases to Member account during the period</u>	
Pensions Paid	5,400.00
Contributions Tax	
Income Tax	
No TFN Excess Contributions Tax	
Excess Contributions Tax	
Refund Excess Contributions	
Division 293 Tax	
Insurance Policy Premiums Paid	
Management Fees	
Member Expenses	
Benefits Paid/Transfers Out	
Superannuation Surcharge Tax	
Internal Transfer Out	
Closing balance at 30/06/2019	99,111.73

# Members Statement

Bruce Anthony Boddice  
43 Farrell Street  
Ashgrove, Queensland, 4060, Australia

## Your Details

Date of Birth : 16/12/1950  
Age: 68  
Tax File Number: Provided  
Date Joined Fund: 24/04/2008  
Service Period Start Date: 24/04/2008  
Date Left Fund:  
Member Code: Consolidated  
Account Start Date 24/04/2008  
Account Type: Consolidated  
Account Description: Consolidated

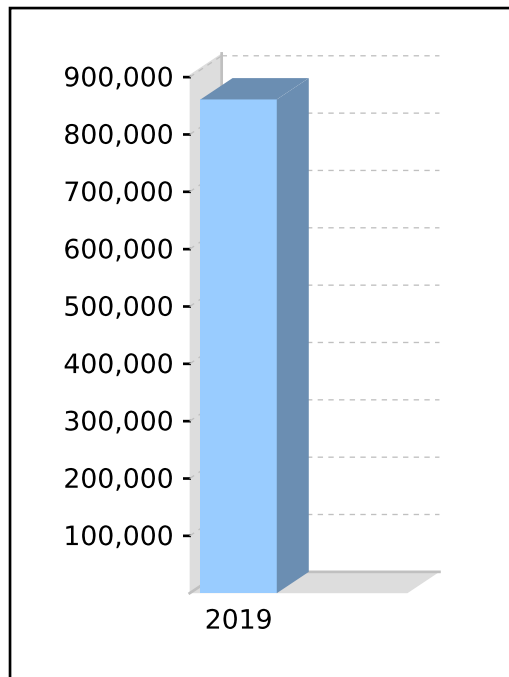
Vested Benefits 861,086.08  
Total Death Benefit 861,086.08  
Current Salary 0.00  
Previous Salary 0.00  
Disability Benefit 0.00  
Nominated Beneficiaries N/A

## Your Balance

Total Benefits 861,086.08

Preservation Components  
Preserved  
Unrestricted Non Preserved 861,086.08  
Restricted Non Preserved

Tax Components  
Tax Free 73,445.08  
Taxable 787,641.00



## Your Detailed Account Summary

	This Year
Opening balance at 01/07/2018	957,433.44
<u>Increases to Member account during the period</u>	
Employer Contributions	
Personal Contributions (Concessional)	
Personal Contributions (Non Concessional)	200.00
Government Co-Contributions	
Other Contributions	
Proceeds of Insurance Policies	
Transfers In	
Net Earnings	(6,635.95)
Internal Transfer In	
<u>Decreases to Member account during the period</u>	
Pensions Paid	89,497.86
Contributions Tax	
Income Tax	413.55
No TFN Excess Contributions Tax	
Excess Contributions Tax	
Refund Excess Contributions	
Division 293 Tax	
Insurance Policy Premiums Paid	
Management Fees	
Member Expenses	
Benefits Paid/Transfers Out	
Superannuation Surcharge Tax	
Internal Transfer Out	
Closing balance at 30/06/2019	861,086.08



# Members Statement

Gayle Florence Boddice

Not Supplied

Australia

## Your Details

Date of Birth :	11/09/1946	Vested Benefits	99,111.73
Age:	72	Total Death Benefit	99,111.73
Tax File Number:	Provided	Current Salary	0.00
Date Joined Fund:	01/07/2015	Previous Salary	0.00
Service Period Start Date:	24/04/2008	Disability Benefit	0.00
Date Left Fund:		Nominated Beneficiaries	N/A
Member Code:	Consolidated		
Account Start Date	01/07/2015		
Account Type:	Consolidated		
Account Description:	Consolidated		

## Your Balance

Total Benefits 99,111.73

### Preservation Components

Preserved

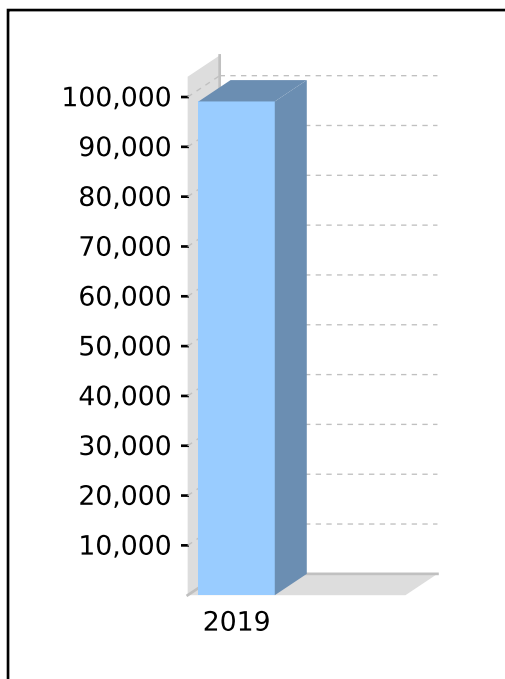
Unrestricted Non Preserved 99,111.73

Restricted Non Preserved

### Tax Components

Tax Free 12,603.70

Taxable 86,508.03



## Your Detailed Account Summary

	This Year
Opening balance at 01/07/2018	105,259.72
<u>Increases to Member account during the period</u>	
Employer Contributions	
Personal Contributions (Concessional)	
Personal Contributions (Non Concessional)	
Government Co-Contributions	
Other Contributions	
Proceeds of Insurance Policies	
Transfers In	
Net Earnings	(747.99)
Internal Transfer In	
<u>Decreases to Member account during the period</u>	
Pensions Paid	5,400.00
Contributions Tax	
Income Tax	
No TFN Excess Contributions Tax	
Excess Contributions Tax	
Refund Excess Contributions	
Division 293 Tax	
Insurance Policy Premiums Paid	
Management Fees	
Member Expenses	
Benefits Paid/Transfers Out	
Superannuation Surcharge Tax	
Internal Transfer Out	
Closing balance at 30/06/2019	99,111.73

**T W SUPERANNUATION FUND**  
**Members Summary Report**

As at 30 June 2019



Opening Balance	Increases				Decreases					Closing Balance	
	Contributions	Transfers In	Net Earnings	Insurance Proceeds	Pensions Paid	Contributions Tax	Taxes Paid	Benefits Paid/ Transfers Out	Insurance Premiums		Member Expenses
<b>Bruce Anthony Boddice</b> (Age: 68)											
BODBRU00001A - Accumulation											
28,455.45	200.00		(209.71)				413.55				28,032.19
BODBRU00002P - BB_ABP_001 - Tax Free: 8.79%											
928,977.99			(6,426.24)		89,497.86						833,053.89
<b>957,433.44</b>	<b>200.00</b>		<b>(6,635.95)</b>		<b>89,497.86</b>		<b>413.55</b>				<b>861,086.08</b>
<b>Gayle Florence Boddice</b> (Age: 72)											
BODGAY00001P - GB_ABP_001 - Tax Free: 12.72%											
105,259.72			(747.99)		5,400.00						99,111.73
<b>105,259.72</b>			<b>(747.99)</b>		<b>5,400.00</b>						<b>99,111.73</b>
<b>1,062,693.16</b>	<b>200.00</b>		<b>(7,383.94)</b>		<b>94,897.86</b>		<b>413.55</b>				<b>960,197.81</b>

# Minutes of a meeting of the Trustee(s)

held on 30 June 2018 at 43 Farrell Street, Ashgrove, Queensland 4060

---

<b>PRESENT:</b>	Bruce Anthony Boddice and Gayle Florence Boddice
<b>MINUTES:</b>	The Chair reported that the minutes of the previous meeting had been signed as a true record.
<b>FINANCIAL STATEMENTS OF SUPERANNUATION FUND:</b>	<p>It was resolved that the financial statements would be prepared as special purpose financial statements as, in the opinion of the trustee(s), the superannuation fund is a non-reporting entity and therefore is not required to comply with all Australian Accounting Standards.</p> <p>The Chair tabled the financial statements and notes to the financial statements of the superannuation fund in respect of the year ended 30 June 2019 and it was resolved that such statements be and are hereby adopted as tabled.</p>
<b>TRUSTEE'S DECLARATION:</b>	It was resolved that the trustee's declaration of the superannuation fund be signed.
<b>ANNUAL RETURN:</b>	Being satisfied that the fund had complied with the requirements of the Superannuation Industry (Supervision) Act 1993 (SISA) and Regulations during the year ended 30 June 2019, it was resolved that the annual return be approved, signed and lodged with the Australian Taxation Office.
<b>TRUST DEED:</b>	The Chair tabled advice received from the fund's legal adviser confirming that the fund's trust deed is consistent with all relevant superannuation and trust law.
<b>INVESTMENT STRATEGY:</b>	The allocation of the fund's assets and the fund's investment performance over this financial year were reviewed and found to be within the acceptable ranges outlined in the investment strategy. After considering the risk, rate of return and liquidity of the investments and the ability of the fund to discharge its existing liabilities, it was resolved that the investment strategy continues to reflect the purposes and circumstances of the fund and its members. Accordingly, no changes in the investment strategy were required.
<b>INSURANCE COVER:</b>	The trustee(s) reviewed the current life and total and permanent disability insurance coverage on offer to the members and resolved that the current insurance arrangements were appropriate for the fund.
<b>ALLOCATION OF INCOME:</b>	It was resolved that the income of the fund would be allocated to the members based on their average daily balance (an alternative allocation basis may be percentage of opening balance).
<b>INVESTMENT ACQUISITIONS:</b>	It was resolved to ratify the investment acquisitions throughout the financial year ended 30 June 2019.
<b>INVESTMENT DISPOSALS:</b>	It was resolved to ratify the investment disposals throughout the financial year ended 30 June 2019.
<b>AUDITORS:</b>	<p>It was resolved that</p> <p>of</p> <p>act as auditors of the Fund for the next financial year.</p>
<b>TAX AGENTS:</b>	It was resolved that

# Minutes of a meeting of the Trustee(s)

held on 30 June 2018 at 43 Farrell Street, Ashgrove, Queensland 4060

---

act as tax agents of the Fund for the next financial year.

**TRUSTEE STATUS:**

Each of the trustee(s) confirmed that they are qualified to act as trustee(s) of the fund and that they are not disqualified persons as defined by s 120 of the SISA.

**CONTRIBUTIONS RECEIVED:**

It was resolved that the contributions during the year be allocated to members on the basis of the schedule provided by the principal Fund employer.

**PAYMENT OF BENEFITS:**

The trustee has ensured that any payment of benefits made from the Fund, meets the requirements of the Fund's deed and does not breach the superannuation laws in relation to:

1. making payments to members; and,
2. breaching the Fund or the member investment strategy.

The trustee has reviewed the payment of the benefit and received advice that the transfer is in accordance with the Deed and the superannuation laws. As such the trustee has resolved to allow the payment of the benefits on behalf of the member.

**CLOSURE:**

All resolutions for this meeting were made in accordance with the SISA and Regulations.

There being no further business the meeting then closed.

Signed as a true record –

.....  
Bruce Anthony Boddice

Chairperson

T W SUPERANNUATION FUND

# Pension Summary Report

As at 30/06/2019

---

**Member Name :** Boddice, Bruce Anthony

**Member Age :** 67 (Date of Birth : 16/12/1950)

Member Code	Pension Type	Pension Start Date	Tax Free	Min / PF	Minimum	Maximum	Gross Pension Payments	PAYG	Net Pension Payment	Amount to reach Minimum
BODBRU 00002P	Account Based Pension	01/07/2015	8.79%	5.00%	\$46,450.00	N/A	\$89,497.86	\$0.00	\$89,497.86	NIL
					<b>\$46,450.00</b>	<b>\$0.00</b>	<b>\$89,497.86</b>	<b>\$0.00</b>	<b>\$89,497.86</b>	<b>\$0.00</b>

**Member Name :** Boddice, Gayle Florence

**Member Age :** 71 (Date of Birth : 11/09/1946)

Member Code	Pension Type	Pension Start Date	Tax Free	Min / PF	Minimum	Maximum	Gross Pension Payments	PAYG	Net Pension Payment	Amount to reach Minimum
BODGAY 00001P	Account Based Pension	01/07/2015	12.72%	5.00%	\$5,260.00	N/A	\$5,400.00	\$0.00	\$5,400.00	NIL
					<b>\$5,260.00</b>	<b>\$0.00</b>	<b>\$5,400.00</b>	<b>\$0.00</b>	<b>\$5,400.00</b>	<b>\$0.00</b>

**Total :**

					<b>\$51,710.00</b>	<b>\$0.00</b>	<b>\$94,897.86</b>	<b>\$0.00</b>	<b>\$94,897.86</b>	<b>\$0.00</b>
--	--	--	--	--	--------------------	---------------	--------------------	---------------	--------------------	---------------

T W SUPERANNUATION FUND

# Yearly Projected Pension Calculation Report



As at 01 July 2019

Member Name	Member Code	Pension Type	Pension Start/ Conversion Date	Age (as at 01/07/2019)	Opening Balance	Minimum Amount	Maximum Amount	Tax Free %	Min Tax Free Payments	Min Taxable Payments
Boddice, Bruce Anthony	BODBRU00002P	Account Based Pension	01/07/2015	68	833,053.89	41,650.00	N/A	8.79	3,661.04	37,988.96
					<b>833,053.89</b>	<b>41,650.00</b>			<b>3,661.04</b>	<b>37,988.96</b>
Boddice, Gayle Florence	BODGAY00001P	Account Based Pension	01/07/2015	72	99,111.73	4,960.00	N/A	12.72	630.91	4,329.09
					<b>99,111.73</b>	<b>4,960.00</b>			<b>630.91</b>	<b>4,329.09</b>
					<b>932,165.62</b>	<b>46,610.00</b>			<b>4,291.95</b>	<b>42,318.05</b>

24 July 2019

Dear Sir/Madam,

**Re: T W SUPERANNUATION FUND  
Trustee Representation Letter**

This representation letter is provided in connection with your audit of the financial report of the T W SUPERANNUATION FUND (the Fund) and the Fund's compliance with the Superannuation Industry (Supervision) Act 1993 (SISA) and SIS Regulations (SISR), for the year ended 30/06/2019, for the purpose of you expressing an opinion as to whether the financial report is, in all material respects, presented fairly in accordance with the accounting policies adopted by the Fund and the Fund complied, in all material respects, with the relevant requirements of SISA and SISR.

The Trustees have determined that the Fund is not a reporting entity for the year ended 30/06/2019 and that the requirement to apply Australian Accounting Standards and other mandatory reporting requirements do not apply to the Fund. Accordingly, the financial report prepared is a special purpose financial report which is for distribution to members of the Fund and to satisfy the requirements of the SISA and SISR. We acknowledge our responsibility for ensuring that the financial report is in accordance with the accounting policies as selected by ourselves and requirements of the SISA and SISR, and confirm that the financial report is free of material misstatements, including omissions.

We confirm, to the best of our knowledge and belief, the following representations are made to you during your audit.

**1. Sole Purpose Test**

The Fund is maintained for the sole purpose of providing benefits for each member on their retirement, death, termination of employment or ill-health.

**2. Trustees are not disqualified**

No disqualified person acts as a director of the trustee company/an individual trustee.

**3. Fund's Governing Rules, Trustees' Responsibilities and Fund Conduct**

The Fund meets the definition of a self-managed superannuation fund under SISA, including that no member is an employee of another member, unless they are relatives and no trustee/director of the corporate trustee receives any remuneration for any duties or services performed by the trustee/director in relation to the fund.

The Fund has been conducted in accordance with its governing rules at all times during the year and there were no amendments to the governing rules during the year, except as notified to you.

The Trustees have complied with all aspects of the trustee requirements of the SISA and SISR.

The Trustees are not subject to any contract or obligation which would prevent or hinder the Trustees in properly executing their functions and powers.

The Fund has been conducted in accordance with the SISA, the SISR and the governing rules of the Fund.

The Fund has complied with the requirements of the SISA and SISR specified in the approved form auditor's report as issued by the ATO, which are sections 17A, 35AE, 35B, 35C(2), 52B(2)(d), 52B(2)(e), 62, 65, 66, 67, 67A, 67B, 69-71E, 73-75, 80-85, 103, 104A, 105, 109 and 126K of the SISA and regulations 1.06(9A), 4.09, 4.09A, 5.03, 5.08, 6.17, 7.04, 8.02B, 13.12, 13.13, 13.14 and 13.18AA of the SISR.

All contributions accepted and benefits paid have been in accordance with the governing rules of the Fund and relevant provisions of the SISA and SISR.

There have been no communications from regulatory agencies concerning non-compliance with, or deficiencies in, financial reporting practices that could have a material effect on the financial report *or we have disclosed to you all known instances of non-compliance or suspected non-compliance with laws and regulations whose effects should be considered when preparing the financial report and the Auditor's/actuary contravention report.*

#### **4. Investment Strategy**

The investment strategy has been determined and reviewed with due regard to risk, including recoverability of investments, return, liquidity, diversity and the insurance needs of Fund members, and the assets of the Fund are in line with this strategy.

#### **5. Accounting Policies**

All the significant accounting policies of the Fund are adequately described in the Financial Report and the Notes attached thereto. These policies are consistent with the policies adopted last year.

#### **6. Fund Books and Records**

All transactions have been recorded in the accounting records and are reflected in the financial report. We have made available to you all financial records and related data, other information, explanations and assistance necessary for the conduct of the audit; and minutes of all meetings of the Trustees.

We acknowledge our responsibility for the design and implementation of internal controls to prevent and detect error and fraud. We have established and maintained an adequate internal control structure to facilitate the preparation of reliable financial reports, and adequate financial records have been maintained. There are no material transactions that have not been properly recorded in the accounting records underlying the financial report.

We have disclosed to you the results of our assessment of the risk that the financial report may be materially misstated as a result of fraud. We have disclosed to you all information in relation to fraud or suspected fraud that we are aware of and that affects the Fund and involves the Trustees or others.

In instances where the fund uses a custodian, we confirm we have not been advised of any fraud, non-compliance with laws and regulations or uncorrected misstatements that would affect the financial report of the fund.

Information retention obligations have been complied with, including:

- Accounting records and financial reports are being kept for five (5) years,
- Minutes and records of Trustees'/Directors of the corporate trustee meetings are being kept for ten (10) years;
- Records of Trustees'/Directors of the corporate trustees' changes and trustees' consents are being kept for at least ten (10) years;
- Copies of all member or beneficiary reports are being kept for ten (10) years; and
- Trustee declarations in the approved form have been signed and are being kept for each Trustee appointed after 30 June 2007.

#### **7. Fraud, error and non-compliance**

There have been no:

- a) Frauds, error or non-compliance with laws and regulations involving management or employees who have a significant role in the internal control structure that could have a material effect on the financial report.
- b) Communications from regulatory agencies concerning non-compliance with, or deficiencies in, financial reporting practices that could have a material effect on the financial report.
- c) Violations or possible violations of laws or regulations whose effects should have been considered for disclosure in the financial report or as a basis for recording an expense.

#### **8. Asset Form and Valuation**

The assets of the Fund are being held in a form suitable for the benefit of the Members of the Fund, and are in accordance with our investment strategy.

Investments are carried in the books at their net market value. Such amounts are considered reasonable in light of present circumstances.

We have no plans or intentions that may materially affect the carrying values, or classification, of assets and liabilities.

We have assessed their recoverability and we are comfortable that the fund will be able, if needed, to realise these assets.



There are no commitments, fixed or contingent, for the purchase or sale of long term investments.

## **9. Safeguarding Assets**

We have considered the importance of safeguarding the assets of the fund, and we confirm we have the following procedures in place to achieve this:

- Authorised signatories on bank and investment accounts are regularly reviewed and considered appropriate; and
- Tangible assets are, where appropriate, adequately insured and appropriately stored.

## **10. Significant Assumptions**

We believe that significant assumptions used by us in making accounting estimates are reasonable.

## **11. Uncorrected misstatements**

We believe the effects of those uncorrected financial report misstatements aggregated by the auditor during the audit are immaterial, both individually and in aggregate, to the financial report taken as a whole. If applicable, a summary of such items is attached.

## **12. Ownership and Pledging of Assets**

The Fund has satisfactory title to all assets appearing in the Statement of Financial Position. All investments are registered in the name of the Fund, where possible, and are in the custody of the respective Trustee.

There are no liens or encumbrances on any assets or benefits and no assets, benefits or interests in the Fund have been pledged or assigned to secure liabilities of others.

All assets of the Fund are held separately from the assets of the members, employers and the Trustees. All assets are acquired, maintained and disposed of on an arm's length basis and appropriate action is taken to protect the assets of the Fund.

## **13. Payment of benefits**

Benefits have been calculated and provided to members in accordance with the provisions of the Fund's governing rules and the relevant legislation.

The Trustee has revalued Member/s benefits to market value just prior to paying out a portion or all of a member's account balance.

## **14. Related Parties**

We have disclosed to you the identity of the Fund's related parties and all related party transactions and relationships. Related party transactions and related amounts receivable have been properly recorded or disclosed in the financial report.

*[Delete this paragraph if not applicable]*

Acquisitions from, loans to, leasing of assets to and investments in related parties have not exceeded the in-house asset restrictions in the SISA at the time of investment, acquisition or at year end.

The Fund has not made any loans or provided financial assistance to members of the Fund or their relatives.

If the Fund owns residential property the members of the Fund or associates or other related parties do not lease, or use the property for personal use.

## **15. Acquisitions from related parties**

No assets have been acquired by the Fund from members or associates or other related parties of the Fund other than those assets specifically exempted by Section 66 of SISA.

## **16. Borrowings**

The Fund has not borrowed money or maintained any borrowings during the period, with the exception of borrowings which were allowable under SISA.

## 17. Subsequent Events

No events or transactions have occurred since the date of the financial report, or are pending, which would have a significant adverse effect on the Fund's financial position at that date, or which are of such significance in relation to the Fund as to require mention in the notes to the Financial Statements in order to ensure they are not misleading as to the financial position of the Fund or its operations.

## 18. Outstanding Legal Action

*[Delete this paragraph if not applicable]*

We confirm that you have been advised of all significant legal matters, and that all known actual or possible litigation and claims have been adequately accounted for, and been appropriately disclosed in the financial report.

There have been no communications from the ATO concerning a contravention of the SISA or SISR which has occurred, is occurring or is about to occur.

## 19. Going Concern

We confirm we have no knowledge of any event or conditions that would cast significant doubt on the fund's ability to continue as a going concern.

## 20. Residency

The Trustees declare that the Fund was a resident Australian superannuation fund at all times during the year of income.

## 21. Investment Returns

Investment returns of the Fund have been allocated to members in a manner that is fair and reasonable.

## 22. Insurance

Where the Fund has taken out a life insurance policy on behalf of a member, the Trustee confirms that the Fund is the beneficial owner.

The Trustee also confirms that the Fund has not purchased a policy over the life of a member, where the purchase is a condition and consequence of a buy-sell agreement the member has entered into with another individual.

## 23. Limiting powers of Trustees

The Trustees have not entered into a contract or done anything else, that would prevent the Trustees from, or hinder the Trustees in, properly performing or exercising the Trustees' functions and powers.

## 24. Collectables and Personal Use Assets

If the Trustees own collectables and/or personal use assets these assets are not being used for personal use.

We understand that your examination was made in accordance with Australian Auditing Standards and applicable Standards on Assurance Engagements and was, therefore, designed primarily for the purpose of expressing an opinion on the financial report of the Fund taken as a whole, and on the compliance of the Fund with specified requirements of SISA and SISR, and that your tests of the financial and compliance records and other auditing procedures were limited to those which you considered necessary for that purpose.

Yours sincerely,

**For and on behalf of the Trustee(s)**

.....  
Bruce Anthony Boddice

Trustee  
24 July 2019

.....  
Gayle Florence Boddice

Trustee  
24 July 2019

24/07/2019

To the trustee of the  
T W SUPERANNUATION FUND  
43 Farrell Street,  
Ashgrove  
Queensland, 4060

Dear Trustee,

### **The Objective and Scope of the Audit**

You have requested that we audit the T W SUPERANNUATION FUND (the Fund):

1. financial report, which comprises the statement of financial position, as at 30/06/2019 and the operating statement for the year then ended and the notes to the financial statements; and
2. compliance during the same period with the requirements of the Superannuation Industry (Supervision) Act 1993 (SISA) and SIS Regulations (SISR) specified in the approved form auditor's report as issued by the ATO, which are sections 17A, 35AE, 35B, 35C(2), 62, 65, 66, 67, 67A, 67B, 82-85, 103, 104, 104A, 105, 109 and 126K of the SISA and regulations 1.06(9A), 4.09, 4.09A, 5.03, 5.08, 6.17, 7.04, 8.02B, 13.12, 13.13, 13.14 and 13.18AA of the SISR.

We are pleased to confirm our acceptance and our understanding of this engagement by means of this letter. Our audit will be conducted pursuant to the SISA with the objective of our expressing an opinion on the financial report and the fund's compliance with the specified requirements of the SISA and SISR.

### **The Responsibilities of the Auditor**

We will conduct our financial audit in accordance with Australian Auditing Standards and our compliance engagement in accordance with applicable Standards on Assurance Engagements, issued by the Auditing and Assurance Standards Board (AUASB). These standards require that we comply with relevant ethical requirements relating to audit and assurance engagements and plan and perform the audit to obtain reasonable assurance whether the financial report is free from material misstatement and that you have complied, in all material respects, with the specified requirements of the SISA and SISR.

The annual audit of the financial reports and records of the Fund must be carried out during and after the end of each year of income. In accordance with section 35C of the SISA, we are required to provide to the trustees of the Fund an auditor's report in the approved form within the prescribed time as set out in the SISR, 28 days after the trustees have provided all documents relevant to the preparation of the auditor's report.

### **Financial Audit**

A financial audit involves performing audit procedures to obtain audit evidence about the amounts and disclosures in the financial report. The procedures selected depend on the auditor's judgement, including the assessment of the risks of material misstatement of the financial report, whether due to fraud or error. A financial audit also includes evaluating the appropriateness of the financial reporting framework, accounting policies used and the reasonableness of accounting estimates made by the trustees, as well as evaluating the overall presentation of the financial report. Due to the test nature and other inherent limitations of an audit, together with the inherent limitations of any accounting and internal control system, there is an unavoidable risk that even some material misstatements may remain undiscovered.

In making our risk assessments, we consider internal controls relevant to the fund's preparation of the financial report in order to design audit procedures that are appropriate in the circumstances, but not for the purpose of expressing an opinion on the effectiveness of the fund's internal controls. However, we expect to provide you with a separate letter concerning any significant deficiencies in the fund's system of accounting and internal controls that come to our attention during the audit of the financial report. This will be in the form of a letter to the Trustee.

### **Compliance Engagement**

A compliance engagement involves performing audit procedures to obtain audit evidence about the fund's compliance with the provisions of the SISA and SISR specified in the ATO's approved form auditor's report.

Our compliance engagement with respect to investments includes determining whether the investments are made for the sole purpose of funding members' retirement, death or disability benefits and whether you have an investment strategy for the fund, which has been reviewed regularly and gives due consideration to risk, return, liquidity, diversification and the insurance needs of members/managers. Our procedures will include testing whether the investments are made for the allowable purposes in accordance with the investment strategy, but not for the purpose of assessing the appropriateness of those investments to the members.

### **The Responsibilities of the Trustees**

We take this opportunity to remind you that it is the responsibility of the trustees to ensure that the fund, at all times, complies with the SISA and SISR as well as any other legislation relevant to the fund. The trustees are also responsible for the preparation and fair presentation of the financial report.

Our auditor's report will explain that the trustees are responsible for the preparation and the fair presentation of the financial report and for determining that the accounting policies used are consistent with the financial reporting requirements of the SMSF's governing rules, comply with the requirements of SISA and SISR and are appropriate to meet the needs of the members. This responsibility includes:

- Establishing and maintaining controls relevant to the preparation of a financial report that is free from misstatement, whether due to fraud or error. The system of accounting and internal control should be adequate in ensuring that all transactions are recorded and that the recorded transactions are valid, accurate, authorised, properly classified and promptly recorded, so as to facilitate the preparation of reliable financial information. This responsibility to maintain adequate internal controls also extends to the Fund's compliance with SIS including any Circulars and Guidelines issued by a relevant regulator to the extent applicable. The internal controls should be sufficient to prevent and/or detect material non-compliance with such legislative requirements.
- Selecting and applying appropriate accounting policies.
- Making accounting estimates that are reasonable in the circumstances; and
- Making available to us all the books of the Funds, including any registers and general documents, minutes and other relevant papers of all Trustee meetings and giving us any information, explanations and assistance we require for the purposes of our audit. Section 35C(2) of SIS requires that Trustees must give to the auditor any document that the auditor requests in writing within 14 days of the request.

As part of our audit process, we will request from the trustees written confirmation concerning representations made to us in connection with the audit.

Our audit report is prepared for the members of the Fund and we disclaim any assumption of responsibility for any reliance on our report, or on the financial report to which it relates, to any person other than the members of the fund, or for any purpose other than that for which it was prepared.

Our audit report should not be used in determining the amount to pay member's benefits. The Trustee should calculate the amount of the benefit payment based on the market value (if applicable) of Fund assets at the date of payment provided this is consistent with the Fund's trust deed, SISA, SISR, or any agreement reached with the member.

### **Independence**

We confirm that, to the best of our knowledge and belief, the engagement team meets the current independence requirements of the SISA and SISR including *APES 110 Code of Ethics for Professional Accountants* in relation to the audit of the Fund. In conducting our financial audit and compliance engagement, should we become aware that we have contravened the independence requirements, we shall notify you on a timely basis.

### **Report on Matters Identified**

Under section 129 of the SISA, we are required to report to you in writing, if during the course of, or in connection with, our audit, we become aware of any contravention of the SISA or SISR which we believe has occurred, is occurring or may occur. Furthermore, you should be aware that we are also required to notify the Australian Taxation Office (ATO) of certain contraventions of the SISA and SISR that we become aware of during the audit, which meet the tests stipulated by the ATO, irrespective of the materiality of the contravention or action taken by the trustees to rectify the matter. Finally, under section 130, we are required to report to you and the ATO if we believe the financial position of the Fund may be, or may be about to become unsatisfactory.

You should not assume that any matters reported to you, or that a report that there are no matters to be communicated, indicates that there are no additional matters, or matters that you should be aware of in meeting your responsibilities. The completed audit report may be provided to you as a signed hard copy or a signed electronic version.

**Compliance Program**

The conduct of our engagement in accordance with Australian Auditing Standards and applicable Standards on Assurance Engagements means that information acquired by us in the course of our engagement is subject to strict confidentiality requirements. Information will not be disclosed by us to other parties except as required or allowed for by law or professional standards, or with your express consent. Our audit files may, however, be subject to review as part of the compliance program of a professional accounting body or the ATO. We advise you that by signing this letter you acknowledge that, if requested, our audit files relating to this audit will be made available under these programs. Should this occur, we will advise you. The same strict confidentiality requirements apply under these programs as apply to us as your auditor.

**Limitation of Liability**

As a practitioner/firm participating in a scheme approved under the Professional Services Legislation, our liability may be limited under the scheme.

**Fees**

We look forward to full co-operation with you/your administrator and we trust that you will make available to us whatever records, documentation and other information are requested in connection with our audit.

Our fees, which will be billed as work progresses, are based on the time required by staff members assigned to the engagement plus out-of-pocket expenses. Individual hourly rates vary according to the degree of responsibility involved and the experience and skills required. Our annual audit fee will be revised and agreed upon each year with the Trustee. Any additional services required, that are outside the scope of this engagement, will be billed on a time basis.

If we are required to respond to requests for information from regulators in relation to our engagement as auditor, the Fund will reimburse us at standard billing rates for our professional time and expenses, including reasonable legal fees, incurred in responding to such requests.

**We would appreciate if you could sign and return the attached copy of this letter to indicate that it is in accordance with your understanding of the arrangements for our financial audit and compliance engagement of the Fund.**

Yours sincerely

Acknowledged on behalf of the Trustee of the T W SUPERANNUATION FUND by:

(Signed) .....  
(dated)            /    /