

Operating Statement

For the year ended 30 June 2019

	Note	2019 \$	2018 \$
Income			
Investment Income			
Dividends Received	7	32,665.91	27,555.39
Interest Received		45,367.36	26,228.01
Investment Gains			
Changes in Market Values	8	17,231.64	(57,146.22)
Total Income		<u>95,264.91</u>	<u>(3,362.82)</u>
Expenses			
Accountancy Fees		3,245.00	3,025.00
ATO Supervisory Levy		259.00	259.00
Auditor's Remuneration		605.00	605.00
Advisor Fees		2,364.96	2,364.96
Investment Expenses		498.64	0.00
Member Payments			
Pensions Paid		95,800.00	100,800.00
Total Expenses		<u>102,772.60</u>	<u>107,053.96</u>
Benefits accrued as a result of operations before income tax			
		<u>(7,507.69)</u>	<u>(110,416.78)</u>
Income Tax Expense	9	(13,841.79)	(11,725.83)
Benefits accrued as a result of operations		<u>6,334.10</u>	<u>(98,690.95)</u>

Refer to compilation report

Detailed Operating Statement

For the year ended 30 June 2019

	2019	2018
	\$	\$
Income		
Investment Income		
Dividends Received		
AMP Limited	924.00	1,914.00
Commonwealth Bank Of Australia.	6,916.11	6,518.50
Cybg Plc	12.03	3.75
National Australia Bank Limited	1,710.72	1,710.72
Perpetual Limited	1,825.85	1,860.30
Suncorp Group Limited	2,066.40	1,839.60
Tabcorp Holdings Limited	2,163.00	887.50
Tatts Group Limited	0.00	2,093.00
Telstra Corporation Limited.	2,880.40	4,017.40
Wesfarmers Limited	2,220.80	1,547.62
Westpac Banking Corporation	6,768.00	4,512.00
Woolworths Group Limited	5,178.60	651.00
	<u>32,665.91</u>	<u>27,555.39</u>
Interest Received		
Bank Acc Suncorp *2439	0.00	35.78
Macquarie CMA 960612398	995.64	1,501.56
Term Deposit - CBA 4363	3,181.56	4,910.22
Term Deposit Suncorp 0103	3,165.45	0.00
Term Deposit Suncorp 0154	3,957.95	0.00
Term Deposit Suncorp 1398	3,335.76	0.00
Term Deposit Suncorp 1444	1,951.08	0.00
Term Deposit Suncorp 2367	0.00	2,529.04
Term Deposit Suncorp 2582	0.00	2,696.61
Term Deposit Suncorp 2639	0.00	3,371.73
Term Deposit Suncorp 2728	0.00	2,303.99
Term Deposit Suncorp 2779	0.00	3,936.54
Term Deposit Suncorp 4098	2,900.01	0.00
Term Deposit Suncorp 4101	2,319.34	0.00
Term Deposit Suncorp 4682	0.00	2,361.50
Term Deposit Suncorp 5712	5,184.91	0.00
Term Deposit Suncorp 6190	3,091.35	0.00
Term Deposit Suncorp 7806	1,934.31	0.00
TERM DEPOSIT SUNCORP 8532	4,048.34	0.00
Term Deposit Suncorp 9043	3,422.26	0.00
Term Deposit Suncorp 9051	2,737.02	0.00
Term Deposit Suncorp 9108	3,142.38	0.00
Term Deposit Suncorp 9148	0.00	2,581.04
	<u>45,367.36</u>	<u>26,228.01</u>
Investment Gains		
Realised Movements in Market Value		
Shares in Listed Companies (Australian)		
Tatts Group Limited	0.00	(8,481.97)
Woolworths Group Limited	(4,148.67)	0.00
	<u>(4,148.67)</u>	<u>(8,481.97)</u>
Unrealised Movements in Market Value		
Shares in Listed Companies (Australian)		
AMP Limited	(9,504.00)	(10,758.00)
Coles Group Limited.	4,726.72	0.00
Commonwealth Bank Of Australia.	16,636.02	(15,068.55)
Cybg Plc	(477.36)	198.72
National Australia Bank Limited	(596.16)	(1,883.52)

Refer to compilation report

CACCIOLA SELF MANAGED SUPERANNUATION FUND**Detailed Operating Statement**

For the year ended 30 June 2019

	2019	2018
	\$	\$
Perpetual Limited	440.96	(9,832.03)
Suncorp Group Limited	(2,822.40)	(579.60)
Tabcorp Holdings Limited	(103.00)	14,346.02
Tatts Group Limited	0.00	(6,613.05)
Telstra Corporation Limited.	18,646.80	(25,468.80)
Wesfarmers Limited	(4,622.62)	6,412.56
Westpac Banking Corporation	(2,256.00)	(2,904.00)
Woolworths Group Limited	1,311.35	3,486.00
	<u>21,380.31</u>	<u>(48,664.25)</u>
Changes in Market Values	<u>17,231.64</u>	<u>(57,146.22)</u>
Total Income	<u>95,264.91</u>	<u>(3,362.82)</u>
Expenses		
Accountancy Fees	3,245.00	3,025.00
Advisor Fees	2,364.96	2,364.96
ATO Supervisory Levy	259.00	259.00
Auditor's Remuneration	605.00	605.00
	<u>6,473.96</u>	<u>6,253.96</u>
Investment Expenses		
Woolworths Group Limited	498.64	0.00
	<u>498.64</u>	<u>0.00</u>
Member Payments		
Pensions Paid		
CACCIOLA, LYNDA - Pension (ABP 101)	21,200.00	22,300.00
CACCIOLA, CARMELO - Pension (ABP 101)	74,600.00	78,500.00
	<u>95,800.00</u>	<u>100,800.00</u>
Total Expenses	<u>102,772.60</u>	<u>107,053.96</u>
Benefits accrued as a result of operations before income tax	<u>(7,507.69)</u>	<u>(110,416.78)</u>
Income Tax Expense		
Income Tax Expense	(13,841.79)	(11,725.83)
Total Income Tax	<u>(13,841.79)</u>	<u>(11,725.83)</u>
Benefits accrued as a result of operations	<u>6,334.10</u>	<u>(98,690.95)</u>

Refer to compilation report

CACCIOLA SELF MANAGED SUPERANNUATION FUND
Statement of Financial Position

As at 30 June 2019

	Note	2019 \$	2018 \$
Assets			
Investments			
Shares in Listed Companies (Australian)	2	463,375.46	440,628.03
Total Investments		<u>463,375.46</u>	<u>440,628.03</u>
Other Assets			
Reinvestment Residual Account		63.75	43.43
Macquarie CMA 960612398		103,539.00	63,278.77
Bank Acc Suncorp *2439		0.00	1.16
Term Deposit - CBA 4363		65,000.00	165,000.00
Term Deposit Suncorp 0154		0.00	257,147.07
Term Deposit Suncorp 0103		0.00	205,658.80
Term Deposit Suncorp 1398		0.00	257,302.29
Term Deposit Suncorp 1444		0.00	153,446.90
Term Deposit Suncorp 7806		0.00	156,027.94
TERM DEPOSIT SUNCORP 8532		0.00	203,504.66
Term Deposit Suncorp 7969		265,822.96	0.00
Term Deposit Suncorp 4257		267,427.29	0.00
Term Deposit Suncorp 4214		213,880.61	0.00
Term Deposit Suncorp 6112		207,553.00	0.00
Term Deposit Suncorp 4147		161,105.79	0.00
Term Deposit Suncorp 7834		158,489.33	0.00
Income Tax Refundable		13,841.79	11,725.83
Total Other Assets		<u>1,456,723.52</u>	<u>1,473,136.85</u>
Total Assets		<u>1,920,098.98</u>	<u>1,913,764.88</u>
Net assets available to pay benefits		<u>1,920,098.98</u>	<u>1,913,764.88</u>
Represented by:			
Liability for accrued benefits allocated to members' accounts			
	4, 5		
CACCIOLA, CARMELO - Pension (ABP 101)		1,496,582.15	1,491,578.83
CACCIOLA, LYNDA - Pension (ABP 101)		423,516.83	422,186.05
Total Liability for accrued benefits allocated to members' accounts		<u>1,920,098.98</u>	<u>1,913,764.88</u>

Refer to compilation report

CACCIOLA SELF MANAGED SUPERANNUATION FUND
Detailed Statement of Financial Position

As at 30 June 2019

	Note	2019 \$	2018 \$
Assets			
Investments			
Shares in Listed Companies (Australian)	2		
Telstra Corporation Limited.		58,366.00	39,719.20
Wesfarmers Limited		25,095.04	34,255.84
Westpac Banking Corporation		68,064.00	70,320.00
Cybg Plc		738.72	1,216.08
Commonwealth Bank Of Australia.		138,739.28	115,207.47
Woolworths Group Limited		17,146.68	21,364.00
AMP Limited		13,992.00	23,496.00
Coles Group Limited.		9,264.90	0.00
National Australia Bank Limited		23,086.08	23,682.24
Suncorp Group Limited		33,944.40	36,766.80
Tabcorp Holdings Limited		45,835.00	45,938.00
Perpetual Limited		29,103.36	28,662.40
Total Investments		<u>463,375.46</u>	<u>440,628.03</u>
Other Assets			
Bank Accounts	3		
Macquarie CMA 960612398		103,539.00	63,278.77
Bank Acc Suncorp *2439		0.00	1.16
Term Deposits	3		
Term Deposit Suncorp 0154		0.00	257,147.07
Term Deposit Suncorp 7834		158,489.33	0.00
Term Deposit Suncorp 6112		207,553.00	0.00
Term Deposit Suncorp 4147		161,105.79	0.00
Term Deposit Suncorp 0103		0.00	205,658.80
TERM DEPOSIT SUNCORP 8532		0.00	203,504.66
Term Deposit Suncorp 1398		0.00	257,302.29
Term Deposit Suncorp 4257		267,427.29	0.00
Term Deposit Suncorp 7969		265,822.96	0.00
Term Deposit Suncorp 1444		0.00	153,446.90
Term Deposit Suncorp 7806		0.00	156,027.94
Term Deposit - CBA 4363		65,000.00	165,000.00
Term Deposit Suncorp 4214		213,880.61	0.00
Reinvestment Residual Account			
Commonwealth Bank Of Australia.		63.75	43.43
Income Tax Refundable		13,841.79	11,725.83
Total Other Assets		<u>1,456,723.52</u>	<u>1,473,136.85</u>
Total Assets		<u>1,920,098.98</u>	<u>1,913,764.88</u>

Refer to compilation report

CACCIOLA SELF MANAGED SUPERANNUATION FUND

Detailed Statement of Financial Position

As at 30 June 2019

	Note	2019	2018
		\$	\$
Net assets available to pay benefits		<u>1,920,098.98</u>	<u>1,913,764.88</u>
Represented By :			
Liability for accrued benefits allocated to members' accounts	4, 5		
CACCIOLA, CARMELO - Pension (ABP 101)		1,496,582.15	1,491,578.83
CACCIOLA, LYNDA - Pension (ABP 101)		423,516.83	422,186.05
Total Liability for accrued benefits allocated to members' accounts		<u>1,920,098.98</u>	<u>1,913,764.88</u>

Refer to compilation report

CACCIOLA SELF MANAGED SUPERANNUATION FUND

General Ledger



For The Period 01 July 2018 - 30 June 2019

Transaction Date	Description	Units	Debit	Credit	Balance \$
Dividends Received (23900)					
<u>AMP Limited (AMP.AX)</u>					
28/09/2018	AMP LIMITED 18INT/01223760 [System Matched Income Data]			660.00	660.00 CR
28/03/2019	AMP LIMITED 18FIN/01220332 [System Matched Income Data]			264.00	924.00 CR
				924.00	924.00 CR
<u>Commonwealth Bank Of Australia. (CBA.AX)</u>					
28/09/2018	231C FRANKED@30%; DRP NIL DISCOUNT			3,652.11	3,652.11 CR
28/03/2019	200C FRANKED@30%; DRP NIL DISCOUNT			3,264.00	6,916.11 CR
				6,916.11	6,916.11 CR
<u>Cybg Plc (CYB.AX)</u>					
15/02/2019	CYBG DIVIDEND AU002/00891700 [System Matched Income Data]			12.03	12.03 CR
				12.03	12.03 CR
<u>National Australia Bank Limited (NAB.AX)</u>					
05/07/2018	NAB INTERIM DIV DV191/00510335 [System Matched Income Data]			855.36	855.36 CR
14/12/2018	NAB FINAL DIV DV192/00504179 [System Matched Income Data]			855.36	1,710.72 CR
				1,710.72	1,710.72 CR
<u>Perpetual Limited (PPT.AX)</u>					
08/10/2018	C-PPT FNL DIV 001221991634 [System Matched Income Data]			964.60	964.60 CR
29/03/2019	C-PPT ITM DIV 001228176246 [System Matched Income Data]			861.25	1,825.85 CR
				1,825.85	1,825.85 CR
<u>Suncorp Group Limited (SUN.AX)</u>					
19/09/2018	C-SUN FNL&SPC DIV 001218760801 [System Matched Income Data]			1,209.60	1,209.60 CR
02/04/2019	C-SUN INTERIM DIV 001225422520 [System Matched Income Data]			655.20	1,864.80 CR
03/05/2019	C-SUN SPECIAL DIV 001228858365 [System Matched Income Data]			201.60	2,066.40 CR
				2,066.40	2,066.40 CR
<u>Tabcorp Holdings Limited (TAH.AX)</u>					
14/09/2018	TABCORP DIV 001218101305 [System Matched Income Data]			1,030.00	1,030.00 CR
13/03/2019	TABCORP DIV 001225192075 [System Matched Income Data]			1,133.00	2,163.00 CR
				2,163.00	2,163.00 CR
<u>Telstra Corporation Limited. (TLS.AX)</u>					
27/09/2018	C-TLS FNL DIV 001220288303 [System Matched Income Data]			1,667.60	1,667.60 CR
29/03/2019	C-TLS INT DIV 001226789896 [System Matched Income Data]			1,212.80	2,880.40 CR
				2,880.40	2,880.40 CR
<u>Westpac Banking Corporation (WBC.AX)</u>					
04/07/2018	C-WBC DIVIDEND 001216486912 [System Matched Income Data]			2,256.00	2,256.00 CR
20/12/2018	C-WBC DIVIDEND 001223340993 [System Matched Income Data]			2,256.00	4,512.00 CR
24/06/2019	C-WBC DIVIDEND 001229662815 [System Matched Income Data]			2,256.00	6,768.00 CR

CACCIOLA SELF MANAGED SUPERANNUATION FUND

General Ledger

For The Period 01 July 2018 - 30 June 2019

Transaction Date	Description	Units	Debit	Credit	Balance \$
				6,768.00	6,768.00 CR
<u>Wesfarmers Limited (WES.AX)</u>					
27/09/2018	WESFARMERS LTD FIN18/01006358 [System Matched Income Data]			832.80	832.80 CR
10/04/2019	WESFARMERS LTD INT19/01004285 [System Matched Income Data]			1,388.00	2,220.80 CR
				2,220.80	2,220.80 CR
<u>Woolworths Group Limited (WOW.AX)</u>					
12/10/2018	WOW DIV 001222259320 [System Matched Income Data]			420.00	420.00 CR
05/04/2019	WOW ITM DIV 001227384518 [System Matched Income Data]			315.00	735.00 CR
27/05/2019	Woolworths buy back			4,443.60	5,178.60 CR
				5,178.60	5,178.60 CR
Changes in Market Values of Investments (24700)					
<u>Changes in Market Values of Investments (24700)</u>					
27/05/2019	Woolworths buy back (WOW.AX)		4,148.67		4,148.67 DR
27/05/2019	Unrealised Gain writeback as at 27/05/2019 (WOW.AX)		87.01		4,235.68 DR
30/06/2019	Revaluation - 28/06/2019 @ \$13.470000 (System Price) - 2,520.000000 Units on hand (SUN.AX)		2,822.40		7,058.08 DR
30/06/2019	Revaluation - 28/06/2019 @ \$26.720000 (System Price) - 864.000000 Units on hand (NAB.AX)		596.16		7,654.24 DR
30/06/2019	Revaluation - 28/06/2019 @ \$82.780000 (System Price) - 1,676.000000 Units on hand (CBA.AX)			16,636.02	8,981.78 CR
30/06/2019	Revaluation - 28/06/2019 @ \$2.120000 (System Price) - 6,600.000000 Units on hand (AMP.AX)		9,504.00		522.22 DR
30/06/2019	Revaluation - 28/06/2019 @ \$13.350000 (System Price) - 694.000000 Units on hand (COL.AX)			4,726.72	4,204.50 CR
30/06/2019	Revaluation - 28/06/2019 @ \$3.420000 (System Price) - 216.000000 Units on hand (CYB.AX)		477.36		3,727.14 CR
30/06/2019	Revaluation - 28/06/2019 @ \$28.360000 (System Price) - 2,400.000000 Units on hand (WBC.AX)		2,256.00		1,471.14 CR
30/06/2019	Revaluation - 28/06/2019 @ \$36.160000 (System Price) - 694.000000 Units on hand (WES.AX)		4,622.62		3,151.48 DR
30/06/2019	Revaluation - 28/06/2019 @ \$4.450000 (System Price) - 10,300.000000 Units on hand (TAH.AX)		103.00		3,254.48 DR
30/06/2019	Revaluation - 28/06/2019 @ \$42.240000 (System Price) - 689.000000 Units on hand (PPT.AX)			440.96	2,813.52 DR
30/06/2019	Revaluation - 28/06/2019 @ \$33.230000 (System Price) - 516.000000 Units on hand (WOW.AX)			1,398.36	1,415.16 DR
30/06/2019	Revaluation - 28/06/2019 @ \$3.850000 (System Price) - 15,160.000000 Units on hand (TLS.AX)			18,646.80	17,231.64 CR

CACCIOLA SELF MANAGED SUPERANNUATION FUND

General Ledger

For The Period 01 July 2018 - 30 June 2019

Transaction Date	Description	Units	Debit	Credit	Balance \$
			24,617.22	41,848.86	17,231.64 CR
Interest Received (25000)					
<u>Macquarie CMA 960612398 (MBL960612398)</u>					
31/07/2018	MACQUARIE CMA INTEREST PAID			67.41	67.41 CR
31/08/2018	MACQUARIE CMA INTEREST PAID			67.53	134.94 CR
28/09/2018	MACQUARIE CMA INTEREST PAID			66.83	201.77 CR
31/10/2018	MACQUARIE CMA INTEREST PAID			74.34	276.11 CR
30/11/2018	MACQUARIE CMA INTEREST PAID			72.23	348.34 CR
31/12/2018	MACQUARIE CMA INTEREST PAID			76.07	424.41 CR
31/01/2019	MACQUARIE CMA INTEREST PAID			77.77	502.18 CR
28/02/2019	MACQUARIE CMA INTEREST PAID			74.19	576.37 CR
29/03/2019	MACQUARIE CMA INTEREST PAID			134.06	710.43 CR
30/04/2019	MACQUARIE CMA INTEREST PAID			96.71	807.14 CR
31/05/2019	MACQUARIE CMA INTEREST PAID			100.99	908.13 CR
28/06/2019	MACQUARIE CMA INTEREST PAID			87.51	995.64 CR
				995.64	995.64 CR
<u>Term Deposit - CBA 4363 (TDCBA4363)</u>					
25/02/2019	CBA - NetBank Int on xxx4363			3,181.56	3,181.56 CR
				3,181.56	3,181.56 CR
<u>Term Deposit Suncorp 5712 (TDSUN5712)</u>					
30/04/2019	TD Interest			5,184.91	5,184.91 CR
				5,184.91	5,184.91 CR
<u>Term Deposit Suncorp 9043 (TDSUN9043)</u>					
08/01/2019	TD interest			3,422.26	3,422.26 CR
				3,422.26	3,422.26 CR
<u>Term Deposit Suncorp 0103 (TDSUNCORP0103)</u>					
08/07/2018	TD Interest			3,165.45	3,165.45 CR
				3,165.45	3,165.45 CR
<u>Term Deposit Suncorp 0154 (TDSUNCORP0154)</u>					
08/07/2018	TD Interest			3,957.95	3,957.95 CR
				3,957.95	3,957.95 CR
<u>Term Deposit Suncorp 1398 (TDSUNCORP1398)</u>					
30/07/2018	interest			3,335.76	3,335.76 CR
				3,335.76	3,335.76 CR
<u>Term Deposit Suncorp 1444 (TDSUNCORP1444)</u>					
30/07/2018	INTEREST			1,951.08	1,951.08 CR
				1,951.08	1,951.08 CR
<u>Term Deposit Suncorp 4098 (TDSuncorp4098)</u>					
08/06/2019	TD interest 4098			2,900.01	2,900.01 CR
				2,900.01	2,900.01 CR
<u>Term Deposit Suncorp 4101 (TDSUNCORP4101)</u>					
08/06/2019	TD 4214			2,319.34	2,319.34 CR
				2,319.34	2,319.34 CR
<u>Term Deposit Suncorp 6190 (TDSUNCORP6190)</u>					
30/04/2019	INTEREST			3,091.35	3,091.35 CR

CACCIOLA SELF MANAGED SUPERANNUATION FUND

General Ledger

For The Period 01 July 2018 - 30 June 2019

Transaction Date	Description	Units	Debit	Credit	Balance \$
				3,091.35	3,091.35 CR
<u>Term Deposit Suncorp 7806 (TDSUNCORP7806)</u>					
16/07/2018	interest 7806			1,934.31	1,934.31 CR
				1,934.31	1,934.31 CR
<u>TERM DEPOSIT SUNCORP 8532 (TDSUNCORP8532)</u>					
28/02/2019	interest			4,048.34	4,048.34 CR
				4,048.34	4,048.34 CR
<u>Term Deposit Suncorp 9051 (TDSUNCORP9051)</u>					
08/01/2019	td interest			2,737.02	2,737.02 CR
				2,737.02	2,737.02 CR
<u>Term Deposit Suncorp 9108 (TDSUNCORP9108)</u>					
06/04/2019	interest			3,142.38	3,142.38 CR
				3,142.38	3,142.38 CR
Accountancy Fees (30100)					
<u>Accountancy Fees (30100)</u>					
12/03/2019	CHEQUE WITHDRAWAL 000057		3,245.00		3,245.00 DR
			3,245.00		3,245.00 DR
ATO Supervisory Levy (30400)					
<u>ATO Supervisory Levy (30400)</u>					
18/03/2019	ATO ATO001000010892138		259.00		259.00 DR
			259.00		259.00 DR
Auditor's Remuneration (30700)					
<u>Auditor's Remuneration (30700)</u>					
12/03/2019	CHEQUE WITHDRAWAL 000057		605.00		605.00 DR
			605.00		605.00 DR
Advisor Fees (30900)					
<u>Advisor Fees (30900)</u>					
23/07/2018	ACCRUE		197.08		197.08 DR
23/08/2018	ACCRUE		197.08		394.16 DR
21/09/2018	ACCRUE		197.08		591.24 DR
23/10/2018	ACCRUE		197.08		788.32 DR
23/11/2018	ACCRUE		197.08		985.40 DR
21/12/2018	ACCRUE		197.08		1,182.48 DR
23/01/2019	ACCRUE		197.08		1,379.56 DR
22/02/2019	ACCRUE		197.08		1,576.64 DR
22/03/2019	ACCRUE		197.08		1,773.72 DR
23/04/2019	ACCRUE		197.08		1,970.80 DR
23/05/2019	ACCRUE		197.08		2,167.88 DR
21/06/2019	ACCRUE		197.08		2,364.96 DR
			2,364.96		2,364.96 DR
Investment Expenses (37500)					
<u>Woolworths Group Limited (WOW.AX)</u>					
27/05/2019	Woolworths buy back		498.64		498.64 DR
			498.64		498.64 DR

CACCIOLA SELF MANAGED SUPERANNUATION FUND

General Ledger

For The Period 01 July 2018 - 30 June 2019

Transaction Date	Description	Units	Debit	Credit	Balance \$
Pensions Paid (41600)					
<u>(Pensions Paid) CACCIOLA, CARMELO - Pension (ABP 101) (CACCAR00002P)</u>					
14/03/2019	TRANSACT FUNDS TFR TO C & LF CACCIOLA		74,600.00		74,600.00 DR
			74,600.00		74,600.00 DR
<u>(Pensions Paid) CACCIOLA, LYNDA - Pension (ABP 101) (CACLYN00002P)</u>					
14/03/2019	TRANSACT FUNDS TFR TO C & LF CACCIOLA		21,200.00		21,200.00 DR
			21,200.00		21,200.00 DR
Income Tax Expense (48500)					
<u>Income Tax Expense (48500)</u>					
30/06/2019	Create Entries - Franking Credits Adjustment - 30/06/2019			13,841.79	13,841.79 CR
				13,841.79	13,841.79 CR
Profit/Loss Allocation Account (49000)					
<u>Profit/Loss Allocation Account (49000)</u>					
14/03/2019	System Member Journals			74,600.00	74,600.00 CR
14/03/2019	System Member Journals			21,200.00	95,800.00 CR
30/06/2019	Create Entries - Profit/Loss Allocation - 30/06/2019		79,603.32		16,196.68 CR
30/06/2019	Create Entries - Profit/Loss Allocation - 30/06/2019		22,530.78		6,334.10 DR
			102,134.10	95,800.00	6,334.10 DR
Opening Balance (50010)					
<u>(Opening Balance) CACCIOLA, CARMELO - Pension (ABP 101) (CACCAR00002P)</u>					
01/07/2018	Opening Balance				1,568,435.04 CR
01/07/2018	Close Period Journal		76,856.21		1,491,578.83 CR
			76,856.21		1,491,578.83 CR
<u>(Opening Balance) CACCIOLA, LYNDA - Pension (ABP 101) (CACLYN00002P)</u>					
01/07/2018	Opening Balance				444,020.79 CR
01/07/2018	Close Period Journal		21,834.74		422,186.05 CR
			21,834.74		422,186.05 CR
Share of Profit/(Loss) (53100)					
<u>(Share of Profit/(Loss)) CACCIOLA, CARMELO - Pension (ABP 101) (CACCAR00002P)</u>					
01/07/2018	Opening Balance				1,643.79 CR
01/07/2018	Close Period Journal		1,643.79		0.00 DR
30/06/2019	Create Entries - Profit/Loss Allocation - 30/06/2019			79,603.32	79,603.32 CR
			1,643.79	79,603.32	79,603.32 CR
<u>(Share of Profit/(Loss)) CACCIOLA, LYNDA - Pension (ABP 101) (CACLYN00002P)</u>					
01/07/2018	Opening Balance				465.26 CR
01/07/2018	Close Period Journal		465.26		0.00 DR
30/06/2019	Create Entries - Profit/Loss Allocation - 30/06/2019			22,530.78	22,530.78 CR
			465.26	22,530.78	22,530.78 CR
Pensions Paid (54160)					
<u>(Pensions Paid) CACCIOLA, CARMELO - Pension (ABP 101) (CACCAR00002P)</u>					
01/07/2018	Opening Balance				78,500.00 DR

CACCIOLA SELF MANAGED SUPERANNUATION FUND

General Ledger

For The Period 01 July 2018 - 30 June 2019

Transaction Date	Description	Units	Debit	Credit	Balance \$
01/07/2018	Close Period Journal			78,500.00	0.00 DR
14/03/2019	System Member Journals		74,600.00		74,600.00 DR
			74,600.00	78,500.00	74,600.00 DR
<u>(Pensions Paid) CACCIOLA, LYNDA - Pension (ABP 101) (CACLYN00002P)</u>					
01/07/2018	Opening Balance				22,300.00 DR
01/07/2018	Close Period Journal			22,300.00	0.00 DR
14/03/2019	System Member Journals		21,200.00		21,200.00 DR
			21,200.00	22,300.00	21,200.00 DR
Bank Accounts (60400)					
<u>Macquarie CMA 960612398 (MBL960612398)</u>					
01/07/2018	Opening Balance				63,278.77 DR
04/07/2018	C-WBC DIVIDEND 001216486912 [System Matched Income Data]		2,256.00		65,534.77 DR
05/07/2018	NAB INTERIM DIV DV191/00510335 [System Matched Income Data]		855.36		66,390.13 DR
23/07/2018	ACCRUE			197.08	66,193.05 DR
31/07/2018	MACQUARIE CMA INTEREST PAID		67.41		66,260.46 DR
23/08/2018	ACCRUE			197.08	66,063.38 DR
31/08/2018	MACQUARIE CMA INTEREST PAID		67.53		66,130.91 DR
14/09/2018	TABCORP DIV 001218101305 [System Matched Income Data]		1,030.00		67,160.91 DR
19/09/2018	C-SUN FNL&SPC DIV 001218760801 [System Matched Income Data]		1,209.60		68,370.51 DR
21/09/2018	ACCRUE			197.08	68,173.43 DR
27/09/2018	C-TLS FNL DIV 001220288303 [System Matched Income Data]		1,667.60		69,841.03 DR
27/09/2018	WESFARMERS LTD FIN18/01006358 [System Matched Income Data]		832.80		70,673.83 DR
28/09/2018	MACQUARIE CMA INTEREST PAID		66.83		70,740.66 DR
28/09/2018	AMP LIMITED 18INT/01223760 [System Matched Income Data]		660.00		71,400.66 DR
08/10/2018	C-PPT FNL DIV 001221991634 [System Matched Income Data]		964.60		72,365.26 DR
12/10/2018	WOW DIV 001222259320 [System Matched Income Data]		420.00		72,785.26 DR
23/10/2018	ACCRUE			197.08	72,588.18 DR
31/10/2018	MACQUARIE CMA INTEREST PAID		74.34		72,662.52 DR
23/11/2018	ACCRUE			197.08	72,465.44 DR
30/11/2018	MACQUARIE CMA INTEREST PAID		72.23		72,537.67 DR
14/12/2018	NAB FINAL DIV DV192/00504179 [System Matched Income Data]		855.36		73,393.03 DR
20/12/2018	C-WBC DIVIDEND 001223340993 [System Matched Income Data]		2,256.00		75,649.03 DR
21/12/2018	ACCRUE			197.08	75,451.95 DR
31/12/2018	MACQUARIE CMA INTEREST PAID		76.07		75,528.02 DR
23/01/2019	ACCRUE			197.08	75,330.94 DR
31/01/2019	MACQUARIE CMA INTEREST PAID		77.77		75,408.71 DR
15/02/2019	CYBG DIVIDEND AU002/00891700 [System Matched Income Data]		12.03		75,420.74 DR
22/02/2019	ACCRUE			197.08	75,223.66 DR
25/02/2019	CBA - NetBank Int on xxx4363		3,181.56		78,405.22 DR
28/02/2019	MACQUARIE CMA INTEREST PAID		74.19		78,479.41 DR
28/02/2019	CBA - NetBank 411050174363		100,000.00		178,479.41 DR

CACCIOLA SELF MANAGED SUPERANNUATION FUND

General Ledger

For The Period 01 July 2018 - 30 June 2019

Transaction Date	Description	Units	Debit	Credit	Balance \$
12/03/2019	CHEQUE WITHDRAWAL 000057			3,850.00	174,629.41 DR
13/03/2019	TABCORP DIV 001225192075 [System Matched Income Data]		1,133.00		175,762.41 DR
14/03/2019	TRANSACT FUNDS TFR TO C & LF CACCIOLA			95,800.00	79,962.41 DR
18/03/2019	ATO ATO001000010892138		11,466.83		91,429.24 DR
22/03/2019	ACCRUE			197.08	91,232.16 DR
28/03/2019	AMP LIMITED 18FIN/01220332 [System Matched Income Data]		264.00		91,496.16 DR
29/03/2019	C-TLS INT DIV 001226789896 [System Matched Income Data]		1,212.80		92,708.96 DR
29/03/2019	MACQUARIE CMA INTEREST PAID		134.06		92,843.02 DR
29/03/2019	C-PPT ITM DIV 001228176246 [System Matched Income Data]		861.25		93,704.27 DR
02/04/2019	C-SUN INTERIM DIV 001225422520 [System Matched Income Data]		655.20		94,359.47 DR
05/04/2019	WOW ITM DIV 001227384518 [System Matched Income Data]		315.00		94,674.47 DR
10/04/2019	WESFARMERS LTD INT19/01004285 [System Matched Income Data]		1,388.00		96,062.47 DR
23/04/2019	ACCRUE			197.08	95,865.39 DR
30/04/2019	MACQUARIE CMA INTEREST PAID		96.71		95,962.10 DR
03/05/2019	C-SUN SPECIAL DIV 001228858365 [System Matched Income Data]		201.60		96,163.70 DR
23/05/2019	ACCRUE			197.08	95,966.62 DR
27/05/2019	Woolworths buy back		5,324.96		101,291.58 DR
31/05/2019	MACQUARIE CMA INTEREST PAID		100.99		101,392.57 DR
21/06/2019	ACCRUE			197.08	101,195.49 DR
24/06/2019	C-WBC DIVIDEND 001229662815 [System Matched Income Data]		2,256.00		103,451.49 DR
28/06/2019	MACQUARIE CMA INTEREST PAID		87.51		103,539.00 DR
			142,275.19	102,014.96	103,539.00 DR
<u>Bank Acc Suncorp *2439 (SUNCORP2439)</u>					
01/07/2018	Opening Balance				1.16 DR
16/07/2018	interest 7806			1.16	0.00 DR
				1.16	0.00 DR
<u>Term Deposits (60800)</u>					
<u>Term Deposit - CBA 4363 (TDCBA4363)</u>					
01/07/2018	Opening Balance				165,000.00 DR
28/02/2019	CBA - NetBank 411050174363			100,000.00	65,000.00 DR
				100,000.00	65,000.00 DR
<u>Term Deposit Suncorp 4257 (TDSUN4257)</u>					
08/06/2019	suN td 4257		264,527.28		264,527.28 DR
08/06/2019	TD 4257		2,900.01		267,427.29 DR
			267,427.29		267,427.29 DR
<u>Term Deposit Suncorp 5712 (TDSUN5712)</u>					
30/07/2018	new TD Sun 8712		260,638.05		260,638.05 DR
30/04/2019	TD Interest		5,184.91		265,822.96 DR
30/04/2019	new TD Deposit Sun 7969			265,822.96	0.00 DR
			265,822.96	265,822.96	0.00 DR
<u>Term Deposit Suncorp 7969 (TDSUN7969)</u>					
30/04/2019	new TD Deposit Sun 7969		265,822.96		265,822.96 DR

CACCIOLA SELF MANAGED SUPERANNUATION FUND

General Ledger

For The Period 01 July 2018 - 30 June 2019

Transaction Date	Description	Units	Debit	Credit	Balance \$
			265,822.96		265,822.96 DR
<u>Term Deposit Suncorp 9043 (TDSUN9043)</u>					
08/01/2019	td 9043		261,105.02		261,105.02 DR
08/01/2019	TD interest		3,422.26		264,527.28 DR
08/06/2019	suN td 4257			264,527.28	0.00 DR
			264,527.28	264,527.28	0.00 DR
<u>Term Deposit Suncorp 0103 (TDSUNCORP0103)</u>					
01/07/2018	Opening Balance				205,658.80 DR
08/07/2018	TD Interest		3,165.45		208,824.25 DR
08/07/2018	TD 4101			208,824.25	0.00 DR
			3,165.45	208,824.25	0.00 DR
<u>Term Deposit Suncorp 0154 (TDSUNCORP0154)</u>					
01/07/2018	Opening Balance				257,147.07 DR
08/07/2018	TD Interest		3,957.95		261,105.02 DR
08/01/2019	td 9043			261,105.02	0.00 DR
			3,957.95	261,105.02	0.00 DR
<u>Term Deposit Suncorp 1398 (TDSUNCORP1398)</u>					
01/07/2018	Opening Balance				257,302.29 DR
30/07/2018	interest		3,335.76		260,638.05 DR
30/07/2018	new TD Sun 8712			260,638.05	0.00 DR
			3,335.76	260,638.05	0.00 DR
<u>Term Deposit Suncorp 1444 (TDSUNCORP1444)</u>					
01/07/2018	Opening Balance				153,446.90 DR
30/07/2018	INTEREST		1,951.08		155,397.98 DR
30/07/2018	td 6190			155,397.98	0.00 DR
			1,951.08	155,397.98	0.00 DR
<u>Term Deposit Suncorp 4098 (TDSuncorp4098)</u>					
08/06/2019	TD interest 4098		2,900.01		2,900.01 DR
08/06/2019	TD 4257			2,900.01	0.00 DR
			2,900.01	2,900.01	0.00 DR
<u>Term Deposit Suncorp 4101 (TDSUNCORP4101)</u>					
08/07/2018	TD 4101		208,824.25		208,824.25 DR
08/01/2019	td interest		2,737.02		211,561.27 DR
08/06/2019	TD 4214		2,319.34		213,880.61 DR
08/06/2019	TD 4214			213,880.61	0.00 DR
			213,880.61	213,880.61	0.00 DR
<u>Term Deposit Suncorp 4147 (TDSUNCORP4147)</u>					
06/04/2019	TD 4147		161,105.79		161,105.79 DR
			161,105.79		161,105.79 DR
<u>Term Deposit Suncorp 4214 (TDSUNCORP4214)</u>					
08/06/2019	TD 4214		213,880.61		213,880.61 DR
			213,880.61		213,880.61 DR
<u>Term Deposit Suncorp 6112 (TDSUNCORP6112)</u>					
28/02/2019	TD 6112		207,553.00		207,553.00 DR
			207,553.00		207,553.00 DR

CACCIOLA SELF MANAGED SUPERANNUATION FUND

General Ledger

For The Period 01 July 2018 - 30 June 2019

Transaction Date	Description	Units	Debit	Credit	Balance \$
<u>Term Deposit Suncorp 6190 (TDSUNCORP6190)</u>					
30/07/2018	td 6190		155,397.98		155,397.98 DR
30/04/2019	INTEREST		3,091.35		158,489.33 DR
30/04/2019	td 7834			158,489.33	0.00 DR
			158,489.33	158,489.33	0.00 DR
<u>Term Deposit Suncorp 7806 (TDSUNCORP7806)</u>					
01/07/2018	Opening Balance				156,027.94 DR
16/07/2018	interest 7806		1,935.47		157,963.41 DR
16/07/2018	TD 9108			157,963.41	0.00 DR
			1,935.47	157,963.41	0.00 DR
<u>Term Deposit Suncorp 7834 (TDSUNCORP7834)</u>					
30/04/2019	td 7834		158,489.33		158,489.33 DR
			158,489.33		158,489.33 DR
<u>TERM DEPOSIT SUNCORP 8532 (TDSUNCORP8532)</u>					
01/07/2018	Opening Balance				203,504.66 DR
28/02/2019	interest		4,048.34		207,553.00 DR
28/02/2019	TD 6112			207,553.00	0.00 DR
			4,048.34	207,553.00	0.00 DR
<u>Term Deposit Suncorp 9108 (TDSUNCORP9108)</u>					
16/07/2018	TD 9108		157,963.41		157,963.41 DR
06/04/2019	interest		3,142.38		161,105.79 DR
06/04/2019	TD 4147			161,105.79	0.00 DR
			161,105.79	161,105.79	0.00 DR
Reinvestment Residual Account (62550)					
<u>Commonwealth Bank Of Australia. (CBA.AX)</u>					
01/07/2018	Opening Balance				43.43 DR
28/09/2018	231C FRANKED@30%; DRP NIL DISCOUNT		20.99		64.42 DR
28/09/2018	231C FRANKED@30%; DRP NIL DISCOUNT			43.43	20.99 DR
28/03/2019	200C FRANKED@30%; DRP NIL DISCOUNT		63.75		84.74 DR
28/03/2019	200C FRANKED@30%; DRP NIL DISCOUNT			20.99	63.75 DR
			84.74	64.42	63.75 DR
Shares in Listed Companies (Australian) (77600)					
<u>AMP Limited (AMP.AX)</u>					
01/07/2018	Opening Balance	6,600.00			23,496.00 DR
30/06/2019	Revaluation - 28/06/2019 @ \$2.120000 (System Price) - 6,600.000000 Units on hand			9,504.00	13,992.00 DR
		6,600.00		9,504.00	13,992.00 DR
<u>Commonwealth Bank Of Australia. (CBA.AX)</u>					
01/07/2018	Opening Balance	1,581.00			115,207.47 DR
28/09/2018	231C FRANKED@30%; DRP NIL DISCOUNT	51.00	3,674.55		118,882.02 DR
28/03/2019	200C FRANKED@30%; DRP NIL DISCOUNT	44.00	3,221.24		122,103.26 DR
30/06/2019	Revaluation - 28/06/2019 @ \$82.780000 (System Price) -		16,636.02		138,739.28 DR

CACCIOLA SELF MANAGED SUPERANNUATION FUND

General Ledger

For The Period 01 July 2018 - 30 June 2019

Transaction Date	Description	Units	Debit	Credit	Balance \$
	1,676.000000 Units on hand				
		1,676.00	23,531.81		138,739.28 DR
<u>Coles Group Limited. (COL.AX)</u>					
23/11/2018	1:1 DIST OF SHARES IN COLES GROUP	694.00	4,538.18		4,538.18 DR
30/06/2019	Revaluation - 28/06/2019 @ \$13.350000 (System Price) - 694.000000 Units on hand		4,726.72		9,264.90 DR
		694.00	9,264.90		9,264.90 DR
<u>Cybg Plc (CYB.AX)</u>					
01/07/2018	Opening Balance	216.00			1,216.08 DR
30/06/2019	Revaluation - 28/06/2019 @ \$3.420000 (System Price) - 216.000000 Units on hand			477.36	738.72 DR
		216.00		477.36	738.72 DR
<u>National Australia Bank Limited (NAB.AX)</u>					
01/07/2018	Opening Balance	864.00			23,682.24 DR
30/06/2019	Revaluation - 28/06/2019 @ \$26.720000 (System Price) - 864.000000 Units on hand			596.16	23,086.08 DR
		864.00		596.16	23,086.08 DR
<u>Perpetual Limited (PPT.AX)</u>					
01/07/2018	Opening Balance	689.00			28,662.40 DR
30/06/2019	Revaluation - 28/06/2019 @ \$42.240000 (System Price) - 689.000000 Units on hand		440.96		29,103.36 DR
		689.00	440.96		29,103.36 DR
<u>Suncorp Group Limited (SUN.AX)</u>					
01/07/2018	Opening Balance	2,520.00			36,766.80 DR
30/06/2019	Revaluation - 28/06/2019 @ \$13.470000 (System Price) - 2,520.000000 Units on hand			2,822.40	33,944.40 DR
		2,520.00		2,822.40	33,944.40 DR
<u>Tabcorp Holdings Limited (TAH.AX)</u>					
01/07/2018	Opening Balance	10,300.00			45,938.00 DR
30/06/2019	Revaluation - 28/06/2019 @ \$4.450000 (System Price) - 10,300.000000 Units on hand			103.00	45,835.00 DR
		10,300.00		103.00	45,835.00 DR
<u>Telstra Corporation Limited. (TLS.AX)</u>					
01/07/2018	Opening Balance	15,160.00			39,719.20 DR
30/06/2019	Revaluation - 28/06/2019 @ \$3.850000 (System Price) - 15,160.000000 Units on hand		18,646.80		58,366.00 DR
		15,160.00	18,646.80		58,366.00 DR
<u>Westpac Banking Corporation (WBC.AX)</u>					
01/07/2018	Opening Balance	2,400.00			70,320.00 DR
30/06/2019	Revaluation - 28/06/2019 @ \$28.360000 (System Price) - 2,400.000000 Units on hand			2,256.00	68,064.00 DR
		2,400.00		2,256.00	68,064.00 DR
<u>Wesfarmers Limited (WES.AX)</u>					
01/07/2018	Opening Balance	694.00			34,255.84 DR

CACCIOLA SELF MANAGED SUPERANNUATION FUND

General Ledger

For The Period 01 July 2018 - 30 June 2019

Transaction Date	Description	Units	Debit	Credit	Balance \$
23/11/2018	1:1 DIST OF SHARES IN COLES GROUP	0.00		4,538.18	29,717.66 DR
30/06/2019	Revaluation - 28/06/2019 @ \$36.160000 (System Price) - 694.000000 Units on hand			4,622.62	25,095.04 DR
		694.00		9,160.80	25,095.04 DR
<u>Woolworths Group Limited (WOW.AX)</u>					
01/07/2018	Opening Balance	700.00			21,364.00 DR
27/05/2019	Woolworths buy back	(184.00)		5,528.67	15,835.33 DR
27/05/2019	Unrealised Gain writeback as at 27/05/2019			87.01	15,748.32 DR
30/06/2019	Revaluation - 28/06/2019 @ \$33.230000 (System Price) - 516.000000 Units on hand		1,398.36		17,146.68 DR
		516.00	1,398.36	5,615.68	17,146.68 DR
<u>Income Tax Payable/Refundable (85000)</u>					
<u>Income Tax Payable/Refundable (85000)</u>					
01/07/2018	Opening Balance				11,725.83 DR
18/03/2019	ATO ATO001000010892138			11,725.83	0.00 DR
30/06/2019	Create Entries - Franking Credits Adjustment - 30/06/2019		13,841.79		13,841.79 DR
			13,841.79	11,725.83	13,841.79 DR

Total Debits: 2,995,007.48

Total Credits: 2,995,007.48

CACCIOLA SELF MANAGED SUPERANNUATION FUND
Investment Income Report



As at 30 June 2019

Investment	Total Income	Franked	Unfranked	Interest/ Other	Franking Credits	Foreign Income	Foreign Credits * 1	Assessable Income	TFN Credits	Other Deductions	Distributed Capital Gains	Non-Assessable Payments
								(Excl. Capital Gains) * 2				
Bank Accounts												
Macquarie CMA 960612398	995.64			995.64	0.00	0.00	0.00	995.64			0.00	0.00
	995.64			995.64	0.00	0.00	0.00	995.64			0.00	0.00
Shares in Listed Companies (Australian)												
AMP.AX AMP Limited	924.00	567.60	356.40		243.26			1,167.26		0.00		
CBA.AX Commonwealth Bank Of Australia.	6,916.11	6,916.11	0.00		2,964.05			9,880.16		0.00		
CYB.AX Cybg Plc	12.03	0.00	12.03		0.00			12.03		0.00		
NAB.AX National Australia Bank Limited	1,710.72	1,710.72	0.00		733.16			2,443.88		0.00		
PPT.AX Perpetual Limited	1,825.85	1,825.85	0.00		782.51			2,608.36		0.00		
SUN.AX Suncorp Group Limited	2,066.40	2,066.40	0.00		885.60			2,952.00		0.00		
TAH.AX Tabcorp Holdings Limited	2,163.00	2,163.00	0.00		927.00			3,090.00		0.00		
TLS.AX Telstra Corporation Limited.	2,880.40	2,880.40	0.00		1,234.46			4,114.86		0.00		
WES.AX Wesfarmers Limited	2,220.80	2,220.80	0.00		951.77			3,172.57		0.00		
WBC.AX Westpac Banking Corporation	6,768.00	6,768.00	0.00		2,900.58			9,668.58		0.00		
WOW.AX Woolworths Group Limited	5,178.60	5,178.60	0.00		2,219.40			7,398.00		0.00		
	32,665.91	32,297.48	368.43		13,841.79			46,507.70		0.00		
Term Deposits												
Term Deposit - CBA 4363	3,181.56			3,181.56	0.00	0.00	0.00	3,181.56			0.00	0.00
Term Deposit Suncorp 0103	3,165.45			3,165.45	0.00	0.00	0.00	3,165.45			0.00	0.00
Term Deposit Suncorp 0154	3,957.95			3,957.95	0.00	0.00	0.00	3,957.95			0.00	0.00
Term Deposit Suncorp 1398	3,335.76			3,335.76	0.00	0.00	0.00	3,335.76			0.00	0.00
Term Deposit Suncorp 1444	1,951.08			1,951.08	0.00	0.00	0.00	1,951.08			0.00	0.00
Term Deposit Suncorp 4098	2,900.01			2,900.01	0.00	0.00	0.00	2,900.01			0.00	0.00
Term Deposit Suncorp 4101	2,319.34			2,319.34	0.00	0.00	0.00	2,319.34			0.00	0.00
Term Deposit Suncorp 5712	5,184.91			5,184.91	0.00	0.00	0.00	5,184.91			0.00	0.00
Term Deposit Suncorp 6190	3,091.35			3,091.35	0.00	0.00	0.00	3,091.35			0.00	0.00
Term Deposit Suncorp 7806	1,934.31			1,934.31	0.00	0.00	0.00	1,934.31			0.00	0.00
TERM DEPOSIT SUNCORP 8532	4,048.34			4,048.34	0.00	0.00	0.00	4,048.34			0.00	0.00

CACCIOLA SELF MANAGED SUPERANNUATION FUND
Investment Income Report

As at 30 June 2019

Investment	Total Income	Franked	Unfranked	Interest/ Other	Franking Credits	Foreign Income	Foreign Credits * 1	Assessable Income	TFN Credits	Other Deductions	Distributed Capital Gains	Non-Assessable Payments
								(Excl. Capital Gains) * 2				
Term Deposit Suncorp 9043	3,422.26			3,422.26	0.00	0.00	0.00	3,422.26			0.00	0.00
Term Deposit Suncorp 9051	2,737.02			2,737.02	0.00	0.00	0.00	2,737.02			0.00	0.00
Term Deposit Suncorp 9108	3,142.38			3,142.38	0.00	0.00	0.00	3,142.38			0.00	0.00
	44,371.72			44,371.72	0.00	0.00	0.00	44,371.72			0.00	0.00
	78,033.27	32,297.48	368.43	45,367.36	13,841.79	0.00	0.00	91,875.06		0.00	0.00	0.00

Assessable Income (Excl. Capital Gains) **91,875.06**

Net Capital Gain **0.00**

Total Assessable Income 91,875.06

* 1 Includes foreign credits from foreign capital gains.

* 2 Assessable Income in the SMSF Annual Return will be different as capital gains and losses from disposals of assets have not been included.

For a breakdown of Distributed Capital Gains and Non-Assessable Payments refer to Distributions Reconciliation Report.

CACCIOLA SELF MANAGED SUPERANNUATION FUND
Investment Summary with Market Movement

As at 30 June 2019

Investment	Units	Market Price	Market Value	Average Cost	Accounting Cost	Unrealised		Realised Movement	
						Overall	Current Year		
Cash/Bank Accounts									
Macquarie CMA 960612398		103,539.000000	103,539.00	103,539.00	103,539.00				
Term Deposit - CBA 4363		65,000.000000	65,000.00	65,000.00	65,000.00				
Term Deposit Suncorp 4147		161,105.790000	161,105.79	161,105.79	161,105.79				
Term Deposit Suncorp 4214		213,880.610000	213,880.61	213,880.61	213,880.61				
Term Deposit Suncorp 4257		267,427.290000	267,427.29	267,427.29	267,427.29				
Term Deposit Suncorp 6112		207,553.000000	207,553.00	207,553.00	207,553.00				
Term Deposit Suncorp 7834		158,489.330000	158,489.33	158,489.33	158,489.33				
Term Deposit Suncorp 7969		265,822.960000	265,822.96	265,822.96	265,822.96				
			1,442,817.98		1,442,817.98				
Shares in Listed Companies (Australian)									
AMP.AX	AMP Limited	6,600.00	2.120000	13,992.00	5.99	39,563.10	(25,571.10)	(9,504.00)	0.00
COL.AX	Coles Group Limited.	694.00	13.350000	9,264.90	6.54	4,538.18	4,726.72	4,726.72	0.00
CBA.AX	Commonwealth Bank Of Australia.	1,676.00	82.780000	138,739.28	51.65	86,569.39	52,169.89	16,636.02	0.00
CYB.AX	Cybg Plc	216.00	3.420000	738.72	4.01	866.16	(127.44)	(477.36)	0.00
NAB.AX	National Australia Bank Limited	864.00	26.720000	23,086.08	24.04	20,766.84	2,319.24	(596.16)	0.00
PPT.AX	Perpetual Limited	689.00	42.240000	29,103.36	48.76	33,593.58	(4,490.22)	440.96	0.00
SUN.AX	Suncorp Group Limited	2,520.00	13.470000	33,944.40	7.19	18,118.85	15,825.55	(2,822.40)	0.00
TAH.AX	Tabcorp Holdings Limited	10,300.00	4.450000	45,835.00	2.32	23,937.29	21,897.71	(103.00)	0.00
TLS.AX	Telstra Corporation Limited.	15,160.00	3.850000	58,366.00	4.18	63,414.50	(5,048.50)	18,646.80	0.00
WES.AX	Wesfarmers Limited	694.00	36.160000	25,095.04	16.08	11,159.42	13,935.62	(4,622.62)	0.00
WBC.AX	Westpac Banking Corporation	2,400.00	28.360000	68,064.00	21.43	51,435.46	16,628.54	(2,256.00)	0.00
WOW.AX	Woolworths Group Limited	516.00	33.230000	17,146.68	30.05	15,504.33	1,642.35	1,311.35	(4,148.67)
			463,375.46			369,467.10	93,908.36	21,380.31	(4,148.67)
			1,906,193.44			1,812,285.08	93,908.36	21,380.31	(4,148.67)

CACCIOLA SELF MANAGED SUPERANNUATION FUND
Detailed Schedule of Fund Assets

As at 30 June 2019

Transaction Date	Description	Units	Amount \$
Shares in Listed Companies (Australian) (77600)			
<u>AMP Limited (AMP.AX)</u>			
30/06/2017	Purchase Investment	3,000.00	15,723.00
30/06/2017	Purchase Investment	2,000.00	10,333.00
30/06/2017	Purchase Investment	520.00	5,299.75
30/06/2017	Purchase Investment	480.00	4,862.40
30/06/2017	Purchase Investment	600.00	3,344.95
30/06/2017	Market Revaluation		(5,309.10)
22/12/2017	Revaluation - 22/12/2017 @ \$5.250000 (System Price) - 6,600.000000 Units on hand		396.00
30/06/2018	Revaluation - 29/06/2018 @ \$3.560000 (System Price) - 6,600.000000 Units on hand		(11,154.00)
30/06/2019	Revaluation - 28/06/2019 @ \$2.120000 (System Price) - 6,600.000000 Units on hand		(9,504.00)
		6,600.00	13,992.00
<u>Commonwealth Bank Of Australia. (CBA.AX)</u>			
30/06/2017	Purchase Investment	258.00	14,322.06
30/06/2017	Purchase Investment	265.00	9,368.20
30/06/2017	Purchase Investment	177.00	8,154.79
30/06/2017	Purchase Investment	289.00	7,500.00
30/06/2017	Purchase Investment	43.00	3,145.74
30/06/2017	Purchase Investment	40.00	2,972.58
30/06/2017	Purchase Investment	35.00	2,905.40
30/06/2017	Purchase Investment	35.00	2,781.68
30/06/2017	Purchase Investment	38.00	2,730.42
30/06/2017	Purchase Investment	28.00	2,595.78
30/06/2017	Purchase Investment	33.00	2,426.00
30/06/2017	Purchase Investment	30.00	2,280.18
30/06/2017	Purchase Investment	41.00	2,253.68
30/06/2017	Purchase Investment	42.00	2,011.60
30/06/2017	Purchase Investment	28.00	1,943.40
30/06/2017	Purchase Investment	33.00	1,718.70
30/06/2017	Purchase Investment	32.00	1,523.44
30/06/2017	Purchase Investment	26.00	1,378.08
30/06/2017	Purchase Investment	22.00	1,186.80
30/06/2017	Market Revaluation		50,602.42
29/09/2017	230C FRANKED @ 30%; DRP	45.00	3,384.49
22/12/2017	Revaluation - 22/12/2017 @ \$80.390000 (System Price) - 1,495.000000 Units on hand		(3,617.90)
28/03/2018	200C FRANKED@30%; DRP NIL DISCOUNT	41.00	3,090.58
30/06/2018	Revaluation - 29/06/2018 @ \$72.870000 (System Price) - 1,581.000000 Units on hand		(11,450.65)
28/09/2018	231C FRANKED@30%; DRP NIL DISCOUNT	51.00	3,674.55
28/03/2019	200C FRANKED@30%; DRP NIL DISCOUNT	44.00	3,221.24
30/06/2019	Revaluation - 28/06/2019 @ \$82.780000 (System Price) - 1,676.000000 Units on hand		16,636.02
		1,676.00	138,739.28
<u>Coles Group Limited. (COL.AX)</u>			
23/11/2018	1:1 DIST OF SHARES IN COLES GROUP	694.00	4,538.18
30/06/2019	Revaluation - 28/06/2019 @ \$13.350000 (System Price) - 694.000000 Units on hand		4,726.72

CACCIOLA SELF MANAGED SUPERANNUATION FUND

Detailed Schedule of Fund Assets

As at 30 June 2019

Transaction Date	Description	Units	Amount \$
		694.00	9,264.90
<u>Cybg Plc (CYB.AX)</u>			
30/06/2017	Purchase Investment	216.00	866.16
30/06/2017	Market Revaluation		151.20
22/12/2017	Revaluation - 22/12/2017 @ \$5.800000 (System Price) - 216.000000 Units on hand		235.44
30/06/2018	Revaluation - 29/06/2018 @ \$5.630000 (System Price) - 216.000000 Units on hand		(36.72)
30/06/2019	Revaluation - 28/06/2019 @ \$3.420000 (System Price) - 216.000000 Units on hand		(477.36)
		216.00	738.72
<u>National Australia Bank Limited (NAB.AX)</u>			
30/06/2017	Purchase Investment	800.00	19,007.00
30/06/2017	Purchase Investment	64.00	1,759.84
30/06/2017	Market Revaluation		4,798.92
22/12/2017	Revaluation - 22/12/2017 @ \$29.570000 (System Price) - 864.000000 Units on hand		(17.28)
30/06/2018	Revaluation - 29/06/2018 @ \$27.410000 (System Price) - 864.000000 Units on hand		(1,866.24)
30/06/2019	Revaluation - 28/06/2019 @ \$26.720000 (System Price) - 864.000000 Units on hand		(596.16)
		864.00	23,086.08
<u>Perpetual Limited (PPT.AX)</u>			
30/06/2017	Purchase Investment	629.00	29,575.58
30/06/2017	Purchase Investment	60.00	4,018.00
30/06/2017	Market Revaluation		4,900.85
22/12/2017	Revaluation - 22/12/2017 @ \$48.690000 (System Price) - 689.000000 Units on hand		(4,947.02)
30/06/2018	Revaluation - 29/06/2018 @ \$41.600000 (System Price) - 689.000000 Units on hand		(4,885.01)
30/06/2019	Revaluation - 28/06/2019 @ \$42.240000 (System Price) - 689.000000 Units on hand		440.96
		689.00	29,103.36
<u>Suncorp Group Limited (SUN.AX)</u>			
30/06/2017	Purchase Investment	1,000.00	7,786.95
30/06/2017	Purchase Investment	600.00	4,802.95
30/06/2017	Purchase Investment	600.00	4,088.95
30/06/2017	Purchase Investment	320.00	1,440.00
30/06/2017	Market Revaluation		19,227.55
22/12/2017	Revaluation - 22/12/2017 @ \$13.950000 (System Price) - 2,520.000000 Units on hand		(2,192.40)
30/06/2018	Revaluation - 29/06/2018 @ \$14.590000 (System Price) - 2,520.000000 Units on hand		1,612.80
30/06/2019	Revaluation - 28/06/2019 @ \$13.470000 (System Price) - 2,520.000000 Units on hand		(2,822.40)
		2,520.00	33,944.40
<u>Tabcorp Holdings Limited (TAH.AX)</u>			
30/06/2017	Purchase Investment	4,350.00	15,040.50
30/06/2017	Purchase Investment	1,000.00	3,057.62
30/06/2017	Purchase Investment	546.00	2,020.20
30/06/2017	Purchase Investment	600.00	1,726.69
30/06/2017	Purchase Investment	604.00	1,527.30
30/06/2017	Market Revaluation		7,654.69

CACCIOLA SELF MANAGED SUPERANNUATION FUND

Detailed Schedule of Fund Assets

As at 30 June 2019

Transaction Date	Description	Units	Amount \$
22/12/2017	Demerger - TTS.AX & TAH.AX	3,200.00	564.98
22/12/2017	Revaluation - 22/12/2017 @ \$5.590000 (System Price) - 10,300.000000 Units on hand		25,985.02
30/06/2018	Revaluation - 29/06/2018 @ \$4.460000 (System Price) - 10,300.000000 Units on hand		(11,639.00)
30/06/2019	Revaluation - 28/06/2019 @ \$4.450000 (System Price) - 10,300.000000 Units on hand		(103.00)
		10,300.00	45,835.00
<u>Telstra Corporation Limited. (TLS.AX)</u>			
30/06/2017	Purchase Investment	2,960.00	15,010.60
30/06/2017	Purchase Investment	3,000.00	14,493.00
30/06/2017	Purchase Investment	4,000.00	12,706.95
30/06/2017	Purchase Investment	2,200.00	11,847.00
30/06/2017	Purchase Investment	3,000.00	9,356.95
30/06/2017	Market Revaluation		1,773.50
22/12/2017	Revaluation - 22/12/2017 @ \$3.660000 (System Price) - 15,160.000000 Units on hand		(9,702.40)
30/06/2018	Revaluation - 29/06/2018 @ \$2.620000 (System Price) - 15,160.000000 Units on hand		(15,766.40)
30/06/2019	Revaluation - 28/06/2019 @ \$3.850000 (System Price) - 15,160.000000 Units on hand		18,646.80
		15,160.00	58,366.00
<u>Tatts Group Limited (TTS.AX)</u>			
30/06/2017	Purchase Investment	4,000.00	10,106.95
30/06/2017	Market Revaluation		6,613.05
22/12/2017	Demerger - TTS.AX & TAH.AX	0.00	(564.98)
22/12/2017	Revaluation - 13/12/2017 @ \$4.610000 (System Price) - 4,000.000000 Units on hand		2,284.98
22/12/2017	tatts	(4,000.00)	(9,541.97)
22/12/2017	Unrealised Gain writeback as at 22/12/2017		(8,898.03)
		0.00	0.00
<u>Westpac Banking Corporation (WBC.AX)</u>			
30/06/2017	Purchase Investment	700.00	15,181.95
30/06/2017	Purchase Investment	600.00	13,718.95
30/06/2017	Purchase Investment	500.00	11,576.95
30/06/2017	Purchase Investment	250.00	4,300.66
30/06/2017	Purchase Investment	250.00	4,106.95
30/06/2017	Purchase Investment	100.00	2,550.00
30/06/2017	Market Revaluation		21,788.54
22/12/2017	Revaluation - 22/12/2017 @ \$31.280000 (System Price) - 2,400.000000 Units on hand		1,848.00
30/06/2018	Revaluation - 29/06/2018 @ \$29.300000 (System Price) - 2,400.000000 Units on hand		(4,752.00)
30/06/2019	Revaluation - 28/06/2019 @ \$28.360000 (System Price) - 2,400.000000 Units on hand		(2,256.00)
		2,400.00	68,064.00
<u>Wesfarmers Limited (WES.AX)</u>			
30/06/2017	Purchase Investment	243.00	8,453.05
30/06/2017	Purchase Investment	210.00	3,735.05
30/06/2017	Purchase Investment	210.00	2,621.50
30/06/2017	Purchase Investment	31.00	888.00
30/06/2017	Market Revaluation		12,145.68

CACCIOLA SELF MANAGED SUPERANNUATION FUND**Detailed Schedule of Fund Assets**

As at 30 June 2019

Transaction Date	Description	Units	Amount \$
22/12/2017	Revaluation - 22/12/2017 @ \$44.220000 (System Price) - 694.000000 Units on hand		2,845.40
30/06/2018	Revaluation - 29/06/2018 @ \$49.360000 (System Price) - 694.000000 Units on hand		3,567.16
23/11/2018	1:1 DIST OF SHARES IN COLES GROUP	0.00	(4,538.18)
30/06/2019	Revaluation - 28/06/2019 @ \$36.160000 (System Price) - 694.000000 Units on hand		(4,622.62)
		694.00	25,095.04
<u>Woolworths Group Limited (WOW.AX)</u>			
30/06/2017	Purchase Investment	700.00	21,033.00
30/06/2017	Market Revaluation		(3,155.00)
22/12/2017	Revaluation - 22/12/2017 @ \$27.350000 (System Price) - 700.000000 Units on hand		1,267.00
30/06/2018	Revaluation - 29/06/2018 @ \$30.520000 (System Price) - 700.000000 Units on hand		2,219.00
27/05/2019	Woolworths buy back	(184.00)	(5,528.67)
27/05/2019	Unrealised Gain writeback as at 27/05/2019		(87.01)
30/06/2019	Revaluation - 28/06/2019 @ \$33.230000 (System Price) - 516.000000 Units on hand		1,398.36
		516.00	17,146.68

Members Statement

CARMELO CACCIOLA
10 NERLI STREET
EVERTON PARK, Queensland, 4053, Australia

Your Details

Date of Birth : 24/08/1949
Age: 69
Tax File Number: Provided
Date Joined Fund: 01/11/2002
Service Period Start Date: 18/09/1967
Date Left Fund:
Member Code: CACCAR00001A
Account Start Date 01/11/2002
Account Phase: Accumulation Phase
Account Description: Accumulation

Nominated Beneficiaries N/A
Vested Benefits
Total Death Benefit

Your Balance


Total Benefits

Preservation Components

Preserved
Unrestricted Non Preserved
Restricted Non Preserved

Tax Components

Tax Free
Taxable



Your Detailed Account Summary

This Year

Opening balance at 01/07/2018

Increases to Member account during the period

Employer Contributions
Personal Contributions (Concessional)
Personal Contributions (Non Concessional)
Government Co-Contributions
Other Contributions
Proceeds of Insurance Policies
Transfers In
Net Earnings
Internal Transfer In

Decreases to Member account during the period

Pensions Paid
Contributions Tax
Income Tax
No TFN Excess Contributions Tax
Excess Contributions Tax
Refund Excess Contributions
Division 293 Tax
Insurance Policy Premiums Paid
Management Fees
Member Expenses
Benefits Paid/Transfers Out
Superannuation Surcharge Tax
Internal Transfer Out

Closing balance at 30/06/2019 0.00

Members Statement

CARMELO CACCIOLA
10 NERLI STREET
EVERTON PARK, Queensland, 4053, Australia

Your Details

Date of Birth : 24/08/1949
Age: 69
Tax File Number: Provided
Date Joined Fund: 01/11/2002
Service Period Start Date: 18/09/1967
Date Left Fund:
Member Code: CACCAR00002P
Account Start Date 01/07/2016
Account Phase: Retirement Phase
Account Description: ABP 101

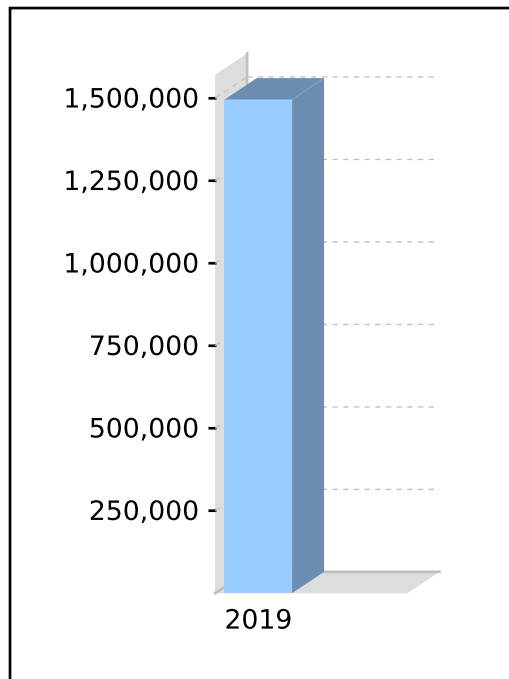
Nominated Beneficiaries N/A
Vested Benefits 1,496,582.15
Total Death Benefit 1,496,582.15

Your Balance

Total Benefits 1,496,582.15

Preservation Components
Preserved
Unrestricted Non Preserved 1,496,582.15
Restricted Non Preserved

Tax Components
Tax Free (62.44%) 934,513.47
Taxable 562,068.68



Your Detailed Account Summary

	This Year
Opening balance at 01/07/2018	1,491,578.83
<u>Increases to Member account during the period</u>	
Employer Contributions	
Personal Contributions (Concessional)	
Personal Contributions (Non Concessional)	
Government Co-Contributions	
Other Contributions	
Proceeds of Insurance Policies	
Transfers In	
Net Earnings	79,603.32
Internal Transfer In	
<u>Decreases to Member account during the period</u>	
Pensions Paid	74,600.00
Contributions Tax	
Income Tax	
No TFN Excess Contributions Tax	
Excess Contributions Tax	
Refund Excess Contributions	
Division 293 Tax	
Insurance Policy Premiums Paid	
Management Fees	
Member Expenses	
Benefits Paid/Transfers Out	
Superannuation Surcharge Tax	
Internal Transfer Out	
Closing balance at 30/06/2019	1,496,582.15

Members Statement

LYNDA FAYE CACCIOLA
10 NERLI STREET
EVERTON PARK, Queensland, 4053, Australia

Your Details

Date of Birth : 28/04/1949
Age: 70
Tax File Number: Provided
Date Joined Fund: 20/02/2009
Service Period Start Date: 20/02/2009
Date Left Fund:
Member Code: CACLYN00001A
Account Start Date 20/02/2009
Account Phase: Accumulation Phase
Account Description: Accumulation

Nominated Beneficiaries N/A
Vested Benefits
Total Death Benefit

Your Balance

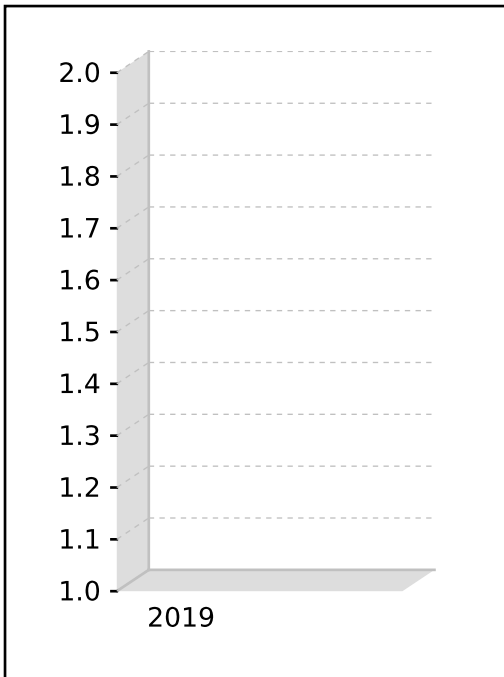
Total Benefits

Preservation Components

Preserved
Unrestricted Non Preserved
Restricted Non Preserved

Tax Components

Tax Free
Taxable



Your Detailed Account Summary

This Year

Opening balance at 01/07/2018

Increases to Member account during the period

Employer Contributions
Personal Contributions (Concessional)
Personal Contributions (Non Concessional)
Government Co-Contributions
Other Contributions
Proceeds of Insurance Policies
Transfers In
Net Earnings
Internal Transfer In

Decreases to Member account during the period

Pensions Paid
Contributions Tax
Income Tax
No TFN Excess Contributions Tax
Excess Contributions Tax
Refund Excess Contributions
Division 293 Tax
Insurance Policy Premiums Paid
Management Fees
Member Expenses
Benefits Paid/Transfers Out
Superannuation Surcharge Tax
Internal Transfer Out

Closing balance at 30/06/2019 0.00

Members Statement

LYNDA FAYE CACCIOLA
10 NERLI STREET
EVERTON PARK, Queensland, 4053, Australia

Your Details

Date of Birth : 28/04/1949
Age: 70
Tax File Number: Provided
Date Joined Fund: 20/02/2009
Service Period Start Date: 20/02/2009
Date Left Fund:
Member Code: CACLYN00002P
Account Start Date 01/07/2016
Account Phase: Retirement Phase
Account Description: ABP 101

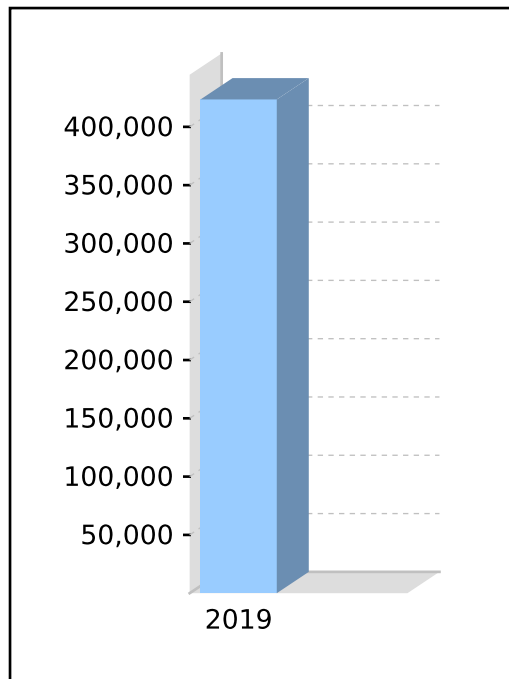
Nominated Beneficiaries N/A
Vested Benefits 423,516.83
Total Death Benefit 423,516.83

Your Balance

Total Benefits 423,516.83

Preservation Components
Preserved
Unrestricted Non Preserved 423,516.83
Restricted Non Preserved

Tax Components
Tax Free (99.23%) 420,253.64
Taxable 3,263.19



Your Detailed Account Summary

	This Year
Opening balance at 01/07/2018	422,186.05
<u>Increases to Member account during the period</u>	
Employer Contributions	
Personal Contributions (Concessional)	
Personal Contributions (Non Concessional)	
Government Co-Contributions	
Other Contributions	
Proceeds of Insurance Policies	
Transfers In	
Net Earnings	22,530.78
Internal Transfer In	
<u>Decreases to Member account during the period</u>	
Pensions Paid	21,200.00
Contributions Tax	
Income Tax	
No TFN Excess Contributions Tax	
Excess Contributions Tax	
Refund Excess Contributions	
Division 293 Tax	
Insurance Policy Premiums Paid	
Management Fees	
Member Expenses	
Benefits Paid/Transfers Out	
Superannuation Surcharge Tax	
Internal Transfer Out	
Closing balance at 30/06/2019	423,516.83

Members Statement

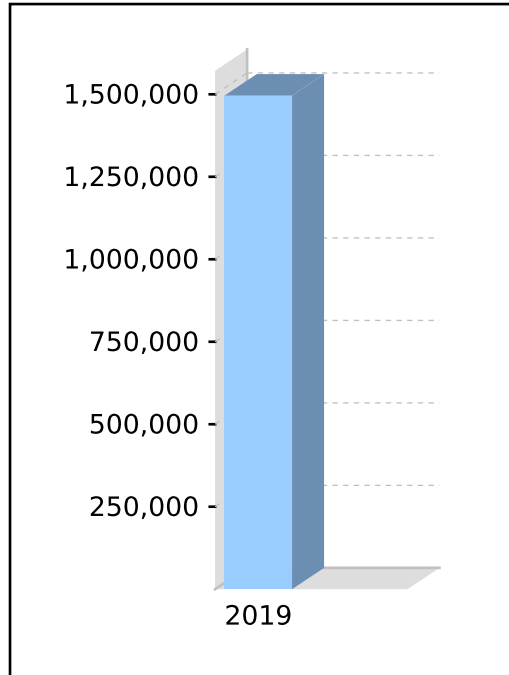
CARMELO CACCIOLA
10 NERLI STREET
EVERTON PARK, Queensland, 4053, Australia

Your Details

Date of Birth :	24/08/1949	Vested Benefits	1,496,582.15
Age:	69	Total Death Benefit	1,496,582.15
Tax File Number:	Provided	Nominated Beneficiaries	N/A
Date Joined Fund:	01/11/2002		
Service Period Start Date:	18/09/1967		
Date Left Fund:			
Member Code:	Consolidated		
Account Start Date	01/11/2002		
Account Type:	Consolidated		
Account Description:	Consolidated		

Your Balance

Total Benefits	1,496,582.15
<u>Preservation Components</u>	
Preserved	
Unrestricted Non Preserved	1,496,582.15
Restricted Non Preserved	
<u>Tax Components</u>	
Tax Free	934,513.47
Taxable	562,068.68



Your Detailed Account Summary

		This Year
Opening balance at	01/07/2018	1,491,578.83
<u>Increases to Member account during the period</u>		
Employer Contributions		
Personal Contributions (Concessional)		
Personal Contributions (Non Concessional)		
Government Co-Contributions		
Other Contributions		
Proceeds of Insurance Policies		
Transfers In		
Net Earnings		79,603.32
Internal Transfer In		
<u>Decreases to Member account during the period</u>		
Pensions Paid		74,600.00
Contributions Tax		
Income Tax		
No TFN Excess Contributions Tax		
Excess Contributions Tax		
Refund Excess Contributions		
Division 293 Tax		
Insurance Policy Premiums Paid		
Management Fees		
Member Expenses		
Benefits Paid/Transfers Out		
Superannuation Surcharge Tax		
Internal Transfer Out		
Closing balance at	30/06/2019	1,496,582.15

Members Statement

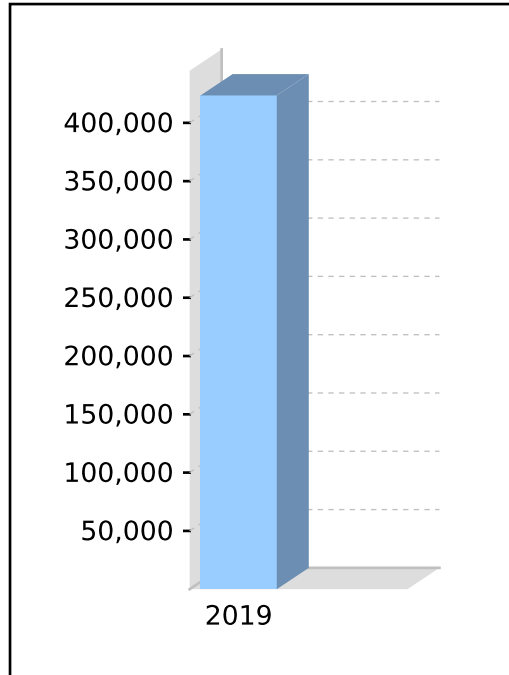
LYNDA FAYE CACCIOLA
10 NERLI STREET
EVERTON PARK, Queensland, 4053, Australia

Your Details

Date of Birth :	28/04/1949	Vested Benefits	423,516.83
Age:	70	Total Death Benefit	423,516.83
Tax File Number:	Provided	Nominated Beneficiaries	N/A
Date Joined Fund:	20/02/2009		
Service Period Start Date:	20/02/2009		
Date Left Fund:			
Member Code:	Consolidated		
Account Start Date	20/02/2009		
Account Type:	Consolidated		
Account Description:	Consolidated		

Your Balance

Total Benefits	423,516.83
<u>Preservation Components</u>	
Preserved	
Unrestricted Non Preserved	423,516.83
Restricted Non Preserved	
<u>Tax Components</u>	
Tax Free	420,253.64
Taxable	3,263.19



Your Detailed Account Summary

	This Year
Opening balance at 01/07/2018	422,186.05
<u>Increases to Member account during the period</u>	
Employer Contributions	
Personal Contributions (Concessional)	
Personal Contributions (Non Concessional)	
Government Co-Contributions	
Other Contributions	
Proceeds of Insurance Policies	
Transfers In	
Net Earnings	22,530.78
Internal Transfer In	
<u>Decreases to Member account during the period</u>	
Pensions Paid	21,200.00
Contributions Tax	
Income Tax	
No TFN Excess Contributions Tax	
Excess Contributions Tax	
Refund Excess Contributions	
Division 293 Tax	
Insurance Policy Premiums Paid	
Management Fees	
Member Expenses	
Benefits Paid/Transfers Out	
Superannuation Surcharge Tax	
Internal Transfer Out	
Closing balance at 30/06/2019	423,516.83

CACCIOLA SELF MANAGED SUPERANNUATION FUND

Members Summary Report

As at 30 June 2019



Opening Balance	Increases				Decreases					Closing Balance	
	Contributions	Transfers In	Net Earnings	Insurance Proceeds	Pensions Paid	Contributions Tax	Taxes Paid	Benefits Paid/ Transfers Out	Insurance Premiums		Member Expenses
CARMELO CACCIOLA (Age: 69)											
CACCAR00001A - Accumulation											
CACCAR00002P - ABP 101 - Tax Free: 62.44%											
1,491,578.83			79,603.32		74,600.00						1,496,582.15
1,491,578.83			79,603.32		74,600.00						1,496,582.15
LYNDA FAYE CACCIOLA (Age: 70)											
CACLYN00001A - Accumulation											
CACLYN00002P - ABP 101 - Tax Free: 99.23%											
422,186.05			22,530.78		21,200.00						423,516.83
422,186.05			22,530.78		21,200.00						423,516.83
1,913,764.88			102,134.10		95,800.00						1,920,098.98

Minutes of a meeting of the Trustee(s)

held on 30 June 2018 at 10 NERLI STREET, EVERTON PARK, Queensland 4053

- PRESENT:** CARMELO CACCIOLA and LYNDA CACCIOLA
- MINUTES:** The Chair reported that the minutes of the previous meeting had been signed as a true record.
- FINANCIAL STATEMENTS OF SUPERANNUATION FUND:** It was resolved that the financial statements would be prepared as special purpose financial statements as, in the opinion of the trustee(s), the superannuation fund is a non-reporting entity and therefore is not required to comply with all Australian Accounting Standards.
- The Chair tabled the financial statements and notes to the financial statements of the superannuation fund in respect of the year ended 30 June 2019 and it was resolved that such statements be and are hereby adopted as tabled.
- TRUSTEE'S DECLARATION:** It was resolved that the trustee's declaration of the superannuation fund be signed.
- ANNUAL RETURN:** Being satisfied that the fund had complied with the requirements of the Superannuation Industry (Supervision) Act 1993 (SISA) and Regulations during the year ended 30 June 2019, it was resolved that the annual return be approved, signed and lodged with the Australian Taxation Office.
- TRUST DEED:** The Chair tabled advice received from the fund's legal adviser confirming that the fund's trust deed is consistent with all relevant superannuation and trust law.
- INVESTMENT STRATEGY:** The allocation of the fund's assets and the fund's investment performance over this financial year were reviewed and found to be within the acceptable ranges outlined in the investment strategy. After considering the risk, rate of return and liquidity of the investments and the ability of the fund to discharge its existing liabilities, it was resolved that the investment strategy continues to reflect the purposes and circumstances of the fund and its members. Accordingly, no changes in the investment strategy were required.
- INSURANCE COVER:** The trustee(s) reviewed the current life and total and permanent disability insurance coverage on offer to the members and resolved that the current insurance arrangements were appropriate for the fund.
- ALLOCATION OF INCOME:** It was resolved that the income of the fund would be allocated to the members based on their average daily balance (an alternative allocation basis may be percentage of opening balance).
- INVESTMENT ACQUISITIONS:** It was resolved to ratify the investment acquisitions throughout the financial year ended 30 June 2019.
- INVESTMENT DISPOSALS:** It was resolved to ratify the investment disposals throughout the financial year ended 30 June 2019.
- AUDITORS:** It was resolved that
- ANTHONY BOYS
- of
- BOX 3376 RUNDLE MALL, SA, South Australia 5000
- act as auditors of the Fund for the next financial year.
- TAX AGENTS:** It was resolved that

Minutes of a meeting of the Trustee(s)

held on 30 June 2018 at 10 NERLI STREET, EVERTON PARK, Queensland 4053

Cleave Accounting Pty Ltd

act as tax agents of the Fund for the next financial year.

TRUSTEE STATUS:

Each of the trustee(s) confirmed that they are qualified to act as trustee(s) of the fund and that they are not disqualified persons as defined by s 120 of the SISA.

PAYMENT OF BENEFITS:

The trustee has ensured that any payment of benefits made from the Fund, meets the requirements of the Fund's deed and does not breach the superannuation laws in relation to:

1. making payments to members; and,
2. breaching the Fund or the member investment strategy.

The trustee has reviewed the payment of the benefit and received advice that the transfer is in accordance with the Deed and the superannuation laws. As such the trustee has resolved to allow the payment of the benefits on behalf of the member.

CLOSURE:

All resolutions for this meeting were made in accordance with the SISA and Regulations.

There being no further business the meeting then closed.

Signed as a true record –

.....
CARMELO CACCIOLA

Chairperson

CACCIOLA SELF MANAGED SUPERANNUATION FUND**Pension Summary Report**

As at 30/06/2019

Member Name : CACCIOLA, CARMELO**Member Age :** 68 (Date of Birth : 24/08/1949)

Member Code	Pension Type	Pension Start Date	Tax Free	Min / PF	Minimum	Maximum	Gross Pension Payments	PAYG	Net Pension Payment	Amount to reach Minimum
CACCAR00002P	Account Based Pension	01/07/2016	62.44%	5.00%	\$74,580.00	N/A	\$74,600.00	\$0.00	\$74,600.00	NIL
					\$74,580.00	\$0.00	\$74,600.00	\$0.00	\$74,600.00	\$0.00

Member Name : CACCIOLA, LYNDA**Member Age :** 69 (Date of Birth : 28/04/1949)

Member Code	Pension Type	Pension Start Date	Tax Free	Min / PF	Minimum	Maximum	Gross Pension Payments	PAYG	Net Pension Payment	Amount to reach Minimum
CACLYN00002P	Account Based Pension	01/07/2016	99.23%	5.00%	\$21,110.00	N/A	\$21,200.00	\$0.00	\$21,200.00	NIL
					\$21,110.00	\$0.00	\$21,200.00	\$0.00	\$21,200.00	\$0.00

Total :

					\$95,690.00	\$0.00	\$95,800.00	\$0.00	\$95,800.00	\$0.00
--	--	--	--	--	--------------------	---------------	--------------------	---------------	--------------------	---------------

CACCIOLA SELF MANAGED SUPERANNUATION FUND
Yearly Projected Pension Calculation Report



As at 01 July 2019

Member Name	Member Code	Pension Type	Pension Start/ Conversion Date	Age (as at 01/07/2019)	Opening Balance	Minimum Amount	Maximum Amount	Tax Free %	Min Tax Free Payments	Min Taxable Payments
CACCIOLA, CARMELO	CACCAR00002P	Account Based Pension	01/07/2016	69	1,496,582.15	74,830.00	N/A	62.44	46,723.85	28,106.15
					1,496,582.15	74,830.00			46,723.85	28,106.15
CACCIOLA, LYNDA	CACLYN00002P	Account Based Pension	01/07/2016	70	423,516.83	21,180.00	N/A	99.23	21,016.91	163.09
					423,516.83	21,180.00			21,016.91	163.09
					1,920,098.98	96,010.00			67,740.76	28,269.24

23 July 2019

ANTHONY BOYS
PO Box 3376, Rundle Mall, South Australia 5000

Dear Sir/Madam,

**Re: CACCIOLA SELF MANAGED SUPERANNUATION FUND
Trustee Representation Letter**

This representation letter is provided in connection with your audit of the financial report of the CACCIOLA SELF MANAGED SUPERANNUATION FUND (the Fund) and the Fund's compliance with the Superannuation Industry (Supervision) Act 1993 (SISA) and SIS Regulations (SISR), for the year ended 30/06/2019, for the purpose of you expressing an opinion as to whether the financial report is, in all material respects, presented fairly in accordance with the accounting policies adopted by the Fund and the Fund complied, in all material respects, with the relevant requirements of SISA and SISR.

The Trustees have determined that the Fund is not a reporting entity for the year ended 30/06/2019 and that the requirement to apply Australian Accounting Standards and other mandatory reporting requirements do not apply to the Fund. Accordingly, the financial report prepared is a special purpose financial report which is for distribution to members of the Fund and to satisfy the requirements of the SISA and SISR. We acknowledge our responsibility for ensuring that the financial report is in accordance with the accounting policies as selected by ourselves and requirements of the SISA and SISR, and confirm that the financial report is free of material misstatements, including omissions.

We confirm, to the best of our knowledge and belief, the following representations are made to you during your audit.

1. Sole Purpose Test

The Fund is maintained for the sole purpose of providing benefits for each member on their retirement, death, termination of employment or ill-health.

2. Trustees are not disqualified

No disqualified person acts as a director of the trustee company/an individual trustee.

3. Fund's Governing Rules, Trustees' Responsibilities and Fund Conduct

The Fund meets the definition of a self-managed superannuation fund under SISA, including that no member is an employee of another member, unless they are relatives and no trustee/director of the corporate trustee receives any remuneration for any duties or services performed by the trustee/director in relation to the fund.

The Fund has been conducted in accordance with its governing rules at all times during the year and there were no amendments to the governing rules during the year, except as notified to you.

The Trustees have complied with all aspects of the trustee requirements of the SISA and SISR.

The Trustees are not subject to any contract or obligation which would prevent or hinder the Trustees in properly executing their functions and powers.

The Fund has been conducted in accordance with the SISA, the SISR and the governing rules of the Fund.

The Fund has complied with the requirements of the SISA and SISR specified in the approved form auditor's report as issued by the ATO, which are sections 17A, 35AE, 35B, 35C(2), 52B(2)(d), 52B(2)(e), 62, 65, 66, 67, 67A, 67B, 69-71E, 73-75, 80-85, 103, 104A, 105, 109 and 126K of the SISA and regulations 1.06(9A), 4.09, 4.09A, 5.03, 5.08, 6.17, 7.04, 8.02B, 13.12, 13.13, 13.14 and 13.18AA of the SISR.

All contributions accepted and benefits paid have been in accordance with the governing rules of the Fund and relevant provisions of the SISA and SISR.

There have been no communications from regulatory agencies concerning non-compliance with, or deficiencies in, financial reporting practices that could have a material effect on the financial report *or we have disclosed to you all known instances of non-compliance or suspected non-compliance with laws and regulations whose effects should be considered when preparing the financial report and the Auditor's/actuary contravention report.*

4. Investment Strategy

The investment strategy has been determined and reviewed with due regard to risk, including recoverability of investments, return, liquidity, diversity and the insurance needs of Fund members, and the assets of the Fund are in line with this strategy.

5. Accounting Policies

All the significant accounting policies of the Fund are adequately described in the Financial Report and the Notes attached thereto. These policies are consistent with the policies adopted last year.

6. Fund Books and Records

All transactions have been recorded in the accounting records and are reflected in the financial report. We have made available to you all financial records and related data, other information, explanations and assistance necessary for the conduct of the audit; and minutes of all meetings of the Trustees.

We acknowledge our responsibility for the design and implementation of internal controls to prevent and detect error and fraud. We have established and maintained an adequate internal control structure to facilitate the preparation of reliable financial reports, and adequate financial records have been maintained. There are no material transactions that have not been properly recorded in the accounting records underlying the financial report.

We have disclosed to you the results of our assessment of the risk that the financial report may be materially misstated as a result of fraud. We have disclosed to you all information in relation to fraud or suspected fraud that we are aware of and that affects the Fund and involves the Trustees or others.

In instances where the fund uses a custodian, we confirm we have not been advised of any fraud, non-compliance with laws and regulations or uncorrected misstatements that would affect the financial report of the fund.

Information retention obligations have been complied with, including:

- Accounting records and financial reports are being kept for five (5) years,
- Minutes and records of Trustees'/Directors of the corporate trustee meetings are being kept for ten (10) years;
- Records of Trustees'/Directors of the corporate trustees' changes and trustees' consents are being kept for at least ten (10) years;
- Copies of all member or beneficiary reports are being kept for ten (10) years; and
- Trustee declarations in the approved form have been signed and are being kept for each Trustee appointed after 30 June 2007.

7. Fraud, error and non-compliance

There have been no:

- a) Frauds, error or non-compliance with laws and regulations involving management or employees who have a significant role in the internal control structure that could have a material effect on the financial report.
- b) Communications from regulatory agencies concerning non-compliance with, or deficiencies in, financial reporting practices that could have a material effect on the financial report.
- c) Violations or possible violations of laws or regulations whose effects should have been considered for disclosure in the financial report or as a basis for recording an expense.

8. Asset Form and Valuation

The assets of the Fund are being held in a form suitable for the benefit of the Members of the Fund, and are in accordance with our investment strategy.

Investments are carried in the books at their net market value. Such amounts are considered reasonable in light of present circumstances.

We have no plans or intentions that may materially affect the carrying values, or classification, of assets and liabilities.

We have assessed their recoverability and we are comfortable that the fund will be able, if needed, to realise these assets.

There are no commitments, fixed or contingent, for the purchase or sale of long term investments.

9. Safeguarding Assets

We have considered the importance of safeguarding the assets of the fund, and we confirm we have the following procedures in place to achieve this:

- Authorised signatories on bank and investment accounts are regularly reviewed and considered appropriate; and
- Tangible assets are, where appropriate, adequately insured and appropriately stored.

10. Significant Assumptions

We believe that significant assumptions used by us in making accounting estimates are reasonable.

11. Uncorrected misstatements

We believe the effects of those uncorrected financial report misstatements aggregated by the auditor during the audit are immaterial, both individually and in aggregate, to the financial report taken as a whole. If applicable, a summary of such items is attached.

12. Ownership and Pledging of Assets

The Fund has satisfactory title to all assets appearing in the Statement of Financial Position. All investments are registered in the name of the Fund, where possible, and are in the custody of the respective Trustee.

There are no liens or encumbrances on any assets or benefits and no assets, benefits or interests in the Fund have been pledged or assigned to secure liabilities of others.

All assets of the Fund are held separately from the assets of the members, employers and the Trustees. All assets are acquired, maintained and disposed of on an arm's length basis and appropriate action is taken to protect the assets of the Fund.

13. Payment of benefits

Benefits have been calculated and provided to members in accordance with the provisions of the Fund's governing rules and the relevant legislation.

The Trustee has revalued Member/s benefits to market value just prior to paying out a portion or all of a member's account balance.

14. Related Parties

We have disclosed to you the identity of the Fund's related parties and all related party transactions and relationships. Related party transactions and related amounts receivable have been properly recorded or disclosed in the financial report.

[Delete this paragraph if not applicable]

Acquisitions from, loans to, leasing of assets to and investments in related parties have not exceeded the in-house asset restrictions in the SISA at the time of investment, acquisition or at year end.

The Fund has not made any loans or provided financial assistance to members of the Fund or their relatives.

If the Fund owns residential property the members of the Fund or associates or other related parties do not lease, or use the property for personal use.

15. Acquisitions from related parties

No assets have been acquired by the Fund from members or associates or other related parties of the Fund other than those assets specifically exempted by Section 66 of SISA.

16. Borrowings

The Fund has not borrowed money or maintained any borrowings during the period, with the exception of borrowings which were allowable under SISA.

17. Subsequent Events

No events or transactions have occurred since the date of the financial report, or are pending, which would have a significant adverse effect on the Fund's financial position at that date, or which are of such significance in relation to the Fund as to require mention in the notes to the Financial Statements in order to ensure they are not misleading as to the financial position of the Fund or its operations.

18. Outstanding Legal Action

[Delete this paragraph if not applicable]

We confirm that you have been advised of all significant legal matters, and that all known actual or possible litigation and claims have been adequately accounted for, and been appropriately disclosed in the financial report.

There have been no communications from the ATO concerning a contravention of the SISA or SISR which has occurred, is occurring or is about to occur.

19. Going Concern

We confirm we have no knowledge of any event or conditions that would cast significant doubt on the fund's ability to continue as a going concern.

20. Residency

The Trustees declare that the Fund was a resident Australian superannuation fund at all times during the year of income.

21. Investment Returns

Investment returns of the Fund have been allocated to members in a manner that is fair and reasonable.

22. Insurance

Where the Fund has taken out a life insurance policy on behalf of a member, the Trustee confirms that the Fund is the beneficial owner.

The Trustee also confirms that the Fund has not purchased a policy over the life of a member, where the purchase is a condition and consequence of a buy-sell agreement the member has entered into with another individual.

23. Limiting powers of Trustees

The Trustees have not entered into a contract or done anything else, that would prevent the Trustees from, or hinder the Trustees in, properly performing or exercising the Trustees' functions and powers.

24. Collectables and Personal Use Assets

If the Trustees own collectables and/or personal use assets these assets are not being used for personal use.

We understand that your examination was made in accordance with Australian Auditing Standards and applicable Standards on Assurance Engagements and was, therefore, designed primarily for the purpose of expressing an opinion on the financial report of the Fund taken as a whole, and on the compliance of the Fund with specified requirements of SISA and SISR, and that your tests of the financial and compliance records and other auditing procedures were limited to those which you considered necessary for that purpose.

Yours sincerely,

For and on behalf of the Trustee(s)

.....
CARMELO CACCIOLA

Trustee
23 July 2019

.....
LYNDA CACCIOLA

Trustee
23 July 2019

24/07/2019

To the trustee of the
CACCIOLA SELF MANAGED SUPERANNUATION FUND
10 NERLI STREET,
EVERTON PARK
Queensland, 4053

Dear Trustee,

The Objective and Scope of the Audit

You have requested that we audit the CACCIOLA SELF MANAGED SUPERANNUATION FUND (the Fund):

1. financial report, which comprises the statement of financial position, as at 30/06/2019 and the operating statement for the year then ended and the notes to the financial statements; and
2. compliance during the same period with the requirements of the Superannuation Industry (Supervision) Act 1993 (SISA) and SIS Regulations (SISR) specified in the approved form auditor's report as issued by the ATO, which are sections 17A, 35AE, 35B, 35C(2), 62, 65, 66, 67, 67A, 67B, 82-85, 103, 104, 104A, 105, 109 and 126K of the SISA and regulations 1.06(9A), 4.09, 4.09A, 5.03, 5.08, 6.17, 7.04, 8.02B, 13.12, 13.13, 13.14 and 13.18AA of the SISR.

We are pleased to confirm our acceptance and our understanding of this engagement by means of this letter. Our audit will be conducted pursuant to the SISA with the objective of our expressing an opinion on the financial report and the fund's compliance with the specified requirements of the SISA and SISR.

The Responsibilities of the Auditor

We will conduct our financial audit in accordance with Australian Auditing Standards and our compliance engagement in accordance with applicable Standards on Assurance Engagements, issued by the Auditing and Assurance Standards Board (AUASB). These standards require that we comply with relevant ethical requirements relating to audit and assurance engagements and plan and perform the audit to obtain reasonable assurance whether the financial report is free from material misstatement and that you have complied, in all material respects, with the specified requirements of the SISA and SISR.

The annual audit of the financial reports and records of the Fund must be carried out during and after the end of each year of income. In accordance with section 35C of the SISA, we are required to provide to the trustees of the Fund an auditor's report in the approved form within the prescribed time as set out in the SISR, 28 days after the trustees have provided all documents relevant to the preparation of the auditor's report.

Financial Audit

A financial audit involves performing audit procedures to obtain audit evidence about the amounts and disclosures in the financial report. The procedures selected depend on the auditor's judgement, including the assessment of the risks of material misstatement of the financial report, whether due to fraud or error. A financial audit also includes evaluating the appropriateness of the financial reporting framework, accounting policies used and the reasonableness of accounting estimates made by the trustees, as well as evaluating the overall presentation of the financial report. Due to the test nature and other inherent limitations of an audit, together with the inherent limitations of any accounting and internal control system, there is an unavoidable risk that even some material misstatements may remain undiscovered.

In making our risk assessments, we consider internal controls relevant to the fund's preparation of the financial report in order to design audit procedures that are appropriate in the circumstances, but not for the purpose of expressing an opinion on the effectiveness of the fund's internal controls. However, we expect to provide you with a separate letter concerning any significant deficiencies in the fund's system of accounting and internal controls that come to our attention during the audit of the financial report. This will be in the form of a letter to the Trustee.

Compliance Engagement

A compliance engagement involves performing audit procedures to obtain audit evidence about the fund's compliance with the provisions of the SISA and SISR specified in the ATO's approved form auditor's report.

Our compliance engagement with respect to investments includes determining whether the investments are made for the sole purpose of funding members' retirement, death or disability benefits and whether you have an investment strategy for the fund, which has been reviewed regularly and gives due consideration to risk, return, liquidity, diversification and the insurance needs of members/managers. Our procedures will include testing whether the investments are made for the allowable purposes in accordance with the investment strategy, but not for the purpose of assessing the appropriateness of those investments to the members.

The Responsibilities of the Trustees

We take this opportunity to remind you that it is the responsibility of the trustees to ensure that the fund, at all times, complies with the SISA and SISR as well as any other legislation relevant to the fund. The trustees are also responsible for the preparation and fair presentation of the financial report.

Our auditor's report will explain that the trustees are responsible for the preparation and the fair presentation of the financial report and for determining that the accounting policies used are consistent with the financial reporting requirements of the SMSF's governing rules, comply with the requirements of SISA and SISR and are appropriate to meet the needs of the members. This responsibility includes:

- Establishing and maintaining controls relevant to the preparation of a financial report that is free from misstatement, whether due to fraud or error. The system of accounting and internal control should be adequate in ensuring that all transactions are recorded and that the recorded transactions are valid, accurate, authorised, properly classified and promptly recorded, so as to facilitate the preparation of reliable financial information. This responsibility to maintain adequate internal controls also extends to the Fund's compliance with SIS including any Circulars and Guidelines issued by a relevant regulator to the extent applicable. The internal controls should be sufficient to prevent and/or detect material non-compliance with such legislative requirements.
- Selecting and applying appropriate accounting policies.
- Making accounting estimates that are reasonable in the circumstances; and
- Making available to us all the books of the Funds, including any registers and general documents, minutes and other relevant papers of all Trustee meetings and giving us any information, explanations and assistance we require for the purposes of our audit. Section 35C(2) of SIS requires that Trustees must give to the auditor any document that the auditor requests in writing within 14 days of the request.

As part of our audit process, we will request from the trustees written confirmation concerning representations made to us in connection with the audit.

Our audit report is prepared for the members of the Fund and we disclaim any assumption of responsibility for any reliance on our report, or on the financial report to which it relates, to any person other than the members of the fund, or for any purpose other than that for which it was prepared.

Our audit report should not be used in determining the amount to pay member's benefits. The Trustee should calculate the amount of the benefit payment based on the market value (if applicable) of Fund assets at the date of payment provided this is consistent with the Fund's trust deed, SISA, SISR, or any agreement reached with the member.

Independence

We confirm that, to the best of our knowledge and belief, the engagement team meets the current independence requirements of the SISA and SISR including *APES 110 Code of Ethics for Professional Accountants* in relation to the audit of the Fund. In conducting our financial audit and compliance engagement, should we become aware that we have contravened the independence requirements, we shall notify you on a timely basis.

Report on Matters Identified

Under section 129 of the SISA, we are required to report to you in writing, if during the course of, or in connection with, our audit, we become aware of any contravention of the SISA or SISR which we believe has occurred, is occurring or may occur. Furthermore, you should be aware that we are also required to notify the Australian Taxation Office (ATO) of certain contraventions of the SISA and SISR that we become aware of during the audit, which meet the tests stipulated by the ATO, irrespective of the materiality of the contravention or action taken by the trustees to rectify the matter. Finally, under section 130, we are required to report to you and the ATO if we believe the financial position of the Fund may be, or may be about to become unsatisfactory.

You should not assume that any matters reported to you, or that a report that there are no matters to be communicated, indicates that there are no additional matters, or matters that you should be aware of in meeting your responsibilities. The completed audit report may be provided to you as a signed hard copy or a signed electronic version.

Compliance Program

The conduct of our engagement in accordance with Australian Auditing Standards and applicable Standards on Assurance Engagements means that information acquired by us in the course of our engagement is subject to strict confidentiality requirements. Information will not be disclosed by us to other parties except as required or allowed for by law or professional standards, or with your express consent. Our audit files may, however, be subject to review as part of the compliance program of a professional accounting body or the ATO. We advise you that by signing this letter you acknowledge that, if requested, our audit files relating to this audit will be made available under these programs. Should this occur, we will advise you. The same strict confidentiality requirements apply under these programs as apply to us as your auditor.

Limitation of Liability

As a practitioner/firm participating in a scheme approved under the Professional Services Legislation, our liability may be limited under the scheme.

Fees

We look forward to full co-operation with you/your administrator and we trust that you will make available to us whatever records, documentation and other information are requested in connection with our audit.

Our fees, which will be billed as work progresses, are based on the time required by staff members assigned to the engagement plus out-of-pocket expenses. Individual hourly rates vary according to the degree of responsibility involved and the experience and skills required. Our annual audit fee will be revised and agreed upon each year with the Trustee. Any additional services required, that are outside the scope of this engagement, will be billed on a time basis.

If we are required to respond to requests for information from regulators in relation to our engagement as auditor, the Fund will reimburse us at standard billing rates for our professional time and expenses, including reasonable legal fees, incurred in responding to such requests.

We would appreciate if you could sign and return the attached copy of this letter to indicate that it is in accordance with your understanding of the arrangements for our financial audit and compliance engagement of the Fund.

Yours sincerely

Super Audits Pty Ltd
ANTHONY BOYS

Acknowledged on behalf of the Trustee of the CACCIOLA SELF MANAGED SUPERANNUATION FUND by:

(Signed)
(dated) / /