
Financial statements and reports for the year ended
30 June 2021

DODDS FAMILY SUPERANNUATION FUND

Prepared for: Cantley Park Nominees Pty Ltd

Reports Index

Operating Statement

Statement of Financial Position

Notes to the Financial Statements

Statement of Taxable Income

Trustees Declaration

Members Statement

Investment Summary

Investment Performance

Realised Capital Gains

Unrealised Capital Gains

Pension Summary

Trustee Minute / Resolution

DODDS FAMILY SUPERANNUATION FUND**Operating Statement**

For the year ended 30 June 2021

	Note	2021	2020
		\$	\$
Income			
Investment Income			
Trust Distributions	11	88,824	30,279
Dividends Received	10	20,299	27,286
Interest Received		341	2,941
Investment Gains			
Changes in Market Values	12		
Realised Movements in Market Value		(284)	51,779
Unrealised Movements in Market Value		173,438	(43,730)
Other Income			
Interest Received ATO General Interest Charge		3	0
Foreign Exchange Gain		(3,214)	2,119
Total Income		<u>279,407</u>	<u>70,674</u>
Expenses			
Accountancy Fees		4,422	0
ATO Supervisory Levy		259	0
ASIC Fees		0	267
Bank charges		120	120
Management fees		3,784	4,611
		<u>8,585</u>	<u>4,998</u>
Member Payments			
Pensions Paid		127,306	144,400
Total Expenses		<u>135,891</u>	<u>149,398</u>
Benefits accrued as a result of operations before income tax		<u>143,515</u>	<u>(78,724)</u>
Income Tax Expense	13	(7,250)	(9,382)
Benefits accrued as a result of operations		<u>150,765</u>	<u>(69,342)</u>

*The accompanying notes form part of these financial statements.**Refer to compilation report*

DODDS FAMILY SUPERANNUATION FUND
Statement of Financial Position

As at 30 June 2021

	Note	2021 \$	2020 \$
Assets			
Investments			
Managed Investments (Australian)	2	483,751	437,912
Shares in Listed Companies (Australian)	3	667,036	675,656
Shares in Listed Companies (Overseas)	4	207,862	160,904
Units in Listed Unit Trusts (Australian)	5	104,328	93,555
Total Investments		<u>1,462,977</u>	<u>1,368,027</u>
Other Assets			
Distributions Receivable		83,385	12,903
Cash at bank - AUD Cash		2,977	5,862
Cash at bank - US Dollar		18,324	17,883
Cash at Bank (NAB #1394)		2	16
Cash at bank (NAB #1423)		51	60,462
Cash at bank - ANZ		93,684	33,066
Income Tax Refundable		16,632	29,050
Total Other Assets		<u>215,055</u>	<u>159,242</u>
Total Assets		<u>1,678,032</u>	<u>1,527,269</u>
Net assets available to pay benefits		<u>1,678,032</u>	<u>1,527,269</u>
Represented by:			
Liability for accrued benefits allocated to members' accounts	7, 8		
Dodds, Desmond - Pension (Account Based Pension)		500,241	481,680
Dodds, Desmond - Accumulation		0	88,254
Dodds, Desmond - Pension (Account Based Pension 2)		777,443	670,073
Dodds, Desmond - Pension (Account Based Pension 3)		67,697	0
Dodds, Christina - Pension (Account Based Pension 2)		332,651	287,262
Total Liability for accrued benefits allocated to members' accounts		<u>1,678,032</u>	<u>1,527,269</u>

The accompanying notes form part of these financial statements.

Refer to compilation report

Notes to the Financial Statements

For the year ended 30 June 2021

Note 1: Summary of Significant Accounting Policies

The trustees have prepared the financial statements on the basis that the Superannuation Fund is a non-reporting entity because there are no users dependent on general purpose financial statements. The financial statements are therefore special purpose financial statements that have been prepared in order to meet the requirements of the Superannuation Industry (Supervision) Act 1993 and associated Regulations, the trust deed of the Fund and the needs of members.

The financial statements have been prepared on a cash basis and are based on historical costs, except for investments which have been measured at market value.

The following significant accounting policies, which are consistent with the policies applied in the previous period unless otherwise stated, have been adopted in the preparation of the financial statements.

The financial statements were authorised for issue by the Director(s).

a. Measurement of Investments

The Fund initially recognises:

- (i) an investment when it controls the future economic benefits expected to flow from the asset. For financial assets, the trade date is considered to be the date on which control of the future economic benefits attributable to the asset passes to the Fund; and
- (ii) a financial liability on the date it becomes a party to the contractual provisions of the instrument.

Investments of the Fund have been measured at market value, which refers to the amount that a willing buyer could reasonably be expected to pay to acquire an asset from a willing seller if the following assumptions were made:

- that the buyer and the seller deal with each other at arm's length in relation to the sale;
- that the sale occurred after proper marketing of the asset; and
- that the buyer and the seller acted knowledgeably and prudentially in relation to the sale.

Market value has been determined as follows:

- (i) shares and other securities listed on the Australian Securities Exchange by reference to the relevant market quotations at the end of the reporting period;
- (ii) units in managed funds by reference to the unit redemption price at the end of the reporting period;
- (iii) fixed-interest securities by reference to the redemption price at the end of the reporting period;
- (iv) unlisted investments are stated at trustees' assessment based on estimated market value at balance date or where necessary, an external valuer's opinion; and
- (v) investment properties at the trustees' assessment of the market value or where necessary a qualified independent valuer's opinion at the end of reporting period.

Financial liabilities, such as trade creditors and other payables, are measured at the gross value of the outstanding balance at the end of the reporting period. The trustees have determined that the gross values of the Fund's financial liabilities is equivalent to their market values. Any remeasurement changes in the gross values of non-current financial liabilities (including liabilities for members' accrued benefits) are recognised in the operating statement in the periods in which they occur.

b. Cash and Cash Equivalents

Cash and cash equivalents include cash on hand and at call, deposits with banks and short-term, highly liquid investments that are readily convertible to cash and subject to an insignificant risk of change in value.

c. Revenue

Revenue is recognised to the extent that it is probable that the economic benefits will flow to the Fund and the revenue can be reliably measured. Revenue is recognised at the fair value of the consideration received or receivable.

Notes to the Financial Statements

For the year ended 30 June 2021

Interest revenue

Interest revenue is recognised in respect of fixed-interest securities, and cash and cash equivalent balances. Interest revenue is recognised upon receipt.

Dividend revenue

Dividend revenue is recognised when the dividend has been paid or, in the case of dividend reinvestment schemes, when the dividend is credited to the benefit of the fund.

Rental revenue

Rental revenue arising from operating leases on investment properties is recognised upon receipt.

Distribution revenue

Distributions from unit trusts and managed funds are recognised as at the date the unit value is quoted ex-distribution and if not received at the end of the reporting period, are reflected in the statement of financial position as a receivable at market value.

Remeasurement changes in market values

Remeasurement changes in the market values of assets are recognised as income and determined as the difference between the market value at year-end or consideration received (if sold during the year) and the market value as at the prior year-end or cost (if acquired during the period).

Contributions

Contributions and transfers in are recognised when the control and the benefits from the revenue have been attained and are recorded by the Fund, gross of any taxes, in the period to which they relate.

d. Liability for Accrued Benefits

The liability for accrued benefits represents the Fund's present obligation to pay benefits to members and beneficiaries, and has been calculated as the difference between the carrying amount of the assets and the carrying amount of the other payables and income tax liabilities as at the end of the reporting period.

e. Critical Accounting Estimates and Judgements

The preparation of financial statements requires the trustees to make judgements, estimates and assumptions that affect the application of accounting policies and the reported amounts of assets and liabilities, income and expenses. Actual results may differ from these estimates.

Estimates and underlying assumptions are reviewed on an ongoing basis. Revisions to accounting estimates are recognised in the period in which the estimate is revised and in any future period affected.

Note 2: Managed Investments (Australian)

	2021 \$	2020 \$
Evans & Partners Int'l Hedged	310,643	283,275
JCB Active Fund - Class B	58,097	60,164
Orca Global Disruption Fund	79,878	59,586
Transurban Group	35,134	34,887
	483,752	437,912

DODDS FAMILY SUPERANNUATION FUND
Notes to the Financial Statements

For the year ended 30 June 2021

Note 3: Shares in Listed Companies (Australian)

	2021	2020
	\$	\$
Australian Foundation Investment Company Limited	69,950	54,475
ASX Limited	97,915	133,193
Commonwealth Bank Of Australia.	126,835	88,163
CSL Limited	156,854	157,850
Djerriwarrh Investments Limited	35,305	29,325
National Australia Bank Limited	36,315	25,235
Westpac Banking Corporation	0	1,795
Wesfarmers Limited	74,466	74,687
Woolworths Group Limited	69,397	67,850
Woodside Petroleum Ltd	0	43,084
	667,037	675,657

Note 4: Shares in Listed Companies (Overseas)

	2021	2020
	\$	\$
Agilent Technologies Inc.	16,122	0
Accenture plc	0	14,705
Automatic Data Processing Inc.	19,022	15,620
Adidas AG	0	6,844
Aon plc. - Ordinary Shares - Class A	14,926	13,751
Broadridge Financial Solutions, Inc.	8,809	15,445
CDW Corporation	0	6,264
CME Group Inc - Ordinary Shares - Class A	12,164	0
Diageo Plc	15,236	0
Equifax, Inc.	0	15,778
Alphabet Inc	22,735	16,530
Lowe`s Cos., Inc.	19,093	8,072
Microsoft Corporation	19,458	16,013
Nike, Inc. - Ordinary Shares - Class B	18,083	0
Ross Stores Inc	10,721	5,216
Sherwin-Williams Co.	6,886	6,736
Sika AG	0	5,576

Refer to compilation report

DODDS FAMILY SUPERANNUATION FUND

Notes to the Financial Statements

For the year ended 30 June 2021

STERIS plc	9,055	0
Visa Inc	15,551	14,355
	207,861	160,905

Note 5: Units in Listed Unit Trusts (Australian)

	2021	2020
	\$	\$
Nb Global Corporate Income Trust	104,328	93,555
	104,328	93,555

Note 6: Banks and Term Deposits

	2021	2020
	\$	\$
Banks		
Cash at Bank (NAB #1394)	2	16
Cash at bank (NAB #1423)	51	60,462
Cash at bank - ANZ	93,684	33,066
Cash at bank - AUD Cash	2,977	5,862
Cash at bank - US Dollar	18,324	17,883
	115,038	117,289

Note 7: Liability for Accrued Benefits

	2021	2020
	\$	\$
Liability for accrued benefits at beginning of year	1,527,268	1,596,610
Benefits accrued as a result of operations	150,765	(69,342)
Current year member movements	0	0
	1,678,033	1,527,268

Note 8: Vested Benefits

Vested benefits are benefits that are not conditional upon continued membership of the fund (or any factor other than resignation from the plan) and include benefits which members were entitled to receive had they terminated their fund membership as at the end of the reporting period.

	2021	2020
	\$	\$
Vested Benefits	1,678,033	1,527,268

DODDS FAMILY SUPERANNUATION FUND**Notes to the Financial Statements**

For the year ended 30 June 2021

Note 9: Guaranteed Benefits

No guarantees have been made in respect of any part of the liability for accrued benefits.

Note 10: Dividends

	2021	2020
	\$	\$
ASX Limited	3,664	5,613
Accenture plc	54	143
Agilent Technologies Inc.	29	0
Aon plc. - Ordinary Shares - Class A	117	190
Australian Foundation Investment Company Limited	2,147	2,147
Automatic Data Processing Inc.	314	190
Broadridge Financial Solutions, Inc.	204	111
CDW Corporation	17	81
CME Group Inc - Ordinary Shares - Class A	319	0
CSL Limited	1,550	1,609
Commonwealth Bank Of Australia.	3,150	5,474
Compass Group Plc	0	79
Diageo Plc	65	0
Djerriwarrh Investments Limited	1,208	2,156
Equifax, Inc.	93	165
L'Oreal	13	35
Lowe`s Cos., Inc.	167	285
Microsoft Corporation	134	35
National Australia Bank Limited	831	0
Nestle N	107	0
Nordson Corporation	0	64
Ross Stores Inc	24	153
STERIS plc	13	0
Sherwin-Williams Co.	51	14
Sika AG	40	70
TE Connectivity Ltd.	0	92
Transurban Group	0	99
Visa Inc	76	95
Wesfarmers Limited	3,049	2,549
Westpac Banking Corporation	0	1,248
Woodside Petroleum Ltd	1,026	2,714
Woolworths Group Limited	1,838	1,875

Refer to compilation report

Notes to the Financial Statements

For the year ended 30 June 2021

	20,300	27,286
Note 11: Trust Distributions		
	2021	2020
	\$	\$
Transurban Group	876	1,111
Nb Global Corporate Income Trust	5,468	6,158
Orca Global Disruption Fund	5,023	3,424
Evans & Partners Int'l Hedged	76,526	8,246
JCB Active Fund - Class B	931	11,339
	<u>88,824</u>	<u>30,278</u>
Note 12: Changes in Market Values		
Unrealised Movements in Market Value		
	2021	2020
	\$	\$
Managed Investments (Australian)		
Evans & Partners Int'l Hedged	27,368	(15,719)
JCB Active Fund - Class B	(4,039)	(158)
Orca Global Disruption Fund	20,291	10,730
Transurban Group	247	(1,506)
	<u>43,867</u>	<u>(6,653)</u>
Shares in Listed Companies (Australian)		
ASX Limited	(24,181)	4,696
Australian Foundation Investment Company Limited	15,475	(1,431)
CSL Limited	(996)	39,600
Commonwealth Bank Of Australia.	38,672	(16,967)
Djerriwarrh Investments Limited	5,980	(10,350)
National Australia Bank Limited	11,080	2,663
Wesfarmers Limited	12,721	14,444
Westpac Banking Corporation	(863)	(6,911)
Woodside Petroleum Ltd	30,408	(29,273)
Woolworths Group Limited	1,547	7,371
	<u>89,843</u>	<u>3,841</u>

Notes to the Financial Statements

For the year ended 30 June 2021

Shares in Listed Companies (Overseas)		
Accenture plc	(5,011)	(562)
Adidas AG	(498)	498
Agilent Technologies Inc.	3,944	0
Alphabet Inc	7,703	3,418
Aon plc. - Ordinary Shares - Class A	1,426	(1,451)
Automatic Data Processing Inc.	3,787	(1,127)
Booking Holdings Inc	0	(743)
Broadridge Financial Solutions, Inc.	1,034	542
CDW Corporation	(2,803)	(4,343)
CME Group Inc - Ordinary Shares - Class A	2,694	0
Compass Group Plc	0	(4,908)
Diageo Plc	3,128	0
Equifax, Inc.	(3,832)	(2,232)
Lowe`s Cos., Inc.	3,903	1,899
Microsoft Corporation	3,445	3,151
Nike, Inc. - Ordinary Shares - Class B	3,360	0
Nordson Corporation	0	(5,549)
Ross Stores Inc	2,639	(3,608)
STERIS plc	185	0
Sherwin-Williams Co.	4,249	181
Sika AG	(1,367)	1,367
TE Connectivity Ltd.	0	(1,703)
Visa Inc	969	(3,069)
	28,956	(18,238)
Units in Listed Unit Trusts (Australian)		
Nb Global Corporate Income Trust	10,773	(22,680)
	10,773	(22,680)
Total Unrealised Movement	173,438	(43,730)
Realised Movements in Market Value		
	2021	2020
	\$	\$
Managed Investments (Australian)		

DODDS FAMILY SUPERANNUATION FUND

Notes to the Financial Statements

For the year ended 30 June 2021

JCB Active Fund - Class B	(6,397)	0
	(6,397)	0
Shares in Listed Companies (Australian)		
ASX Limited	8,829	0
Wesfarmers Limited	7,105	0
Westpac Banking Corporation	921	(13,154)
Woodside Petroleum Ltd	(30,563)	0
	(13,708)	(13,154)
Shares in Listed Companies (Overseas)		
Accenture plc	5,686	4,631
Adidas AG	769	3,034
Alphabet Inc	1,198	5,180
Aon plc. - Ordinary Shares - Class A	777	3,797
Automatic Data Processing Inc.	(131)	1,061
Booking Holdings Inc	0	(2,390)
Broadridge Financial Solutions, Inc.	850	(96)
CDW Corporation	3,537	6,302
CME Group Inc - Ordinary Shares - Class A	943	0
Compass Group Plc	0	5,329
Equifax, Inc.	5,431	8,162
LVMH Moet Hennessy Louis Vuitton SE	0	2,990
Lowe`s Cos., Inc.	0	191
Nordson Corporation	0	9,995
Ross Stores Inc	286	4,166
Sherwin-Williams Co.	(2,357)	0
Sika AG	2,313	5,147
TE Connectivity Ltd.	0	838
Visa Inc	519	6,596
	19,821	64,933
Total Realised Movement	(284)	51,779
Changes in Market Values	173,154	8,049

Refer to compilation report

DODDS FAMILY SUPERANNUATION FUND**Notes to the Financial Statements**

For the year ended 30 June 2021

Note 13: Income Tax Expense

	2021	2020
	\$	\$
The components of tax expense comprise		
Current Tax	(7,250)	(9,382)
Income Tax Expense	<u>(7,250)</u>	<u>(9,382)</u>

The prima facie tax on benefits accrued before income tax is reconciled to the income tax as follows:

Prima facie tax payable on benefits accrued before income tax at 15%	21,527	(11,809)
Less:		
Tax effect of:		
Increase in MV of Investments	26,016	0
Exempt Pension Income	11,363	15,271
Realised Accounting Capital Gains	(43)	7,767
Accounting Trust Distributions	13,324	4,542
Add:		
Tax effect of:		
Decrease in MV of Investments	0	6,560
SMSF Non-Deductible Expenses	1,288	708
Pension Payments	19,096	21,660
Franking Credits	1,088	1,535
Foreign Credits	115	46
Net Capital Gains	0	7,021
Taxable Trust Distributions	74	1,801
Distributed Foreign Income	7,473	926
Rounding	(1)	(1)
Income Tax on Taxable Income or Loss	0	867
Less credits:		
Franking Credits	7,250	10,232
Foreign Credits	0	17
Current Tax or Refund	<u>(7,250)</u>	<u>(9,382)</u>

Refer to compilation report

Notes to the Financial Statements

For the year ended 30 June 2021

Note 14: Subsequent Events post year end

Since the end of the financial year the trustee is aware of circumstances that have arisen after the reporting date, in particular the COVID-19 outbreak and its effect on markets globally.

It is expected that this may cause a material decline in the market value of the fund, possibly its future cash flows, and potentially the recoverability of some investments.

However due to the rapid and ongoing changes, an estimate of the timing and extent of this impact cannot be made.

DODDS FAMILY SUPERANNUATION FUND**Statement of Taxable Income**

For the year ended 30 June 2021

	2021
	\$
Benefits accrued as a result of operations	143,515.00
Less	
Increase in MV of investments	173,438.00
Exempt current pension income	75,755.00
Realised Accounting Capital Gains	(284.00)
Accounting Trust Distributions	88,824.00
	<u>337,733.00</u>
Add	
SMSF non deductible expenses	8,585.00
Pension Payments	127,306.00
Franking Credits	7,250.00
Foreign Credits	764.00
Taxable Trust Distributions	494.00
Distributed Foreign income	49,820.00
	<u>194,219.00</u>
SMSF Annual Return Rounding	(1.00)
	<u>0.00</u>
Taxable Income or Loss	<u>0.00</u>
Income Tax on Taxable Income or Loss	0.00
Less	
Franking Credits	7,250.46
	<u>(7,250.46)</u>
CURRENT TAX OR REFUND	<u>(7,250.46)</u>
Supervisory Levy	259.00
	<u>(6,991.46)</u>
AMOUNT DUE OR REFUNDABLE	<u>(6,991.46)</u>

* Distribution tax components review process has not been completed for the financial year.

DODDS FAMILY SUPERANNUATION FUND
Cantley Park Nominees Pty Ltd ACN: 005322645

Trustees Declaration

The directors of the trustee company have determined that the fund is not a reporting entity and that the special purpose financial statements should be prepared in accordance with the accounting policies described in Note 1 to the financial statements.

In the opinion of the directors of the trustee company:

- (i) the financial statements and notes to the financial statements for the year ended 30 June 2021 present fairly, in all material respects, the financial position of the superannuation fund at 30 June 2021 and the results of its operations for the year then ended in accordance with the accounting policies described in Note 1 to the financial statements;
- (ii) the financial statements and notes to the financial statements have been prepared in accordance with the requirements of the trust deed; and
- (iii) the operation of the superannuation fund has been carried out in accordance with its trust deed and in compliance with the requirements of the Superannuation Industry (Supervision) Act 1993 and associated Regulations during the year ended 30 June 2021.

Signed in accordance with a resolution of the directors of the trustee company by:

.....
Desmond Dodds
Cantley Park Nominees Pty Ltd
Director

.....
Christina Dodds
Cantley Park Nominees Pty Ltd
Director

Dated this day of2022

DODDS FAMILY SUPERANNUATION FUND

Members Statement

Desmond Dodds
 91 LEOPOLD ST
 SOUTH YARRA, Victoria, 3141, Australia

Your Details

Date of Birth : Provided
 Age: 73
 Tax File Number: Provided
 Date Joined Fund: 01/07/2000
 Service Period Start Date: 01/07/1990
 Date Left Fund:
 Member Code: DODDES00002P
 Account Start Date: 17/06/2017
 Account Phase: Retirement Phase
 Account Description: Account Based Pension

Nominated Beneficiaries N/A
 Vested Benefits 500,241
 Total Death Benefit 500,241

Your Balance

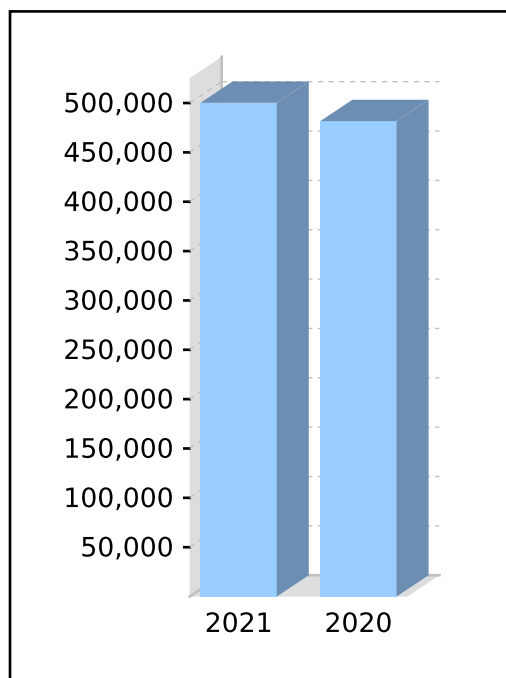
Total Benefits 500,241

Preservation Components

Preserved
 Unrestricted Non Preserved 500,241
 Restricted Non Preserved

Tax Components

Tax Free (0.00%)
 Taxable 500,241
 Investment Earnings Rate 19%



Your Detailed Account Summary

	This Year	Last Year
Opening balance at 01/07/2020	481,679	513,548
<u>Increases to Member account during the period</u>		
Employer Contributions		
Personal Contributions (Concessional)		
Personal Contributions (Non Concessional)		
Government Co-Contributions		
Other Contributions		
Proceeds of Insurance Policies		
Transfers In		
Net Earnings	85,562	24,131
Internal Transfer In		
<u>Decreases to Member account during the period</u>		
Pensions Paid	67,000	56,000
Contributions Tax		
Income Tax		
No TFN Excess Contributions Tax		
Excess Contributions Tax		
Refund Excess Contributions		
Division 293 Tax		
Insurance Policy Premiums Paid		
Management Fees		
Member Expenses		
Benefits Paid/Transfers Out		
Superannuation Surcharge Tax		
Internal Transfer Out		
Closing balance at 30/06/2021	500,241	481,679

Members Statement

Trustee's Disclaimer

This statement has been prepared by the Trustee for the member whose name appears at the top of this statement. Every effort has been made by the Trustee to ensure the accuracy and completeness of this Statement. The Trustee does not accept any liability for any error, omission or misprint. All amounts shown in relation to benefits do not take into account any amounts which may be withheld to satisfy the requirements imposed by the Income Tax Assessment Act 1936.

Signed by all the trustees of the fund

Desmond Dodds
Director

Christina Margaret Dodds
Director

DODDS FAMILY SUPERANNUATION FUND

Members Statement

Desmond Dodds
 91 LEOPOLD ST
 SOUTH YARRA, Victoria, 3141, Australia

Your Details

Date of Birth : Provided
 Age: 73
 Tax File Number: Provided
 Date Joined Fund: 01/07/2000
 Service Period Start Date: 01/07/2000
 Date Left Fund:
 Member Code: DODDES00003A
 Account Start Date: 01/07/2000
 Account Phase: Accumulation Phase
 Account Description: Accumulation

Nominated Beneficiaries N/A

Vested Benefits
 Total Death Benefit

Your Balance

Total Benefits

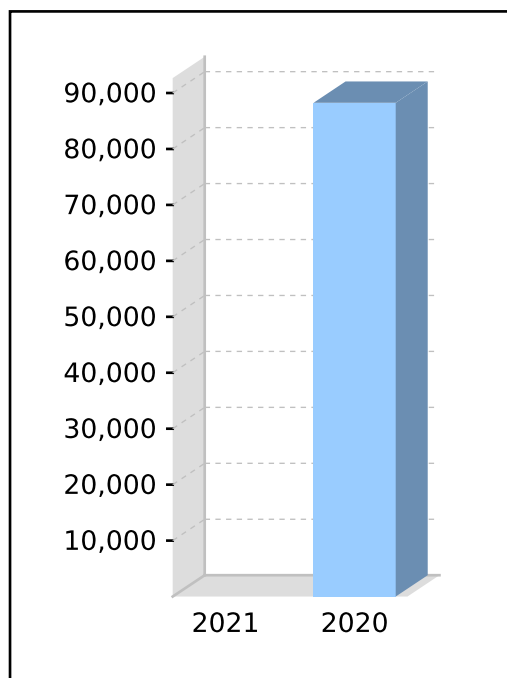
Preservation Components

Preserved
 Unrestricted Non Preserved
 Restricted Non Preserved

Tax Components

Tax Free
 Taxable

Investment Earnings Rate 0%



Your Detailed Account Summary

	This Year	Last Year
Opening balance at 01/07/2020	88,254	84,838
<u>Increases to Member account during the period</u>		
Employer Contributions		
Personal Contributions (Concessional)		
Personal Contributions (Non Concessional)		
Government Co-Contributions		
Other Contributions		
Proceeds of Insurance Policies		
Transfers In		
Net Earnings		4,283
Internal Transfer In		
<u>Decreases to Member account during the period</u>		
Pensions Paid		
Contributions Tax		
Income Tax		867
No TFN Excess Contributions Tax		
Excess Contributions Tax		
Refund Excess Contributions		
Division 293 Tax		
Insurance Policy Premiums Paid		
Management Fees		
Member Expenses		
Benefits Paid/Transfers Out		
Superannuation Surcharge Tax		
Internal Transfer Out	88,254	
Closing balance at 30/06/2021	0	88,254

Members Statement

Trustee's Disclaimer

This statement has been prepared by the Trustee for the member whose name appears at the top of this statement. Every effort has been made by the Trustee to ensure the accuracy and completeness of this Statement. The Trustee does not accept any liability for any error, omission or misprint. All amounts shown in relation to benefits do not take into account any amounts which may be withheld to satisfy the requirements imposed by the Income Tax Assessment Act 1936.

Signed by all the trustees of the fund

Desmond Dodds
Director

Christina Margaret Dodds
Director

DODDS FAMILY SUPERANNUATION FUND

Members Statement

Desmond Dodds
 91 LEOPOLD ST
 SOUTH YARRA, Victoria, 3141, Australia

Your Details

Date of Birth :	Provided	Nominated Beneficiaries	N/A
Age:	73	Vested Benefits	777,443
Tax File Number:	Provided	Total Death Benefit	777,443
Date Joined Fund:	01/07/2000		
Service Period Start Date:	01/07/2000		
Date Left Fund:			
Member Code:	DODDES00004P		
Account Start Date:	01/07/2016		
Account Phase:	Retirement Phase		
Account Description:	Account Based Pension 2		

Your Balance

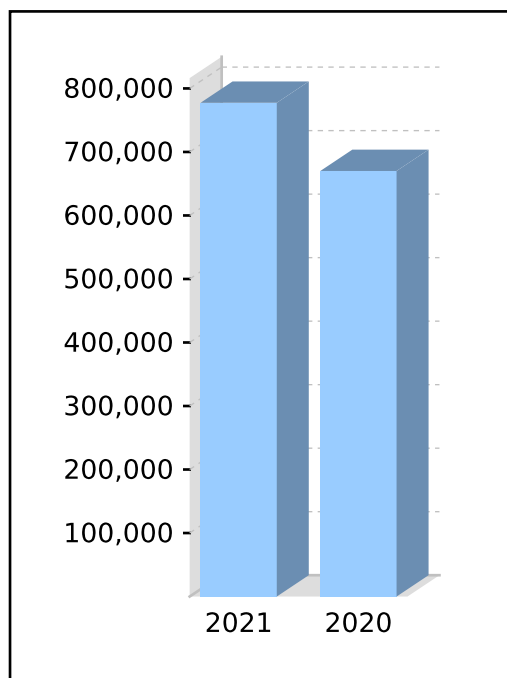
Total Benefits 777,443

Preservation Components

Preserved 593,601
 Unrestricted Non Preserved 183,842
 Restricted Non Preserved

Tax Components

Tax Free (26.76%) 208,050
 Taxable 569,393
 Investment Earnings Rate 19%



Your Detailed Account Summary

	This Year	Last Year
Opening balance at 01/07/2020	670,073	701,241
<u>Increases to Member account during the period</u>		
Employer Contributions		
Personal Contributions (Concessional)		
Personal Contributions (Non Concessional)		
Government Co-Contributions		
Other Contributions		
Proceeds of Insurance Policies		
Transfers In		
Net Earnings	124,270	33,232
Internal Transfer In		
<u>Decreases to Member account during the period</u>		
Pensions Paid	16,900	64,400
Contributions Tax		
Income Tax		
No TFN Excess Contributions Tax		
Excess Contributions Tax		
Refund Excess Contributions		
Division 293 Tax		
Insurance Policy Premiums Paid		
Management Fees		
Member Expenses		
Benefits Paid/Transfers Out		
Superannuation Surcharge Tax		
Internal Transfer Out		
Closing balance at 30/06/2021	777,443	670,073

Members Statement

Trustee's Disclaimer

This statement has been prepared by the Trustee for the member whose name appears at the top of this statement. Every effort has been made by the Trustee to ensure the accuracy and completeness of this Statement. The Trustee does not accept any liability for any error, omission or misprint. All amounts shown in relation to benefits do not take into account any amounts which may be withheld to satisfy the requirements imposed by the Income Tax Assessment Act 1936.

Signed by all the trustees of the fund

Desmond Dodds
Director

Christina Margaret Dodds
Director

DODDS FAMILY SUPERANNUATION FUND

Members Statement

Desmond Dodds
 91 LEOPOLD ST
 SOUTH YARRA, Victoria, 3141, Australia

Your Details

Date of Birth : Provided
 Age: 73
 Tax File Number: Provided
 Date Joined Fund: 01/07/2000
 Service Period Start Date: 01/07/2000
 Date Left Fund:
 Member Code: DODDES00006P
 Account Start Date: 01/07/2020
 Account Phase: Retirement Phase
 Account Description: Account Based Pension 3

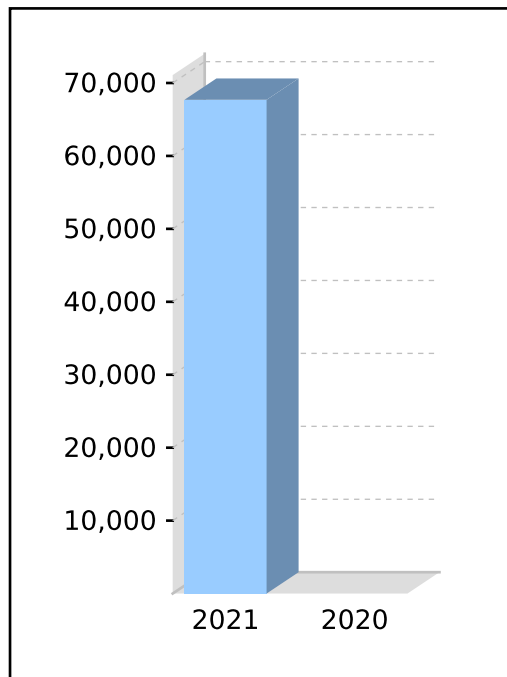
Nominated Beneficiaries N/A
 Vested Benefits 67,697
 Total Death Benefit 67,697

Your Balance

Total Benefits 67,697

Preservation Components
 Preserved
 Unrestricted Non Preserved 67,697
 Restricted Non Preserved

Tax Components
 Tax Free (0.00%)
 Taxable 67,697
 Investment Earnings Rate 19%



Your Detailed Account Summary

	This Year	Last Year
Opening balance at 01/07/2020		
<u>Increases to Member account during the period</u>		
Employer Contributions		
Personal Contributions (Concessional)		
Personal Contributions (Non Concessional)		
Government Co-Contributions		
Other Contributions		
Proceeds of Insurance Policies		
Transfers In		
Net Earnings	14,849	
Internal Transfer In	88,254	
<u>Decreases to Member account during the period</u>		
Pensions Paid	35,406	
Contributions Tax		
Income Tax		
No TFN Excess Contributions Tax		
Excess Contributions Tax		
Refund Excess Contributions		
Division 293 Tax		
Insurance Policy Premiums Paid		
Management Fees		
Member Expenses		
Benefits Paid/Transfers Out		
Superannuation Surcharge Tax		
Internal Transfer Out		
Closing balance at 30/06/2021	67,697	0

Members Statement

Trustee's Disclaimer

This statement has been prepared by the Trustee for the member whose name appears at the top of this statement. Every effort has been made by the Trustee to ensure the accuracy and completeness of this Statement. The Trustee does not accept any liability for any error, omission or misprint. All amounts shown in relation to benefits do not take into account any amounts which may be withheld to satisfy the requirements imposed by the Income Tax Assessment Act 1936.

Signed by all the trustees of the fund

Desmond Dodds
Director

Christina Margaret Dodds
Director

DODDS FAMILY SUPERANNUATION FUND

Members Statement

Christina Margaret Dodds
 91 LEOPOLD ST
 SOUTH YARRA, Victoria, 3141, Australia

Your Details

Date of Birth : Provided
 Age: 74
 Tax File Number: Provided
 Date Joined Fund: 01/07/2009
 Service Period Start Date: 01/07/2009
 Date Left Fund:
 Member Code: DODCHR00001A
 Account Start Date: 01/07/2009
 Account Phase: Accumulation Phase
 Account Description: Accumulation

Nominated Beneficiaries N/A

Vested Benefits
 Total Death Benefit

Your Balance

Total Benefits

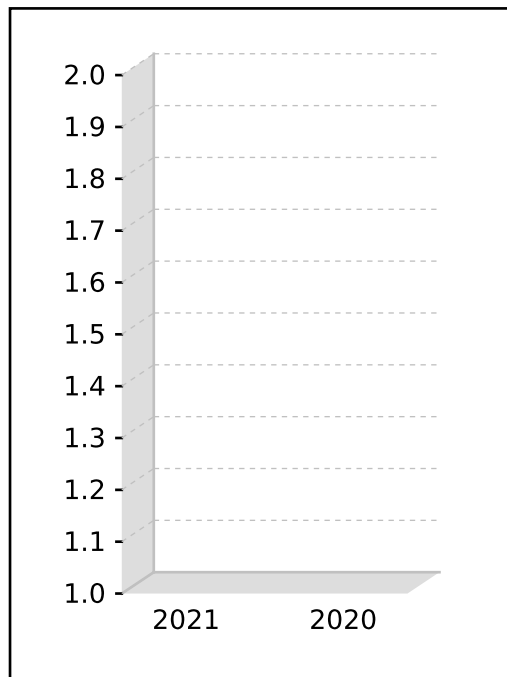
Preservation Components

Preserved
 Unrestricted Non Preserved
 Restricted Non Preserved

Tax Components

Tax Free
 Taxable

Investment Earnings Rate 0%



Your Detailed Account Summary

	This Year	Last Year
Opening balance at 01/07/2020		
<u>Increases to Member account during the period</u>		
Employer Contributions		
Personal Contributions (Concessional)		
Personal Contributions (Non Concessional)		
Government Co-Contributions		
Other Contributions		
Proceeds of Insurance Policies		
Transfers In		
Net Earnings		
Internal Transfer In		
<u>Decreases to Member account during the period</u>		
Pensions Paid		
Contributions Tax		
Income Tax		
No TFN Excess Contributions Tax		
Excess Contributions Tax		
Refund Excess Contributions		
Division 293 Tax		
Insurance Policy Premiums Paid		
Management Fees		
Member Expenses		
Benefits Paid/Transfers Out		
Superannuation Surcharge Tax		
Internal Transfer Out		
Closing balance at 30/06/2021	0	0

Members Statement

Trustee's Disclaimer

This statement has been prepared by the Trustee for the member whose name appears at the top of this statement. Every effort has been made by the Trustee to ensure the accuracy and completeness of this Statement. The Trustee does not accept any liability for any error, omission or misprint. All amounts shown in relation to benefits do not take into account any amounts which may be withheld to satisfy the requirements imposed by the Income Tax Assessment Act 1936.

Signed by all the trustees of the fund

Desmond Dodds
Director

Christina Margaret Dodds
Director

DODDS FAMILY SUPERANNUATION FUND

Members Statement

Christina Margaret Dodds
 91 LEOPOLD ST
 SOUTH YARRA, Victoria, 3141, Australia

Your Details

Date of Birth : Provided
 Age: 74
 Tax File Number: Provided
 Date Joined Fund: 01/07/2009
 Service Period Start Date: 01/07/2009
 Date Left Fund:
 Member Code: DODCHR00003P
 Account Start Date: 30/06/2016
 Account Phase: Retirement Phase
 Account Description: Account Based Pension 2

Nominated Beneficiaries N/A
 Vested Benefits 332,651
 Total Death Benefit 332,651

Your Balance

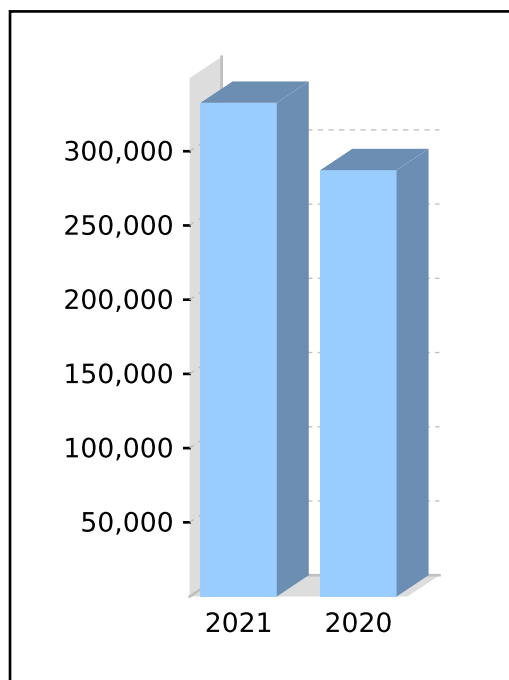
Total Benefits 332,651

Preservation Components

Preserved
 Unrestricted Non Preserved 332,651
 Restricted Non Preserved

Tax Components

Tax Free (61.98%) 206,174
 Taxable 126,477
 Investment Earnings Rate 19%



Your Detailed Account Summary

	This Year	Last Year
Opening balance at 01/07/2020	287,262	296,983
<u>Increases to Member account during the period</u>		
Employer Contributions		
Personal Contributions (Concessional)		
Personal Contributions (Non Concessional)		
Government Co-Contributions		
Other Contributions		
Proceeds of Insurance Policies		
Transfers In		
Net Earnings	53,389	14,278
Internal Transfer In		
<u>Decreases to Member account during the period</u>		
Pensions Paid	8,000	24,000
Contributions Tax		
Income Tax		
No TFN Excess Contributions Tax		
Excess Contributions Tax		
Refund Excess Contributions		
Division 293 Tax		
Insurance Policy Premiums Paid		
Management Fees		
Member Expenses		
Benefits Paid/Transfers Out		
Superannuation Surcharge Tax		
Internal Transfer Out		
Closing balance at 30/06/2021	332,651	287,261

Members Statement

Trustee's Disclaimer

This statement has been prepared by the Trustee for the member whose name appears at the top of this statement. Every effort has been made by the Trustee to ensure the accuracy and completeness of this Statement. The Trustee does not accept any liability for any error, omission or misprint. All amounts shown in relation to benefits do not take into account any amounts which may be withheld to satisfy the requirements imposed by the Income Tax Assessment Act 1936.

Signed by all the trustees of the fund

Desmond Dodds
Director

Christina Margaret Dodds
Director

DODDS FAMILY SUPERANNUATION FUND

Investment Summary Report

As at 30 June 2021

Investment	Units	Market Price	Market Value	Average Cost	Accounting Cost	Unrealised Gain/(Loss)	Gain/(Loss)%	Portfolio Weight%	
Cash/Bank Accounts									
Cash at Bank (NAB #1394)		1.800000	1.80	1.80	1.80			0.00 %	
Cash at bank (NAB #1423)		50.780000	50.78	50.78	50.78			0.00 %	
Cash at bank - ANZ		93,684.280000	93,684.28	93,684.28	93,684.28			5.94 %	
Cash at bank - AUD Cash		2,976.880000	2,976.88	2,976.88	2,976.88			0.19 %	
Cash at bank - US Dollar		18,324.350000	18,324.35	18,324.35	18,324.35			1.16 %	
			115,038.09		115,038.09		0.00 %	7.29 %	
Managed Investments (Australian)									
ETL0391AU	Evans & Partners Int'l Hedged	194,650.41	1.595900	310,642.59	1.38	267,780.69	42,861.90	16.01 %	19.69 %
JCB0002AU	JCB Active Fund - Class B	57,137.42	1.016800	58,097.33	1.05	60,027.50	(1,930.17)	(3.22) %	3.68 %
PIM4432AU	Orca Global Disruption Fund	22,830.00	3.498800	79,877.60	2.00	45,576.18	34,301.42	75.26 %	5.06 %
TCL.AX	Transurban Group	2,469.00	14.230000	35,133.87	11.70	28,888.87	6,245.00	21.62 %	2.23 %
			483,751.39		402,273.24	81,478.15	20.25 %	30.66 %	
Shares in Listed Companies (Australian)									
ASX.AX	ASX Limited	1,260.00	77.710000	97,914.60	32.98	41,551.95	56,362.65	135.64 %	6.20 %
AFI.AX	Australian Foundation Investment Company Limited	8,945.00	7.820000	69,949.90	5.09	45,499.37	24,450.53	53.74 %	4.43 %
CBA.AX	Commonwealth Bank Of Australia.	1,270.00	99.870000	126,834.90	63.87	81,114.15	45,720.75	56.37 %	8.04 %
CSL.AX	CSL Limited	550.00	285.190000	156,854.50	102.03	56,116.57	100,737.93	179.52 %	9.94 %
DJW.AX	Djerriwarrh Investments Limited	11,500.00	3.070000	35,305.00	4.14	47,640.51	(12,335.51)	(25.89) %	2.24 %
NAB.AX	National Australia Bank Limited	1,385.00	26.220000	36,314.70	16.30	22,571.79	13,742.91	60.89 %	2.30 %
WES.AX	Wesfarmers Limited	1,260.00	59.100000	74,466.00	15.77	19,870.16	54,595.84	274.76 %	4.72 %
WOW.AX	Woolworths Group Limited	1,820.00	38.130000	69,396.60	29.79	54,223.78	15,172.82	27.98 %	4.40 %
			667,036.20		368,588.28	298,447.92	80.97 %	42.27 %	
Shares in Listed Companies (Overseas)									
A.NYE	Agilent Technologies Inc.	82.00	196.608100	16,121.86	148.51	12,177.77	3,944.09	32.39 %	1.02 %

DODDS FAMILY SUPERANNUATION FUND

Investment Summary Report

As at 30 June 2021

Investment	Units	Market Price	Market Value	Average Cost	Accounting Cost	Unrealised Gain/(Loss)	Gain/(Loss)%	Portfolio Weight%	
GOOGL.ND Q	Alphabet Inc	7.00	3,247.925000	22,735.48	1,393.19	9,752.32	12,983.16	133.13 %	1.44 %
AON.NYE	Aon plc. - Ordinary Shares - Class A	47.00	317.584500	14,926.47	236.26	11,104.04	3,822.43	34.42 %	0.95 %
ADP.NDQ	Automatic Data Processing Inc.	72.00	264.192600	19,021.87	227.25	16,361.76	2,660.11	16.26 %	1.21 %
BR.NYE	Broadridge Financial Solutions, Inc.	41.00	214.857700	8,809.17	176.40	7,232.47	1,576.70	21.80 %	0.56 %
CME.NDQ	CME Group Inc - Ordinary Shares - Class A	43.00	282.894400	12,164.46	220.24	9,470.12	2,694.34	28.45 %	0.77 %
DGE.L	Diageo Plc	239.00	63.750200	15,236.30	50.66	12,108.80	3,127.50	25.83 %	0.97 %
LOW.NYE	Lowe's Cos., Inc.	74.00	258.007400	19,092.55	179.61	13,290.90	5,801.65	43.65 %	1.21 %
MSFT.NDQ	Microsoft Corporation	54.00	360.335200	19,458.10	238.19	12,862.18	6,595.92	51.28 %	1.23 %
NKE.NYE	Nike, Inc. - Ordinary Shares - Class B	88.00	205.493500	18,083.43	167.31	14,722.98	3,360.45	22.82 %	1.15 %
ROST.NDQ	Ross Stores Inc	65.00	164.937500	10,720.94	123.49	8,026.80	2,694.14	33.56 %	0.68 %
SHW.NYE	Sherwin-Williams Co.	19.00	362.396900	6,885.54	129.25	2,455.67	4,429.87	180.39 %	0.44 %
STE.NYE	STERIS plc	33.00	274.408100	9,055.47	268.79	8,870.12	185.35	2.09 %	0.57 %
V.NYE	Visa Inc	50.00	311.013600	15,550.68	173.16	8,658.19	6,892.49	79.61 %	0.99 %
			207,862.32			147,094.12	60,768.20	41.31 %	13.17 %
Units in Listed Unit Trusts (Australian)									
NBI.AX	Nb Global Corporate Income Trust	56,700.00	1.840000	104,328.00	2.05	116,145.17	(11,817.17)	(10.17) %	6.61 %
				104,328.00		116,145.17	(11,817.17)	(10.17) %	6.61 %
			1,578,016.00			1,149,138.90	428,877.10	37.32 %	100.00 %

DODDS FAMILY SUPERANNUATION FUND

Investment Performance

As at 30 June 2021

Investment	Opening Value	Purchases / Additions	Sales / Reductions	Closing Value	Realised Market Gain	Unrealised Market Gain	Net Income	Income and Market Gain	Return %
Bank Accounts									
Cash at Bank (NAB #1394)	16.10	0.00	0.00	1.80	0.00	0.00	0.00	0.00	0.00 %
Cash at bank (NAB #1423)	60,462.31	0.00	0.00	50.78	0.00	0.00	10.47	10.47	0.02 %
Cash at bank - ANZ	33,065.55	0.00	0.00	93,684.28	0.00	0.00	319.36	319.36	0.97 %
Cash at bank - AUD Cash	5,861.71	0.00	0.00	2,976.88	0.00	0.00	10.83	10.83	0.18 %
Cash at bank - US Dollar	17,882.77	0.00	0.00	18,324.35	0.00	0.00	0.00	0.00	0.00 %
	117,288.44	0.00	0.00	115,038.09	0.00	0.00	340.66	340.66	0.29 %
Managed Investments (Australian)									
ETL0391AU Evans & Partners Int'l Hedged	283,274.74	0.00	0.00	310,642.59	0.00	27,367.85	76,525.70	103,893.55	36.68 %
JCB0002AU JCB Active Fund - Class B	60,164.29	60,027.50	58,055.00	58,097.33	(6,397.26)	(4,039.46)	931.23	(9,505.49)	(15.30) %
PIM4432AU Orca Global Disruption Fund	59,586.30	0.00	0.00	79,877.60	0.00	20,291.30	5,022.60	25,313.90	42.48 %
TCL.AX Transurban Group	34,886.97	0.00	0.00	35,133.87	0.00	246.90	878.94	1,125.84	3.23 %
	437,912.30	60,027.50	58,055.00	483,751.39	(6,397.26)	43,866.59	83,358.47	120,827.80	27.47 %
Shares in Listed Companies (Australian)									
ASX.AX ASX Limited	133,192.80	0.00	11,097.06	97,914.60	8,828.68	(24,181.14)	5,234.91	(10,117.55)	(8.29) %
AFI.AX Australian Foundation Investment Company Limited	54,475.05	0.00	0.00	69,949.90	0.00	15,474.85	3,066.86	18,541.71	34.04 %
CBA.AX Commonwealth Bank Of Australia.	88,163.40	0.00	0.00	126,834.90	0.00	38,671.50	4,499.43	43,170.93	48.97 %
CSL.AX CSL Limited	157,850.00	0.00	0.00	156,854.50	0.00	(995.50)	1,550.26	554.76	0.35 %
DJW.AX Djerriwarrh Investments Limited	29,325.00	0.00	0.00	35,305.00	0.00	5,980.00	1,725.00	7,705.00	26.27 %
NAB.AX National Australia Bank Limited	25,234.70	0.00	0.00	36,314.70	0.00	11,080.00	1,187.14	12,267.14	48.61 %
WES.AX Wesfarmers Limited	74,686.78	0.00	12,941.99	74,466.00	7,105.45	12,721.21	4,355.40	24,182.06	39.16 %
WBC.AX Westpac Banking Corporation	1,795.00	0.00	931.51	0.00	920.99	(863.49)	0.00	57.50	6.66 %
WPL.AX Woodside Petroleum Ltd	43,083.50	0.00	73,491.75	0.00	(30,563.34)	30,408.25	1,465.32	1,310.23	(4.31) %

DODDS FAMILY SUPERANNUATION FUND

Investment Performance

As at 30 June 2021

Investment	Opening Value	Purchases / Additions	Sales / Reductions	Closing Value	Realised Market Gain	Unrealised Market Gain	Net Income	Income and Market Gain	Return %
WOW.AX Woolworths Group Limited	67,849.60	0.00	0.00	69,396.60	0.00	1,547.00	2,626.00	4,173.00	6.15 %
	675,655.83	0.00	98,462.31	667,036.20	(13,708.22)	89,842.68	25,710.32	101,844.78	17.64 %
Shares in Listed Companies (Overseas)									
ACN.NYE Accenture plc	14,704.71	0.00	9,693.58	0.00	5,686.27	(5,011.13)	53.92	729.06	14.55 %
ADS.ETR Adidas AG	6,844.22	0.00	6,346.03	0.00	769.41	(498.19)	0.00	271.22	54.44 %
A.NYE Agilent Technologies Inc.	0.00	12,177.77	0.00	16,121.86	0.00	3,944.09	28.96	3,973.05	32.63 %
GOOGL. Alphabet Inc	16,529.80	0.00	1,497.59	22,735.48	1,197.76	7,703.27	0.00	8,901.03	59.21 %
AON.NYE Aon plc. - Ordinary Shares - Class A	13,751.13	4,833.12	5,083.59	14,926.47	777.41	1,425.81	117.01	2,320.23	17.19 %
ADP.NDQ Automatic Data Processing Inc.	15,620.10	1,764.54	2,149.47	19,021.87	(131.42)	3,786.70	314.21	3,969.49	26.05 %
BR.NYE Broadridge Financial Solutions, Inc.	15,445.08	0.00	7,670.12	8,809.17	849.84	1,034.21	204.34	2,088.39	26.86 %
CDW.NDQ CDW Corporation	6,263.53	932.72	4,392.99	0.00	3,537.20	(2,803.26)	16.69	750.63	26.78 %
CME.NDQ CME Group Inc - Ordinary Shares - Class A	0.00	13,839.63	4,369.51	12,164.46	943.26	2,694.34	319.10	3,956.70	41.78 %
DGE.L Diageo Plc	0.00	12,108.80	0.00	15,236.30	0.00	3,127.50	64.52	3,192.02	26.36 %
EFX.NYE Equifax, Inc.	15,778.00	2,575.09	14,521.59	0.00	5,430.90	(3,831.50)	92.64	1,692.04	44.16 %
OR L'Oreal	0.00	0.00	0.00	0.00	0.00	0.00	12.54	12.54	0.00 %
LOW.NYE Lowe's Cos., Inc.	8,072.15	7,117.77	0.00	19,092.55	0.00	3,902.63	167.45	4,070.08	26.79 %
MSFT.NDQ Microsoft Corporation	16,012.73	0.00	0.00	19,458.10	0.00	3,445.37	133.66	3,579.03	22.35 %
NESN Nestle N	0.00	0.00	0.00	0.00	0.00	0.00	107.44	107.44	0.00 %
NKE.NYE Nike, Inc. - Ordinary Shares - Class B	0.00	14,722.98	0.00	18,083.43	0.00	3,360.45	0.00	3,360.45	22.82 %
ROST.NDQ Ross Stores Inc	5,216.49	4,384.10	1,518.80	10,720.94	285.72	2,639.15	23.70	2,948.57	36.48 %
SHW.NYE Sherwin-Williams Co.	6,735.83	0.00	4,098.82	6,885.54	(2,356.94)	4,248.53	50.93	1,942.52	73.66 %
sika.swx Sika AG	5,575.56	0.00	4,208.50	0.00	2,313.28	(1,367.06)	40.22	986.44	72.16 %
STE.NYE STERIS plc	0.00	8,870.12	0.00	9,055.47	0.00	185.35	12.78	198.13	2.23 %
V.NYE Visa Inc	14,354.76	1,440.48	1,213.83	15,550.68	518.79	969.27	76.40	1,564.46	10.73 %
	160,904.09	84,767.12	66,764.42	207,862.32	19,821.48	28,955.53	1,836.51	50,613.52	28.29 %
Units in Listed Unit Trusts (Australian)									

DODDS FAMILY SUPERANNUATION FUND
Investment Performance

As at 30 June 2021

Investment		Opening Value	Purchases / Additions	Sales / Reductions	Closing Value	Realised Market Gain	Unrealised Market Gain	Net Income	Income and Market Gain	Return %
NBI.AX	Nb Global Corporate Income Trust	93,555.00	0.00	0.00	104,328.00	0.00	10,773.00	5,467.97	16,240.97	17.36 %
		93,555.00	0.00	0.00	104,328.00	0.00	10,773.00	5,467.97	16,240.97	17.36 %
		1,485,315.66	144,794.62	223,281.73	1,578,016.00	(284.01)	173,437.80	116,713.93	289,867.72	20.60 %

DODDS FAMILY SUPERANNUATION FUND

Realised Capital Gains Report

For The Period 01 July 2020 - 30 June 2021

Investment		Accounting Treatment				Tax Treatment						
Purchase Contract Date	Disposal Contract Date	Units	Cost	Proceeds	Accounting Profit/(Loss)	Adjusted Cost Base	Reduced Cost Base	Indexed Cost Base	Indexed Gains	Discounted Gains (Gross)	Other Gains	Capital Loss
Managed Investments (Australian)												
Evans & Partners Int'l Hedged												
		0.00	0.00	0.00	0.00	0.00	0.00	0.00	0.00	14,350.07	17,823.04	0.00
		0.00	0.00	0.00	0.00	0.00	0.00	0.00	0.00	14,350.07	17,823.04	0.00
JCB0002AU - JCB Active Fund - Class B												
25/03/2019	06/07/2020	23,401.67	25,027.50	22,159.28	(2,868.22)	25,027.50	25,027.50	0.00	0.00	0.00	0.00	(2,868.22)
08/03/2019	06/07/2020	31,076.45	32,903.18	29,426.60	(3,476.57)	32,903.18	32,903.18	0.00	0.00	0.00	0.00	(3,476.57)
08/03/2019	01/09/2020	117.42	124.32	71.86	(52.46)	124.32	124.32	0.00	0.00	0.00	0.00	(52.46)
		54,595.54	58,055.00	51,657.74	(6,397.25)	58,055.00	58,055.00	0.00	0.00	0.00	0.00	(6,397.25)
Orca Global Disruption Fund												
		0.00	0.00	0.00	0.00	0.00	0.00	0.00	0.00	8,322.00	861.27	0.00
		0.00	0.00	0.00	0.00	0.00	0.00	0.00	0.00	8,322.00	861.27	0.00
		54,595.54	58,055.00	51,657.74	(6,397.25)	58,055.00	58,055.00	0.00	0.00	22,672.07	18,684.31	(6,397.25)
Shares in Listed Companies (Australian)												
ASX.AX - ASX Limited												
30/06/2015	08/03/2021	300.00	11,097.06	19,925.74	8,828.68	11,097.06	11,097.06	0.00	0.00	8,828.68	0.00	0.00
		300.00	11,097.06	19,925.74	8,828.68	11,097.06	11,097.06	0.00	0.00	8,828.68	0.00	0.00
WBC.AX - Westpac Banking Corporation												
30/06/2015	22/10/2020	46.00	931.51	852.15	(79.36)	931.51	931.51	0.00	0.00	0.00	0.00	(79.36)
01/07/2014	22/10/2020	54.00	0.00	1,000.35	1,000.35	0.00	0.00	0.00	0.00	1,000.35	0.00	0.00
		100.00	931.51	1,852.50	920.99	931.51	931.51	0.00	0.00	1,000.35	0.00	(79.36)

DODDS FAMILY SUPERANNUATION FUND

Realised Capital Gains Report

For The Period 01 July 2020 - 30 June 2021

Investment		Accounting Treatment				Tax Treatment						
Purchase Contract Date	Disposal Contract Date	Units	Cost	Proceeds	Accounting Profit/(Loss)	Adjusted Cost Base	Reduced Cost Base	Indexed Cost Base	Indexed Gains	Discounted Gains (Gross)	Other Gains	Capital Loss
Shares in Listed Companies (Australian)												
WES.AX - Wesfarmers Limited												
17/12/2018	08/03/2021	406.00	12,941.99	20,047.44	7,105.45	12,941.99	12,941.99	0.00	0.00	7,105.45	0.00	0.00
		406.00	12,941.99	20,047.44	7,105.45	12,941.99	12,941.99	0.00	0.00	7,105.45	0.00	0.00
WPL.AX - Woodside Petroleum Ltd												
30/06/2015	02/06/2021	600.00	25,677.36	12,943.24	(12,734.12)	25,677.36	25,677.36	0.00	0.00	0.00	0.00	(12,734.12)
01/03/2011	02/06/2021	950.00	32,867.77	20,493.46	(12,374.31)	32,867.77	32,867.77	0.00	0.00	0.00	0.00	(12,374.31)
30/06/2015	02/06/2021	440.00	14,946.62	9,491.71	(5,454.91)	14,946.62	14,946.62	0.00	0.00	0.00	0.00	(5,454.91)
		1,990.00	73,491.75	42,928.41	(30,563.34)	73,491.75	73,491.75	0.00	0.00	0.00	0.00	(30,563.34)
		2,796.00	98,462.31	84,754.09	(13,708.22)	98,462.31	98,462.31	0.00	0.00	16,934.48	0.00	(30,642.70)
Shares in Listed Companies (Overseas)												
ACN.NYE - Accenture plc												
31/12/2018	27/08/2020	3.00	585.59	992.41	406.81	585.59	585.59	0.00	0.00	406.81	0.00	0.00
23/10/2015	27/08/2020	16.00	2,274.00	5,292.83	3,018.83	2,274.00	2,274.00	0.00	0.00	3,018.83	0.00	0.00
25/03/2020	27/08/2020	6.00	1,464.42	1,984.81	520.39	1,464.42	1,464.42	0.00	0.00	0.00	520.39	0.00
25/03/2020	14/09/2020	22.00	5,369.56	7,109.80	1,740.24	5,369.56	5,369.56	0.00	0.00	0.00	1,740.24	0.00
		47.00	9,693.57	15,379.85	5,686.27	9,693.57	9,693.57	0.00	0.00	3,425.64	2,260.63	0.00
ADP.NDQ - Automatic Data Processing Inc.												
22/10/2019	02/11/2020	9.00	2,149.47	2,018.05	(131.42)	2,149.47	2,149.47	0.00	0.00	0.00	0.00	(131.42)
		9.00	2,149.47	2,018.05	(131.42)	2,149.47	2,149.47	0.00	0.00	0.00	0.00	(131.42)
ADS.ETR1 - Adidas AG												
18/11/2019	06/07/2020	6.00	2,583.98	2,371.81	(212.17)	2,583.98	2,583.98	0.00	0.00	0.00	0.00	(212.17)

DODDS FAMILY SUPERANNUATION FUND

Realised Capital Gains Report

For The Period 01 July 2020 - 30 June 2021

Investment		Accounting Treatment				Tax Treatment						
Purchase Contract Date	Disposal Contract Date	Units	Cost	Proceeds	Accounting Profit/(Loss)	Adjusted Cost Base	Reduced Cost Base	Indexed Cost Base	Indexed Gains	Discounted Gains (Gross)	Other Gains	Capital Loss
Shares in Listed Companies (Overseas)												
16/10/2018	06/07/2020	3.00	945.21	1,185.91	240.70	945.21	945.21	0.00	0.00	240.70	0.00	0.00
15/10/2018	06/07/2020	9.00	2,816.84	3,557.72	740.88	2,816.84	2,816.84	0.00	0.00	740.88	0.00	0.00
		18.00	6,346.03	7,115.44	769.41	6,346.03	6,346.03	0.00	0.00	981.58	0.00	(212.17)
AON.NYE2 - Aon plc. - Ordinary Shares - Class A												
07/05/2019	28/09/2020	6.00	1,525.08	1,690.11	165.03	1,525.08	1,525.08	0.00	0.00	165.03	0.00	0.00
07/05/2019	02/03/2021	8.00	2,033.43	2,349.75	316.32	2,033.43	2,033.43	0.00	0.00	316.32	0.00	0.00
07/05/2019	10/03/2021	6.00	1,525.08	1,821.13	296.05	1,525.08	1,525.08	0.00	0.00	296.05	0.00	0.00
		20.00	5,083.59	5,860.99	777.40	5,083.59	5,083.59	0.00	0.00	777.40	0.00	0.00
BR.NYE - Broadridge Financial Solutions, Inc.												
12/12/2019	16/12/2020	3.00	535.42	584.80	49.37	535.42	535.42	0.00	0.00	49.37	0.00	0.00
11/12/2019	16/12/2020	10.00	1,783.40	1,949.32	165.93	1,783.40	1,783.40	0.00	0.00	165.93	0.00	0.00
07/02/2020	10/03/2021	10.00	1,783.77	1,870.41	86.64	1,783.77	1,783.77	0.00	0.00	86.64	0.00	0.00
07/02/2020	19/04/2021	5.00	891.88	1,006.00	114.12	891.88	891.88	0.00	0.00	114.12	0.00	0.00
07/02/2020	23/04/2021	15.00	2,675.65	3,109.43	433.78	2,675.65	2,675.65	0.00	0.00	433.78	0.00	0.00
		43.00	7,670.12	8,519.96	849.84	7,670.12	7,670.12	0.00	0.00	849.84	0.00	0.00
CDW.NDQ - CDW Corporation												
23/01/2017	29/10/2020	3.00	210.44	527.09	316.65	210.44	210.44	0.00	0.00	316.65	0.00	0.00
20/01/2017	29/10/2020	6.00	417.32	1,054.17	636.85	417.32	417.32	0.00	0.00	636.85	0.00	0.00
20/01/2017	02/11/2020	8.00	556.43	1,372.52	816.09	556.43	556.43	0.00	0.00	816.09	0.00	0.00
20/01/2017	13/11/2020	1.00	69.55	191.40	121.85	69.55	69.55	0.00	0.00	121.85	0.00	0.00
24/01/2017	13/11/2020	9.00	622.74	1,722.60	1,099.86	622.74	622.74	0.00	0.00	1,099.86	0.00	0.00
13/03/2020	13/11/2020	10.00	1,583.78	1,914.00	330.22	1,583.78	1,583.78	0.00	0.00	0.00	330.22	0.00

DODDS FAMILY SUPERANNUATION FUND

Realised Capital Gains Report

For The Period 01 July 2020 - 30 June 2021

Investment		Accounting Treatment				Tax Treatment						
Purchase Contract Date	Disposal Contract Date	Units	Cost	Proceeds	Accounting Profit/(Loss)	Adjusted Cost Base	Reduced Cost Base	Indexed Cost Base	Indexed Gains	Discounted Gains (Gross)	Other Gains	Capital Loss
Shares in Listed Companies (Overseas)												
27/08/2020	13/11/2020	6.00	932.72	1,148.40	215.68	932.72	932.72	0.00	0.00	0.00	215.68	0.00
		43.00	4,392.98	7,930.18	3,537.20	4,392.98	4,392.98	0.00	0.00	2,991.30	545.90	0.00
CME.NDQ - CME Group Inc - Ordinary Shares - Class A												
28/09/2020	10/03/2021	7.00	1,623.85	1,957.34	333.49	1,623.85	1,623.85	0.00	0.00	0.00	333.49	0.00
13/11/2020	10/03/2021	11.00	2,518.59	3,075.81	557.22	2,518.59	2,518.59	0.00	0.00	0.00	557.22	0.00
14/09/2020	10/03/2021	1.00	227.07	279.62	52.55	227.07	227.07	0.00	0.00	0.00	52.55	0.00
		19.00	4,369.51	5,312.77	943.26	4,369.51	4,369.51	0.00	0.00	0.00	943.26	0.00
EFX.NYE - Equifax, Inc.												
18/11/2019	16/12/2020	6.00	1,210.47	1,509.04	298.57	1,210.47	1,210.47	0.00	0.00	298.57	0.00	0.00
18/11/2019	09/04/2021	9.00	1,815.71	2,148.79	333.08	1,815.71	1,815.71	0.00	0.00	333.08	0.00	0.00
04/11/2019	09/04/2021	8.00	1,573.72	1,910.04	336.32	1,573.72	1,573.72	0.00	0.00	336.32	0.00	0.00
04/11/2019	16/04/2021	17.00	3,344.15	4,091.51	747.36	3,344.15	3,344.15	0.00	0.00	747.36	0.00	0.00
04/11/2019	27/04/2021	15.00	2,950.72	4,411.33	1,460.61	2,950.72	2,950.72	0.00	0.00	1,460.61	0.00	0.00
31/12/2018	27/04/2021	8.00	1,051.73	2,352.71	1,300.98	1,051.73	1,051.73	0.00	0.00	1,300.98	0.00	0.00
27/08/2020	27/04/2021	4.00	891.22	1,176.36	285.14	891.22	891.22	0.00	0.00	0.00	285.14	0.00
29/10/2020	27/04/2021	8.00	1,683.87	2,352.71	668.84	1,683.87	1,683.87	0.00	0.00	0.00	668.84	0.00
		75.00	14,521.59	19,952.49	5,430.90	14,521.59	14,521.59	0.00	0.00	4,476.92	953.98	0.00
GOOGL.NDQ - Alphabet Inc												
07/06/2019	08/02/2021	1.00	1,497.59	2,695.35	1,197.76	1,497.59	1,497.59	0.00	0.00	1,197.76	0.00	0.00
		1.00	1,497.59	2,695.35	1,197.76	1,497.59	1,497.59	0.00	0.00	1,197.76	0.00	0.00
ROST.NDQ - Ross Stores Inc												

DODDS FAMILY SUPERANNUATION FUND
Realised Capital Gains Report

For The Period 01 July 2020 - 30 June 2021

Investment		Accounting Treatment				Tax Treatment						
Purchase Contract Date	Disposal Contract Date	Units	Cost	Proceeds	Accounting Profit/(Loss)	Adjusted Cost Base	Reduced Cost Base	Indexed Cost Base	Indexed Gains	Discounted Gains (Gross)	Other Gains	Capital Loss
Shares in Listed Companies (Overseas)												
07/05/2019	23/04/2021	11.00	1,518.80	1,804.52	285.72	1,518.80	1,518.80	0.00	0.00	285.72	0.00	0.00
		11.00	1,518.80	1,804.52	285.72	1,518.80	1,518.80	0.00	0.00	285.72	0.00	0.00
SHW.NYE - Sherwin-Williams Co.												
12/03/2020	23/04/2021	4.00	3,280.26	1,393.50	(1,886.76)	3,280.26	3,280.26	0.00	0.00	0.00	0.00	(1,886.76)
04/03/2020	23/04/2021	1.00	818.56	348.38	(470.18)	818.56	818.56	0.00	0.00	0.00	0.00	(470.18)
		5.00	4,098.82	1,741.88	(2,356.94)	4,098.82	4,098.82	0.00	0.00	0.00	0.00	(2,356.94)
V.NYE - Visa Inc												
20/02/2019	10/03/2021	6.00	1,213.83	1,732.62	518.79	1,213.83	1,213.83	0.00	0.00	518.79	0.00	0.00
		6.00	1,213.83	1,732.62	518.79	1,213.83	1,213.83	0.00	0.00	518.79	0.00	0.00
sika.swx2 - Sika AG												
14/08/2019	14/09/2020	20.00	4,208.50	6,521.78	2,313.28	4,208.50	4,208.50	0.00	0.00	2,313.28	0.00	0.00
		20.00	4,208.50	6,521.78	2,313.28	4,208.50	4,208.50	0.00	0.00	2,313.28	0.00	0.00
		317.00	66,764.40	86,585.88	19,821.47	66,764.40	66,764.40	0.00	0.00	17,818.23	4,703.77	(2,700.53)
		57,708.54	223,281.71	222,997.71	(284.00)	223,281.71	223,281.71	0.00	0.00	57,424.78	23,388.08	(39,740.48)

DODDS FAMILY SUPERANNUATION FUND
Unrealised Capital Gains Report

As at 30 June 2021

Investment	Units	Cost	Tax Deferred /Depreciation	CGT Cost Base	Market Value	Projected Profit /Loss	Taxable Profit Indexation	Taxable Profit Discounted	Taxable Profit Notional
Managed Investments (Australian)									
ETL0391AU - Evans & Partners Int'l Hedged	194,650.41	267,780.69	0.00	267,780.69	310,642.5893	42,861.90	0.00	29,330.59	0.00
JCB0002AU - JCB Active Fund - Class B	57,137.42	60,027.50	0.00	60,027.50	58,097.3287	(1,930.17)	0.00	0.00	0.00
PIM4432AUs - Orca Global Disruption Fund	22,830.00	45,576.18	(8,599.06)	54,175.24	79,877.6040	25,702.36	0.00	17,134.91	0.00
TCL.AX7 - Transurban Group	2,469.00	28,888.87	1,655.50	27,233.37	35,133.8700	7,900.50	0.00	5,267.00	0.00
		402,273.24	(6,943.56)	409,216.80	483,751.3920	74,534.59	0.00	51,732.50	0.00
Shares in Listed Companies (Australian)									
AFI.AX - Australian Foundation Investment Company Limited	8,945.00	45,499.37	0.00	45,499.37	69,949.9000	24,450.53	0.00	16,300.35	0.00
ASX.AX - ASX Limited	1,260.00	41,551.95	0.00	41,551.95	97,914.6000	56,362.65	0.00	37,575.10	0.00
CBA.AX - Commonwealth Bank Of Australia.	1,270.00	81,114.15	0.00	81,114.15	126,834.9000	45,720.75	0.00	30,480.50	0.00
CSL.AX - CSL Limited	550.00	56,116.57	0.00	56,116.57	156,854.5000	100,737.93	0.00	67,158.62	0.00
DJW.AX - Djerriwarrh Investments Limited	11,500.00	47,640.51	0.00	47,640.51	35,305.0000	(12,335.51)	0.00	0.00	0.00
NAB.AX - National Australia Bank Limited	1,385.00	22,571.79	0.00	22,571.79	36,314.7000	13,742.91	0.00	9,161.94	0.00
WES.AX - Wesfarmers Limited	1,260.00	19,870.16	0.00	19,870.16	74,466.0000	54,595.84	0.00	36,397.22	0.00
WOW.AX - Woolworths Group Limited	1,820.00	54,223.78	0.00	54,223.78	69,396.6000	15,172.82	0.00	10,115.21	0.00
		368,588.28	0.00	368,588.28	667,036.2000	298,447.92	0.00	207,188.95	0.00
Shares in Listed Companies (Overseas)									
A.NYE - Agilent Technologies Inc.	82.00	12,177.77	0.00	12,177.77	16,121.8642	3,944.09	0.00	0.00	0.00
ADP.NDQ - Automatic Data Processing Inc.	72.00	16,361.76	0.00	16,361.76	19,021.8672	2,660.11	0.00	1,364.61	0.00
AON.NYE2 - Aon plc. - Ordinary Shares - Class A	47.00	11,104.04	0.00	11,104.04	14,926.4715	3,822.43	0.00	1,959.35	0.00
BR.NYE - Broadridge Financial Solutions, Inc.	41.00	7,232.47	0.00	7,232.47	8,809.1657	1,576.70	0.00	1,051.13	0.00

DODDS FAMILY SUPERANNUATION FUND

Unrealised Capital Gains Report

As at 30 June 2021

Investment	Units	Cost	Tax Deferred /Depreciation	CGT Cost Base	Market Value	Projected Profit / (Loss)	Taxable Profit Indexation	Taxable Profit Discounted	Taxable Profit Notional
Shares in Listed Companies (Overseas)									
CME.NDQ - CME Group Inc - Ordinary Shares - Class A	43.00	9,470.12	0.00	9,470.12	12,164.4592	2,694.34	0.00	0.00	0.00
DGE.L - Diageo Plc	239.00	12,108.80	0.00	12,108.80	15,236.2978	3,127.50	0.00	0.00	0.00
GOOGL.NDQ - Alphabet Inc	7.00	9,752.32	0.00	9,752.32	22,735.4750	12,983.16	0.00	8,655.44	0.00
LOW.NYE - Lowe`s Cos., Inc.	74.00	13,290.90	0.00	13,290.90	19,092.5476	5,801.65	0.00	2,936.78	0.00
MSFT.NDQ2 - Microsoft Corporation	54.00	12,862.18	0.00	12,862.18	19,458.1008	6,595.92	0.00	4,397.28	0.00
NKE.NYE1 - Nike, Inc. - Ordinary Shares - Class B	88.00	14,722.98	0.00	14,722.98	18,083.4280	3,360.45	0.00	0.00	0.00
ROST.NDQ - Ross Stores Inc	65.00	8,026.80	0.00	8,026.80	10,720.9375	2,694.14	0.00	980.25	0.00
SHW.NYE - Sherwin-Williams Co.	19.00	2,455.67	0.00	2,455.67	6,885.5411	4,429.87	0.00	2,953.25	0.00
STE.NYE - STERIS plc	33.00	8,870.12	0.00	8,870.12	9,055.4673	185.35	0.00	0.00	0.00
V.NYE - Visa Inc	50.00	8,658.19	0.00	8,658.19	15,550.6800	6,892.49	0.00	4,518.60	0.00
		147,094.12	0.00	147,094.12	207,862.3029	60,768.18	0.00	28,816.68	0.00
Units in Listed Unit Trusts (Australian)									
NBI.AX - Nb Global Corporate Income Trust	56,700.00	116,145.17	0.00	116,145.17	104,328.0000	(11,817.17)	0.00	0.00	0.00
		116,145.17	0.00	116,145.17	104,328.0000	(11,817.17)	0.00	0.00	0.00
		1,034,100.81	(6,943.56)	1,041,044.37	1,462,977.8949	421,933.52	0.00	287,738.12	0.00

DODDS FAMILY SUPERANNUATION FUND

Pension Summary

As at 30 June 2021

Member Name : Dodds, Desmond

Member Age : 72* (Date of Birth : Provided)

Member Code	Pension Type	Pension Start Date	Tax Free	Min / PF	Minimum	Maximum	Gross Pension Payments	PAYG	Net Pension Payment	Amount to reach Minimum
DODDES 00002P	Account Based Pension	01/07/2000	0.00%	2.50%	\$12,040.00*	N/A	\$67,000.00	\$0.00	\$67,000.00	NIL

*COVID-19 50% reduction has been applied to the minimum pension amount.

DODDES 00004P	Account Based Pension	01/07/2016	26.76%	2.50%	\$16,750.00*	N/A	\$16,900.00	\$0.00	\$16,900.00	NIL
---------------	-----------------------	------------	--------	-------	--------------	-----	-------------	--------	-------------	-----

*COVID-19 50% reduction has been applied to the minimum pension amount.

DODDES 00006P	Account Based Pension	01/07/2020	0.00%	2.50%	\$2,210.00*	N/A	\$35,405.97	\$0.00	\$35,405.97	NIL
---------------	-----------------------	------------	-------	-------	-------------	-----	-------------	--------	-------------	-----

*COVID-19 50% reduction has been applied to the minimum pension amount.

					\$31,000.00	\$0.00	\$119,305.97	\$0.00	\$119,305.97	\$0.00
--	--	--	--	--	-------------	--------	--------------	--------	--------------	--------

Member Name : Dodds, Christina

Member Age : 73* (Date of Birth : Provided)

Member Code	Pension Type	Pension Start Date	Tax Free	Min / PF	Minimum	Maximum	Gross Pension Payments	PAYG	Net Pension Payment	Amount to reach Minimum
DODCHR 00003P	Account Based Pension	30/06/2016	61.98%	2.50%	\$7,180.00*	N/A	\$8,000.00	\$0.00	\$8,000.00	NIL

*COVID-19 50% reduction has been applied to the minimum pension amount.

					\$7,180.00	\$0.00	\$8,000.00	\$0.00	\$8,000.00	\$0.00
--	--	--	--	--	------------	--------	------------	--------	------------	--------

Total :

					\$38,180.00	\$0.00	\$127,305.97	\$0.00	\$127,305.97	\$0.00
--	--	--	--	--	-------------	--------	--------------	--------	--------------	--------

DODDS FAMILY SUPERANNUATION FUND

Pension Summary

As at 30 June 2021

*Age as at 01/07/2020 or pension start date for new pensions.

Memorandum of Resolutions of the Director(s) of

Cantley Park Nominees Pty Ltd ACN: 005322645

ATF DODDS FAMILY SUPERANNUATION FUND

FINANCIAL STATEMENTS OF SUPERANNUATION FUND:

It was resolved that the financial statements would be prepared as special purpose financial statements as, in the opinion of the trustee(s), the superannuation fund is a non-reporting entity and therefore is not required to comply with all Australian Accounting Standards.

The Chair tabled the financial statements and notes to the financial statements of the superannuation fund in respect of the year ended 30 June 2021 and it was resolved that such statements be and are hereby adopted as tabled.

TRUSTEE'S DECLARATION:

It was resolved that the trustee's declaration of the superannuation fund be signed.

ANNUAL RETURN:

Being satisfied that the fund had complied with the requirements of the Superannuation Industry (Supervision) Act 1993 (SISA) and Regulations during the year ended 30 June 2021, it was resolved that the annual return be approved, signed and lodged with the Australian Taxation Office.

TRUST DEED:

The Chair tabled advice received from the fund's legal adviser confirming that the fund's trust deed is consistent with all relevant superannuation and trust law.

INVESTMENT STRATEGY:

The allocation of the fund's assets and the fund's investment performance over the financial year were reviewed and found to be within the acceptable ranges outlined in the investment strategy. After considering the risk, rate of return and liquidity of the investments and the ability of the fund to discharge its existing liabilities, it was resolved that the investment strategy continues to reflect the purposes and circumstances of the fund and its members. Accordingly, no changes in the investment strategy were required.

INSURANCE COVER:

The trustee(s) reviewed the current life and total and permanent disability insurance coverage on offer to the members and resolved that the current insurance arrangements were appropriate for the fund.

ALLOCATION OF INCOME:

It was resolved that the income of the fund would be allocated to the members based on their average daily balance (an alternative allocation basis may be percentage of opening balance).

INVESTMENT ACQUISITIONS:

It was resolved to ratify the investment acquisitions throughout the financial year ended 30 June 2021.

INVESTMENT DISPOSALS:

It was resolved to ratify the investment disposals throughout the financial year ended 30 June 2021.

AUDITORS

It was resolved that

Tony Boys

of

PO BOX 3376, RUNDLE MALL, South Australia 5000

act as auditors of the Fund for the next financial year.

TAX AGENTS

It was resolved that

Paul Money Partners

act as tax agents of the Fund for the next financial year.

TRUSTEE STATUS:

Each of the trustee(s) confirmed that they are qualified to act as trustee(s) of the

Memorandum of Resolutions of the Director(s) of

Cantley Park Nominees Pty Ltd ACN: 005322645

ATF DODDS FAMILY SUPERANNUATION FUND

fund and that they are not disqualified persons as defined by s 120 of the SISA.

CONTRIBUTIONS RECEIVED:

It was resolved that the contributions during the year be allocated to members on the basis of the schedule provided by the principal Fund employer.

ACCEPTANCE OF ROLLOVERS

The trustee has ensured that any rollover made to the Fund, meets the requirements of the Fund's deed and does not breach the superannuation laws in relation to:

1. making rollover between Funds; and,
2. breaching the Fund or the member investment strategy.

The trustee has reviewed the rollover and received advice that the rollover is in accordance with the Trust Deed and the rules of the Fund and the superannuation laws. As such the trustee has resolved to accept the rollover on behalf of the member.

PAYMENT OF BENEFITS

The trustee has ensured that any payment of benefits made from the Fund, meets the requirements of the Fund's deed and does not breach the superannuation laws in relation to:

1. making payments to members; and,
2. breaching the Fund or the member investment strategy.

The trustee has reviewed the payment of the benefit and received advice that the transfer is in accordance with the Deed and the superannuation laws. As such the trustee has resolved to allow the payment of the benefits on behalf of the member.

CLOSURE:

Signed as a true record –

.....

16 February 2022

Desmond Dodds

.....

16 February 2022

Christina Dodds