

---

Financial statements and reports for the year ended  
30 June 2017

**DODDS FAMILY SUPERANNUATION FUND**

---

Prepared for: Cantley Park Nominees Pty Ltd

## **Reports Index**

---

**Operating Statement**

**Statement of Financial Position**

**Notes to the Financial Statements**

**Statement Of Taxable Income**

**Trustees Declaration**

**Members Statement**

**Investment Summary**

**Investment Summary with Market Movement**

**Investment Income**

**Investment Performance**

**Realised Capital Gain**

**Unrealised Capital Gains - Detailed**

**Pension Summary**

**SMSF Annual Return**

**Trustee Minute / Resolution**

---

**DODDS FAMILY SUPERANNUATION FUND****Operating Statement**

For the year ended 30 June 2017

	<b>Note</b>	<b>2017</b>	<b>2016</b>
		<b>\$</b>	<b>\$</b>
<b>Income</b>			
<b>Investment Income</b>			
Trust Distributions	9	10,818.18	2,843.74
Dividends Received	8	37,102.19	41,917.08
Interest Received		9,436.15	11,891.93
<b>Investment Gains</b>			
Changes in Market Values	10	98,584.52	(20,222.93)
<b>Contribution Income</b>			
Personal Concessional		35,000.00	35,000.00
<b>Other Income</b>			
Foreign Exchange Gain		0.00	844.87
<b>Total Income</b>		<u>190,941.04</u>	<u>72,274.69</u>
<b>Expenses</b>			
Accountancy Fees		0.00	3,927.00
ATO Supervisory Levy		259.00	0.00
Bank Charges		120.00	120.00
Management fees		2,936.32	2,034.19
Foreign Exchange Loss		578.98	0.00
<b>Member Payments</b>			
Pensions Paid		168,200.00	75,000.00
<b>Total Expenses</b>		<u>172,094.30</u>	<u>81,081.19</u>
<b>Benefits accrued as a result of operations before income tax</b>			
		<u>18,846.74</u>	<u>(8,806.50)</u>
Income Tax Expense	11	(828.25)	(6,470.87)
<b>Benefits accrued as a result of operations</b>		<u>19,674.99</u>	<u>(2,335.63)</u>

**DODDS FAMILY SUPERANNUATION FUND**  
**Statement of Financial Position**

As at 30 June 2017

	Note	2017 \$	2016 \$
<b>Assets</b>			
<b>Investments</b>			
Managed Investments (Australian)	2	128,435.86	81,014.23
Shares in Listed Companies (Australian)	3	794,688.57	796,043.60
Shares in Listed Companies (Overseas)	4	169,138.47	119,252.81
<b>Total Investments</b>		<u>1,092,262.90</u>	<u>996,310.64</u>
<b>Other Assets</b>			
Distributions Receivable		3,688.24	0.00
Cash at bank - AUD		(0.01)	0.00
Cash at bank - AUD Cash		11,116.92	2,944.34
Cash at bank - British Pound		404.70	0.00
Cash at bank - US Dollar		16,250.50	13,323.04
Cash at Bank (NAB #1394)		26.92	23.74
Cash at bank (NAB #1423)		79,248.26	131,156.21
Term Deposit - NAB		303,769.17	336,674.88
Income Tax Refundable		6,005.09	12,664.85
<b>Total Other Assets</b>		<u>420,509.79</u>	<u>496,787.06</u>
<b>Total Assets</b>		<u>1,512,772.69</u>	<u>1,493,097.70</u>
<b>Net assets available to pay benefits</b>		<u>1,512,772.69</u>	<u>1,493,097.70</u>
Represented by:			
<b>Liability for accrued benefits allocated to members' accounts</b>	5, 6		
Dodds, Desmond - Pension (Account Based Pension)		440,709.72	530,204.46
Dodds, Desmond - Accumulation		794,472.20	691,312.78
Dodds, Christina - Pension (Account Based Pension 2)		277,590.77	271,580.46
<b>Total Liability for accrued benefits allocated to members' accounts</b>		<u>1,512,772.69</u>	<u>1,493,097.70</u>

## DODDS FAMILY SUPERANNUATION FUND

# Notes to the Financial Statements

For the year ended 30 June 2017

---

### Note 1: Summary of Significant Accounting Policies

The trustees have prepared the financial statements on the basis that the superannuation fund is a non-reporting entity because there are no users dependent on general purpose financial statements. The financial statements are therefore special purpose financial statements that have been prepared in order to meet the requirements of the Superannuation Industry (Supervision) Act 1993 and associated Regulations, the trust deed of the fund and the needs of members.

The financial statements have been prepared on a cash basis and are based on historical costs, except for investments which have been measured at market value.

The following significant accounting policies, which are consistent with the policies applied in the previous period unless otherwise stated, have been adopted in the preparation of the financial statements.

The financial statements were authorised for issue by the Director(s).

#### a. Measurement of Investments

The fund initially recognises:

- (i) an investment when it controls the future economic benefits expected to flow from the asset. For financial assets, the trade date is considered to be the date on which control of the future economic benefits attributable to the asset passes to the fund; and
- (ii) a financial liability on the date it becomes a party to the contractual provisions of the instrument.

Investments of the fund have been measured at market value, which refers to the amount that a willing buyer could reasonably be expected to pay to acquire the asset from a willing seller if the following assumptions were made:

- that the buyer and the seller deal with each other at arm's length in relation to the sale;
- that the sale occurred after proper marketing of the asset; and
- that the buyer and the seller acted knowledgeably and prudentially in relation to the sale.

Market value has been determined as follows:

- (i) shares and other securities listed on the Australian Securities Exchange by reference to the relevant market quotations at the end of the reporting period;
- (ii) units in managed funds by reference to the unit redemption price at the end of the reporting period;
- (iii) fixed-interest securities by reference to the redemption price at the end of the reporting period;
- (iv) unlisted investments are stated at trustees' assessment based on estimated market value at balance date or where necessary, an external valuer's opinion; and
- (v) investment properties at the trustees' assessment of the market value or where necessary a qualified independent valuer's opinion at the end of reporting period.

Financial liabilities, such as trade creditors and other payables, are measured at the gross value of the outstanding balance at the end of the reporting period. The trustees have determined that the gross values of the fund's financial liabilities is equivalent to their market values. Any remeasurement changes in the gross values of non-current financial liabilities (including liabilities for members' accrued benefits) are recognised in the operating statement in the periods in which they occur.

#### b. Cash and Cash Equivalents

Cash and cash equivalents include cash on hand and at call, deposits with banks and short-term, highly liquid investments that are readily convertible to cash and subject to an insignificant risk of change in value.

#### c. Revenue

Revenue is recognised at the fair value of the consideration received or receivable.

##### Interest revenue

Interest revenue is recognised in respect of fixed-interest securities, and cash and cash equivalent balances. Interest revenue is recognised upon receipt.

## DODDS FAMILY SUPERANNUATION FUND

# Notes to the Financial Statements

For the year ended 30 June 2017

### Dividend revenue

Dividend revenue is recognised when the dividend has been paid or, in the case of dividend reinvestment schemes, when the dividend is credited to the benefit of the fund.

### Rental revenue

Rental revenue arising from operating leases on investment properties is recognised upon receipt.

### Distribution revenue

Distributions from unit trusts and managed funds are recognised as at the date the unit value is quoted ex-distribution and if not received at the end of the reporting period, are reflected in the statement of financial position as a receivable at market value.

### Remeasurement changes in market values

Remeasurement changes in the market values of assets are recognised as income and determined as the difference between the market value at year-end or consideration received (if sold during the year) and the market value as at the prior year-end or cost (if acquired during the period).

### d. Liability for Accrued Benefits

The liability for accrued benefits represents the fund's present obligation to pay benefits to members and beneficiaries, and has been calculated as the difference between the carrying amount of the assets and the carrying amount of the other payables and income tax liabilities as at the end of the reporting period.

### e. Critical Accounting Estimates and Judgements

The preparation of financial statements requires the trustees to make judgements, estimates and assumptions that affect the application of accounting policies and the reported amounts of assets and liabilities, income and expenses. Actual results may differ from these estimates.

Estimates and underlying assumptions are reviewed on an ongoing basis. Revisions to accounting estimates are recognised in the period in which the estimate is revised and in any future period affected.

#### Note 2: Managed Investments (Australian)

	2017 \$	2016 \$
Evans & Partners Int'l Hedged	128,435.86	81,014.23
	128,435.86	81,014.23

#### Note 3: Shares in Listed Companies (Australian)

	2017 \$	2016 \$
Adelaide Brighton Limited	0.00	73,524.00
Australian Foundation Investment Company Limited	51,970.45	0.00
Australian Foundation Investment Company Limited	0.00	49,595.00
ASX Limited	83,631.60	71,385.60
Aurizon Holdings Limited	0.00	53,020.00

**DODDS FAMILY SUPERANNUATION FUND****Notes to the Financial Statements**

For the year ended 30 June 2017

BHP Billiton Limited	38,924.16	31,182.80
Commonwealth Bank Of Australia.	79,497.60	71,395.20
Commonwealth Bank Of Australia.	51,200.00	50,170.50
CSL Limited	75,916.50	0.00
Cybg Plc	0.00	1,021.65
Djerriwarrh Investments Limited	42,320.00	46,920.00
National Australia Bank Limited	28,998.20	24,921.40
National Australia Bank Limited	25,252.75	24,361.75
Westpac Banking Corporation	47,595.60	45,864.00
Westpac Banking Corporation	65,845.65	63,687.00
Wesfarmers Limited	97,611.96	97,563.30
Woolworths Limited	46,482.80	38,019.80
Woodside Petroleum Limited	59,441.30	53,411.60
	794,688.57	796,043.60

**Note 4: Shares in Listed Companies (Overseas)**

	<b>2017</b>	<b>2016</b>
	<b>\$</b>	<b>\$</b>
Accenture plc	14,310.35	8,543.28
Bunzl Plc	14,510.40	8,504.42
CDW Corporation	18,209.48	0.00
Compass Group Plc	16,219.18	11,198.67
Ecolab Inc.	12,080.73	8,145.17
Experian Plc	15,422.37	10,483.76
GEA Group AG Inhaber-Aktien o.N.	4,949.78	10,139.70
Illinois Tool Works Inc.	16,760.92	11,782.17
3M Company	4,871.84	6,602.96
Nordson Corporation	15,614.51	9,570.23
Nestle N	0.00	9,298.50
Omnicom Group Inc.	14,765.08	11,193.08
L'Oreal	4,064.17	3,074.86
Relx PLC ORD	17,359.66	10,716.01
	169,138.47	119,252.81

## DODDS FAMILY SUPERANNUATION FUND

# Notes to the Financial Statements

For the year ended 30 June 2017

### Note 5: Liability for Accrued Benefits

	2017 \$	2016 \$
Liability for accrued benefits at beginning of year	1,493,097.70	1,495,433.33
Benefits accrued as a result of operations	19,674.99	(2,335.63)
Current year member movements	0.00	0.00
	<hr/>	<hr/>
Liability for accrued benefits at end of year	1,512,772.69	1,493,097.70

### Note 6: Vested Benefits

Vested benefits are benefits that are not conditional upon continued membership of the fund (or any factor other than resignation from the plan) and include benefits which members were entitled to receive had they terminated their fund membership as at the end of the reporting period.

	2017 \$	2016 \$
Vested Benefits	<hr/> 1,512,772.69	<hr/> 1,493,097.70

### Note 7: Guaranteed Benefits

No guarantees have been made in respect of any part of the liability for accrued benefits.

### Note 8: Dividends

	2017 \$	2016 \$
3M Company	122.51	190.72
ACER ENERGY LIMITED	248.74	0.00
ASX Limited	3,135.60	3,029.52
Accenture plc	0.00	58.64
Adelaide Brighton Limited	0.00	3,564.00
Aurizon Holdings Limited	1,463.00	2,772.00
Australian Foundation Investment Company Limited	2,851.52	0.00
BHP Billiton Limited	1,198.80	1,824.96
Bunzl Plc	160.71	58.64
CDW Corporation	58.06	0.00
CSL Limited	460.77	0.00



**DODDS FAMILY SUPERANNUATION FUND****Notes to the Financial Statements**

For the year ended 30 June 2017

Commonwealth Bank Of Australia.	6,013.20	6,242.50
Compass Group Plc	423.41	175.94
Djerriwarrh Investments Limited	2,760.00	2,990.00
Ecolab Inc.	102.53	68.11
Experian Plc	276.95	62.95
GEA Group AG Inhaber-Aktien o.N.	262.74	187.86
Illinois Tool Works Inc.	272.21	162.11
L'Oreal	51.18	52.24
National Australia Bank Limited	2,820.54	2,892.16
Nestle N	171.89	153.32
Nordson Corporation	95.60	84.43
Omnicom Group Inc.	311.65	192.88
Relx PLC ORD	397.76	245.27
W.W. Grainger, Inc.	0.00	75.47
Wesfarmers Limited	4,817.34	4,914.66
Westpac Banking Corporation	5,220.59	6,783.57
Woodside Petroleum Limited	2,185.49	3,023.93
Woolworths Limited	1,219.40	2,111.20
	37,102.19	41,917.08

**Note 9: Trust Distributions**

	<b>2017</b>	<b>2016</b>
	<b>\$</b>	<b>\$</b>
Evans & Partners Int'l Hedged	10,818.18	0.00
Australian Foundation Investment Company Limited	0.00	2,843.74
	10,818.18	2,843.74

**Note 10: Unrealised Movements in Market Value**

	<b>2017</b>	<b>2016</b>
	<b>\$</b>	<b>\$</b>
<b>Managed Investments (Australian)</b>		
Evans & Partners Int'l Hedged	8,194.13	11,445.56
	8,194.13	11,445.56
<b>Shares in Listed Companies (Australian)</b>		
ASX Limited	12,246.00	9,141.60

**DODDS FAMILY SUPERANNUATION FUND****Notes to the Financial Statements**

For the year ended 30 June 2017

Adelaide Brighton Limited	(25,982.88)	16,632.00
Aurizon Holdings Limited	(15,635.78)	(3,410.00)
Australian Foundation Investment Company Limited	85.55	(3,412.50)
Australian Foundation Investment Company Limited	6,471.08	0.00
BHP Billiton Limited	7,741.36	(14,044.80)
CSL Limited	19,799.93	0.00
Commonwealth Bank Of Australia.	1,029.50	145.00
Commonwealth Bank Of Australia.	8,102.40	(10,329.60)
Cybg Plc	(39.20)	39.20
Djerriwarrh Investments Limited	(4,600.00)	(7,015.00)
National Australia Bank Limited	891.00	144.25
National Australia Bank Limited	4,076.80	(6,739.95)
Wesfarmers Limited	48.66	2,603.31
Westpac Banking Corporation	2,158.65	279.50
Westpac Banking Corporation	1,731.60	(4,290.00)
Woodside Petroleum Limited	6,029.70	(14,706.10)
Woolworths Limited	8,463.00	(11,047.40)
	<hr/>	<hr/>
	32,617.37	(46,010.49)

**Shares in Listed Companies (Overseas)**

3M Company	(265.84)	353.04
Accenture plc	812.75	446.28
Bunzl Plc	(886.08)	757.85
CDW Corporation	1,426.42	0.00
Compass Group Plc	651.65	1,730.36
Ecolab Inc.	962.28	356.88
Experian Plc	688.33	882.73
Fiserv, Inc.	0.00	(2,115.94)
GEA Group AG Inhaber-Aktien o.N.	(648.90)	901.68
Illinois Tool Works Inc.	3,928.30	1,777.88
L'Oreal	209.94	(225.16)

**DODDS FAMILY SUPERANNUATION FUND****Notes to the Financial Statements**

For the year ended 30 June 2017

Legrand	0.00	(836.17)
Nestle N	(1,614.72)	520.48
Nordson Corporation	2,392.04	1,058.92
Omnicom Group Inc.	(244.12)	1,886.11
Praxair, Inc.	0.00	(409.47)
Relx PLC ORD	2,322.05	1,100.28
W.W. Grainger, Inc.	0.00	(636.47)
	<hr/>	<hr/>
	9,734.10	7,549.28
	<hr/>	<hr/>
<b>Total Unrealised Movement</b>	50,545.60	(27,015.65)
	<hr/>	<hr/>
<b>Realised Movements in Market Value</b>		
	<b>2017</b>	<b>2016</b>
	<b>\$</b>	<b>\$</b>
<b>Shares in Listed Companies (Australian)</b>		
Adelaide Brighton Limited	28,320.85	0.00
Aurizon Holdings Limited	19,621.74	0.00
Australian Foundation Investment Company Limited	(4,181.18)	0.00
Cybg Plc	44.11	0.00
	<hr/>	<hr/>
	43,805.52	0.00
	<hr/>	<hr/>
<b>Shares in Listed Companies (Overseas)</b>		
3M Company	1,005.29	752.51
Accenture plc	44.42	0.00
Bunzl Plc	8.88	(26.23)
Compass Group Plc	(48.35)	0.00
Ecolab Inc.	33.00	535.00
Experian Plc	1.02	0.00
Fiserv, Inc.	0.00	2,809.66
GEA Group AG Inhaber-Aktien o.N.	(1,319.77)	0.00
Illinois Tool Works Inc.	428.10	0.00
L'Oreal	0.00	797.26
Legrand	0.00	1,089.04

**DODDS FAMILY SUPERANNUATION FUND**

**Notes to the Financial Statements**

For the year ended 30 June 2017

Nestle N	1,962.25	261.26
Nordson Corporation	2,009.35	0.00
Omnicom Group Inc.	83.61	263.63
Praxair, Inc.	0.00	199.36
Relx PLC ORD	25.58	543.10
W.W. Grainger, Inc.	0.00	(431.88)
	4,233.37	6,792.70
<b>Total Realised Movement</b>	48,038.89	6,792.70
<b>Changes in Market Values</b>	98,584.49	(20,222.95)
<b>Note 11: Income Tax Expense</b>		
	<b>2017</b>	<b>2016</b>
The components of tax expense comprise	<b>\$</b>	<b>\$</b>
Current Tax	(828.25)	(6,470.87)
Income Tax Expense	(828.25)	(6,470.87)
The prima facie tax on benefits accrued before income tax is reconciled to the income tax as follows:		
Prima facie tax payable on benefits accrued before income tax at 15%	2,827.01	(1,320.98)
Less:		
Tax effect of:		
Increase in MV of Investments	7,581.84	0.00
Exempt Pension Income	7,977.15	6,574.80
Realised Accounting Capital Gains	7,205.84	1,018.91
Accounting Trust Distributions	1,622.73	426.56
Add:		
Tax effect of:		
Decrease in MV of Investments	0.00	4,052.35
SMSF Non-Deductible Expenses	209.10	508.05
Pension Payments	25,230.00	11,250.00
Franking Credits	1,953.97	2,465.31

**DODDS FAMILY SUPERANNUATION FUND****Notes to the Financial Statements**

For the year ended 30 June 2017

---

Foreign Credits	75.32	38.42
Net Capital Gains	5,841.60	679.20
Taxable Trust Distributions	0.11	426.56
Distributed Foreign Income	693.12	0.00
Rounding	(0.02)	(0.59)
	<hr/>	<hr/>
Income Tax on Taxable Income or Loss	12,442.65	10,078.05
Less credits:		
Franking Credits	13,026.47	16,435.42
Foreign Credits	244.43	113.50
	<hr/>	<hr/>
Current Tax or Refund	(828.25)	(6,470.87)

---

**DODDS FAMILY SUPERANNUATION FUND****Statement of Taxable Income**

For the year ended 30 June 2017

	<b>2017</b>
	<b>\$</b>
Benefits accrued as a result of operations	18,846.74
<b>Less</b>	
Increase in MV of investments	50,545.60
Exempt current pension income	53,181.00
Realised Accounting Capital Gains	48,038.92
Accounting Trust Distributions	10,818.18
	<u>162,583.70</u>
<b>Add</b>	
SMSF non deductible expenses	1,394.00
Pension Payments	168,200.00
Franking Credits	13,026.47
Foreign Credits	502.11
Net Capital Gains	38,944.00
Taxable Trust Distributions	0.70
Distributed Foreign income	4,620.80
	<u>226,688.08</u>
SMSF Annual Return Rounding	(0.12)
	<u>82,951.00</u>
<b>Taxable Income or Loss</b>	<u>82,951.00</u>
Income Tax on Taxable Income or Loss	12,442.65
<b>Less</b>	
Franking Credits	13,026.47
Foreign Credits	244.43
	<u>(13,270.90)</u>
<b>CURRENT TAX OR REFUND</b>	<u>(828.25)</u>
Supervisory Levy	259.00
<b>AMOUNT DUE OR REFUNDABLE</b>	<u>(569.25)</u>

## **Trustees Declaration**

---

The directors of the trustee company have determined that the fund is not a reporting entity and that the special purpose financial statements should be prepared in accordance with the accounting policies described in Note 1 to the financial statements.

The directors of the trustee company declare that:

- (i) the financial statements and notes to the financial statements for the year ended 30 June 2017 present fairly, in all material respects, the financial position of the superannuation fund at 30 June 2017 and the results of its operations for the year ended on that date in accordance with the accounting policies described in Note 1 to the financial statements;
- (ii) the financial statements and notes to the financial statements have been prepared in accordance with the requirements of the trust deed; and
- (iii) the operation of the superannuation fund has been carried out in accordance with its trust deed and in compliance with the requirements of the Superannuation Industry (Supervision) Act 1993 and associated Regulations during the year ended 30 June 2017.

Signed in accordance with a resolution of the directors of the trustee company by:

.....  
Desmond Dodds  
Cantley Park Nominees Pty Ltd  
Director

.....  
Christina Dodds  
Cantley Park Nominees Pty Ltd  
Director

Dated this ..... day of .....

# Members Statement

Desmond Dodds  
 91 LEOPOLD ST  
 SOUTH YARRA, Victoria, 3141, Australia

**Your Details**

Date of Birth : 29/02/1948  
 Age: 69  
 Tax File Number: Provided  
 Date Joined Fund: 01/07/2000  
 Service Period Start Date: 01/07/1990  
 Date Left Fund:  
 Member Code: DODDES00002P  
 Account Start Date 17/06/2017  
 Account Type: Pension  
 Account Description: Account Based Pension

Nominated Beneficiaries N/A  
 Vested Benefits 440,709.72  
 Total Death Benefit 440,709.72

**Your Balance**

Total Benefits 440,709.72

Preservation Components

Preserved

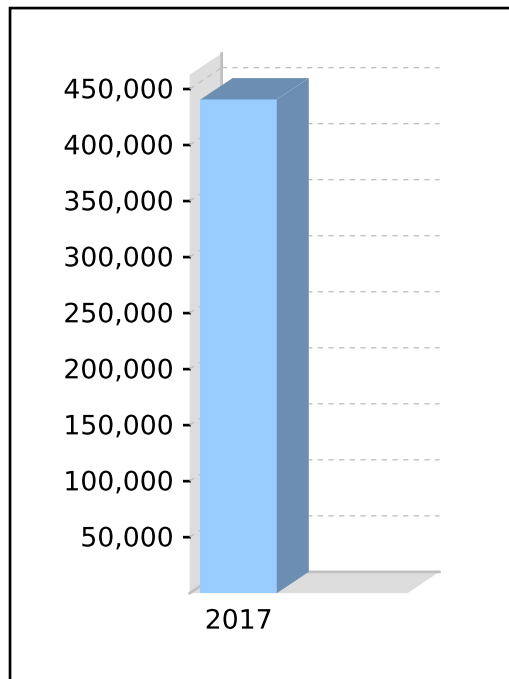
Unrestricted Non Preserved 440,709.72

Restricted Non Preserved

Tax Components

Tax Free (0.00%)

Taxable 440,709.72



**Your Detailed Account Summary**

	This Year
Opening balance at 01/07/2016	530,204.46
<u>Increases to Member account during the period</u>	
Employer Contributions	
Personal Contributions (Concessional)	
Personal Contributions (Non Concessional)	
Government Co-Contributions	
Other Contributions	
Proceeds of Insurance Policies	
Transfers In	
Net Earnings	54,705.26
Internal Transfer In	
<u>Decreases to Member account during the period</u>	
Pensions Paid	144,200.00
Contributions Tax	
Income Tax	
No TFN Excess Contributions Tax	
Excess Contributions Tax	
Refund Excess Contributions	
Division 293 Tax	
Insurance Policy Premiums Paid	
Management Fees	
Member Expenses	
Benefits Paid/Transfers Out	
Superannuation Surcharge Tax	
Internal Transfer Out	
Closing balance at 30/06/2017	440,709.72



# Members Statement

---

### Trustee's Disclaimer

This statement has been prepared by the Trustee for the member whose name appears at the top of this statement. Every effort has been made by the Trustee to ensure the accuracy and completeness of this Statement. The Trustee does not accept any liability for any error, omission or misprint. All amounts shown in relation to benefits do not take into account any amounts which may be withheld to satisfy the requirements imposed by the Income Tax Assessment Act 1936.

Signed by all the trustees of the fund

\_\_\_\_\_  
Desmond Dodds  
Director

\_\_\_\_\_  
Christina Margaret Dodds  
Director

# Members Statement

Desmond Dodds  
 91 LEOPOLD ST  
 SOUTH YARRA, Victoria, 3141, Australia

### Your Details

Date of Birth : 29/02/1948  
 Age: 69  
 Tax File Number: Provided  
 Date Joined Fund: 01/07/2000  
 Service Period Start Date: 01/07/2000  
 Date Left Fund:  
 Member Code: DODDES00003A  
 Account Start Date 01/07/2000  
 Account Type: Accumulation  
 Account Description: Accumulation

Nominated Beneficiaries N/A  
 Vested Benefits 794,472.20  
 Total Death Benefit 794,472.20

### Your Balance

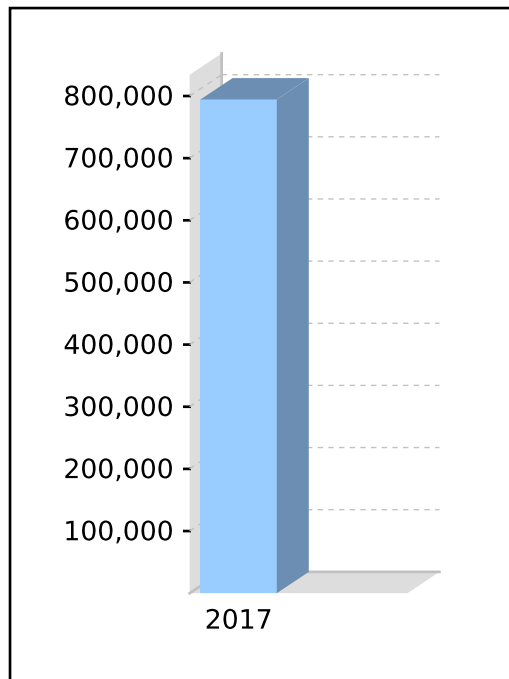
Total Benefits 794,472.20

Preservation Components

Preserved 639,976.89  
 Unrestricted Non Preserved 153,167.31  
 Restricted Non Preserved 1,328.00

Tax Components

Tax Free 185,002.00  
 Taxable 609,470.20



### Your Detailed Account Summary

	This Year
Opening balance at 01/07/2016	691,312.78
<u>Increases to Member account during the period</u>	
Employer Contributions	
Personal Contributions (Concessional)	35,000.00
Personal Contributions (Non Concessional)	
Government Co-Contributions	
Other Contributions	
Proceeds of Insurance Policies	
Transfers In	
Net Earnings	80,602.07
Internal Transfer In	
<u>Decreases to Member account during the period</u>	
Pensions Paid	
Contributions Tax	5,250.00
Income Tax	7,192.65
No TFN Excess Contributions Tax	
Excess Contributions Tax	
Refund Excess Contributions	
Division 293 Tax	
Insurance Policy Premiums Paid	
Management Fees	
Member Expenses	
Benefits Paid/Transfers Out	
Superannuation Surcharge Tax	
Internal Transfer Out	
Closing balance at 30/06/2017	794,472.20

# Members Statement

---

## Trustee's Disclaimer

This statement has been prepared by the Trustee for the member whose name appears at the top of this statement. Every effort has been made by the Trustee to ensure the accuracy and completeness of this Statement. The Trustee does not accept any liability for any error, omission or misprint. All amounts shown in relation to benefits do not take into account any amounts which may be withheld to satisfy the requirements imposed by the Income Tax Assessment Act 1936.

Signed by all the trustees of the fund

---

Desmond Dodds  
Director

---

Christina Margaret Dodds  
Director

# Members Statement

Christina Margaret Dodds  
 91 LEOPOLD ST  
 SOUTH YARRA, Victoria, 3141, Australia

### Your Details

Date of Birth : 19/03/1947  
 Age: 70  
 Tax File Number: Provided  
 Date Joined Fund: 01/07/2009  
 Service Period Start Date: 01/07/2009  
 Date Left Fund:  
 Member Code: DODCHR00001A  
 Account Start Date 01/07/2009  
 Account Type: Accumulation  
 Account Description: Accumulation

Nominated Beneficiaries N/A  
 Vested Benefits  
 Total Death Benefit

### Your Balance


#### Total Benefits

Preservation Components

Preserved  
 Unrestricted Non Preserved  
 Restricted Non Preserved

Tax Components

Tax Free  
 Taxable



### Your Detailed Account Summary

This Year

Opening balance at 01/07/2016

Increases to Member account during the period

Employer Contributions  
 Personal Contributions (Concessional)  
 Personal Contributions (Non Concessional)  
 Government Co-Contributions  
 Other Contributions  
 Proceeds of Insurance Policies  
 Transfers In  
 Net Earnings  
 Internal Transfer In

Decreases to Member account during the period

Pensions Paid  
 Contributions Tax  
 Income Tax  
 No TFN Excess Contributions Tax  
 Excess Contributions Tax  
 Refund Excess Contributions  
 Division 293 Tax  
 Insurance Policy Premiums Paid  
 Management Fees  
 Member Expenses  
 Benefits Paid/Transfers Out  
 Superannuation Surcharge Tax  
 Internal Transfer Out

Closing balance at 30/06/2017 0.00

# Members Statement

---

## Trustee's Disclaimer

This statement has been prepared by the Trustee for the member whose name appears at the top of this statement. Every effort has been made by the Trustee to ensure the accuracy and completeness of this Statement. The Trustee does not accept any liability for any error, omission or misprint. All amounts shown in relation to benefits do not take into account any amounts which may be withheld to satisfy the requirements imposed by the Income Tax Assessment Act 1936.

Signed by all the trustees of the fund

---

Desmond Dodds  
Director

---

Christina Margaret Dodds  
Director

# Members Statement

Christina Margaret Dodds  
 91 LEOPOLD ST  
 SOUTH YARRA, Victoria, 3141, Australia

**Your Details**

Date of Birth : 19/03/1947  
 Age: 70  
 Tax File Number: Provided  
 Date Joined Fund: 01/07/2009  
 Service Period Start Date: 01/07/2009  
 Date Left Fund:  
 Member Code: DODCHR00003P  
 Account Start Date 30/06/2016  
 Account Type: Pension  
 Account Description: Account Based Pension 2

Nominated Beneficiaries N/A  
 Vested Benefits 277,590.77  
 Total Death Benefit 277,590.77

**Your Balance**

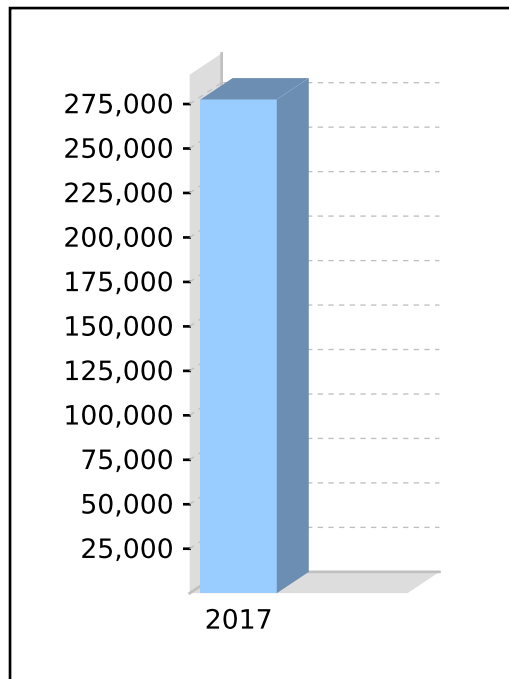
Total Benefits 277,590.77

Preservation Components

Preserved  
 Unrestricted Non Preserved 277,590.77  
 Restricted Non Preserved

Tax Components

Tax Free (61.98%) 172,047.53  
 Taxable 105,543.24



**Your Detailed Account Summary**

	This Year
Opening balance at 01/07/2016	271,580.46
<u>Increases to Member account during the period</u>	
Employer Contributions	
Personal Contributions (Concessional)	
Personal Contributions (Non Concessional)	
Government Co-Contributions	
Other Contributions	
Proceeds of Insurance Policies	
Transfers In	
Net Earnings	30,010.31
Internal Transfer In	
<u>Decreases to Member account during the period</u>	
Pensions Paid	24,000.00
Contributions Tax	
Income Tax	
No TFN Excess Contributions Tax	
Excess Contributions Tax	
Refund Excess Contributions	
Division 293 Tax	
Insurance Policy Premiums Paid	
Management Fees	
Member Expenses	
Benefits Paid/Transfers Out	
Superannuation Surcharge Tax	
Internal Transfer Out	
Closing balance at 30/06/2017	277,590.77

# Members Statement

---

### Trustee's Disclaimer

This statement has been prepared by the Trustee for the member whose name appears at the top of this statement. Every effort has been made by the Trustee to ensure the accuracy and completeness of this Statement. The Trustee does not accept any liability for any error, omission or misprint. All amounts shown in relation to benefits do not take into account any amounts which may be withheld to satisfy the requirements imposed by the Income Tax Assessment Act 1936.

Signed by all the trustees of the fund

---

Desmond Dodds  
Director

---

Christina Margaret Dodds  
Director

# DODDS FAMILY SUPERANNUATION FUND

## Investment Summary Report

As at 30 June 2017

Investment	Units	Market Price	Market Value	Average Cost	Accounting Cost	Unrealised Gain/(Loss)	Gain/(Loss)%	Portfolio Weight%
<b>Cash/Bank Accounts</b>								
Cash at Bank (NAB #1394)		26.920000	26.92	26.92	26.92			0.00 %
Cash at bank (NAB #1423)		79,248.260000	79,248.26	79,248.26	79,248.26			5.27 %
Cash at bank - AUD		(0.010000)	(0.01)	(0.01)	(0.01)			(0.00) %
Cash at bank - AUD Cash		11,116.920000	11,116.92	11,116.92	11,116.92			0.74 %
Cash at bank - British Pound		404.700000	404.70	404.70	404.70			0.03 %
Cash at bank - US Dollar		16,250.500000	16,250.50	16,250.50	16,250.50			1.08 %
Term Deposit - NAB		303,769.170000	303,769.17	303,769.17	303,769.17			20.21 %
			<b>410,816.46</b>		<b>410,816.46</b>		<b>0.00 %</b>	<b>27.33 %</b>
<b>Managed Investments (Australian)</b>								
ETL0391AU Evans & Partners Int'l Hedged	96,350.98	1.333000	128,435.86	1.17	112,725.69	15,710.17	13.94 %	8.54 %
			<b>128,435.86</b>		<b>112,725.69</b>	<b>15,710.17</b>	<b>13.94 %</b>	<b>8.54 %</b>
<b>Shares in Listed Companies (Australian)</b>								
ASX.AX ASX Limited	1,560.00	53.610000	83,631.60	33.75	52,649.01	30,982.59	58.85 %	5.56 %
AFI.AX Australian Foundation Investment Company Limited	8,945.00	5.810000	51,970.45	5.09	45,499.37	6,471.08	14.22 %	3.46 %
BHP.AX BHP Billiton Limited	1,672.00	23.280000	38,924.16	39.79	66,534.64	(27,610.48)	(41.50) %	2.59 %
CBA.AX Commonwealth Bank Of Australia.	960.00	82.810000	79,497.60	60.40	57,984.49	21,513.11	37.10 %	5.29 %
CBAPC.AX Commonwealth Bank Of Australia.	500.00	102.400000	51,200.00	103.02	51,510.00	(310.00)	(0.60) %	3.41 %
CSL.AX CSL Limited	550.00	138.030000	75,916.50	102.03	56,116.57	19,799.93	35.28 %	5.05 %
DJW.AX Djerriwarrh Investments Limited	11,500.00	3.680000	42,320.00	4.14	47,640.51	(5,320.51)	(11.17) %	2.82 %
NAB.AX National Australia Bank Limited	980.00	29.590000	28,998.20	16.81	16,475.47	12,522.73	76.01 %	1.93 %
NABPA.AX National Australia Bank Limited	250.00	101.011000	25,252.75	100.44	25,110.00	142.75	0.57 %	1.68 %
WES.AX Wesfarmers Limited	2,433.00	40.120000	97,611.96	21.76	52,934.55	44,677.41	84.40 %	6.49 %
WBC.AX Westpac Banking Corporation	1,560.00	30.510000	47,595.60	23.38	36,466.75	11,128.85	30.52 %	3.17 %
WBCPD.AX Westpac Banking Corporation	650.00	101.301000	65,845.65	99.78	64,860.02	985.63	1.52 %	4.38 %



**DODDS FAMILY SUPERANNUATION FUND**  
**Investment Summary Report**

As at 30 June 2017

Investment		Units	Market Price	Market Value	Average Cost	Accounting Cost	Unrealised Gain/(Loss)	Gain/(Loss)%	Portfolio Weight%
WPL.AX	Woodside Petroleum Limited	1,990.00	29.870000	59,441.30	36.93	73,491.75	(14,050.45)	(19.12) %	3.95 %
WOW.AX	Woolworths Limited	1,820.00	25.540000	46,482.80	29.79	54,223.78	(7,740.98)	(14.28) %	3.09 %
				<b>794,688.57</b>		<b>701,496.91</b>	<b>93,191.66</b>	<b>13.28 %</b>	<b>52.87 %</b>
<b>Shares in Listed Companies (Overseas)</b>									
MMM.NYE	3M Company	18.00	270.657826	4,871.84	146.53	2,637.51	2,234.33	84.71 %	0.32 %
ACN.NYE	Accenture plc	89.00	160.790432	14,310.35	146.64	13,051.32	1,259.03	9.65 %	0.95 %
BNZ.L	Bunzl Plc	375.00	38.694402	14,510.40	39.04	14,638.63	(128.23)	(0.88) %	0.97 %
CDW.NDQ	CDW Corporation	224.00	81.292300	18,209.48	74.92	16,783.06	1,426.42	8.50 %	1.21 %
CPG.L	Compass Group Plc	592.00	27.397260	16,219.18	20.21	11,963.82	4,255.36	35.57 %	1.08 %
ECL.NYE	Ecolab Inc.	70.00	172.581903	12,080.73	132.21	9,254.70	2,826.03	30.54 %	0.80 %
EXP.N	Experian Plc	579.00	26.636225	15,422.37	23.92	13,851.31	1,571.06	11.34 %	1.03 %
G1A	GEA Group AG Inhaber-Aktien o.N.	93.00	53.223400	4,949.78	55.28	5,141.38	(191.60)	(3.73) %	0.33 %
ITW.NYE	Illinois Tool Works Inc.	90.00	186.232449	16,760.92	92.75	8,347.65	8,413.27	100.79 %	1.12 %
OR	L'Oreal	15.00	270.944600	4,064.17	201.85	3,027.68	1,036.49	34.23 %	0.27 %
NDSN.NDQ	Nordson Corporation	99.00	157.722300	15,614.51	122.80	12,157.41	3,457.10	28.44 %	1.04 %
OMC.NYE	Omnicom Group Inc.	137.00	107.774311	14,765.08	84.73	11,607.57	3,157.51	27.20 %	0.98 %
REL	Relx PLC ORD	617.00	28.135590	17,359.66	19.48	12,021.83	5,337.83	44.40 %	1.15 %
				<b>169,138.47</b>		<b>134,483.87</b>	<b>34,654.60</b>	<b>25.77 %</b>	<b>11.25 %</b>
				<b>1,503,079.36</b>		<b>1,359,522.93</b>	<b>143,556.43</b>	<b>10.56 %</b>	<b>100.00 %</b>

**DODDS FAMILY SUPERANNUATION FUND**

**Investment Summary with Market Movement**

As at 30 June 2017

Investment	Units	Market Price	Market Value	Average Cost	Accounting Cost	Unrealised		Realised Movement	
						Overall	Current Year		
<b>Cash/Bank Accounts</b>									
Cash at Bank (NAB #1394)		26.920000	26.92	26.92	26.92				
Cash at bank (NAB #1423)		79,248.260000	79,248.26	79,248.26	79,248.26				
Cash at bank - AUD		(0.010000)	(0.01)	(0.01)	(0.01)				
Cash at bank - AUD Cash		11,116.920000	11,116.92	11,116.92	11,116.92				
Cash at bank - British Pound		404.700000	404.70	404.70	404.70				
Cash at bank - US Dollar		16,250.500000	16,250.50	16,250.50	16,250.50				
Term Deposit - NAB		303,769.170000	303,769.17	303,769.17	303,769.17				
			<b>410,816.46</b>		<b>410,816.46</b>				
<b>Managed Investments (Australian)</b>									
ETL0391AU	Evans & Partners Int'l Hedged	96,350.98	1.333000	128,435.86	1.17	112,725.69	15,710.17	8,194.13	0.00
				<b>128,435.86</b>		<b>112,725.69</b>	<b>15,710.17</b>	<b>8,194.13</b>	<b>0.00</b>
<b>Shares in Listed Companies (Australian)</b>									
ASX.AX	ASX Limited	1,560.00	53.610000	83,631.60	33.75	52,649.01	30,982.59	12,246.00	0.00
ABC.AX	Adelaide Brighton Limited	0.00	5.630000	0.00	0.00	0.00	0.00	(25,982.88)	28,320.85
AZJ.AX	Aurizon Holdings Limited	0.00	5.360000	0.00	0.00	0.00	0.00	(15,635.78)	19,621.74
AFI.AX	Australian Foundation Investment Company Limited	8,945.00	5.810000	51,970.45	5.09	45,499.37	6,471.08	6,471.08	0.00
AFIG.AX	Australian Foundation Investment Company Limited	0.00	99.501000	0.00	0.00	0.00	0.00	85.55	(4,181.18)
BHP.AX	BHP Billiton Limited	1,672.00	23.280000	38,924.16	39.79	66,534.64	(27,610.48)	7,741.36	0.00
CSL.AX	CSL Limited	550.00	138.030000	75,916.50	102.03	56,116.57	19,799.93	19,799.93	0.00
CBA.AX	Commonwealth Bank Of Australia.	960.00	82.810000	79,497.60	60.40	57,984.49	21,513.11	8,102.40	0.00
CBAPC.AX	Commonwealth Bank Of Australia.	500.00	102.400000	51,200.00	103.02	51,510.00	(310.00)	1,029.50	0.00
CYB.AX	Cybg Plc	0.00	4.710000	0.00	0.00	0.00	0.00	(39.20)	44.11
DJW.AX	Djerriwarrh Investments Limited	11,500.00	3.680000	42,320.00	4.14	47,640.51	(5,320.51)	(4,600.00)	0.00
NAB.AX	National Australia Bank Limited	980.00	29.590000	28,998.20	16.81	16,475.47	12,522.73	4,076.80	0.00
NABPA.AX	National Australia Bank Limited	250.00	101.011000	25,252.75	100.44	25,110.00	142.75	891.00	0.00
WES.AX	Wesfarmers Limited	2,433.00	40.120000	97,611.96	21.76	52,934.55	44,677.41	48.66	0.00
WBC.AX	Westpac Banking Corporation	1,560.00	30.510000	47,595.60	23.38	36,466.75	11,128.85	1,731.60	0.00
WBCPD.AX	Westpac Banking Corporation	650.00	101.301000	65,845.65	99.78	64,860.02	985.63	2,158.65	0.00
WPL.AX	Woodside Petroleum Limited	1,990.00	29.870000	59,441.30	36.93	73,491.75	(14,050.45)	6,029.70	0.00

DODDS FAMILY SUPERANNUATION FUND

# Investment Summary with Market Movement

As at 30 June 2017

Investment		Units	Market Price	Market Value	Average Cost	Accounting Cost	Overall	Unrealised Current Year	Realised Movement
WOW.AX	Woolworths Limited	1,820.00	25.540000	46,482.80	29.79	54,223.78	(7,740.98)	8,463.00	0.00
				<b>794,688.57</b>		<b>701,496.91</b>	<b>93,191.66</b>	<b>32,617.37</b>	<b>43,805.52</b>
<b>Shares in Listed Companies (Overseas)</b>									
MMM.NYE	3M Company	18.00	270.657826	4,871.84	146.53	2,637.51	2,234.33	(265.84)	1,005.29
ACN.NYE	Accenture plc	89.00	160.790432	14,310.35	146.64	13,051.32	1,259.03	812.75	44.42
BNZL.L	Bunzl Plc	375.00	38.694402	14,510.40	39.04	14,638.63	(128.23)	(886.08)	8.88
CDW.NDQ	CDW Corporation	224.00	81.292300	18,209.48	74.92	16,783.06	1,426.42	1,426.42	0.00
CPG.L	Compass Group Plc	592.00	27.397260	16,219.18	20.21	11,963.82	4,255.36	651.65	(48.35)
ECL.NYE	Ecolab Inc.	70.00	172.581903	12,080.73	132.21	9,254.70	2,826.03	962.28	33.00
EXP.N.L	Experian Plc	579.00	26.636225	15,422.37	23.92	13,851.31	1,571.06	688.33	1.02
G1A	GEA Group AG Inhaber-Aktien o.N.	93.00	53.223400	4,949.78	55.28	5,141.38	(191.60)	(648.90)	(1,319.77)
ITW.NYE	Illinois Tool Works Inc.	90.00	186.232449	16,760.92	92.75	8,347.65	8,413.27	3,928.30	428.10
OR	L'Oreal	15.00	270.944600	4,064.17	201.85	3,027.68	1,036.49	209.94	0.00
NESN	Nestle N	0.00	103.316666	0.00	0.00	0.01	(0.01)	(1,614.72)	1,962.25
NDSN.NDQ	Nordson Corporation	99.00	157.722300	15,614.51	122.80	12,157.41	3,457.10	2,392.04	2,009.35
OMC.NYE	Omnicom Group Inc.	137.00	107.774311	14,765.08	84.73	11,607.57	3,157.51	(244.12)	83.61
REL	Relx PLC ORD	617.00	28.135590	17,359.66	19.48	12,021.83	5,337.83	2,322.05	25.58
				<b>169,138.47</b>		<b>134,483.88</b>	<b>34,654.59</b>	<b>9,734.10</b>	<b>4,233.37</b>
				<b>1,503,079.36</b>		<b>1,359,522.94</b>	<b>143,556.42</b>	<b>50,545.60</b>	<b>48,038.89</b>

# DODDS FAMILY SUPERANNUATION FUND

## Investment Income Report

As at 30 June 2017

Investment	Total Income	Franked	Unfranked	Interest/ Other	Franking Credits	Foreign Income	Foreign Credits * 1	Assessable Income (Excl. Capital Gains) * 2	TFN Credits	Other Deductions	Distributed Capital Gains	Non-Assessable Payments
<b>Bank Accounts</b>												
Cash at bank (NAB #1423)	750.54			750.54	0.00	0.00	0.00	750.54			0.00	0.00
Cash at bank - AUD Cash	79.81			79.81	0.00	0.00	0.00	79.81			0.00	0.00
	<b>830.35</b>			<b>830.35</b>	<b>0.00</b>	<b>0.00</b>	<b>0.00</b>	<b>830.35</b>			<b>0.00</b>	<b>0.00</b>
<b>Managed Investments (Australian)</b>												
ETL0391AU Evans & Partners Int'l Hedged	10,818.18			0.70	0.00	4,620.80	189.89	4,811.39		0.00	6,196.68	0.00
	<b>10,818.18</b>			<b>0.70</b>	<b>0.00</b>	<b>4,620.80</b>	<b>189.89</b>	<b>4,811.39</b>		<b>0.00</b>	<b>6,196.68</b>	<b>0.00</b>
<b>Shares in Listed Companies (Australian)</b>												
ASX.AX ASX Limited	3,135.60	3,135.60	0.00		1,343.83			4,479.43		0.00		
AZJ.AX Aurizon Holdings Limited	1,463.00	1,024.10	438.90		438.90			1,901.90		0.00		
AFIG.AX Australian Foundation Investment Company Limited	2,851.52		2,851.52					2,851.52		0.00		
BHP.AX BHP Billiton Limited	1,198.80	1,198.80	0.00		513.78			1,712.58		0.00		
CSL.AX CSL Limited	460.77	0.00	460.77		0.00			460.77		0.00		
CBAPC.AX Commonwealth Bank Of Australia.	1,971.60	1,971.60	0.00		844.97			2,816.57		0.00		
CBA.AX Commonwealth Bank Of Australia.	4,041.60	4,041.60	0.00		1,732.11			5,773.71		0.00		
DJW.AX Djerrivarrh Investments Limited	2,760.00	2,760.00	0.00		1,182.86			3,942.86		0.00		
NABPA.AX National Australia Bank Limited	880.14	880.14	0.00		377.20			1,257.34		0.00		
NAB.AX National Australia Bank Limited	1,940.40	1,940.40	0.00		831.60			2,772.00		0.00		
WES.AX Wesfarmers Limited	4,817.34	4,817.34	0.00		2,064.58			6,881.92		0.00		
WBCPD.AX Westpac Banking Corporation	2,287.79	2,287.79	0.00		980.48			3,268.27		0.00		
WBC.AX Westpac Banking Corporation	2,932.80	2,932.80	0.00		1,256.92			4,189.72		0.00		
WPL.AX Woodside Petroleum Limited	2,185.49	2,185.49	0.00		936.64			3,122.13		0.00		
WOW.AX Woolworths Limited	1,219.40	1,219.40	0.00		522.60			1,742.00		0.00		
	<b>34,146.25</b>	<b>30,395.06</b>	<b>3,751.19</b>		<b>13,026.47</b>			<b>47,172.72</b>		<b>0.00</b>		
<b>Shares in Listed Companies (Overseas)</b>												
MMM.NYE 3M Company	122.51	0.00			0.00	122.51	21.62	144.13		0.00		

# DODDS FAMILY SUPERANNUATION FUND

## Investment Income Report

As at 30 June 2017

Investment		Total Income	Franked	Unfranked	Interest/ Other	Franking Credits	Foreign Income	Foreign Credits * 1	Assessable Income	TFN Credits	Other Deductions	Distributed Capital Gains	Non-Assessable Payments
									(Excl. Capital Gains) * 2				
ACN.AX	ACER ENERGY LIMITED	248.74	0.00	0.00		0.00	248.74	27.89	276.63		0.00		
BNZLL	Bunzl Plc	160.71	0.00	160.71		0.00			160.71		0.00		
CDW.NDQ	CDW Corporation	58.06	0.00			0.00	58.06	10.25	68.31		0.00		
CPG.L	Compass Group Plc	423.41	0.00	423.41		0.00			423.41		0.00		
ECL.NYE	Ecolab Inc.	102.53	0.00			0.00	102.53	18.11	120.64		0.00		
EXPN.L	Experian Plc	276.95	0.00	276.95		0.00			276.95		0.00		
G1A	GEA Group AG Inhaber-Aktien o.N.	262.74	0.00	262.74		0.00			262.74		0.00		
ITW.NYE	Illinois Tool Works Inc.	272.21	0.00			0.00	272.21	48.03	320.24		0.00		
OR	L'Oreal	51.18	0.00	0.74		0.00	50.44	21.93	73.11		0.00		
NESN	Nestle N	171.89	0.00	0.00		0.00	171.89	92.55	264.44		0.00		
NDSN.NDQ	Nordson Corporation	95.60	0.00	0.00		0.00	95.60	16.86	112.46		0.00		
OMC.NYE	Omnicom Group Inc.	311.65	0.00	0.00		0.00	311.65	54.98	366.63		0.00		
REL	Relx PLC ORD	397.76	0.00	0.00		0.00	397.76		397.76		0.00		
		<b>2,955.94</b>	<b>0.00</b>	<b>1,124.55</b>		<b>0.00</b>	<b>1,831.39</b>	<b>312.22</b>	<b>3,268.16</b>		<b>0.00</b>		
<b>Term Deposits</b>													
	Term Deposit - NAB	8,605.80			8,605.80	0.00	0.00	0.00	8,605.80			0.00	0.00
		<b>8,605.80</b>			<b>8,605.80</b>	<b>0.00</b>	<b>0.00</b>	<b>0.00</b>	<b>8,605.80</b>			<b>0.00</b>	<b>0.00</b>
		<b>57,356.52</b>	<b>30,395.06</b>	<b>4,875.74</b>	<b>9,436.85</b>	<b>13,026.47</b>	<b>6,452.19</b>	<b>502.11</b>	<b>64,688.42</b>		<b>0.00</b>	<b>6,196.68</b>	<b>0.00</b>

Assessable Income (Excl. Capital Gains) **64,688.42**

Net Capital Gain **4,131.12**

**Total Assessable Income 68,819.54**

\* 1 Includes foreign credits from foreign capital gains.

\* 2 Assessable Income in the SMSF Annual Return will be different as capital gains and losses from disposals of assets have not been included.

For a breakdown of Distributed Capital Gains and Non-Assessable Payments refer to Distributions Reconciliation Report.

## DODDS FAMILY SUPERANNUATION FUND

# Investment Performance

As at 30 June 2017

Investment	Opening Value	Purchases	Sales	Closing Value	Realised Market Gain	Unrealised Market Gain	Net Income	Income and Market Gain	Return %
<b>Bank Accounts</b>									
Cash at Bank (NAB #1394)	23.74	0.00	0.00	26.92	0.00	0.00	0.00	0.00	0.00 %
Cash at bank (NAB #1423)	131,156.21	0.00	0.00	79,248.26	0.00	0.00	750.54	750.54	0.57 %
Cash at bank - AUD	0.00	0.00	0.00	(0.01)	0.00	0.00	0.00	0.00	0.00 %
Cash at bank - AUD Cash	2,944.34	0.00	0.00	11,116.92	0.00	0.00	79.81	79.81	2.71 %
Cash at bank - British Pound	0.00	0.00	0.00	404.70	0.00	0.00	0.00	0.00	0.00 %
Cash at bank - US Dollar	13,323.04	0.00	0.00	16,250.50	0.00	0.00	0.00	0.00	0.00 %
	<b>147,447.33</b>	<b>0.00</b>	<b>0.00</b>	<b>107,047.29</b>	<b>0.00</b>	<b>0.00</b>	<b>830.35</b>	<b>830.35</b>	<b>0.56 %</b>
<b>Term Deposits</b>									
Term Deposit - NAB	336,674.88	0.00	0.00	303,769.17	0.00	0.00	8,605.80	8,605.80	2.56 %
	<b>336,674.88</b>	<b>0.00</b>	<b>0.00</b>	<b>303,769.17</b>	<b>0.00</b>	<b>0.00</b>	<b>8,605.80</b>	<b>8,605.80</b>	<b>2.56 %</b>
<b>Managed Investments (Australian)</b>									
ETL0391AU Evans & Partners Int'l Hedged	81,014.23	39,227.50	0.00	128,435.86	0.00	8,194.13	10,818.18	19,012.31	15.81 %
	<b>81,014.23</b>	<b>39,227.50</b>	<b>0.00</b>	<b>128,435.86</b>	<b>0.00</b>	<b>8,194.13</b>	<b>10,818.18</b>	<b>19,012.31</b>	<b>15.81 %</b>
<b>Shares in Listed Companies (Australian)</b>									
ABC.AX Adelaide Brighton Limited	73,524.00	0.00	47,541.12	0.00	28,320.85	(25,982.88)	0.00	2,337.97	3.18 %
ASX.AX ASX Limited	71,385.60	0.00	0.00	83,631.60	0.00	12,246.00	4,479.43	16,725.43	23.43 %
AZJ.AX Aurizon Holdings Limited	53,020.00	0.00	37,384.22	0.00	19,621.74	(15,635.78)	1,901.90	5,887.86	11.10 %
AFI.AX Australian Foundation Investment Company Limited	0.00	45,499.37	0.00	51,970.45	0.00	6,471.08	0.00	6,471.08	14.22 %
AFIG.AX Australian Foundation Investment Company Limited	49,595.00	0.00	49,680.55	0.00	(4,181.18)	85.55	2,851.52	(1,244.11)	(2.51) %
BHP.AX BHP Billiton Limited	31,182.80	0.00	0.00	38,924.16	0.00	7,741.36	1,712.58	9,453.94	30.32 %
CBA.AX Commonwealth Bank Of Australia.	71,395.20	0.00	0.00	79,497.60	0.00	8,102.40	5,773.71	13,876.11	19.44 %

## DODDS FAMILY SUPERANNUATION FUND

# Investment Performance

As at 30 June 2017

Investment	Opening Value	Purchases	Sales	Closing Value	Realised Market Gain	Unrealised Market Gain	Net Income	Income and Market Gain	Return %
CBAPC.AX Commonwealth Bank Of Australia.	50,170.50	0.00	0.00	51,200.00	0.00	1,029.50	2,816.57	3,846.07	7.67 %
CSL.AX CSL Limited	0.00	56,116.57	0.00	75,916.50	0.00	19,799.93	460.77	20,260.70	36.10 %
CYB.AX Cybg Plc	1,021.65	0.00	982.45	0.00	44.11	(39.20)	0.00	4.91	0.48 %
DJW.AX Djerriwarrh Investments Limited	46,920.00	0.00	0.00	42,320.00	0.00	(4,600.00)	3,942.86	(657.14)	(1.40) %
NAB.AX National Australia Bank Limited	24,921.40	0.00	0.00	28,998.20	0.00	4,076.80	2,772.00	6,848.80	27.48 %
NABPA.AX National Australia Bank Limited	24,361.75	0.00	0.00	25,252.75	0.00	891.00	1,257.34	2,148.34	8.82 %
WES.AX Wesfarmers Limited	97,563.30	0.00	0.00	97,611.96	0.00	48.66	6,881.92	6,930.58	7.10 %
WBC.AX Westpac Banking Corporation	45,864.00	0.00	0.00	47,595.60	0.00	1,731.60	4,189.72	5,921.32	12.91 %
WBCPD.AX Westpac Banking Corporation	63,687.00	0.00	0.00	65,845.65	0.00	2,158.65	3,268.27	5,426.92	8.52 %
WPL.AX Woodside Petroleum Limited	53,411.60	0.00	0.00	59,441.30	0.00	6,029.70	3,122.13	9,151.83	17.13 %
WOW.AX Woolworths Limited	38,019.80	0.00	0.00	46,482.80	0.00	8,463.00	1,742.00	10,205.00	26.84 %
	<b>796,043.60</b>	<b>101,615.94</b>	<b>135,588.34</b>	<b>794,688.57</b>	<b>43,805.52</b>	<b>32,617.37</b>	<b>47,172.72</b>	<b>123,595.61</b>	<b>13.77 %</b>
<b>Shares in Listed Companies (Overseas)</b>									
MMM.NYE 3M Company	6,602.96	1,184.61	2,649.89	4,871.84	1,005.29	(265.84)	122.51	861.96	11.07 %
ACN.NYE Accenture plc	8,543.28	5,556.99	602.67	14,310.35	44.42	812.75	0.00	857.16	6.08 %
ACN.AX ACER ENERGY LIMITED	0.00	0.00	0.00	0.00	0.00	0.00	248.74	248.74	0.00 %
BNZL.L Bunzl Plc	8,504.42	7,772.95	880.89	14,510.40	8.88	(886.08)	160.71	(716.49)	(4.40) %
CDW.NDQ CDW Corporation	0.00	16,783.06	0.00	18,209.48	0.00	1,426.42	58.06	1,484.48	8.85 %
CPG.L Compass Group Plc	11,198.67	5,309.62	940.76	16,219.18	(48.35)	651.65	423.41	1,026.71	6.22 %
ECL.NYE Ecolab Inc.	8,145.17	3,765.65	792.37	12,080.73	33.00	962.28	102.53	1,097.81	9.22 %
EXP.N.L Experian Plc	10,483.76	5,162.31	912.03	15,422.37	1.02	688.33	276.95	966.30	6.18 %
G1A GEA Group AG Inhaber-Aktien o.N.	10,139.70	5,133.79	9,674.81	4,949.78	(1,319.77)	(648.90)	262.74	(1,705.93)	(11.17) %
ITW.NYE Illinois Tool Works Inc.	11,782.17	3,519.56	2,469.11	16,760.92	428.10	3,928.30	272.21	4,628.61	30.25 %
OR L'Oreal	3,074.86	779.37	0.00	4,064.17	0.00	209.94	51.18	261.12	6.77 %



**DODDS FAMILY SUPERANNUATION FUND**

**Investment Performance**

As at 30 June 2017

<b>Investment</b>	<b>Opening Value</b>	<b>Purchases</b>	<b>Sales</b>	<b>Closing Value</b>	<b>Realised Market Gain</b>	<b>Unrealised Market Gain</b>	<b>Net Income</b>	<b>Income and Market Gain</b>	<b>Return %</b>
NESN Nestle N	9,298.50	4,931.17	12,614.95	0.00	1,962.25	(1,614.72)	171.89	519.42	3.65 %
NDSN.NDQ Nordson Corporation	9,570.23	8,381.29	4,729.05	15,614.51	2,009.35	2,392.04	95.60	4,496.99	25.05 %
OMC.NYE Omnicom Group Inc.	11,193.08	4,915.81	1,099.69	14,765.08	83.61	(244.12)	311.65	151.14	0.94 %
REL Relx PLC ORD	10,716.01	6,244.89	1,923.29	17,359.66	25.58	2,322.05	397.76	2,745.39	16.19 %
	<b>119,252.81</b>	<b>79,441.07</b>	<b>39,289.51</b>	<b>169,138.47</b>	<b>4,233.37</b>	<b>9,734.10</b>	<b>2,955.94</b>	<b>16,923.41</b>	<b>8.52 %</b>
	<b>1,480,432.85</b>	<b>220,284.51</b>	<b>174,877.85</b>	<b>1,503,079.36</b>	<b>48,038.89</b>	<b>50,545.60</b>	<b>70,382.99</b>	<b>168,967.48</b>	<b>9.94 %</b>

**DODDS FAMILY SUPERANNUATION FUND**  
**Realised Capital Gains Report**

For the period: 1 July 2016 to 30 June 2017

Investment	Accounting Treatment					Tax Treatment						
	Date	Units	Cost	Proceeds	Accounting Profit/(Loss)	Adjusted Cost Base	Reduced Cost Base	Indexed Cost Base	Indexed Gains	Discounted Gains (Gross)	Other Gains	Capital Loss
<b>Managed Investments (Australian)</b>												
Evans & Partners Int'l Hedged												
		0.00	0.00	0.00	0.00	0.00	0.00	0.00	0.00	6,196.68	0.00	0.00
		<b>0.00</b>	<b>0.00</b>	<b>0.00</b>	<b>0.00</b>	<b>0.00</b>	<b>0.00</b>	<b>0.00</b>	<b>0.00</b>	<b>6,196.68</b>	<b>0.00</b>	<b>0.00</b>
		<b>0.00</b>	<b>0.00</b>	<b>0.00</b>	<b>0.00</b>	<b>0.00</b>	<b>0.00</b>	<b>0.00</b>	<b>0.00</b>	<b>6,196.68</b>	<b>0.00</b>	<b>0.00</b>
<b>Shares in Listed Companies (Australian)</b>												
Adelaide Brighton Limited												
	19/07/2016	13,200.00	47,541.12	75,861.97	28,320.85	47,541.12	47,541.12	0.00	0.00	28,320.85	0.00	0.00
		<b>13,200.00</b>	<b>47,541.12</b>	<b>75,861.97</b>	<b>28,320.85</b>	<b>47,541.12</b>	<b>47,541.12</b>	<b>0.00</b>	<b>0.00</b>	<b>28,320.85</b>	<b>0.00</b>	<b>0.00</b>
Aurizon Holdings Limited												
	18/01/2017	1,350.00	4,408.43	6,996.19	2,587.76	4,408.43	4,408.43	0.00	0.00	2,587.76	0.00	0.00
	18/01/2017	9,650.00	32,975.79	50,009.77	17,033.98	32,975.79	32,975.79	0.00	0.00	17,033.98	0.00	0.00
		<b>11,000.00</b>	<b>37,384.22</b>	<b>57,005.96</b>	<b>19,621.74</b>	<b>37,384.22</b>	<b>37,384.22</b>	<b>0.00</b>	<b>0.00</b>	<b>19,621.74</b>	<b>0.00</b>	<b>0.00</b>
Australian Foundation Investment Company Limited												
	28/02/2017	455.00	49,680.55	45,499.37	(4,181.18)	49,680.55	49,680.55	0.00	0.00	0.00	0.00	0.00
		<b>455.00</b>	<b>49,680.55</b>	<b>45,499.37</b>	<b>(4,181.18)</b>	<b>49,680.55</b>	<b>49,680.55</b>	<b>0.00</b>	<b>0.00</b>	<b>0.00</b>	<b>0.00</b>	<b>0.00</b>
Cybg Plc												
	19/07/2016	245.00	982.45	1,026.56	44.11	982.45	982.45	0.00	0.00	0.00	44.11	0.00
		<b>245.00</b>	<b>982.45</b>	<b>1,026.56</b>	<b>44.11</b>	<b>982.45</b>	<b>982.45</b>	<b>0.00</b>	<b>0.00</b>	<b>0.00</b>	<b>44.11</b>	<b>0.00</b>
		<b>24,900.00</b>	<b>135,588.34</b>	<b>179,393.86</b>	<b>43,805.52</b>	<b>135,588.34</b>	<b>135,588.34</b>	<b>0.00</b>	<b>0.00</b>	<b>47,942.59</b>	<b>44.11</b>	<b>0.00</b>

**DODDS FAMILY SUPERANNUATION FUND**  
**Realised Capital Gains Report**

For the period: 1 July 2016 to 30 June 2017

Investment	Accounting Treatment					Tax Treatment						
	Date	Units	Cost	Proceeds	Accounting Profit/(Loss)	Adjusted Cost Base	Reduced Cost Base	Indexed Cost Base	Indexed Gains	Discounted Gains (Gross)	Other Gains	Capital Loss
<b>Shares in Listed Companies (Overseas)</b>												
3M Company												
	28/07/2016	5.00	732.64	1,201.27	468.63	732.64	732.64	0.00	0.00	468.63	0.00	0.00
	13/01/2017	5.00	1,184.61	1,201.68	17.07	1,184.61	1,184.61	0.00	0.00	0.00	17.07	0.00
	13/01/2017	1.00	146.53	240.34	93.81	146.53	146.53	0.00	0.00	93.81	0.00	0.00
	14/03/2017	4.00	586.11	1,011.90	425.79	586.11	586.11	0.00	0.00	425.79	0.00	0.00
		<b>15.00</b>	<b>2,649.89</b>	<b>3,655.19</b>	<b>1,005.30</b>	<b>2,649.89</b>	<b>2,649.89</b>	<b>0.00</b>	<b>0.00</b>	<b>988.23</b>	<b>17.07</b>	<b>0.00</b>
Accenture plc												
	01/12/2016	4.00	602.68	647.09	44.42	602.68	602.68	0.00	0.00	0.00	44.42	0.00
		<b>4.00</b>	<b>602.68</b>	<b>647.09</b>	<b>44.42</b>	<b>602.68</b>	<b>602.68</b>	<b>0.00</b>	<b>0.00</b>	<b>0.00</b>	<b>44.42</b>	<b>0.00</b>
Bunzl Plc												
	01/09/2016	21.00	880.89	889.77	8.88	880.89	880.89	0.00	0.00	0.00	8.88	0.00
		<b>21.00</b>	<b>880.89</b>	<b>889.77</b>	<b>8.88</b>	<b>880.89</b>	<b>880.89</b>	<b>0.00</b>	<b>0.00</b>	<b>0.00</b>	<b>8.88</b>	<b>0.00</b>
Compass Group Plc												
	12/01/2017	37.00	940.76	892.41	(48.35)	940.76	940.76	0.00	0.00	0.00	0.00	(48.35)
		<b>37.00</b>	<b>940.76</b>	<b>892.41</b>	<b>(48.35)</b>	<b>940.76</b>	<b>940.76</b>	<b>0.00</b>	<b>0.00</b>	<b>0.00</b>	<b>0.00</b>	<b>(48.35)</b>
Ecolab Inc.												
	14/03/2017	5.00	792.37	825.37	33.00	792.37	792.37	0.00	0.00	0.00	33.00	0.00
		<b>5.00</b>	<b>792.37</b>	<b>825.37</b>	<b>33.00</b>	<b>792.37</b>	<b>792.37</b>	<b>0.00</b>	<b>0.00</b>	<b>0.00</b>	<b>33.00</b>	<b>0.00</b>
Experian Plc												
	12/01/2017	35.00	912.03	913.05	1.02	912.03	912.03	0.00	0.00	0.00	1.02	0.00

**DODDS FAMILY SUPERANNUATION FUND**  
**Realised Capital Gains Report**

For the period: 1 July 2016 to 30 June 2017

Investment	Accounting Treatment					Tax Treatment						
	Date	Units	Cost	Proceeds	Accounting Profit/(Loss)	Adjusted Cost Base	Reduced Cost Base	Indexed Cost Base	Indexed Gains	Discounted Gains (Gross)	Other Gains	Capital Loss
<b>Shares in Listed Companies (Overseas)</b>												
		<b>35.00</b>	<b>912.03</b>	<b>913.05</b>	<b>1.02</b>	<b>912.03</b>	<b>912.03</b>	<b>0.00</b>	<b>0.00</b>	<b>0.00</b>	<b>1.02</b>	<b>0.00</b>
GEA Group AG Inhaber-Aktien o.N.												
31/08/2016	11.00	764.58	786.23	21.65	764.58	764.58	0.00	0.00	0.00	21.65	0.00	
08/06/2017	1.00	69.51	55.40	(14.11)	69.51	69.51	0.00	0.00	0.00	0.00	(14.11)	
12/06/2017	30.00	2,085.23	1,641.58	(443.65)	2,085.23	2,085.23	0.00	0.00	0.00	0.00	(443.65)	
13/06/2017	7.00	486.55	385.41	(101.14)	486.55	486.55	0.00	0.00	0.00	0.00	(101.14)	
13/06/2017	30.00	1,887.52	1,651.75	(235.77)	1,887.52	1,887.52	0.00	0.00	0.00	0.00	(235.77)	
16/06/2017	17.00	1,069.60	935.65	(133.95)	1,069.60	1,069.60	0.00	0.00	0.00	0.00	(133.95)	
16/06/2017	19.00	1,195.43	1,043.96	(151.47)	1,195.43	1,195.43	0.00	0.00	0.00	0.00	(151.47)	
19/06/2017	7.00	436.18	381.78	(54.40)	436.18	436.18	0.00	0.00	0.00	0.00	(54.40)	
19/06/2017	21.00	1,321.26	1,145.33	(175.94)	1,321.26	1,321.26	0.00	0.00	0.00	0.00	(175.94)	
20/06/2017	3.00	186.93	163.98	(22.95)	186.93	186.93	0.00	0.00	0.00	0.00	(22.95)	
20/06/2017	3.00	172.02	163.98	(8.04)	172.02	172.02	0.00	0.00	0.00	0.00	(8.04)	
		<b>149.00</b>	<b>9,674.81</b>	<b>8,355.05</b>	<b>(1,319.77)</b>	<b>9,674.81</b>	<b>9,674.81</b>	<b>0.00</b>	<b>0.00</b>	<b>0.00</b>	<b>21.65</b>	<b>(1,341.42)</b>
Illinois Tool Works Inc.												
28/07/2016	2.00	173.74	306.57	132.83	173.74	173.74	0.00	0.00	132.83	0.00	0.00	
09/11/2016	4.00	612.10	595.42	(16.68)	612.10	612.10	0.00	0.00	0.00	0.00	(16.68)	
17/11/2016	5.00	765.12	820.05	54.93	765.12	765.12	0.00	0.00	0.00	54.93	0.00	
26/06/2017	6.00	918.15	1,175.17	257.02	918.15	918.15	0.00	0.00	0.00	257.02	0.00	
		<b>17.00</b>	<b>2,469.11</b>	<b>2,897.21</b>	<b>428.10</b>	<b>2,469.11</b>	<b>2,469.11</b>	<b>0.00</b>	<b>0.00</b>	<b>132.83</b>	<b>311.95</b>	<b>(16.68)</b>
Nestle N												

**DODDS FAMILY SUPERANNUATION FUND**  
**Realised Capital Gains Report**

For the period: 1 July 2016 to 30 June 2017

Investment	Accounting Treatment					Tax Treatment						
	Date	Units	Cost	Proceeds	Accounting Profit/(Loss)	Adjusted Cost Base	Reduced Cost Base	Indexed Cost Base	Indexed Gains	Discounted Gains (Gross)	Other Gains	Capital Loss
<b>Shares in Listed Companies (Overseas)</b>												
	22/03/2017	24.00	2,185.82	2,401.34	215.52	2,185.82	2,185.82	0.00	0.00	0.00	215.52	0.00
	22/03/2017	14.00	1,435.62	1,400.78	(34.84)	1,435.62	1,435.62	0.00	0.00	0.00	0.00	(34.84)
	22/03/2017	12.00	1,176.78	1,200.67	23.89	1,176.78	1,176.78	0.00	0.00	0.00	23.89	0.00
	22/03/2017	3.00	237.72	300.17	62.45	237.72	237.72	0.00	0.00	62.45	0.00	0.00
	21/04/2017	36.00	2,852.65	3,615.35	762.70	2,852.65	2,852.65	0.00	0.00	762.70	0.00	0.00
	19/05/2017	26.00	2,745.35	2,884.93	139.58	2,745.35	2,745.35	0.00	0.00	0.00	139.58	0.00
	19/05/2017	25.00	1,981.01	2,773.97	792.96	1,981.01	1,981.01	0.00	0.00	792.96	0.00	0.00
		<b>140.00</b>	<b>12,614.95</b>	<b>14,577.21</b>	<b>1,962.26</b>	<b>12,614.95</b>	<b>12,614.95</b>	<b>0.00</b>	<b>0.00</b>	<b>1,618.11</b>	<b>378.99</b>	<b>(34.84)</b>
<b>Nordson Corporation</b>												
	09/11/2016	5.00	589.22	632.09	42.87	589.22	589.22	0.00	0.00	0.00	42.87	0.00
	01/12/2016	10.00	1,009.72	1,455.26	445.54	1,009.72	1,009.72	0.00	0.00	445.54	0.00	0.00
	02/12/2016	2.00	201.94	289.10	87.16	201.94	201.94	0.00	0.00	87.16	0.00	0.00
	05/12/2016	3.00	302.91	435.67	132.76	302.91	302.91	0.00	0.00	132.76	0.00	0.00
	06/12/2016	7.00	706.80	1,011.86	305.06	706.80	706.80	0.00	0.00	305.06	0.00	0.00
	07/12/2016	1.00	100.97	143.11	42.14	100.97	100.97	0.00	0.00	42.14	0.00	0.00
	08/12/2016	6.00	605.83	862.95	257.12	605.83	605.83	0.00	0.00	257.12	0.00	0.00
	13/01/2017	6.00	605.83	916.08	310.25	605.83	605.83	0.00	0.00	310.25	0.00	0.00
	14/03/2017	6.00	605.83	992.29	386.46	605.83	605.83	0.00	0.00	386.46	0.00	0.00
		<b>46.00</b>	<b>4,729.05</b>	<b>6,738.41</b>	<b>2,009.36</b>	<b>4,729.05</b>	<b>4,729.05</b>	<b>0.00</b>	<b>0.00</b>	<b>1,966.49</b>	<b>42.87</b>	<b>0.00</b>
<b>Omnicom Group Inc.</b>												
	01/12/2016	10.00	1,099.69	1,183.30	83.61	1,099.69	1,099.69	0.00	0.00	0.00	83.61	0.00

**DODDS FAMILY SUPERANNUATION FUND**  
**Realised Capital Gains Report**

For the period: 1 July 2016 to 30 June 2017

Investment	Accounting Treatment					Tax Treatment						
	Date	Units	Cost	Proceeds	Accounting Profit/(Loss)	Adjusted Cost Base	Reduced Cost Base	Indexed Cost Base	Indexed Gains	Discounted Gains (Gross)	Other Gains	Capital Loss
<b>Shares in Listed Companies (Overseas)</b>												
		<b>10.00</b>	<b>1,099.69</b>	<b>1,183.30</b>	<b>83.61</b>	<b>1,099.69</b>	<b>1,099.69</b>	<b>0.00</b>	<b>0.00</b>	<b>0.00</b>	<b>83.61</b>	<b>0.00</b>
Relx PLC ORD												
	12/01/2017	38.00	974.47	911.75	(62.72)	974.47	974.47	0.00	0.00	0.00	0.00	(62.72)
	19/05/2017	37.00	948.82	1,037.12	88.30	948.82	948.82	0.00	0.00	0.00	88.30	0.00
		<b>75.00</b>	<b>1,923.29</b>	<b>1,948.87</b>	<b>25.58</b>	<b>1,923.29</b>	<b>1,923.29</b>	<b>0.00</b>	<b>0.00</b>	<b>0.00</b>	<b>88.30</b>	<b>(62.72)</b>
		<b>554.00</b>	<b>39,289.52</b>	<b>43,522.93</b>	<b>4,233.41</b>	<b>39,289.52</b>	<b>39,289.52</b>	<b>0.00</b>	<b>0.00</b>	<b>4,705.66</b>	<b>1,031.76</b>	<b>(1,504.01)</b>
		<b>25,454.00</b>	<b>174,877.86</b>	<b>222,916.79</b>	<b>48,038.93</b>	<b>174,877.86</b>	<b>174,877.86</b>	<b>0.00</b>	<b>0.00</b>	<b>58,844.93</b>	<b>1,075.87</b>	<b>(1,504.01)</b>



DODDS FAMILY SUPERANNUATION FUND

**Unrealised Capital Gains - Detailed**

As at 30 June 2017

Investment	Contract Date	Units	Cost	Tax Deferred /Depreciation	CGT Cost Base	Market Value	Projected Profit /(Loss)	Taxable Profit Indexation	Taxable Profit Discounted
<b>Cash/Bank Accounts</b>									
Term Deposit - NAB									
			303,769.17	0.00	0.00	303,769.1700	0.00	0.00	0.00
			<b>303,769.17</b>	<b>0.00</b>	<b>0.00</b>	<b>303,769.1700</b>	<b>0.00</b>	<b>0.00</b>	<b>0.00</b>
			<b>303,769.17</b>	<b>0.00</b>	<b>0.00</b>	<b>303,769.1700</b>	<b>0.00</b>	<b>0.00</b>	<b>0.00</b>
<b>Managed Investments (Australian)</b>									
Evans & Partners Int'l Hedged									
	05/06/2015	65,699.64	73,498.19	0.00	73,498.19	87,577.6201	14,079.43	0.00	9,386.29
	27/07/2016	30,651.34	39,227.50	0.00	39,227.50	40,858.2362	1,630.74	0.00	0.00
		<b>96,350.98</b>	<b>112,725.69</b>	<b>0.00</b>	<b>112,725.69</b>	<b>128,435.8563</b>	<b>15,710.17</b>	<b>0.00</b>	<b>9,386.29</b>
		<b>96,350.98</b>	<b>112,725.69</b>	<b>0.00</b>	<b>112,725.69</b>	<b>128,435.8563</b>	<b>15,710.17</b>	<b>0.00</b>	<b>9,386.29</b>
<b>Shares in Listed Companies (Australian)</b>									
Australian Foundation Investment Company Limited									
	28/02/2017	8,945.00	45,499.37	0.00	45,499.37	51,970.4500	6,471.08	0.00	0.00
		<b>8,945.00</b>	<b>45,499.37</b>	<b>0.00</b>	<b>45,499.37</b>	<b>51,970.4500</b>	<b>6,471.08</b>	<b>0.00</b>	<b>0.00</b>
ASX Limited									
	30/06/2015	640.00	20,065.00	0.00	20,065.00	34,310.4000	14,245.40	0.00	9,496.93
	30/06/2015	713.00	26,374.01	0.00	26,374.01	38,223.9300	11,849.92	0.00	7,899.95
	30/06/2015	207.00	6,210.00	0.00	6,210.00	11,097.2700	4,887.27	0.00	3,258.18
		<b>1,560.00</b>	<b>52,649.01</b>	<b>0.00</b>	<b>52,649.01</b>	<b>83,631.6000</b>	<b>30,982.59</b>	<b>0.00</b>	<b>20,655.06</b>
BHP Billiton Limited									
	30/06/2015	322.00	8,646.86	0.00	8,646.86	7,496.1600	(1,150.70)	0.00	0.00



DODDS FAMILY SUPERANNUATION FUND

**Unrealised Capital Gains - Detailed**

As at 30 June 2017

Investment	Contract Date	Units	Cost	Tax Deferred /Depreciation	CGT Cost Base	Market Value	Projected Profit / (Loss)	Taxable Profit Indexation	Taxable Profit Discounted
<b>Shares in Listed Companies (Australian)</b>									
BHP Billiton Limited									
	30/06/2015	700.00	27,593.16	0.00	27,593.16	16,296.0000	(11,297.16)	0.00	0.00
	30/06/2015	650.00	30,294.62	0.00	30,294.62	15,132.0000	(15,162.62)	0.00	0.00
		<b>1,672.00</b>	<b>66,534.64</b>	<b>0.00</b>	<b>66,534.64</b>	<b>38,924.1600</b>	<b>(27,610.48)</b>	<b>0.00</b>	<b>0.00</b>
Commonwealth Bank Of Australia.									
	30/06/2015	640.00	38,136.54	0.00	38,136.54	52,998.4000	14,861.86	0.00	9,907.91
	30/06/2015	320.00	19,847.95	0.00	19,847.95	26,499.2000	6,651.25	0.00	4,434.17
		<b>960.00</b>	<b>57,984.49</b>	<b>0.00</b>	<b>57,984.49</b>	<b>79,497.6000</b>	<b>21,513.11</b>	<b>0.00</b>	<b>14,342.07</b>
Commonwealth Bank Of Australia.									
	30/06/2015	500.00	51,510.00	0.00	51,510.00	51,200.0000	(310.00)	0.00	0.00
		<b>500.00</b>	<b>51,510.00</b>	<b>0.00</b>	<b>51,510.00</b>	<b>51,200.0000</b>	<b>(310.00)</b>	<b>0.00</b>	<b>0.00</b>
CSL Limited									
	18/01/2017	550.00	56,116.57	0.00	56,116.57	75,916.5000	19,799.93	0.00	0.00
		<b>550.00</b>	<b>56,116.57</b>	<b>0.00</b>	<b>56,116.57</b>	<b>75,916.5000</b>	<b>19,799.93</b>	<b>0.00</b>	<b>0.00</b>
Djerriwarrh Investments Limited									
	30/06/2015	4,826.00	19,906.67	0.00	19,906.67	17,759.6800	(2,146.99)	0.00	0.00
	30/06/2015	300.00	1,218.00	0.00	1,218.00	1,104.0000	(114.00)	0.00	0.00
	30/06/2015	6,374.00	26,515.84	0.00	26,515.84	23,456.3200	(3,059.52)	0.00	0.00
		<b>11,500.00</b>	<b>47,640.51</b>	<b>0.00</b>	<b>47,640.51</b>	<b>42,320.0000</b>	<b>(5,320.51)</b>	<b>0.00</b>	<b>0.00</b>
National Australia Bank Limited									
	30/06/2015	980.00	16,475.47	0.00	16,475.47	28,998.2000	12,522.73	0.00	8,348.49

DODDS FAMILY SUPERANNUATION FUND

**Unrealised Capital Gains - Detailed**

As at 30 June 2017

Investment	Contract Date	Units	Cost	Tax Deferred /Depreciation	CGT Cost Base	Market Value	Projected Profit / (Loss)	Taxable Profit Indexation	Taxable Profit Discounted
<b>Shares in Listed Companies (Australian)</b>									
National Australia Bank Limited									
		<b>980.00</b>	<b>16,475.47</b>	<b>0.00</b>	<b>16,475.47</b>	<b>28,998.2000</b>	<b>12,522.73</b>	<b>0.00</b>	<b>8,348.49</b>
National Australia Bank Limited									
	30/06/2015	250.00	25,110.00	0.00	25,110.00	25,252.7500	142.75	0.00	95.17
		<b>250.00</b>	<b>25,110.00</b>	<b>0.00</b>	<b>25,110.00</b>	<b>25,252.7500</b>	<b>142.75</b>	<b>0.00</b>	<b>95.17</b>
Westpac Banking Corporation									
	01/07/2014	54.00	0.00	0.00	0.00	1,647.5400	1,647.54	0.00	1,098.36
	30/06/2015	178.00	3,604.55	0.00	3,604.55	5,430.7800	1,826.23	0.00	1,217.49
	30/06/2015	1,328.00	32,862.20	0.00	32,862.20	40,517.2800	7,655.08	0.00	5,103.39
		<b>1,560.00</b>	<b>36,466.75</b>	<b>0.00</b>	<b>36,466.75</b>	<b>47,595.6000</b>	<b>11,128.85</b>	<b>0.00</b>	<b>7,419.23</b>
Westpac Banking Corporation									
	30/06/2015	400.00	39,752.52	0.00	39,752.52	40,520.4000	767.88	0.00	511.92
	30/06/2015	250.00	25,107.50	0.00	25,107.50	25,325.2500	217.75	0.00	145.17
		<b>650.00</b>	<b>64,860.02</b>	<b>0.00</b>	<b>64,860.02</b>	<b>65,845.6500</b>	<b>985.63</b>	<b>0.00</b>	<b>657.09</b>
Wesfarmers Limited									
	01/07/2009	2,028.00	44,920.61	0.00	44,920.61	81,363.3600	36,442.75	0.00	24,295.17
	30/06/2014	405.00	8,013.94	0.00	8,013.94	16,248.6000	8,234.66	0.00	5,489.77
		<b>2,433.00</b>	<b>52,934.55</b>	<b>0.00</b>	<b>52,934.55</b>	<b>97,611.9600</b>	<b>44,677.41</b>	<b>0.00</b>	<b>29,784.94</b>
Woolworths Limited									
	30/06/2015	1,034.00	29,064.65	0.00	29,064.65	26,408.3600	(2,656.29)	0.00	0.00
	30/06/2015	786.00	25,159.13	0.00	25,159.13	20,074.4400	(5,084.69)	0.00	0.00

DODDS FAMILY SUPERANNUATION FUND

**Unrealised Capital Gains - Detailed**

As at 30 June 2017

Investment	Contract Date	Units	Cost	Tax Deferred /Depreciation	CGT Cost Base	Market Value	Projected Profit /(Loss)	Taxable Profit Indexation	Taxable Profit Discounted
<b>Shares in Listed Companies (Australian)</b>									
Woolworths Limited									
		<b>1,820.00</b>	<b>54,223.78</b>	<b>0.00</b>	<b>54,223.78</b>	<b>46,482.8000</b>	<b>(7,740.98)</b>	<b>0.00</b>	<b>0.00</b>
Woodside Petroleum Limited									
	01/03/2011	950.00	32,867.77	0.00	32,867.77	28,376.5000	(4,491.27)	0.00	0.00
	30/06/2015	600.00	25,677.36	0.00	25,677.36	17,922.0000	(7,755.36)	0.00	0.00
	30/06/2015	440.00	14,946.62	0.00	14,946.62	13,142.8000	(1,803.82)	0.00	0.00
		<b>1,990.00</b>	<b>73,491.75</b>	<b>0.00</b>	<b>73,491.75</b>	<b>59,441.3000</b>	<b>(14,050.45)</b>	<b>0.00</b>	<b>0.00</b>
		<b>35,370.00</b>	<b>701,496.91</b>	<b>0.00</b>	<b>701,496.91</b>	<b>794,688.5700</b>	<b>93,191.66</b>	<b>0.00</b>	<b>81,302.05</b>
<b>Shares in Listed Companies (Overseas)</b>									
Accenture plc									
	23/10/2015	17.00	2,416.13	0.00	2,416.13	2,733.4373	317.31	0.00	211.54
	15/01/2016	17.00	2,452.92	0.00	2,452.92	2,733.4373	280.52	0.00	187.01
	28/01/2016	17.00	2,479.23	0.00	2,479.23	2,733.4373	254.21	0.00	169.47
	30/06/2016	5.00	748.72	0.00	748.72	803.9522	55.23	0.00	36.82
	28/07/2016	4.00	602.68	0.00	602.68	643.1617	40.49	0.00	0.00
	02/08/2016	19.00	2,838.73	0.00	2,838.73	3,055.0182	216.29	0.00	0.00
	28/09/2016	6.00	891.74	0.00	891.74	964.7426	73.00	0.00	0.00
	24/04/2017	4.00	621.17	0.00	621.17	643.1617	21.99	0.00	0.00
		<b>89.00</b>	<b>13,051.32</b>	<b>0.00</b>	<b>13,051.32</b>	<b>14,310.3483</b>	<b>1,259.04</b>	<b>0.00</b>	<b>604.84</b>
Bunzl Plc									
	29/07/2015	85.00	3,243.38	0.00	3,243.38	3,289.0242	45.64	0.00	30.43
	30/07/2015	31.00	1,193.96	0.00	1,193.96	1,199.5265	5.57	0.00	3.71

DODDS FAMILY SUPERANNUATION FUND

**Unrealised Capital Gains - Detailed**

As at 30 June 2017

Investment	Contract Date	Units	Cost	Tax Deferred /Depreciation	CGT Cost Base	Market Value	Projected Profit /(Loss)	Taxable Profit Indexation	Taxable Profit Discounted
<b>Shares in Listed Companies (Overseas)</b>									
Bunzl Plc									
	31/07/2015	23.00	890.62	0.00	890.62	889.9712	(0.65)	0.00	0.00
	27/08/2015	33.00	1,228.09	0.00	1,228.09	1,276.9153	48.83	0.00	32.55
	28/08/2015	31.00	1,112.56	0.00	1,112.56	1,199.5265	86.97	0.00	57.98
	21/10/2015	2.00	77.96	0.00	77.96	77.3888	(0.57)	0.00	0.00
	01/08/2016	34.00	1,426.21	0.00	1,426.21	1,315.6097	(110.60)	0.00	0.00
	22/03/2017	11.00	418.27	0.00	418.27	425.6384	7.37	0.00	0.00
	22/03/2017	20.00	749.06	0.00	749.06	773.8880	24.83	0.00	0.00
	23/03/2017	14.00	540.41	0.00	540.41	541.7216	1.31	0.00	0.00
	08/06/2017	43.00	1,797.47	0.00	1,797.47	1,663.8593	(133.61)	0.00	0.00
	08/06/2017	2.00	83.19	0.00	83.19	77.3888	(5.80)	0.00	0.00
	15/06/2017	46.00	1,877.45	0.00	1,877.45	1,779.9425	(97.51)	0.00	0.00
		<b>375.00</b>	<b>14,638.63</b>	<b>0.00</b>	<b>14,638.63</b>	<b>14,510.4008</b>	<b>(128.22)</b>	<b>0.00</b>	<b>124.67</b>
CDW Corporation									
	13/01/2017	25.00	1,772.60	0.00	1,772.60	2,032.3075	259.71	0.00	0.00
	17/01/2017	3.00	212.01	0.00	212.01	243.8769	31.87	0.00	0.00
	18/01/2017	19.00	1,335.35	0.00	1,335.35	1,544.5537	209.20	0.00	0.00
	20/01/2017	15.00	1,043.31	0.00	1,043.31	1,219.3845	176.07	0.00	0.00
	23/01/2017	27.00	1,893.97	0.00	1,893.97	2,194.8921	300.92	0.00	0.00
	24/01/2017	9.00	622.74	0.00	622.74	731.6307	108.89	0.00	0.00
	14/03/2017	31.00	2,458.93	0.00	2,458.93	2,520.0613	61.13	0.00	0.00
	23/03/2017	24.00	1,859.47	0.00	1,859.47	1,951.0152	91.55	0.00	0.00
	22/05/2017	71.00	5,584.68	0.00	5,584.68	5,771.7533	187.07	0.00	0.00

DODDS FAMILY SUPERANNUATION FUND

**Unrealised Capital Gains - Detailed**

As at 30 June 2017

Investment	Contract Date	Units	Cost	Tax Deferred /Depreciation	CGT Cost Base	Market Value	Projected Profit / (Loss)	Taxable Profit Indexation	Taxable Profit Discounted
<b>Shares in Listed Companies (Overseas)</b>									
CDW Corporation									
		<b>224.00</b>	<b>16,783.06</b>	<b>0.00</b>	<b>16,783.06</b>	<b>18,209.4752</b>	<b>1,426.41</b>	<b>0.00</b>	<b>0.00</b>
Compass Group Plc									
	01/07/2014	369.00	6,366.96	0.00	6,366.96	10,109.5889	3,742.63	0.00	2,495.09
	29/07/2015	51.00	1,228.00	0.00	1,228.00	1,397.2603	169.26	0.00	112.84
	01/08/2016	99.00	2,644.28	0.00	2,644.28	2,712.3287	68.04	0.00	0.00
	30/11/2016	73.00	1,724.58	0.00	1,724.58	2,000.0000	275.42	0.00	0.00
		<b>592.00</b>	<b>11,963.82</b>	<b>0.00</b>	<b>11,963.82</b>	<b>16,219.1779</b>	<b>4,255.35</b>	<b>0.00</b>	<b>2,607.93</b>
Ecolab Inc.									
	01/07/2014	51.00	6,281.42	0.00	6,281.42	8,801.6771	2,520.26	0.00	1,680.17
	02/08/2016	8.00	1,267.79	0.00	1,267.79	1,380.6552	112.86	0.00	0.00
	09/11/2016	6.00	869.35	0.00	869.35	1,035.4914	166.14	0.00	0.00
	24/04/2017	5.00	836.14	0.00	836.14	862.9095	26.77	0.00	0.00
		<b>70.00</b>	<b>9,254.70</b>	<b>0.00</b>	<b>9,254.70</b>	<b>12,080.7332</b>	<b>2,826.03</b>	<b>0.00</b>	<b>1,680.17</b>
Experian Plc									
	27/08/2015	76.00	1,778.00	0.00	1,778.00	2,024.3531	246.35	0.00	164.24
	28/08/2015	77.00	1,734.23	0.00	1,734.23	2,050.9893	316.76	0.00	211.17
	09/10/2015	108.00	2,459.55	0.00	2,459.55	2,876.7123	417.16	0.00	278.11
	21/10/2015	52.00	1,200.60	0.00	1,200.60	1,385.0837	184.48	0.00	122.99
	02/12/2015	49.00	1,242.19	0.00	1,242.19	1,305.1750	62.99	0.00	41.99
	27/01/2016	50.00	1,186.46	0.00	1,186.46	1,331.8113	145.35	0.00	96.90
	01/08/2016	96.00	2,501.58	0.00	2,501.58	2,557.0776	55.50	0.00	0.00

DODDS FAMILY SUPERANNUATION FUND

**Unrealised Capital Gains - Detailed**

As at 30 June 2017

Investment	Contract Date	Units	Cost	Tax Deferred /Depreciation	CGT Cost Base	Market Value	Projected Profit / (Loss)	Taxable Profit Indexation	Taxable Profit Discounted
<b>Shares in Listed Companies (Overseas)</b>									
Experian Plc									
	30/11/2016	71.00	1,748.70	0.00	1,748.70	1,891.1720	142.47	0.00	0.00
		<b>579.00</b>	<b>13,851.31</b>	<b>0.00</b>	<b>13,851.31</b>	<b>15,422.3743</b>	<b>1,571.06</b>	<b>0.00</b>	<b>915.40</b>
GEA Group AG Inhaber-Aktien o.N.									
	27/08/2015	22.00	1,204.55	0.00	1,204.55	1,170.9148	(33.64)	0.00	0.00
	02/12/2015	21.00	1,176.79	0.00	1,176.79	1,117.6914	(59.10)	0.00	0.00
	27/01/2016	18.00	1,032.12	0.00	1,032.12	958.0212	(74.10)	0.00	0.00
	13/12/2016	9.00	476.18	0.00	476.18	479.0106	2.83	0.00	0.00
	14/12/2016	19.00	1,035.76	0.00	1,035.76	1,011.2446	(24.52)	0.00	0.00
	15/12/2016	4.00	215.98	0.00	215.98	212.8936	(3.09)	0.00	0.00
		<b>93.00</b>	<b>5,141.38</b>	<b>0.00</b>	<b>5,141.38</b>	<b>4,949.7762</b>	<b>(191.62)</b>	<b>0.00</b>	<b>0.00</b>
Illinois Tool Works Inc.									
	01/07/2014	82.00	7,123.46	0.00	7,123.46	15,271.0608	8,147.60	0.00	5,431.73
	02/08/2016	8.00	1,224.19	0.00	1,224.19	1,489.8596	265.66	0.00	0.00
		<b>90.00</b>	<b>8,347.65</b>	<b>0.00</b>	<b>8,347.65</b>	<b>16,760.9204</b>	<b>8,413.26</b>	<b>0.00</b>	<b>5,431.73</b>
3M Company									
	01/07/2014	18.00	2,637.50	0.00	2,637.50	4,871.8409	2,234.34	0.00	1,489.56
		<b>18.00</b>	<b>2,637.50</b>	<b>0.00</b>	<b>2,637.50</b>	<b>4,871.8409</b>	<b>2,234.34</b>	<b>0.00</b>	<b>1,489.56</b>
Nordson Corporation									
	01/07/2014	26.00	2,625.26	0.00	2,625.26	4,100.7798	1,475.52	0.00	983.68
	28/08/2015	6.00	536.66	0.00	536.66	946.3338	409.67	0.00	273.12
	10/03/2016	12.00	1,203.41	0.00	1,203.41	1,892.6676	689.26	0.00	459.51

DODDS FAMILY SUPERANNUATION FUND

**Unrealised Capital Gains - Detailed**

As at 30 June 2017

Investment	Contract Date	Units	Cost	Tax Deferred /Depreciation	CGT Cost Base	Market Value	Projected Profit / (Loss)	Taxable Profit Indexation	Taxable Profit Discounted
<b>Shares in Listed Companies (Overseas)</b>									
Nordson Corporation									
	02/08/2016	19.00	2,239.05	0.00	2,239.05	2,996.7237	757.68	0.00	0.00
	09/06/2017	11.00	1,698.52	0.00	1,698.52	1,734.9453	36.43	0.00	0.00
	19/06/2017	12.00	1,843.09	0.00	1,843.09	1,892.6676	49.58	0.00	0.00
	20/06/2017	1.00	153.57	0.00	153.57	157.7223	4.15	0.00	0.00
	21/06/2017	12.00	1,857.84	0.00	1,857.84	1,892.6676	34.83	0.00	0.00
		<b>99.00</b>	<b>12,157.40</b>	<b>0.00</b>	<b>12,157.40</b>	<b>15,614.5077</b>	<b>3,457.12</b>	<b>0.00</b>	<b>1,716.30</b>
Omnicom Group Inc.									
	01/07/2014	102.00	7,791.45	0.00	7,791.45	10,992.9797	3,201.53	0.00	2,134.35
	02/08/2016	22.00	2,419.33	0.00	2,419.33	2,371.0348	(48.29)	0.00	0.00
	09/11/2016	8.00	829.54	0.00	829.54	862.1945	32.65	0.00	0.00
	14/03/2017	5.00	567.25	0.00	567.25	538.8716	(28.38)	0.00	0.00
		<b>137.00</b>	<b>11,607.57</b>	<b>0.00</b>	<b>11,607.57</b>	<b>14,765.0806</b>	<b>3,157.51</b>	<b>0.00</b>	<b>2,134.35</b>
L'Oreal									
	01/07/2014	12.00	2,248.31	0.00	2,248.31	3,251.3352	1,003.03	0.00	668.68
	01/08/2016	3.00	779.37	0.00	779.37	812.8338	33.46	0.00	0.00
		<b>15.00</b>	<b>3,027.68</b>	<b>0.00</b>	<b>3,027.68</b>	<b>4,064.1690</b>	<b>1,036.49</b>	<b>0.00</b>	<b>668.68</b>
Relx PLC ORD									
	01/07/2014	399.00	6,816.92	0.00	6,816.92	11,226.1004	4,409.19	0.00	2,939.45
	14/06/2016	37.00	883.31	0.00	883.31	1,041.0168	157.71	0.00	105.14
	27/07/2016	27.00	681.44	0.00	681.44	759.6609	78.22	0.00	0.00
	01/08/2016	58.00	1,487.35	0.00	1,487.35	1,631.8642	144.52	0.00	0.00

DODDS FAMILY SUPERANNUATION FUND

**Unrealised Capital Gains - Detailed**

As at 30 June 2017

Investment	Contract Date	Units	Cost	Tax Deferred /Depreciation	CGT Cost Base	Market Value	Projected Profit / (Loss)	Taxable Profit Indexation	Taxable Profit Discounted
<b>Shares in Listed Companies (Overseas)</b>									
Relx PLC ORD									
	16/11/2016	36.00	769.38	0.00	769.38	1,012.8812	243.50	0.00	0.00
	30/11/2016	60.00	1,383.43	0.00	1,383.43	1,688.1354	304.71	0.00	0.00
		<b>617.00</b>	<b>12,021.83</b>	<b>0.00</b>	<b>12,021.83</b>	<b>17,359.6589</b>	<b>5,337.85</b>	<b>0.00</b>	<b>3,044.59</b>
		<b>2,998.00</b>	<b>134,483.85</b>	<b>0.00</b>	<b>134,483.85</b>	<b>169,138.4634</b>	<b>34,654.62</b>	<b>0.00</b>	<b>20,418.23</b>
			<b>1,359,522.91</b>	<b>0.00</b>	<b>948,706.45</b>	<b>1,503,079.3497</b>	<b>143,556.45</b>	<b>0.00</b>	<b>111,106.56</b>



**DODDS FAMILY SUPERANNUATION FUND****Pension Summary Report**

As at 30/06/2017

**Member Name :** Dodds, Desmond**Member Age :** 68 (Date of Birth : 29/02/1948)

Member Code	Pension Type	Pension Start Date	Tax Free	Min / PF	Minimum	Maximum	Gross Pension Payments	PAYG	Net Pension Payment	Amount to reach Minimum
DODDES00002P	Account Based Pension	01/07/2000	0.00%	5.00%	\$26,510.00	N/A	\$144,200.00	\$0.00	\$144,200.00	NIL
					<b>\$26,510.00</b>	<b>\$0.00</b>	<b>\$144,200.00</b>	<b>\$0.00</b>	<b>\$144,200.00</b>	<b>\$0.00</b>

**Member Name :** Dodds, Christina**Member Age :** 69 (Date of Birth : 19/03/1947)

Member Code	Pension Type	Pension Start Date	Tax Free	Min / PF	Minimum	Maximum	Gross Pension Payments	PAYG	Net Pension Payment	Amount to reach Minimum
DODCHR00003P	Account Based Pension	30/06/2016	61.98%	5.00%	\$13,580.00	N/A	\$24,000.00	\$0.00	\$24,000.00	NIL
					<b>\$13,580.00</b>	<b>\$0.00</b>	<b>\$24,000.00</b>	<b>\$0.00</b>	<b>\$24,000.00</b>	<b>\$0.00</b>

**Total :**


					<b>\$40,090.00</b>	<b>\$0.00</b>	<b>\$168,200.00</b>	<b>\$0.00</b>	<b>\$168,200.00</b>	<b>\$0.00</b>
--	--	--	--	--	--------------------	---------------	---------------------	---------------	---------------------	---------------

# Self-managed superannuation fund annual return


# 2017

## WHO SHOULD COMPLETE THIS ANNUAL RETURN?


Only self-managed superannuation funds (SMSFs) can complete this annual return. All other funds must complete the *Fund income tax return 2017* (NAT 71287).

 The *Self-managed superannuation fund annual return instructions 2017* (NAT 71606) (the instructions) can assist you to complete this annual return.


## TO COMPLETE THIS ANNUAL RETURN

- Print clearly, using a BLACK pen only.
- Use BLOCK LETTERS.
- Place  in ALL applicable boxes.

## Section A: Fund information

 To assist processing, write the fund's TFN at the top of pages 3, 5 and 7.

### 1 Tax file number (TFN)

 The ATO is authorised by law to request your TFN. You are not obliged to quote your TFN but not quoting it could increase the chance of delay or error in processing your annual return. See the Privacy note in the Declaration.

### 2 Name of self-managed superannuation fund (SMSF)

### 3 Australian business number (ABN) (if applicable)

### 4 Current postal address

Suburb/town

State/territory

Postcode

### 5 Annual return status

Is this an amendment to the SMSF's 2017 return?      **A** No      Yes

Is this the first required return for a newly registered SMSF?      **B** No      Yes

---

## 6 SMSF auditor

Auditor's name

Title: Mr  Mrs  Miss  Ms  Other

Family name

First given name

Other given names

SMSF Auditor Number

Auditor's phone number

Postal address

Suburb/town

State/territory

Postcode

Date audit was completed **A**    Day / Month / Year

Was Part B of the audit report qualified?    **B** No    Yes

If the audit report was qualified, have the reported compliance issues been rectified?    **C** No    Yes

---

## 7 Electronic funds transfer (EFT)

We need your self-managed super fund's financial institution details to pay any super payments and tax refunds owing to you.

### A Financial institution details for super payments and tax refunds

You must provide the financial institution details of your fund's nominated super account. If you would like your fund's tax refunds paid to a different account, you can provide additional financial institution details at **B**.

Fund BSB number (must be six digits)

Fund account number

Fund account name (for example, J&Q Citizen ATF J&Q Family SF)

### B Financial institution details for tax refunds only

If you would like your fund's tax refunds paid to a different account, provide additional financial institution details. Tax refunds cannot be paid to a trustee's personal account. (See relevant instructions.)

BSB number (must be six digits)

Account number

Account name (for example, J&Q Citizen ATF J&Q Family SF)

### C Electronic service address alias

We will use your electronic service address alias to communicate with your fund about ATO super payments.

---

**8 Status of SMSF** Australian superannuation fund **A** No  Yes  Fund benefit structure **B**  Code  
Does the fund trust deed allow acceptance of the Government's Super Co-contribution and Low Income Super Contribution? **C** No  Yes

---

**9 Was the fund wound up during the income year?**  
No  Yes  If yes, provide the date on which the fund was wound up Day / Month / Year Have all tax lodgment and payment obligations been met? **No**  **Yes**

---

**10 Exempt current pension income**

Did the fund pay an income stream to one or more members in the income year?

To claim a tax exemption for current pension income, you must pay at least the minimum benefit payment under the law. Record exempt current pension income at Label **A**.

**No**  Go to Section B: Income.

**Yes**  Exempt current pension income amount **A** \$

Which method did you use to calculate your exempt current pension income?

Segregated assets method **B**

Unsegregated assets method **C**  Was an actuarial certificate obtained? **D** Yes

Did the fund have any other income that was assessable?

**E** Yes  Go to Section B: Income.

**No**  Choosing 'No' means that you do not have any assessable income, including no-TFN quoted contributions. Go to Section C: Deductions and non-deductible expenses. (Do **not** complete Section B: Income.)

If you are entitled to claim any tax offsets, you can list these at Section D: Income tax calculation statement.

## Section B: Income

**Do not complete this section** if your fund was in **full** pension phase for the **entire year** and there was **no** other income that was assessable. If you are entitled to claim any tax offsets, you can record these at Section D: Income tax calculation statement.

### 11 Income

Did you have a capital gains tax (CGT) event during the year?

**G** No Yes

If the total capital loss or total capital gain is greater than \$10,000 complete and attach a *Capital gains tax (CGT) schedule 2017*.

Have you applied an exemption or rollover?

**M** No Yes

Code

Net capital gain **A** \$

Gross rent and other leasing and hiring income **B** \$

Gross interest **C** \$

Forestry managed investment scheme income **X** \$

Gross foreign income	Loss
<b>D1</b> \$	Net foreign income <b>D</b> \$

Australian franking credits from a New Zealand company **E** \$

Transfers from foreign funds **F** \$

Number

Gross payments where ABN not quoted **H** \$

Gross distribution from partnerships **I** \$

Loss

\*Unfranked dividend amount **J** \$

\*Franked dividend amount **K** \$

\*Dividend franking credit **L** \$

\*Gross trust distributions **M** \$

Code

#### Calculation of assessable contributions

Assessable employer contributions

**R1** \$

plus Assessable personal contributions

**R2** \$

plus \*\*No-TFN-quoted contributions

**R3** \$

(an amount must be included even if it is zero)

less Transfer of liability to life insurance company or PST

**R6** \$

**Assessable contributions**  
(**R1** plus **R2**  
plus **R3** less **R6**) **R**

#### Calculation of non-arm's length income

\*Net non-arm's length private company dividends

**U1** \$

plus \*Net non-arm's length trust distributions

**U2** \$

plus \*Net other non-arm's length income

**U3** \$

\*Other income **S** \$

\*Assessable income due to changed tax status of fund **T** \$

**Net non-arm's length income**  
(subject to 47% tax rate)  
(**U1** plus **U2** plus **U3**) **U** \$

Code

\*This is a mandatory label.

\*If an amount is entered at this label, check the instructions to ensure the correct tax treatment has been applied.

**GROSS INCOME** **W**  
(Sum of labels **A** to **U**)

Loss

Exempt current pension income **Y**

**TOTAL ASSESSABLE INCOME** **V**  
(**W** less **Y**)

Loss

## Section C: Deductions and non-deductible expenses

### 12 Deductions and non-deductible expenses

Under 'Deductions' list all expenses and allowances you are entitled to claim a deduction for. Under 'Non-deductible expenses', list all other expenses or normally allowable deductions that you cannot claim as a deduction (for example, all expenses related to exempt current pension income should be recorded in the 'Non-deductible expenses' column).

DEDUCTIONS		NON-DEDUCTIBLE EXPENSES	
Interest expenses within Australia	<b>A1 \$</b>		<b>A2 \$</b>
Interest expenses overseas	<b>B1 \$</b>		<b>B2 \$</b>
Capital works expenditure	<b>D1 \$</b>		<b>D2 \$</b>
Decline in value of depreciating assets	<b>E1 \$</b>		<b>E2 \$</b>
Insurance premiums – members	<b>F1 \$</b>		<b>F2 \$</b>
Death benefit increase	<b>G1 \$</b>		
SMSF auditor fee	<b>H1 \$</b>		<b>H2 \$</b>
Investment expenses	<b>I1 \$</b>		<b>I2 \$</b>
Management and administration expenses	<b>J1 \$</b>		<b>J2 \$</b>
Forestry managed investment scheme expense	<b>U1 \$</b>		<b>U2 \$</b>
Other amounts	<b>L1 \$</b>	Code	<b>L2 \$</b>
Tax losses deducted	<b>M1 \$</b>		
<b>TOTAL DEDUCTIONS</b> <b>N \$</b> (Total <b>A1</b> to <b>M1</b> )		<b>TOTAL NON-DEDUCTIBLE EXPENSES</b> <b>Y \$</b> (Total <b>A2</b> to <b>L2</b> )	
<b>#TAXABLE INCOME OR LOSS</b> <b>O \$</b> (TOTAL ASSESSABLE INCOME <i>less</i> TOTAL DEDUCTIONS)		Loss <input type="checkbox"/>	<b>TOTAL SMSF EXPENSES</b> <b>Z \$</b> (N <i>plus</i> Y)

#This is a mandatory label.

## Section D: Income tax calculation statement

### #Important:

Section B label **R3**, Section C label **O** and Section D labels **A, T1, J, T5** and **I** are mandatory. If you leave these labels blank, you will have specified a zero amount.

### 13 Calculation statement

Please refer to the *Self-managed superannuation fund annual return instructions 2017* on how to complete the calculation statement.

#Taxable income **A \$**  
*(an amount must be included even if it is zero)*

#Tax on taxable income **T1 \$**  
*(an amount must be included even if it is zero)*

#Tax on no-TFN-quoted contributions **J \$**  
*(an amount must be included even if it is zero)*

Gross tax **B \$**  
*(T1 plus J)*

Foreign income tax offset <b>C1 \$</b>	
Rebates and tax offsets <b>C2 \$</b>	Non-refundable non-carry forward tax offsets <b>C \$</b>
	<i>(C1 plus C2)</i>

SUBTOTAL 1  
**T2 \$**  
*(B less C – cannot be less than zero)*

Early stage venture capital limited partnership tax offset <b>D1 \$</b>	
Early stage investor tax offset <b>D2 \$</b>	Non-refundable carry forward tax offsets <b>D \$</b>
	<i>(D1 plus D2)</i>

SUBTOTAL 2  
**T3 \$**  
*(T2 less D – cannot be less than zero)*

Complying fund's franking credits tax offset <b>E1 \$</b>	
No-TFN tax offset <b>E2 \$</b>	
National rental affordability scheme tax offset <b>E3 \$</b>	
Exploration credit tax offset <b>E4 \$</b>	Refundable tax offsets <b>E \$</b>
	<i>(E1 plus E2 plus E3 plus E4)</i>

#TAX PAYABLE **T5 \$**  
*(T3 less E – cannot be less than zero)*

Section 102AAM interest charge  
**G \$**

Credit for interest on early payments – amount of interest	
<b>H1 \$</b>	
Credit for tax withheld – foreign resident withholding (excluding capital gains)	
<b>H2 \$</b>	
Credit for tax withheld – where ABN or TFN not quoted (non-individual)	
<b>H3 \$</b>	
Credit for TFN amounts withheld from payments from closely held trusts	
<b>H5 \$</b>	
Credit for interest on no-TFN tax offset	
<b>H6 \$</b>	
Credit for amounts withheld from foreign resident capital gains withholding	
<b>H8 \$</b>	
	<b>Eligible credits</b>
	<b>H \$</b>
	<i>(H1 plus H2 plus H3 plus H5 plus H6 plus H8)</i>

<b>#Tax offset refunds</b> (Remainder of refundable tax offsets)	<b>I \$</b>	<i>(unused amount from label E – an amount must be included even if it is zero)</i>
---	-------------	---

PAYG instalments raised

**K \$**

Supervisory levy

**L \$**

Supervisory levy adjustment for wound up funds

**M \$**

Supervisory levy adjustment for new funds

**N \$**

<b>AMOUNT DUE OR REFUNDABLE</b> A positive amount at <b>S</b> is what you owe, while a negative amount is refundable to you.	<b>S \$</b>	<i>(T5 plus G less H less I less K plus L less M plus N)</i>
---	-------------	--

#This is a mandatory label.

## Section E: Losses

### 14 Losses

**!** If total loss is greater than \$100,000, complete and attach a *Losses schedule 2017*.

Tax losses carried forward to later income years **U \$**  
 Net capital losses carried forward to later income years **V \$**



## Section F: Member information

**!** In Section F report all current members in the fund at 30 June.  
Use Section G to report any former members or deceased members who held an interest in the fund at any time during the income year.

### MEMBER 1

Title: Mr Mrs Miss Ms Other

Family name

First given name

Other given names

### Member's TFN

See the Privacy note in the Declaration.

Date of birth  /  /   
Day Month Year

### Contributions

**!** Refer to instructions for completing these labels.

OPENING ACCOUNT BALANCE \$

Employer contributions **A** \$

ABN of principal employer **A1**

Personal contributions **B** \$

CGT small business retirement exemption **C** \$

CGT small business 15-year exemption amount **D** \$

Personal injury election **E** \$

Spouse and child contributions **F** \$

Other third party contributions **G** \$

Assessable foreign superannuation fund amount **I** \$

Non-assessable foreign superannuation fund amount **J** \$

Transfer from reserve: assessable amount **K** \$

Transfer from reserve: non-assessable amount **L** \$

Contributions from non-complying funds and previously non-complying funds **T** \$

Any other contributions (including Super Co-contributions and Low Income Super Contributions) **M** \$

**TOTAL CONTRIBUTIONS N** \$

### Other transactions

Allocated earnings or losses **O** \$

Loss

Inward rollovers and transfers **P** \$

Outward rollovers and transfers **Q** \$

Lump Sum payment **R1** \$

Code

Income stream payment **R2** \$

Code

CLOSING ACCOUNT BALANCE **S** \$

**!** In Section F report all current members in the fund at 30 June.  
Use Section G to report any former members or deceased members who held an interest in the fund at any time during the income year.

**MEMBER 2**

Title: Mr Mrs Miss Ms Other

Family name

First given name

Other given names

**Member's TFN**

See the Privacy note in the Declaration.

Date of birth

Day / Month / Year

**Contributions**

**!** Refer to instructions for completing these labels.

OPENING ACCOUNT BALANCE \$

Employer contributions **A \$**

ABN of principal employer **A1**

Personal contributions **B \$**

CGT small business retirement exemption **C \$**

CGT small business 15-year exemption amount **D \$**

Personal injury election **E \$**

Spouse and child contributions **F \$**

Other third party contributions **G \$**

Assessable foreign superannuation fund amount **I \$**

Non-assessable foreign superannuation fund amount **J \$**

Transfer from reserve: assessable amount **K \$**

Transfer from reserve: non-assessable amount **L \$**

Contributions from non-complying funds and previously non-complying funds **T \$**

Any other contributions (including Super Co-contributions and Low Income Super Contributions) **M \$**

**TOTAL CONTRIBUTIONS N \$**

**Other transactions**

Allocated earnings or losses **O \$**

Loss

Inward rollovers and transfers **P \$**

Outward rollovers and transfers **Q \$**

Lump Sum payment **R1 \$**

Code

Income stream payment **R2 \$**

Code

CLOSING ACCOUNT BALANCE **S \$**

**Sensitive** (when completed)

## Section H: Assets and liabilities

### 15 ASSETS

15a Australian managed investments	Listed trusts	<b>A \$</b>
	Unlisted trusts	<b>B \$</b>
	Insurance policy	<b>C \$</b>
	Other managed investments	<b>D \$</b>

15b Australian direct investments	Cash and term deposits	<b>E \$</b>	
	<b>Limited recourse borrowing arrangements</b>	Debt securities	<b>F \$</b>
		Loans	<b>G \$</b>
		Listed shares	<b>H \$</b>
		Unlisted shares	<b>I \$</b>
		Limited recourse borrowing arrangements	<b>J \$</b>
		Other assets	<b>O \$</b>
	Australian residential real property	<b>J1 \$</b>	
	Australian non-residential real property	<b>J2 \$</b>	
	Overseas real property	<b>J3 \$</b>	
	Australian shares	<b>J4 \$</b>	
	Overseas shares	<b>J5 \$</b>	
Other	<b>J6 \$</b>		
Non-residential real property	<b>K \$</b>		
Residential real property	<b>L \$</b>		
Collectables and personal use assets	<b>M \$</b>		

15c Overseas direct investments	Overseas shares	<b>P \$</b>
	Overseas non-residential real property	<b>Q \$</b>
	Overseas residential real property	<b>R \$</b>
	Overseas managed investments	<b>S \$</b>
	Other overseas assets	<b>T \$</b>
	<b>TOTAL AUSTRALIAN AND OVERSEAS ASSETS</b>	
(Sum of labels <b>A</b> to <b>T</b> )		

15d In-house assets	Did the fund have a loan to, lease to or investment in, related parties (known as in-house assets) at the end of the income year?	<b>A</b>	No	Yes	\$
---------------------	---	----------	----	-----	----

15e Limited recourse borrowing arrangements	If the fund had an LRBA were the LRBA borrowings from a licensed financial institution?	<b>A</b>	No	Yes
	Did the members or related parties of the fund use personal guarantees or other security for the LRBA?	<b>B</b>	No	Yes

**16 LIABILITIES**

Borrowings for limited recourse borrowing arrangements	
<b>V1 \$</b>	
Permissible temporary borrowings	
<b>V2 \$</b>	
Other borrowings	
<b>V3 \$</b>	Borrowings <b>V \$</b>
Total member closing account balances (total of all <b>CLOSING ACCOUNT BALANCE</b> s from Sections F and G) <b>W \$</b>	
	Reserve accounts <b>X \$</b>
	Other liabilities <b>Y \$</b>
<b>TOTAL LIABILITIES Z \$</b>	

---

**Section I: Taxation of financial arrangements**

**17 Taxation of financial arrangements (TOFA)**

Total TOFA gains **H \$**

Total TOFA losses **I \$**

---

**Section J: Other information**

**Family trust election status**

If the trust or fund has made, or is making, a family trust election, write the four-digit **income year specified** of the election (for example, for the 2016–17 income year, write **2017**). **A**

If revoking or varying a family trust election, print **R** for revoke or print **V** for variation, and complete and attach the *Family trust election, revocation or variation 2017*. **B**

**Interposed entity election status**

If the trust or fund has an existing election, write the earliest income year specified. If the trust or fund is making one or more elections this year, write the earliest income year being specified and complete an *Interposed entity election or revocation 2017* for each election. **C**

If revoking an interposed entity election, print **R**, and complete and attach the *Interposed entity election or revocation 2017*. **D**

## Section K: Declarations

 Penalties may be imposed for false or misleading information in addition to penalties relating to any tax shortfalls.

### Important

Before making this declaration check to ensure that all income has been disclosed and the annual return, all attached schedules and any additional documents are true and correct in every detail. If you leave labels blank, you will have specified a zero amount or the label was not applicable to you. If you are in doubt about any aspect of the annual return, place all the facts before the ATO.

### Privacy

The ATO is authorised by the *Taxation Administration Act 1953* to request the provision of tax file numbers (TFNs). We will use the TFN to identify the entity in our records. It is not an offence not to provide the TFN. However if you do not provide the TFN, the processing of this form may be delayed.

Taxation law authorises the ATO to collect information and disclose it to other government agencies. For information about your privacy go to [ato.gov.au/privacy](http://ato.gov.au/privacy)

### TRUSTEE'S OR DIRECTOR'S DECLARATION:

I declare that current trustees and directors have authorised this annual return and it is documented as such in the SMSF's records. I have received the audit report and I am aware of any matters raised. I declare that the information on this annual return, including any attached schedules and additional documentation is true and correct. I also authorise the ATO to make any tax refunds to the nominated bank account (if applicable).

Authorised trustee's, director's or public officer's signature

Date      Day      /      Month      /      Year

### Preferred trustee or director contact details:

Title:    Mr      Mrs      Miss      Ms      Other

Family name

First given name

Other given names

Phone number

Email address

Non-individual trustee name (if applicable)

ABN of non-individual trustee

Time taken to prepare and complete this annual return      Hrs

 The Commissioner of Taxation, as Registrar of the Australian Business Register, may use the ABN and business details which you provide on this annual return to maintain the integrity of the register. For further information, refer to the instructions.

### TAX AGENT'S DECLARATION:

I declare that the *Self-managed superannuation fund annual return 2017* has been prepared in accordance with information provided by the trustees, that the trustees have given me a declaration stating that the information provided to me is true and correct, and that the trustees have authorised me to lodge this annual return.

Tax agent's signature

Date      Day      /      Month      /      Year

### Tax agent's contact details

Title:    Mr      Mrs      Miss      Ms      Other

Family name

First given name

Other given names

Tax agent's practice

Tax agent's phone number

Reference number

Tax agent number

 Postal address for annual returns: **Australian Taxation Office, GPO Box 9845, IN YOUR CAPITAL CITY**

## DODDS FAMILY SUPERANNUATION FUND

# Minutes of a meeting of the Director(s)

held on \_\_\_\_\_ at

---

<b>PRESENT:</b>	Desmond Dodds and Christina Dodds
<b>MINUTES:</b>	The Chair reported that the minutes of the previous meeting had been signed as a true record.
<b>FINANCIAL STATEMENTS OF SUPERANNUATION FUND:</b>	<p>It was resolved that the financial statements would be prepared as special purpose financial statements as, in the opinion of the trustee(s), the superannuation fund is a non-reporting entity and therefore is not required to comply with all Australian Accounting Standards.</p> <p>The Chair tabled the financial statements and notes to the financial statements of the superannuation fund in respect of the year ended 30 June 2017 and it was resolved that such statements be and are hereby adopted as tabled.</p>
<b>TRUSTEE'S DECLARATION:</b>	It was resolved that the trustee's declaration of the superannuation fund be signed.
<b>ANNUAL RETURN:</b>	Being satisfied that the fund had complied with the requirements of the Superannuation Industry (Supervision) Act 1993 (SISA) and Regulations during the year ended 30 June 2017, it was resolved that the annual return be approved, signed and lodged with the Australian Taxation Office.
<b>TRUST DEED:</b>	The Chair tabled advice received from the fund's legal adviser confirming that the fund's trust deed is consistent with all relevant superannuation and trust law.
<b>INVESTMENT STRATEGY:</b>	The allocation of the fund's assets and the fund's investment performance over this financial year were reviewed and found to be within the acceptable ranges outlined in the investment strategy. After considering the risk, rate of return and liquidity of the investments and the ability of the fund to discharge its existing liabilities, it was resolved that the investment strategy continues to reflect the purposes and circumstances of the fund and its members. Accordingly, no changes in the investment strategy were required.
<b>INSURANCE COVER:</b>	The trustee(s) reviewed the current life and total and permanent disability insurance coverage on offer to the members and resolved that the current insurance arrangements were appropriate for the fund.
<b>ALLOCATION OF INCOME:</b>	It was resolved that the income of the fund would be allocated to the members based on their average daily balance (an alternative allocation basis may be percentage of opening balance).
<b>INVESTMENT ACQUISITIONS:</b>	It was resolved to ratify the investment acquisitions throughout the financial year ended 30 June 2017.
<b>INVESTMENT DISPOSALS:</b>	It was resolved to ratify the investment disposals throughout the financial year ended 30 June 2017.
<b>AUDITORS:</b>	<p>It was resolved that</p> <p>Tony Boys</p> <p>of</p> <p>PO BOX 3376, RUNDLE MALL, South Australia 5000</p> <p>act as auditors of the Fund for the next financial year.</p>
<b>TAX AGENTS:</b>	It was resolved that

**DODDS FAMILY SUPERANNUATION FUND**

**Minutes of a meeting of the Director(s)**

held on \_\_\_\_\_ at

---

Paul Money Partners

act as tax agents of the Fund for the next financial year.

**TRUSTEE STATUS:**

Each of the trustee(s) confirmed that they are qualified to act as trustee(s) of the fund and that they are not disqualified persons as defined by s 120 of the SISA.

**CONTRIBUTIONS RECEIVED:**

It was resolved that the contributions during the year be allocated to members on the basis of the schedule provided by the principal Fund employer.

**ACCEPTANCE OF ROLLOVERS:**

The trustee has ensured that any rollover made to the Fund, meets the requirements of the Fund's deed and does not breach the superannuation laws in relation to:

1. making rollover between Funds; and,
2. breaching the Fund or the member investment strategy.

The trustee has reviewed the rollover and received advice that the rollover is in accordance with the Trust Deed and the rules of the Fund and the superannuation laws. As such the trustee has resolved to accept the rollover on behalf of the member.

**PAYMENT OF BENEFITS:**

The trustee has ensured that any payment of benefits made from the Fund, meets the requirements of the Fund's deed and does not breach the superannuation laws in relation to:

1. making payments to members; and,
2. breaching the Fund or the member investment strategy.

The trustee has reviewed the payment of the benefit and received advice that the transfer is in accordance with the Deed and the superannuation laws. As such the trustee has resolved to allow the payment of the benefits on behalf of the member.

**CLOSURE:**

All resolutions for this meeting were made in accordance with the SISA and Regulations.

There being no further business the meeting then closed.

Signed as a true record –

.....

Desmond Dodds

Chairperson