
Financial statements and reports for the year ended
30 June 2016

DODDS FAMILY SUPERANNUATION FUND

Prepared for: Cantley Park Nominees Pty Ltd

Reports Index

Statement of Financial Position

Operating Statement

Detailed Operating Statement

Members Statement

Notes to the Financial Statements

Statement Of Taxable Income

Investment Summary

Investment Summary with Market Movement

Investment Income

Trustees Declaration

Trustee Minute / Resolution

Pension Summary Report

DODDS FAMILY SUPERANNUATION FUND
Statement of Financial Position

As at 30 June 2016

	Note	2016 \$	2015 \$
Assets			
Investments			
Managed Investments (Australian)	2	81,014.23	69,568.67
Shares in Listed Companies (Australian)	3	796,043.60	842,054.09
Shares in Listed Companies (Overseas)	4	119,252.81	102,975.74
Total Investments		<u>996,310.64</u>	<u>1,014,598.50</u>
Other Assets			
Distributions Receivable		0.00	800.41
Cash at bank - AUD Cash		2,944.34	2,435.48
Cash at bank - Euro		0.00	116.89
Cash at bank - British Pound		0.00	339.41
Cash at bank - Swiss Franc		0.00	120.84
Cash at bank - US Dollar		13,323.04	13,560.34
Dividends Receivable		0.00	205.42
Cash at Bank (NAB #1394)		23.74	258.50
Cash at bank (NAB #1423)		131,156.21	130,400.59
Term Deposit - NAB		336,674.88	326,403.00
Income Tax Refundable		12,664.85	6,193.98
Total Other Assets		<u>496,787.06</u>	<u>480,834.86</u>
Total Assets		<u>1,493,097.70</u>	<u>1,495,433.36</u>
Net assets available to pay benefits		<u>1,493,097.70</u>	<u>1,495,433.36</u>
Represented by:			
Liability for accrued benefits allocated to members' accounts			
	5, 6		
Dodds, Desmond - Pension (Transition to Retirement Pension)		530,204.46	564,099.19
Dodds, Desmond - Accumulation		691,312.78	644,490.89
Dodds, Christina - Pension (Account Based Pension)		0.00	285,235.62
Dodds, Christina - Pension (Transition to Retirement Pension)		0.00	1,607.63
Dodds, Christina - Pension (Account Based Pension 2)		271,580.46	0.00
Total Liability for accrued benefits allocated to members' accounts		<u>1,493,097.70</u>	<u>1,495,433.33</u>

DODDS FAMILY SUPERANNUATION FUND**Operating Statement**

For the year ended 30 June 2016

	Note	2016	2015
		\$	\$
Income			
Investment Income			
Trust Distributions	9	2,843.74	0.00
Dividends Received	8	41,917.08	0.00
Interest Received		11,891.93	0.00
Contribution Income			
Personal Concessional		35,000.00	0.00
Other Income			
Foreign Exchange Gain		844.87	0.00
Total Income		<u>92,497.62</u>	<u>0.00</u>
Expenses			
Accountancy Fees		3,927.00	0.00
Bank Charges		120.00	0.00
Management fees		2,034.19	0.00
Member Payments			
Pensions Paid		75,000.00	0.00
Investment Losses			
Changes in Market Movement	10	20,222.93	0.00
Total Expenses		<u>101,304.12</u>	<u>0.00</u>
Benefits accrued as a result of operations before income tax			
		<u>(8,806.50)</u>	<u>0.00</u>
Income Tax Expense	11	(6,470.87)	0.00
Benefits accrued as a result of operations		<u>(2,335.63)</u>	<u>0.00</u>

DODDS FAMILY SUPERANNUATION FUND
Detailed Operating Statement

For the year ended 30 June 2016

	2016	2015
	\$	\$
Income		
Investment Income		
Trust Distributions		
Australian Foundation Investment Company Limited	2,843.74	0.00
	<u>2,843.74</u>	<u>0.00</u>
Dividends Received		
3M Company	190.72	0.00
Accenture plc	58.64	0.00
Adelaide Brighton Limited	3,564.00	0.00
ASX Limited	3,029.52	0.00
Aurizon Holdings Limited	2,772.00	0.00
BHP Billiton Limited	1,824.96	0.00
Bunzl Plc	58.64	0.00
Commonwealth Bank Of Australia.	2,126.50	0.00
Commonwealth Bank Of Australia.	4,116.00	0.00
Compass Group Plc	175.94	0.00
Djerriwarrh Investments Limited	2,990.00	0.00
Ecolab Inc.	68.11	0.00
Experian Plc	62.95	0.00
GEA Group AG Inhaber-Aktien o.N.	187.86	0.00
Illinois Tool Works Inc.	162.11	0.00
L'Oreal	52.24	0.00
National Australia Bank Limited	951.76	0.00
National Australia Bank Limited	1,940.40	0.00
Nestle N	153.32	0.00
Nordson Corporation	84.43	0.00
Omnicom Group Inc.	192.88	0.00
Relx PLC ORD	245.27	0.00
W.W. Grainger, Inc.	75.47	0.00
Wesfarmers Limited	4,914.66	0.00
Westpac Banking Corporation	2,478.37	0.00
Westpac Banking Corporation	4,305.20	0.00
Woodside Petroleum Limited	3,023.93	0.00
Woolworths Limited	2,111.20	0.00
	<u>41,917.08</u>	<u>0.00</u>
Interest Received		
Cash at bank (NAB #1423)	1,575.62	0.00
Cash at bank - AUD Cash	44.43	0.00
Term Deposit - NAB	10,271.88	0.00
	<u>11,891.93</u>	<u>0.00</u>
Contribution Income		
Personal Contributions - Concessional		
Desmond Dodds	35,000.00	0.00
	<u>35,000.00</u>	<u>0.00</u>
Other Income		
Foreign Exchange Gain	844.87	0.00
	<u>844.87</u>	<u>0.00</u>
Total Income	<u>92,497.62</u>	<u>0.00</u>
Expenses		

DODDS FAMILY SUPERANNUATION FUND
Detailed Operating Statement

For the year ended 30 June 2016

	2016	2015
	\$	\$
Accountancy Fees	3,927.00	0.00
Bank Charges	120.00	0.00
Management fees	2,034.19	0.00
	<u>6,081.19</u>	<u>0.00</u>
Member Payments		
Pensions Paid		
Dodds, Desmond - Pension (Transition to Retirement Pension)	51,000.00	0.00
Dodds, Margaret - Pension (Account Based Pension)	24,000.00	0.00
	<u>75,000.00</u>	<u>0.00</u>
Investment Losses		
Realised Movements in Market Value		
Shares in Listed Companies (Overseas)		
3M Company	(752.51)	0.00
Bunzl Plc	26.23	0.00
Ecolab Inc.	(535.00)	0.00
Fiserv, Inc.	(2,809.66)	0.00
L'Oreal	(797.26)	0.00
Legrand	(1,089.04)	0.00
Nestle N	(261.26)	0.00
Omnicom Group Inc.	(263.63)	0.00
Praxair, Inc.	(199.36)	0.00
Relx PLC ORD	(543.10)	0.00
W.W. Grainger, Inc.	431.88	0.00
	<u>(6,792.70)</u>	<u>0.00</u>
Unrealised Movements in Market Value		
Managed Investments (Australian)		
Evans & Partners Int'l Hedged	(11,445.56)	0.00
	<u>(11,445.56)</u>	<u>0.00</u>
Shares in Listed Companies (Australian)		
Adelaide Brighton Limited	(16,632.00)	0.00
ASX Limited	(9,141.60)	0.00
Aurizon Holdings Limited	3,410.00	0.00
Australian Foundation Investment Company Limited	3,412.50	0.00
BHP Billiton Limited	14,044.80	0.00
Commonwealth Bank Of Australia.	(145.00)	0.00
Commonwealth Bank Of Australia.	10,329.60	0.00
Cybg Plc	(39.20)	0.00
Djerriwarrh Investments Limited	7,015.00	0.00
National Australia Bank Limited	(144.25)	0.00
National Australia Bank Limited	6,739.95	0.00
Wesfarmers Limited	(2,603.31)	0.00
Westpac Banking Corporation	(279.50)	0.00
Westpac Banking Corporation	4,290.00	0.00
Woodside Petroleum Limited	14,706.10	0.00
Woolworths Limited	11,047.40	0.00
	<u>46,010.49</u>	<u>0.00</u>
Shares in Listed Companies (Overseas)		
3M Company	(353.04)	0.00
Accenture plc	(446.28)	0.00
Bunzl Plc	(757.85)	0.00
Compass Group Plc	(1,730.36)	0.00

DODDS FAMILY SUPERANNUATION FUND**Detailed Operating Statement**

For the year ended 30 June 2016

	2016	2015
	\$	\$
Ecolab Inc.	(356.88)	0.00
Experian Plc	(882.73)	0.00
Fiserv, Inc.	2,115.94	0.00
GEA Group AG Inhaber-Aktien o.N.	(901.68)	0.00
Illinois Tool Works Inc.	(1,777.88)	0.00
L'Oreal	225.16	0.00
Legrand	836.17	0.00
Nestle N	(520.48)	0.00
Nordson Corporation	(1,058.92)	0.00
Omnicom Group Inc.	(1,886.11)	0.00
Praxair, Inc.	409.47	0.00
Relx PLC ORD	(1,100.28)	0.00
W.W. Grainger, Inc.	636.47	0.00
	<u>(7,549.28)</u>	<u>0.00</u>
Other Investment Gains/Losses	(0.02)	0.00
Total Market Movement	<u>20,222.93</u>	<u>0.00</u>
Total Expenses	<u>101,304.12</u>	<u>0.00</u>
Benefits accrued as a result of operations before income tax	<u>(8,806.50)</u>	<u>0.00</u>
Income Tax Expense		
Income Tax Expense	(6,470.87)	0.00
Total Income Tax	<u>(6,470.87)</u>	<u>0.00</u>
Benefits accrued as a result of operations	<u>(2,335.63)</u>	<u>0.00</u>

Members Statement

Desmond Dodds
 91 LEOPOLD ST
 SOUTH YARRA, Victoria, 3141, Australia

Your Details

Date of Birth : 29/02/1948
 Age: 68
 Tax File Number: Provided
 Date Joined Fund: 01/07/2000
 Service Period Start Date: 01/07/1990
 Date Left Fund:
 Member Code: DODDES00002P
 Account Start Date 01/07/2000
 Account Type: Pension
 Account Description: Transition to Retirement

Nominated Beneficiaries N/A
 Vested Benefits 530,204.46
 Total Death Benefit 530,204.46

Your Balance

Total Benefits 530,204.46

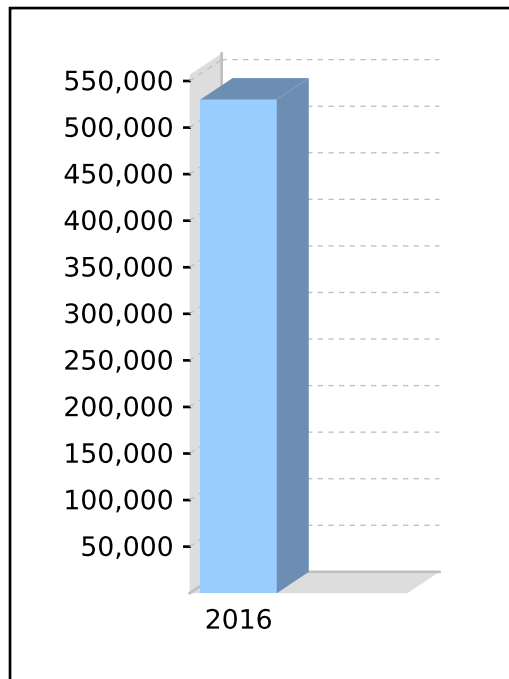
Preservation Components

Preserved

Unrestricted Non Preserved 530,204.46
 Restricted Non Preserved

Tax Components

Tax Free (0.00%)
 Taxable 530,204.46



Your Detailed Account Summary

	This Year
Opening balance at 01/07/2015	564,099.19
<u>Increases to Member account during the period</u>	
Employer Contributions	
Personal Contributions (Concessional)	
Personal Contributions (Non Concessional)	
Government Co-Contributions	
Other Contributions	
Proceeds of Insurance Policies	
Transfers In	
Net Earnings	17,105.27
Internal Transfer In	
<u>Decreases to Member account during the period</u>	
Pensions Paid	51,000.00
Contributions Tax	
Income Tax	
No TFN Excess Contributions Tax	
Excess Contributions Tax	
Refund Excess Contributions	
Division 293 Tax	
Insurance Policy Premiums Paid	
Management Fees	
Member Expenses	
Benefits Paid/Transfers Out	
Superannuation Surcharge Tax	
Internal Transfer Out	
Closing balance at 30/06/2016	530,204.46

Members Statement

Trustee's Disclaimer

This statement has been prepared by the Trustee for the member whose name appears at the top of this statement. Every effort has been made by the Trustee to ensure the accuracy and completeness of this Statement. The Trustee does not accept any liability for any error, omission or misprint. All amounts shown in relation to benefits do not take into account any amounts which may be withheld to satisfy the requirements imposed by the Income Tax Assessment Act 1936.

Signed by all the trustees of the fund

Desmond Dodds
Director

Christina Margaret Dodds
Director

Members Statement

Desmond Dodds
 91 LEOPOLD ST
 SOUTH YARRA, Victoria, 3141, Australia

Your Details

Date of Birth : 29/02/1948
 Age: 68
 Tax File Number: Provided
 Date Joined Fund: 01/07/2000
 Service Period Start Date: 01/07/2000
 Date Left Fund:
 Member Code: DODDES00003A
 Account Start Date 01/07/2000
 Account Type: Accumulation
 Account Description: Accumulation

Nominated Beneficiaries N/A
 Vested Benefits 691,312.78
 Total Death Benefit 691,312.78

Your Balance

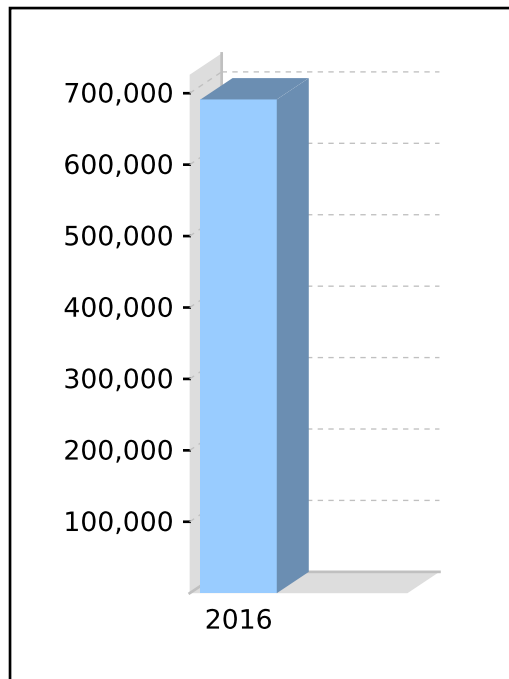
Total Benefits 691,312.78

Preservation Components

Preserved 639,976.89
 Unrestricted Non Preserved 50,007.89
 Restricted Non Preserved 1,328.00

Tax Components

Tax Free 185,002.00
 Taxable 506,310.78



Your Detailed Account Summary

	This Year
Opening balance at 01/07/2015	644,490.89
<u>Increases to Member account during the period</u>	
Employer Contributions	
Personal Contributions (Concessional)	35,000.00
Personal Contributions (Non Concessional)	
Government Co-Contributions	
Other Contributions	
Proceeds of Insurance Policies	
Transfers In	
Net Earnings	21,899.94
Internal Transfer In	
<u>Decreases to Member account during the period</u>	
Pensions Paid	
Contributions Tax	5,250.00
Income Tax	4,828.05
No TFN Excess Contributions Tax	
Excess Contributions Tax	
Refund Excess Contributions	
Division 293 Tax	
Insurance Policy Premiums Paid	
Management Fees	
Member Expenses	
Benefits Paid/Transfers Out	
Superannuation Surcharge Tax	
Internal Transfer Out	
Closing balance at 30/06/2016	691,312.78

Members Statement

Trustee's Disclaimer

This statement has been prepared by the Trustee for the member whose name appears at the top of this statement. Every effort has been made by the Trustee to ensure the accuracy and completeness of this Statement. The Trustee does not accept any liability for any error, omission or misprint. All amounts shown in relation to benefits do not take into account any amounts which may be withheld to satisfy the requirements imposed by the Income Tax Assessment Act 1936.

Signed by all the trustees of the fund

Desmond Dodds
Director

Christina Margaret Dodds
Director

Members Statement

Christina Margaret Dodds
 91 LEOPOLD ST
 SOUTH YARRA, Victoria, 3141, Australia

Your Details

Date of Birth : 19/03/1947
 Age: 69
 Tax File Number: Provided
 Date Joined Fund: 01/07/2009
 Service Period Start Date: 01/07/2009
 Date Left Fund: 30/06/2016
 Member Code: DODMAR00002P
 Account Start Date: 01/07/2009
 Account Type: Pension
 Account Description: Account Based Pension

Nominated Beneficiaries N/A
 Vested Benefits
 Total Death Benefit

Your Balance

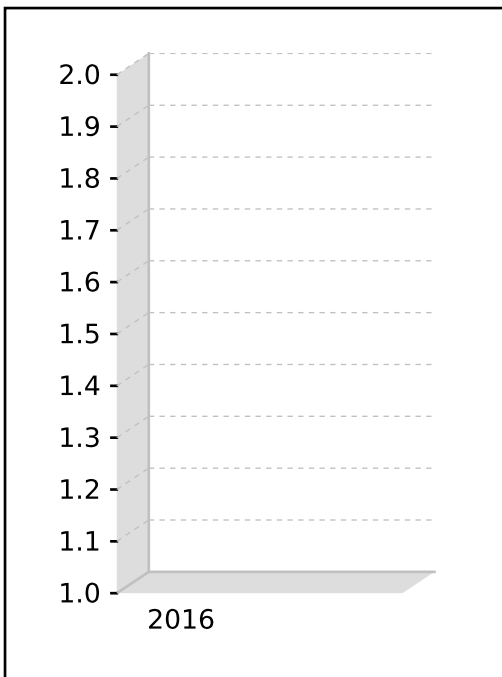
Total Benefits

Preservation Components

Preserved
 Unrestricted Non Preserved
 Restricted Non Preserved

Tax Components

Tax Free (62.36%)
 Taxable



Your Detailed Account Summary

	This Year
Opening balance at 01/07/2015	285,235.62
<u>Increases to Member account during the period</u>	
Employer Contributions	
Personal Contributions (Concessional)	
Personal Contributions (Non Concessional)	
Government Co-Contributions	
Other Contributions	
Proceeds of Insurance Policies	
Transfers In	
Net Earnings	2,435.84
Internal Transfer In	
<u>Decreases to Member account during the period</u>	
Pensions Paid	24,000.00
Contributions Tax	
Income Tax	
No TFN Excess Contributions Tax	
Excess Contributions Tax	
Refund Excess Contributions	
Division 293 Tax	
Insurance Policy Premiums Paid	
Management Fees	
Member Expenses	
Benefits Paid/Transfers Out	
Superannuation Surcharge Tax	
Internal Transfer Out	263,671.46
Closing balance at 30/06/2016	0.00

Members Statement

Trustee's Disclaimer

This statement has been prepared by the Trustee for the member whose name appears at the top of this statement. Every effort has been made by the Trustee to ensure the accuracy and completeness of this Statement. The Trustee does not accept any liability for any error, omission or misprint. All amounts shown in relation to benefits do not take into account any amounts which may be withheld to satisfy the requirements imposed by the Income Tax Assessment Act 1936.

Signed by all the trustees of the fund

Desmond Dodds
Director

Christina Margaret Dodds
Director

Members Statement

Christina Margaret Dodds
 91 LEOPOLD ST
 SOUTH YARRA, Victoria, 3141, Australia

Your Details

Date of Birth : 19/03/1947
 Age: 69
 Tax File Number: Provided
 Date Joined Fund: 01/07/2009
 Service Period Start Date: 01/07/2009
 Date Left Fund:
 Member Code: DODCHR00001A
 Account Start Date 01/07/2009
 Account Type: Accumulation
 Account Description: Accumulation

Nominated Beneficiaries N/A
 Vested Benefits
 Total Death Benefit

Your Balance


Total Benefits

Preservation Components

Preserved
 Unrestricted Non Preserved
 Restricted Non Preserved

Tax Components

Tax Free
 Taxable



Your Detailed Account Summary

This Year

Opening balance at 01/07/2015	
<u>Increases to Member account during the period</u>	
Employer Contributions	
Personal Contributions (Concessional)	
Personal Contributions (Non Concessional)	
Government Co-Contributions	
Other Contributions	
Proceeds of Insurance Policies	
Transfers In	
Net Earnings	
Internal Transfer In	265,293.44
<u>Decreases to Member account during the period</u>	
Pensions Paid	
Contributions Tax	
Income Tax	
No TFN Excess Contributions Tax	
Excess Contributions Tax	
Refund Excess Contributions	
Division 293 Tax	
Insurance Policy Premiums Paid	
Management Fees	
Member Expenses	
Benefits Paid/Transfers Out	
Superannuation Surcharge Tax	
Internal Transfer Out	265,293.44
Closing balance at 30/06/2016	0.00

Members Statement

Trustee's Disclaimer

This statement has been prepared by the Trustee for the member whose name appears at the top of this statement. Every effort has been made by the Trustee to ensure the accuracy and completeness of this Statement. The Trustee does not accept any liability for any error, omission or misprint. All amounts shown in relation to benefits do not take into account any amounts which may be withheld to satisfy the requirements imposed by the Income Tax Assessment Act 1936.

Signed by all the trustees of the fund

Desmond Dodds
Director

Christina Margaret Dodds
Director

Members Statement

Christina Margaret Dodds
 91 LEOPOLD ST
 SOUTH YARRA, Victoria, 3141, Australia

Your Details

Date of Birth : 19/03/1947
 Age: 69
 Tax File Number: Provided
 Date Joined Fund: 01/07/2009
 Service Period Start Date: 01/07/2009
 Date Left Fund: 30/06/2016
 Member Code: DODCHR00002P
 Account Start Date: 01/07/2009
 Account Type: Pension
 Account Description: Transition to Retirement

Nominated Beneficiaries N/A
 Vested Benefits
 Total Death Benefit

Your Balance


Total Benefits

Preservation Components

Preserved
 Unrestricted Non Preserved
 Restricted Non Preserved

Tax Components

Tax Free (0.00%)
 Taxable



Your Detailed Account Summary

	This Year
Opening balance at 01/07/2015	1,607.63
<u>Increases to Member account during the period</u>	
Employer Contributions	
Personal Contributions (Concessional)	
Personal Contributions (Non Concessional)	
Government Co-Contributions	
Other Contributions	
Proceeds of Insurance Policies	
Transfers In	
Net Earnings	14.35
Internal Transfer In	
<u>Decreases to Member account during the period</u>	
Pensions Paid	
Contributions Tax	
Income Tax	
No TFN Excess Contributions Tax	
Excess Contributions Tax	
Refund Excess Contributions	
Division 293 Tax	
Insurance Policy Premiums Paid	
Management Fees	
Member Expenses	
Benefits Paid/Transfers Out	
Superannuation Surcharge Tax	
Internal Transfer Out	1,621.98
Closing balance at 30/06/2016	0.00

Members Statement

Trustee's Disclaimer

This statement has been prepared by the Trustee for the member whose name appears at the top of this statement. Every effort has been made by the Trustee to ensure the accuracy and completeness of this Statement. The Trustee does not accept any liability for any error, omission or misprint. All amounts shown in relation to benefits do not take into account any amounts which may be withheld to satisfy the requirements imposed by the Income Tax Assessment Act 1936.

Signed by all the trustees of the fund

Desmond Dodds
Director

Christina Margaret Dodds
Director

Members Statement

Christina Margaret Dodds
 91 LEOPOLD ST
 SOUTH YARRA, Victoria, 3141, Australia

Your Details

Date of Birth : 19/03/1947
 Age: 69
 Tax File Number: Provided
 Date Joined Fund: 01/07/2009
 Service Period Start Date: 01/07/2009
 Date Left Fund:
 Member Code: DODCHR00003P
 Account Start Date 30/06/2016
 Account Type: Pension
 Account Description: Account Based Pension

Nominated Beneficiaries N/A
 Vested Benefits 271,580.46
 Total Death Benefit 271,580.46

Your Balance

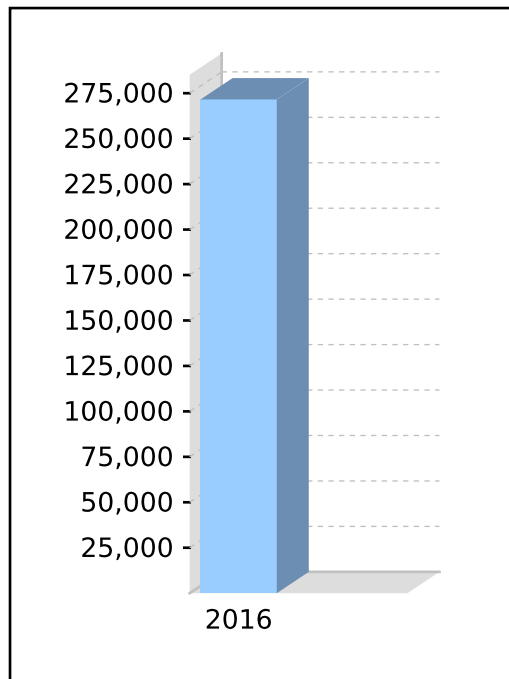
Total Benefits 271,580.46

Preservation Components

Preserved
 Unrestricted Non Preserved 271,580.46
 Restricted Non Preserved

Tax Components

Tax Free (61.98%) 168,322.34
 Taxable 103,258.12



Your Detailed Account Summary

This Year

Opening balance at 01/07/2015

Increases to Member account during the period

Employer Contributions
 Personal Contributions (Concessional)
 Personal Contributions (Non Concessional)
 Government Co-Contributions
 Other Contributions
 Proceeds of Insurance Policies
 Transfers In
 Net Earnings 6,287.02
 Internal Transfer In 265,293.44

Decreases to Member account during the period

Pensions Paid
 Contributions Tax
 Income Tax
 No TFN Excess Contributions Tax
 Excess Contributions Tax
 Refund Excess Contributions
 Division 293 Tax
 Insurance Policy Premiums Paid
 Management Fees
 Member Expenses
 Benefits Paid/Transfers Out
 Superannuation Surcharge Tax
 Internal Transfer Out

Closing balance at 30/06/2016 271,580.46

Members Statement

Trustee's Disclaimer

This statement has been prepared by the Trustee for the member whose name appears at the top of this statement. Every effort has been made by the Trustee to ensure the accuracy and completeness of this Statement. The Trustee does not accept any liability for any error, omission or misprint. All amounts shown in relation to benefits do not take into account any amounts which may be withheld to satisfy the requirements imposed by the Income Tax Assessment Act 1936.

Signed by all the trustees of the fund

Desmond Dodds
Director

Christina Margaret Dodds
Director

DODDS FAMILY SUPERANNUATION FUND

Notes to the Financial Statements

For the year ended 30 June 2016

Note 1: Summary of Significant Accounting Policies

The trustees have prepared the financial statements on the basis that the superannuation fund is a non-reporting entity because there are no users dependent on general purpose financial statements. The financial statements are therefore special purpose financial statements that have been prepared in order to meet the requirements of the Superannuation Industry (Supervision) Act 1993 and associated Regulations, the trust deed of the fund and the needs of members.

The financial statements have been prepared on a cash basis and are based on historical costs, except for investments which have been measured at market value.

The following significant accounting policies, which are consistent with the policies applied in the previous period unless otherwise stated, have been adopted in the preparation of the financial statements.

The financial statements were authorised for issue by the Director(s).

a. Measurement of Investments

The fund initially recognises:

- (i) an investment when it controls the future economic benefits expected to flow from the asset. For financial assets, the trade date is considered to be the date on which control of the future economic benefits attributable to the asset passes to the fund; and
- (ii) a financial liability on the date it becomes a party to the contractual provisions of the instrument.

Investments of the fund have been measured at market value, which refers to the amount that a willing buyer could reasonably be expected to pay to acquire the asset from a willing seller if the following assumptions were made:

- that the buyer and the seller deal with each other at arm's length in relation to the sale;
- that the sale occurred after proper marketing of the asset; and
- that the buyer and the seller acted knowledgeably and prudentially in relation to the sale.

Market value has been determined as follows:

- (i) shares and other securities listed on the Australian Securities Exchange by reference to the relevant market quotations at the end of the reporting period;
- (ii) units in managed funds by reference to the unit redemption price at the end of the reporting period;
- (iii) fixed-interest securities by reference to the redemption price at the end of the reporting period;
- (iv) unlisted investments are stated at trustees' assessment based on estimated market value at balance date or where necessary, an external valuer's opinion; and
- (v) investment properties at the trustees' assessment of the market value or where necessary a qualified independent valuer's opinion at the end of reporting period.

Financial liabilities, such as trade creditors and other payables, are measured at the gross value of the outstanding balance at the end of the reporting period. The trustees have determined that the gross values of the fund's financial liabilities is equivalent to their market values. Any remeasurement changes in the gross values of non-current financial liabilities (including liabilities for members' accrued benefits) are recognised in the operating statement in the periods in which they occur.

b. Cash and Cash Equivalents

Cash and cash equivalents include cash on hand and at call, deposits with banks and short-term, highly liquid investments that are readily convertible to cash and subject to an insignificant risk of change in value.

c. Revenue

Revenue is recognised at the fair value of the consideration received or receivable.

Interest revenue

Interest revenue is recognised in respect of fixed-interest securities, and cash and cash equivalent balances. Interest revenue is recognised upon receipt.

DODDS FAMILY SUPERANNUATION FUND

Notes to the Financial Statements

For the year ended 30 June 2016

Dividend revenue

Dividend revenue is recognised when the dividend has been paid or, in the case of dividend reinvestment schemes, when the dividend is credited to the benefit of the fund.

Rental revenue

Rental revenue arising from operating leases on investment properties is recognised upon receipt.

Distribution revenue

Distributions from unit trusts and managed funds are recognised as at the date the unit value is quoted ex-distribution and if not received at the end of the reporting period, are reflected in the statement of financial position as a receivable at market value.

Remeasurement changes in market values

Remeasurement changes in the market values of assets are recognised as income and determined as the difference between the market value at year-end or consideration received (if sold during the year) and the market value as at the prior year-end or cost (if acquired during the period).

d. Liability for Accrued Benefits

The liability for accrued benefits represents the fund's present obligation to pay benefits to members and beneficiaries, and has been calculated as the difference between the carrying amount of the assets and the carrying amount of the other payables and income tax liabilities as at the end of the reporting period.

e. Critical Accounting Estimates and Judgements

The preparation of financial statements requires the trustees to make judgements, estimates and assumptions that affect the application of accounting policies and the reported amounts of assets and liabilities, income and expenses. Actual results may differ from these estimates.

Estimates and underlying assumptions are reviewed on an ongoing basis. Revisions to accounting estimates are recognised in the period in which the estimate is revised and in any future period affected.

Note 2: Managed Investments (Australian)

	2016 \$	2015 \$
Evans & Partners Int'l Hedged	81,014.23	69,568.67
	<hr/> 81,014.23	<hr/> 69,568.67

Note 3: Shares in Listed Companies (Australian)

	2016 \$	2015 \$
Adelaide Brighton Limited	73,524.00	56,892.00
Australian Foundation Investment Company Limited	49,595.00	53,007.50
ASX Limited	71,385.60	62,244.00
Aurizon Holdings Limited	53,020.00	56,430.00
BHP Billiton Limited	31,182.80	45,227.60
Commonwealth Bank Of Australia.	71,395.20	81,724.80
Commonwealth Bank Of Australia.	50,170.50	50,025.50

DODDS FAMILY SUPERANNUATION FUND**Notes to the Financial Statements**

For the year ended 30 June 2016

Cybg Plc	1,021.65	0.00
Djerriwarrh Investments Limited	46,920.00	53,935.00
National Australia Bank Limited	24,921.40	32,643.80
National Australia Bank Limited	24,361.75	24,217.50
Westpac Banking Corporation	45,864.00	50,154.00
Westpac Banking Corporation	63,687.00	63,407.50
Wesfarmers Limited	97,563.30	94,959.99
Woolworths Limited	38,019.80	49,067.20
Woodside Petroleum Limited	53,411.60	68,117.70
	<hr/>	<hr/>
	796,043.60	842,054.09

Note 4: Shares in Listed Companies (Overseas)

	2016	2015
	\$	\$
Accenture plc	8,543.28	0.00
Bunzl Plc	8,504.42	0.00
Compass Group Plc	11,198.67	8,240.31
Ecolab Inc.	8,145.17	9,389.43
Experian Plc	10,483.76	0.00
Fiserv, Inc.	0.00	4,943.76
GEA Group AG Inhaber-Aktien o.N.	10,139.70	5,029.43
W.W. Grainger, Inc.	0.00	8,904.64
Illinois Tool Works Inc.	11,782.17	10,004.29
Legrand	0.00	4,365.84
3M Company	6,602.96	8,008.25
Nordson Corporation	9,570.23	6,771.24
Nestle N	9,298.50	7,116.50
Omnicom Group Inc.	11,193.08	9,918.06
L'Oreal	3,074.86	5,548.33
Praxair, Inc.	0.00	4,653.53
Relx PLC ORD	10,716.01	10,082.13
	<hr/>	<hr/>
	119,252.81	102,975.74

DODDS FAMILY SUPERANNUATION FUND

Notes to the Financial Statements

For the year ended 30 June 2016

Note 5: Liability for Accrued Benefits

	2016 \$	2015 \$
Liability for accrued benefits at beginning of year	1,495,433.33	850,942.44
Benefits accrued as a result of operations	(2,335.63)	0.00
Current year member movements	0.00	644,490.89
Liability for accrued benefits at end of year	1,493,097.70	1,495,433.33

Note 6: Vested Benefits

Vested benefits are benefits that are not conditional upon continued membership of the fund (or any factor other than resignation from the plan) and include benefits which members were entitled to receive had they terminated their fund membership as at the end of the reporting period.

	2016 \$	2015 \$
Vested Benefits	1,493,097.70	1,495,433.33

Note 7: Guaranteed Benefits

No guarantees have been made in respect of any part of the liability for accrued benefits.

Note 8: Dividends

	2016 \$	2015 \$
3M Company	190.72	0.00
ASX Limited	3,029.52	0.00
Accenture plc	58.64	0.00
Adelaide Brighton Limited	3,564.00	0.00
Aurizon Holdings Limited	2,772.00	0.00
BHP Billiton Limited	1,824.96	0.00
Bunzl Plc	58.64	0.00
Commonwealth Bank Of Australia.	6,242.50	0.00
Compass Group Plc	175.94	0.00
Djerriwarrh Investments Limited	2,990.00	0.00
Ecolab Inc.	68.11	0.00
Experian Plc	62.95	0.00
GEA Group AG Inhaber-Aktien o.N.	187.86	0.00

DODDS FAMILY SUPERANNUATION FUND**Notes to the Financial Statements**

For the year ended 30 June 2016

Illinois Tool Works Inc.	162.11	0.00
L'Oreal	52.24	0.00
National Australia Bank Limited	2,892.16	0.00
Nestle N	153.32	0.00
Nordson Corporation	84.43	0.00
Omnicom Group Inc.	192.88	0.00
Relx PLC ORD	245.27	0.00
W.W. Grainger, Inc.	75.47	0.00
Wesfarmers Limited	4,914.66	0.00
Westpac Banking Corporation	6,783.57	0.00
Woodside Petroleum Limited	3,023.93	0.00
Woolworths Limited	2,111.20	0.00
	41,917.08	0.00

Note 9: Trust Distributions

	2016 \$	2015 \$
Australian Foundation Investment Company Limited	2,843.74	0.00
	2,843.74	0.00

Note 10: Unrealised Movements in Market Value

	2016 \$	2015 \$
Managed Investments (Australian)		
Evans & Partners Int'l Hedged	11,445.56	0.00
	11,445.56	0.00
Shares in Listed Companies (Australian)		
ASX Limited	9,141.60	0.00
Adelaide Brighton Limited	16,632.00	0.00
Aurizon Holdings Limited	(3,410.00)	0.00
Australian Foundation Investment Company Limited	(3,412.50)	0.00
BHP Billiton Limited	(14,044.80)	0.00
Commonwealth Bank Of Australia.	145.00	0.00
Commonwealth Bank Of Australia.	(10,329.60)	0.00

DODDS FAMILY SUPERANNUATION FUND**Notes to the Financial Statements**

For the year ended 30 June 2016

Cybg Plc	39.20	0.00
Djerriwarrh Investments Limited	(7,015.00)	0.00
National Australia Bank Limited	144.25	0.00
National Australia Bank Limited	(6,739.95)	0.00
Wesfarmers Limited	2,603.31	0.00
Westpac Banking Corporation	279.50	0.00
Westpac Banking Corporation	(4,290.00)	0.00
Woodside Petroleum Limited	(14,706.10)	0.00
Woolworths Limited	(11,047.40)	0.00
	<hr/>	<hr/>
	(46,010.49)	0.00
	<hr/>	<hr/>
Shares in Listed Companies (Overseas)		
3M Company	353.04	0.00
Accenture plc	446.28	0.00
Bunzl Plc	757.85	0.00
Compass Group Plc	1,730.36	0.00
Ecolab Inc.	356.88	0.00
Experian Plc	882.73	0.00
Fiserv, Inc.	(2,115.94)	0.00
GEA Group AG Inhaber-Aktien o.N.	901.68	0.00
Illinois Tool Works Inc.	1,777.88	0.00
L'Oreal	(225.16)	0.00
Legrand	(836.17)	0.00
Nestle N	520.48	0.00
Nordson Corporation	1,058.92	0.00
Omnicom Group Inc.	1,886.11	0.00
Praxair, Inc.	(409.47)	0.00
Relx PLC ORD	1,100.28	0.00
W.W. Grainger, Inc.	(636.47)	0.00
	<hr/>	<hr/>
	7,549.28	0.00
	<hr/>	<hr/>
Total Unrealised Movement	(27,015.65)	0.00
	<hr/>	<hr/>

DODDS FAMILY SUPERANNUATION FUND

Notes to the Financial Statements

For the year ended 30 June 2016

Realised Movements in Market Value

	2016 \$	2015 \$
Shares in Listed Companies (Overseas)		
3M Company	752.51	0.00
Bunzl Plc	(26.23)	0.00
Ecolab Inc.	535.00	0.00
Fiserv, Inc.	2,809.66	0.00
L'Oreal	797.26	0.00
Legrand	1,089.04	0.00
Nestle N	261.26	0.00
Omnicom Group Inc.	263.63	0.00
Praxair, Inc.	199.36	0.00
Relx PLC ORD	543.10	0.00
W.W. Grainger, Inc.	(431.88)	0.00
	<hr/> 6,792.70	<hr/> 0.00
	<hr/>	<hr/>
Total Realised Movement	6,792.70	0.00
	<hr/>	<hr/>
Total Market Movement	(20,222.95)	0.00
	<hr/>	<hr/>

Note 11: Income Tax Expense

	2016 \$	2015 \$
The components of tax expense comprise		
Current Tax	(6,470.87)	0.00
	<hr/>	<hr/>
Income Tax Expense	(6,470.87)	0.00
	<hr/>	<hr/>

The prima facie tax on benefits accrued before income tax is reconciled to the income tax as follows:

Prima facie tax payable on benefits accrued before income tax at 15%	(1,320.98)	0.00
Less:		
Tax effect of:		
Exempt Pension Income	6,574.80	0.00
Realised Accounting Capital Gains	1,018.91	0.00
Accounting Trust Distributions	426.56	0.00

DODDS FAMILY SUPERANNUATION FUND

Notes to the Financial Statements

For the year ended 30 June 2016

Add:

Tax effect of:

Decrease in MV of Investments	4,052.35	0.00
Pension Non-Deductible Expenses	508.05	0.00
Pension Payments	11,250.00	0.00
Franking Credits	2,465.31	0.00
Foreign Credits	38.42	0.00
Net Capital Gains	679.20	0.00
Taxable Trust Distributions	426.56	0.00
Rounding	(0.59)	0.00
	<hr/>	<hr/>
Income Tax on Taxable Income or Loss	10,078.05	0.00
Less credits:		
Franking Credits	16,435.42	0.00
Foreign Credits	113.50	0.00
	<hr/>	<hr/>
Current Tax or Refund	(6,470.87)	0.00

DODDS FAMILY SUPERANNUATION FUND**Statement of Taxable Income**

For the year ended 30 June 2016

	2016
	\$
Benefits accrued as a result of operations	(8,806.50)
Less	
Exempt current pension income	43,832.00
Realised Accounting Capital Gains	6,792.72
Accounting Trust Distributions	2,843.74
	<u>53,468.46</u>
Add	
Decrease in MV of investments	27,015.65
Pension non deductible expenses	3,387.00
Pension Payments	75,000.00
Franking Credits	16,435.42
Foreign Credits	256.16
Net Capital Gains	4,528.00
Taxable Trust Distributions	2,843.74
	<u>129,465.97</u>
SMSF Annual Return Rounding	(4.01)
	<u>67,187.00</u>
Taxable Income or Loss	<u>67,187.00</u>
Income Tax on Taxable Income or Loss	10,078.05
Less	
Franking Credits	16,435.42
Foreign Credits	113.50
	<u>(16,548.92)</u>
CURRENT TAX OR REFUND	<u>(6,470.87)</u>
Supervisory Levy	259.00
	<u>(6,211.87)</u>
AMOUNT DUE OR REFUNDABLE	<u>(6,211.87)</u>

DODDS FAMILY SUPERANNUATION FUND

Investment Summary Report

As at 30 June 2016

Investment	Units	Market Price	Market Value	Average Cost	Accounting Cost	Unrealised Gain/(Loss)	Gain/(Loss)%	Portfolio Weight%
Cash/Bank Accounts								
Cash at Bank (NAB #1394)		23.740000	23.74	23.74	23.74			0.00 %
Cash at bank (NAB #1423)		131,156.210000	131,156.21	131,156.21	131,156.21			8.86 %
Cash at bank - AUD Cash		2,944.340000	2,944.34	2,944.34	2,944.34			0.20 %
Cash at bank - US Dollar		13,323.040000	13,323.04	13,323.04	13,323.04			0.90 %
Term Deposit - NAB		336,674.880000	336,674.88	336,674.88	336,674.88			22.74 %
			484,122.21		484,122.21		0.00 %	32.70 %
Managed Investments (Australian)								
ETL0391AU Evans & Partners Int'l Hedged	65,699.64	1.233100	81,014.23	1.12	73,498.19	7,516.04	10.23 %	5.47 %
			81,014.23		73,498.19	7,516.04	10.23 %	5.47 %
Shares in Listed Companies (Australian)								
ABC.AX Adelaide Brighton Limited	13,200.00	5.570000	73,524.00	3.60	47,541.12	25,982.88	54.65 %	4.97 %
ASX.AX ASX Limited	1,560.00	45.760000	71,385.60	33.75	52,649.01	18,736.59	35.59 %	4.82 %
AZJ.AX Aurizon Holdings Limited	11,000.00	4.820000	53,020.00	3.40	37,384.22	15,635.78	41.82 %	3.58 %
AFIG.AX Australian Foundation Investment Company Limited	455.00	109.000000	49,595.00	109.19	49,680.55	(85.55)	(0.17) %	3.35 %
BHP.AX BHP Billiton Limited	1,672.00	18.650000	31,182.80	39.79	66,534.64	(35,351.84)	(53.13) %	2.11 %
CBA.AX Commonwealth Bank Of Australia.	960.00	74.370000	71,395.20	60.40	57,984.49	13,410.71	23.13 %	4.82 %
CBAPC.AX Commonwealth Bank Of Australia.	500.00	100.341000	50,170.50	103.02	51,510.00	(1,339.50)	(2.60) %	3.39 %
CYB.AX Cybg Plc	245.00	4.170000	1,021.65	4.01	982.45	39.20	3.99 %	0.07 %
DJW.AX Djerrirarr Investments Limited	11,500.00	4.080000	46,920.00	4.14	47,640.51	(720.51)	(1.51) %	3.17 %
NAB.AX National Australia Bank Limited	980.00	25.430000	24,921.40	16.81	16,475.47	8,445.93	51.26 %	1.68 %
NABPA.AX National Australia Bank Limited	250.00	97.447000	24,361.75	100.44	25,110.00	(748.25)	(2.98) %	1.65 %
WES.AX Wesfarmers Limited	2,433.00	40.100000	97,563.30	21.76	52,934.55	44,628.75	84.31 %	6.59 %
WBC.AX Westpac Banking Corporation	1,560.00	29.400000	45,864.00	23.38	36,466.75	9,397.25	25.77 %	3.10 %
WBCPD.AX Westpac Banking Corporation	650.00	97.980000	63,687.00	99.78	64,860.02	(1,173.02)	(1.81) %	4.30 %

DODDS FAMILY SUPERANNUATION FUND
Investment Summary Report

As at 30 June 2016

Investment		Units	Market Price	Market Value	Average Cost	Accounting Cost	Unrealised Gain/(Loss)	Gain/(Loss)%	Portfolio Weight%
WPL.AX	Woodside Petroleum Limited	1,990.00	26.840000	53,411.60	36.93	73,491.75	(20,080.15)	(27.32) %	3.61 %
WOW.AX	Woolworths Limited	1,820.00	20.890000	38,019.80	29.79	54,223.78	(16,203.98)	(29.88) %	2.57 %
				796,043.60		735,469.31	60,574.29	8.24 %	53.77 %
Shares in Listed Companies (Overseas)									
MMM.NYE	3M Company	28.00	235.820092	6,602.96	146.53	4,102.79	2,500.17	60.94 %	0.45 %
ACN.NYE	Accenture plc	56.00	152.558578	8,543.28	144.59	8,097.00	446.28	5.51 %	0.58 %
BNZ.L	Bunzl Plc	205.00	41.484952	8,504.42	37.79	7,746.57	757.85	9.78 %	0.57 %
CPG.L	Compass Group Plc	437.00	25.626239	11,198.67	17.38	7,594.96	3,603.71	47.45 %	0.76 %
ECL.NYE	Ecolab Inc.	51.00	159.709130	8,145.17	123.17	6,281.42	1,863.75	29.67 %	0.55 %
EXP.N.L	Experian Plc	412.00	25.446026	10,483.76	23.30	9,601.03	882.73	9.19 %	0.71 %
G1A	GEA Group AG Inhaber-Aktien o.N.	161.00	62.979503	10,139.70	60.14	9,682.40	457.30	4.72 %	0.68 %
ITW.NYE	Illinois Tool Works Inc.	84.00	140.263938	11,782.17	86.87	7,297.20	4,484.97	61.46 %	0.80 %
OR	L'Oreal	12.00	256.238333	3,074.86	187.36	2,248.31	826.55	36.76 %	0.21 %
NESN	Nestle N	90.00	103.316666	9,298.50	85.38	7,683.79	1,614.71	21.01 %	0.63 %
NDSN.NDQ	Nordson Corporation	85.00	112.590897	9,570.23	100.06	8,505.17	1,065.06	12.52 %	0.65 %
OMC.NYE	Omnicom Group Inc.	102.00	109.736063	11,193.08	76.39	7,791.45	3,401.63	43.66 %	0.76 %
REL	Relx PLC ORD	436.00	24.578004	10,716.01	17.66	7,700.23	3,015.78	39.16 %	0.72 %
				119,252.81		94,332.32	24,920.49	26.42 %	8.06 %
				1,480,432.85		1,387,422.03	93,010.82	6.70 %	100.00 %

DODDS FAMILY SUPERANNUATION FUND

Investment Summary with Market Movement

As at 30 June 2016

Investment	Units	Market Price	Market Value	Average Cost	Accounting Cost	Unrealised		Realised Movement	
						Overall	Current Year		
Cash/Bank Accounts									
Cash at Bank (NAB #1394)		23.740000	23.74	23.74	23.74				
Cash at bank (NAB #1423)		131,156.210000	131,156.21	131,156.21	131,156.21				
Cash at bank - AUD Cash		2,944.340000	2,944.34	2,944.34	2,944.34				
Cash at bank - US Dollar		13,323.040000	13,323.04	13,323.04	13,323.04				
Term Deposit - NAB		336,674.880000	336,674.88	336,674.88	336,674.88				
			484,122.21		484,122.21				
Managed Investments (Australian)									
ETL0391AU	Evans & Partners Int'l Hedged	65,699.64	1.233100	81,014.23	1.12	73,498.19	7,516.04	11,445.56	0.00
				81,014.23		73,498.19	7,516.04	11,445.56	0.00
Shares in Listed Companies (Australian)									
ASX.AX	ASX Limited	1,560.00	45.760000	71,385.60	33.75	52,649.01	18,736.59	9,141.60	0.00
ABC.AX	Adelaide Brighton Limited	13,200.00	5.570000	73,524.00	3.60	47,541.12	25,982.88	16,632.00	0.00
AZJ.AX	Aurizon Holdings Limited	11,000.00	4.820000	53,020.00	3.40	37,384.22	15,635.78	(3,410.00)	0.00
AFIG.AX	Australian Foundation Investment Company Limited	455.00	109.000000	49,595.00	109.19	49,680.55	(85.55)	(3,412.50)	0.00
BHP.AX	BHP Billiton Limited	1,672.00	18.650000	31,182.80	39.79	66,534.64	(35,351.84)	(14,044.80)	0.00
CBA.AX	Commonwealth Bank Of Australia.	960.00	74.370000	71,395.20	60.40	57,984.49	13,410.71	(10,329.60)	0.00
CBAPC.AX	Commonwealth Bank Of Australia.	500.00	100.341000	50,170.50	103.02	51,510.00	(1,339.50)	145.00	0.00
CYB.AX	Cybg Plc	245.00	4.170000	1,021.65	4.01	982.45	39.20	39.20	0.00
DJW.AX	Djerriwarrh Investments Limited	11,500.00	4.080000	46,920.00	4.14	47,640.51	(720.51)	(7,015.00)	0.00
NAB.AX	National Australia Bank Limited	980.00	25.430000	24,921.40	16.81	16,475.47	8,445.93	(6,739.95)	0.00
NABPA.AX	National Australia Bank Limited	250.00	97.447000	24,361.75	100.44	25,110.00	(748.25)	144.25	0.00
WES.AX	Wesfarmers Limited	2,433.00	40.100000	97,563.30	21.76	52,934.55	44,628.75	2,603.31	0.00
WBC.AX	Westpac Banking Corporation	1,560.00	29.400000	45,864.00	23.38	36,466.75	9,397.25	(4,290.00)	0.00
WBCPD.AX	Westpac Banking Corporation	650.00	97.980000	63,687.00	99.78	64,860.02	(1,173.02)	279.50	0.00
WPL.AX	Woodside Petroleum Limited	1,990.00	26.840000	53,411.60	36.93	73,491.75	(20,080.15)	(14,706.10)	0.00
WOW.AX	Woolworths Limited	1,820.00	20.890000	38,019.80	29.79	54,223.78	(16,203.98)	(11,047.40)	0.00
				796,043.60		735,469.31	60,574.29	(46,010.49)	0.00
Shares in Listed Companies (Overseas)									
MMM.NYE	3M Company	28.00	235.820092	6,602.96	146.53	4,102.79	2,500.17	353.04	752.51
ACN.NYE	Accenture plc	56.00	152.558578	8,543.28	144.59	8,097.00	446.28	446.28	0.00

DODDS FAMILY SUPERANNUATION FUND

Investment Summary with Market Movement

As at 30 June 2016

Investment		Units	Market Price	Market Value	Average Cost	Accounting Cost	Overall	Unrealised Current Year	Realised Movement
BNZL.L	Bunzl Plc	205.00	41.484952	8,504.42	37.79	7,746.57	757.85	757.85	(26.23)
CPG.L	Compass Group Plc	437.00	25.626239	11,198.67	17.38	7,594.96	3,603.71	1,730.36	0.00
ECL.NYE	Ecolab Inc.	51.00	159.709130	8,145.17	123.17	6,281.42	1,863.75	356.88	535.00
EXPN.L	Experian Plc	412.00	25.446026	10,483.76	23.30	9,601.03	882.73	882.73	0.00
FISV.NDQ	Fiserv, Inc.	0.00	146.417991	0.00	0.00	0.00	0.00	(2,115.94)	2,809.66
G1A	GEA Group AG Inhaber-Aktien o.N.	161.00	62.979503	10,139.70	60.14	9,682.40	457.30	901.68	0.00
ITW.NYE	Illinois Tool Works Inc.	84.00	140.263938	11,782.17	86.87	7,297.20	4,484.97	1,777.88	0.00
OR	L'Oreal	12.00	256.238333	3,074.86	187.36	2,248.31	826.55	(225.16)	797.26
LR	Legrand	0.00	0.000000	0.00	0.00	0.00	0.00	(836.17)	1,089.04
NESN	Nestle N	90.00	103.316666	9,298.50	85.38	7,683.79	1,614.71	520.48	261.26
NDSN.NDQ	Nordson Corporation	85.00	112.590897	9,570.23	100.06	8,505.17	1,065.06	1,058.92	0.00
OMC.NYE	Omnicom Group Inc.	102.00	109.736063	11,193.08	76.39	7,791.45	3,401.63	1,886.11	263.63
PX.NYE	Praxair, Inc.	0.00	151.346620	0.00	0.00	0.00	0.00	(409.47)	199.36
REL	Relx PLC ORD	436.00	24.578004	10,716.01	17.66	7,700.23	3,015.78	1,100.28	543.10
GWW.NYE	W.W. Grainger, Inc.	0.00	306.019391	0.00	0.00	0.00	0.00	(636.47)	(431.88)
				119,252.81		94,332.32	24,920.49	7,549.28	6,792.70
				1,480,432.85		1,387,422.03	93,010.82	(27,015.65)	6,792.70

DODDS FAMILY SUPERANNUATION FUND

Investment Income Report

As at 30 June 2016

Investment	Total Income	Franked	Unfranked	Interest/ Other	Franking Credits	Foreign Income	Foreign Credits * 1	Assessable Income	TFN Credits	Other Deductions	Distributed Capital Gains	Non-Assessable Payments
								(Excl. Capital Gains) * 2				
Bank Accounts												
Cash at bank (NAB #1423)	1,575.62			1,575.62	0.00	0.00	0.00	1,575.62			0.00	0.00
Cash at bank - AUD Cash	44.43			44.43	0.00	0.00	0.00	44.43			0.00	0.00
	1,620.05			1,620.05	0.00	0.00	0.00	1,620.05			0.00	0.00
Dividends Received												
Westpac Banking Corporation	2,478.37	2,478.37	0.00		1,062.16			3,540.53		0.00		
	2,478.37	2,478.37	0.00		1,062.16			3,540.53		0.00		
Shares in Listed Companies (Australian)												
ASX.AX ASX Limited	3,029.52	3,029.52	0.00		1,298.36			4,327.88		0.00		
ABC.AX Adelaide Brighton Limited	3,564.00	3,564.00	0.00		1,527.43			5,091.43		0.00		
AZJ.AX Aurizon Holdings Limited	2,772.00	1,328.80	1,443.20		569.49			3,341.49		0.00		
AFIG.AX Australian Foundation Investment Company Limited	2,843.74			2,843.74	0.00	0.00	0.00	2,843.74		0.00	0.00	0.00
BHP.AX BHP Billiton Limited	1,824.96	1,824.96	0.00		782.12			2,607.08		0.00		
CBAPC.AX Commonwealth Bank Of Australia.	2,126.50	2,126.50	0.00		911.36			3,037.86		0.00		
CBA.AX Commonwealth Bank Of Australia.	4,116.00	4,032.00	84.00		1,728.00			5,844.00		0.00		
DJW.AX Djerrivarrh Investments Limited	2,990.00	2,990.00	0.00		1,281.43			4,271.43		0.00		
NABPA.AX National Australia Bank Limited	951.76	951.76	0.00		407.90			1,359.66		0.00		
NAB.AX National Australia Bank Limited	1,940.40	1,940.40	0.00		831.60			2,772.00		0.00		
WES.AX Wesfarmers Limited	4,914.66	4,914.66	0.00		2,106.28			7,020.94		0.00		
WBC.AX Westpac Banking Corporation	4,305.20	4,033.20	272.00		1,728.52			6,033.72		0.00		
WPL.AX Woodside Petroleum Limited	3,023.93	3,023.93	0.00		1,295.97			4,319.90		0.00		
WOW.AX Woolworths Limited	2,111.20	2,111.20	0.00		904.80			3,016.00		0.00		
	40,513.87	35,870.93	1,799.20	2,843.74	15,373.26	0.00	0.00	55,887.13		0.00	0.00	0.00
Shares in Listed Companies (Overseas)												
MMM.NYE 3M Company	190.72	0.00			0.00	190.72	33.67	224.39		0.00		
ACN.NYE Accenture plc	58.64	0.00			0.00	58.64	14.66	73.30		0.00		

DODDS FAMILY SUPERANNUATION FUND

Investment Income Report

As at 30 June 2016

Investment		Total Income	Franked	Unfranked	Interest/ Other	Franking Credits	Foreign Income	Foreign Credits * 1	Assessable Income (Excl. Capital Gains) * 2	TFN Credits	Other Deductions	Distributed Capital Gains	Non-Assessable Payments
BNZL.L	Bunzl Plc	58.64	0.00			0.00	58.64		58.64		0.00		
CPG.L	Compass Group Plc	175.94	0.00			0.00	175.94		175.94		0.00		
ECL.NYE	Ecolab Inc.	68.11	0.00			0.00	68.11	12.02	80.13		0.00		
EXPN.L	Experian Plc	62.95					62.95		62.95		0.00		
G1A	GEA Group AG Inhaber-Aktien o.N.	187.86	0.00			0.00	187.86		187.86		0.00		
ITW.NYE	Illinois Tool Works Inc.	162.11	0.00			0.00	162.11	28.60	190.71		0.00		
OR	L'Oreal	52.24	0.00			0.00	52.24	22.39	74.63		0.00		
NESN	Nestle N	153.32					153.32	82.56	235.88		0.00		
NDSN.NDQ	Nordson Corporation	84.43	0.00			0.00	84.43	14.91	99.34		0.00		
OMC.NYE	Omnicom Group Inc.	192.88	0.00			0.00	192.88	34.04	226.92		0.00		
REL	Relx PLC ORD	245.27					245.27		245.27		0.00		
GWW.NYE	W.W. Grainger, Inc.	75.47	0.00			0.00	75.47	13.31	88.78		0.00		
		1,768.58	0.00			0.00	1,768.58	256.16	2,024.74		0.00		
Term Deposits													
	Term Deposit - NAB	10,271.88			10,271.88	0.00	0.00	0.00	10,271.88			0.00	0.00
		10,271.88			10,271.88	0.00	0.00	0.00	10,271.88			0.00	0.00
		56,652.75	38,349.30	1,799.20	14,735.67	16,435.42	1,768.58	256.16	73,344.33		0.00	0.00	0.00

Assessable Income (Excl. Capital Gains) **73,344.33**

Net Capital Gain **0.00**

Total Assessable Income 73,344.33

* 1 Includes foreign credits from foreign capital gains.

* 2 Assessable Income in the SMSF Annual Return will be different as capital gains and losses from disposals of assets have not been included.

For a breakdown of Distributed Capital Gains and Non-Assessable Payments refer to Distributions Reconciliation Report.

DODDS FAMILY SUPERANNUATION FUND
Cantley Park Nominees Pty Ltd ACN: 005322645
Trustees Declaration

The directors of the trustee company have determined that the fund is not a reporting entity and that the special purpose financial statements should be prepared in accordance with the accounting policies described in Note 1 to the financial statements.

The directors of the trustee company declare that:

- (i) the financial statements and notes to the financial statements for the year ended 30 June 2016 present fairly, in all material respects, the financial position of the superannuation fund at 30 June 2016 and the results of its operations for the year ended on that date in accordance with the accounting policies described in Note 1 to the financial statements;
- (ii) the financial statements and notes to the financial statements have been prepared in accordance with the requirements of the trust deed; and
- (iii) the operation of the superannuation fund has been carried out in accordance with its trust deed and in compliance with the requirements of the Superannuation Industry (Supervision) Act 1993 and associated Regulations during the year ended 30 June 2016.

Signed in accordance with a resolution of the directors of the trustee company by:

.....
Desmond Dodds
Cantley Park Nominees Pty Ltd
Director

.....
Christina Dodds
Cantley Park Nominees Pty Ltd
Director

Dated this day of

DODDS FAMILY SUPERANNUATION FUND

Minutes of a meeting of the Director(s)

held on _____ at

PRESENT:	Desmond Dodds and Christina Dodds
MINUTES:	The Chair reported that the minutes of the previous meeting had been signed as a true record.
FINANCIAL STATEMENTS OF SUPERANNUATION FUND:	<p>It was resolved that the financial statements would be prepared as special purpose financial statements as, in the opinion of the trustee(s), the superannuation fund is a non-reporting entity and therefore is not required to comply with all Australian Accounting Standards.</p> <p>The Chair tabled the financial statements and notes to the financial statements of the superannuation fund in respect of the year ended 30 June 2016 and it was resolved that such statements be and are hereby adopted as tabled.</p>
TRUSTEE'S DECLARATION:	It was resolved that the trustee's declaration of the superannuation fund be signed.
ANNUAL RETURN:	Being satisfied that the fund had complied with the requirements of the Superannuation Industry (Supervision) Act 1993 (SISA) and Regulations during the year ended 30 June 2016, it was resolved that the annual return be approved, signed and lodged with the Australian Taxation Office.
TRUST DEED:	The Chair tabled advice received from the fund's legal adviser confirming that the fund's trust deed is consistent with all relevant superannuation and trust law.
INVESTMENT STRATEGY:	The allocation of the fund's assets and the fund's investment performance over this financial year were reviewed and found to be within the acceptable ranges outlined in the investment strategy. After considering the risk, rate of return and liquidity of the investments and the ability of the fund to discharge its existing liabilities, it was resolved that the investment strategy continues to reflect the purposes and circumstances of the fund and its members. Accordingly, no changes in the investment strategy were required.
INSURANCE COVER:	The trustee(s) reviewed the current life and total and permanent disability insurance coverage on offer to the members and resolved that the current insurance arrangements were appropriate for the fund.
ALLOCATION OF INCOME:	It was resolved that the income of the fund would be allocated to the members based on their average daily balance (an alternative allocation basis may be percentage of opening balance).
INVESTMENT ACQUISITIONS:	It was resolved to ratify the investment acquisitions throughout the financial year ended 30 June 2016.
INVESTMENT DISPOSALS:	It was resolved to ratify the investment disposals throughout the financial year ended 30 June 2016.
AUDITORS:	<p>It was resolved that</p> <p>Tony Boys</p> <p>of</p> <p>PO BOX 3376, RUNDLE MALL, South Australia 5000</p> <p>act as auditors of the Fund for the next financial year.</p>
TAX AGENTS:	<p>It was resolved that</p> <p>Paul Money Partners</p>

DODDS FAMILY SUPERANNUATION FUND

Minutes of a meeting of the Director(s)

held on _____ at

act as tax agents of the Fund for the next financial year.

TRUSTEE STATUS:

Each of the trustee(s) confirmed that they are qualified to act as trustee(s) of the fund and that they are not disqualified persons as defined by s 120 of the SISA.

CONTRIBUTIONS RECEIVED:

It was resolved that the contributions during the year be allocated to members on the basis of the schedule provided by the principal Fund employer.

ACCEPTANCE OF ROLLOVERS:

The trustee has ensured that any rollover made to the Fund, meets the requirements of the Fund's deed and does not breach the superannuation laws in relation to:

1. making rollover between Funds; and,
2. breaching the Fund or the member investment strategy.

The trustee has reviewed the rollover and received advice that the rollover is in accordance with the Trust Deed and the rules of the Fund and the superannuation laws. As such the trustee has resolved to accept the rollover on behalf of the member.

PAYMENT OF BENEFITS:

The trustee has ensured that any payment of benefits made from the Fund, meets the requirements of the Fund's deed and does not breach the superannuation laws in relation to:

1. making payments to members; and,
2. breaching the Fund or the member investment strategy.

The trustee has reviewed the payment of the benefit and received advice that the transfer is in accordance with the Deed and the superannuation laws. As such the trustee has resolved to allow the payment of the benefits on behalf of the member.

CLOSURE:

All resolutions for this meeting were made in accordance with the SISA and Regulations.

There being no further business the meeting then closed.

Signed as a true record –

.....

Christina Dodds

Chairperson

DODDS FAMILY SUPERANNUATION FUND

Pension Summary Report

As at 30/06/2016

Member Name : Dodds, Desmond

Member Age : 67 (Date of Birth : 29/02/1948)

Member Code	Pension Type	Pension Start Date	Tax Free	Min / PF	Minimum	Maximum	Gross Pension Payments	PAYG	Net Pension Payment	Amount to reach Minimum
DODDES00002P	Transition to Retirement Pension	01/07/2000	0.00%	5.00%	\$28,200.00	\$56,409.92	\$51,000.00	\$0.00	\$51,000.00	NIL
					\$28,200.00	\$56,409.92	\$51,000.00	\$0.00	\$51,000.00	\$0.00

Member Name : Dodds, Christina

Member Age : 68 (Date of Birth : 19/03/1947)

Member Code	Pension Type	Pension Start Date	Tax Free	Min / PF	Minimum	Maximum	Gross Pension Payments	PAYG	Net Pension Payment	Amount to reach Minimum
DODMAR00002P	Account Based Pension	01/07/2009	62.36%	5.00%	\$14,260.00	N/A	\$24,000.00	\$0.00	\$24,000.00	NIL
DODCHR00002P	Transition to Retirement Pension	01/07/2009	0.00%	5.00%	\$80.00	\$160.76	\$0.00	\$0.00	\$0.00	\$80.00
DODCHR00003P	Account Based Pension	30/06/2016	61.98%	0.00%	\$0.00	N/A	\$0.00	\$0.00	\$0.00	NIL
					\$14,340.00	\$160.76	\$24,000.00	\$0.00	\$24,000.00	\$80.00

Total :

					\$42,540.00	\$56,570.68	\$75,000.00	\$0.00	\$75,000.00	\$80.00
--	--	--	--	--	--------------------	--------------------	--------------------	---------------	--------------------	----------------

DODDS FAMILY SUPERANNUATION FUND

Pension Summary Report

As at 30/06/2016
