

# Joyce Family Superabundance Super Fund

## Reports Index

---

Statement of Financial Position

Operating Statement

Notes to the Financial Statements

Trustees Declaration

Compilation Report

Members Statement

Trustee Minute / Resolution

Statement of Taxable Income

Investment Summary

Investment Income

Realised Capital Gains

SMSF Annual Return

Capital Gains Schedule

Losses Schedule

General Ledger - Audit View

Trial Balance

---

Joyce Family Superabundance Super Fund  
**Statement of Financial Position**

As at 30 June 2021

	Note	2021 \$	2020 \$
<b>Assets</b>			
<b>Investments</b>			
Managed Investments (Australian)	2	684,214.68	618,361.43
<b>Total Investments</b>		<u>684,214.68</u>	<u>618,361.43</u>
<b>Other Assets</b>			
Distributions Receivable		30,818.87	30,030.91
Macquarie - Cash Management Account		41,369.09	32,393.28
GST Refundable		1,006.53	3,710.38
Income Tax Refundable		2,223.15	2,720.31
<b>Total Other Assets</b>		<u>75,417.64</u>	<u>68,854.88</u>
<b>Total Assets</b>		<u>759,632.32</u>	<u>687,216.31</u>
<b>Net assets available to pay benefits</b>		<u>759,632.32</u>	<u>687,216.31</u>
Represented by:			
<b>Liability for accrued benefits allocated to members' accounts</b>			
	4, 5		
Joyce, James Thomas - Pension (Account Based Pension 2)		441,270.68	399,185.32
Joyce, Carole Grace Florence - Pension (Account Based Pension 3)		318,361.64	288,030.99
<b>Total Liability for accrued benefits allocated to members' accounts</b>		<u>759,632.32</u>	<u>687,216.31</u>

*The accompanying notes form part of these financial statements.*

## Joyce Family Superabundance Super Fund

# Operating Statement

For the year ended 30 June 2021

	Note	2021	2020
		\$	\$
<b>Income</b>			
<b>Investment Income</b>			
Trust Distributions	7	41,396.22	40,320.89
Interest Received		51.93	167.46
<b>Investment Gains</b>			
Changes in Market Values	8	65,853.25	(12,930.58)
<b>Total Income</b>		<u>107,301.40</u>	<u>27,557.77</u>
<b>Expenses</b>			
Accountancy Fees		5,466.25	2,562.50
Administration Costs		275.00	1,045.50
ATO Supervisory Levy		259.00	259.00
Auditor's Remuneration		495.00	461.25
Investment Expenses		9,613.29	6,921.99
		<u>16,108.54</u>	<u>11,250.24</u>
<b>Member Payments</b>			
Pensions Paid		21,000.00	49,000.00
<b>Total Expenses</b>		<u>37,108.54</u>	<u>60,250.24</u>
<b>Benefits accrued as a result of operations before income tax</b>		<u>70,192.86</u>	<u>(32,692.47)</u>
Income Tax Expense	9	(2,223.15)	(2,720.31)
<b>Benefits accrued as a result of operations</b>		<u>72,416.01</u>	<u>(29,972.16)</u>

The accompanying notes form part of these financial statements.

## Joyce Family Superabundance Super Fund

# Notes to the Financial Statements

For the year ended 30 June 2021

---

### Note 1: Summary of Significant Accounting Policies

The trustees have prepared the financial statements on the basis that the superannuation fund is a non-reporting entity because there are no users dependent on general purpose financial statements. The financial statements are therefore special purpose financial statements that have been prepared in order to meet the requirements of the Superannuation Industry (Supervision) Act 1993 and accompanying Regulations, the trust deed of the fund and the needs of members.

The financial statements have also been prepared on a cash basis and are based on historical costs, except for investments, which have been measured at market values.

The following significant accounting policies, which are consistent with the policies applied in the previous period unless otherwise stated, have been adopted in the preparation of the financial statements.

The financial statements were authorised for issue by the Trustee(s).

#### a. Measurement of Investments

The fund initially recognises:

- (i) an investment when it controls the future economic benefits expected to flow from the asset. For financial assets, the trade date is considered to be the date on which control of the future economic benefits attributable to the asset passes to the fund; and
- (ii) a financial liability on the date it becomes a party to the contractual provisions of the instrument.

Investments of the fund have been measured at their market values, which refers to the amount that a willing buyer could reasonably be expected to pay to acquire the asset from a willing seller if the following assumptions were made:

- that the buyer and the seller deal with each other at arm's length in relation to the sale;
- that the sale occurred after proper marketing of the asset; and
- that the buyer and the seller acted knowledgeably and prudentially in relation to the sale.

Market values have been determined as follows:

- (i) shares and other securities listed on the Australian Securities Exchange by reference to the relevant market quotations at the end of the reporting period;
- (ii) units in managed funds by reference to the unit redemption price at the end of the reporting period;
- (iii) fixed-interest securities by reference to the redemption price at the end of the reporting period;
- (iv) unlisted investments are stated at trustees' assessment based on estimated market value at balance date or where necessary, an external valuer's opinion; and
- (v) investment properties at the trustees' assessment of the market value or where necessary a qualified independent valuer's opinion at the end of reporting period.

Financial liabilities, such as trade creditors and other payables, are measured at the gross value of the outstanding balance at the end of the reporting period. The trustees have determined that the gross values of the fund's financial liabilities are equivalent to their market values. Any remeasurement changes in the gross values of non-current financial liabilities (including liabilities for members' accrued benefits) are recognised in the operating statement in the periods in which they occur.

#### b. Cash and Cash Equivalents

Cash and cash equivalents include cash on hand and at call, deposits with banks and short-term, highly liquid investments that are readily convertible to cash and subject to an insignificant risk of change in value.

#### c. Revenue

Revenue is recognised at the fair value of the consideration received or receivable.

##### Interest revenue

Interest revenue is recognised in respect of fixed-interest securities, and cash and cash equivalent balances. Interest revenue is recognised upon receipt.

## Joyce Family Superabundance Super Fund

# Notes to the Financial Statements

For the year ended 30 June 2021

---

### Dividend revenue

Dividend revenue is recognised when the dividend has been paid or, in the case of dividend reinvestment schemes, when the dividend is credited to the benefit of the fund.

### Rental revenue

Rental revenue arising from operating leases on investment properties is recognised upon receipt.

### Distribution revenue

Distributions from unit trusts and managed funds are recognised as at the date the unit value is quoted ex-distribution and if not received at the end of the reporting period, are reflected in the statement of financial position as a receivable at market value.

### Remeasurement changes in market values

Remeasurement changes in the market values of assets are recognised as income and are determined as the difference between the market value at year-end or consideration received (if sold during the year) and the market value as at the prior year-end or cost (if the investment was acquired during the period).

### d. Liability for Accrued Benefits

The liability for accrued benefits represents the fund's present obligation to pay benefits to members and beneficiaries and has been calculated as the difference between the carrying amount of the assets and the carrying amount of the other payables and income tax liabilities as at the end of the reporting period.

### e. Goods and Services Tax (GST)

Revenues, expenses and assets are recognised net of the amount of GST, except where the amount of GST incurred is not recoverable from the Australian Taxation Office (ATO).

The net amount of GST recoverable from, or payable to, the ATO is included with other receivables or other payables in the statement of financial position.

### f. Critical Accounting Estimates and Judgements

The preparation of financial statements requires the trustees to make judgements, estimates and assumptions that affect the application of accounting policies and the reported amounts of assets and liabilities, income and expenses. Actual results may differ from these estimates.

Estimates and underlying assumptions are reviewed on an ongoing basis. Revisions to accounting estimates are recognised in the period in which the estimate is revised and in any future period affected.

### Note 2: Managed Investments (Australian)

	2021 \$	2020 \$
APN AREIT Fund	43,225.63	35,958.47
Hyperion Small Growth Companies Fund	76,168.12	67,119.76
Bentham Global Income Fund	23,963.66	22,972.97
Pimco Aust Bond Fund - Wholesale	24,068.10	24,770.00
Pimco Global Bond Fund - Wholesale	34,160.10	34,892.30
Fidelity Aust Equities Fund	71,857.77	60,092.73

## Joyce Family Superabundance Super Fund

# Notes to the Financial Statements

For the year ended 30 June 2021

LM Mortgage Income Fund	468.39	655.75
IFP Global Franchise	56,210.36	54,956.43
Walter Scott Global Equity Fund	64,664.23	53,769.28
Arrowstreet Global Equity Fund	69,716.24	66,609.89
Magellan Global Fund	46,568.82	45,459.87
Magellan Infrastructure Fd	25,514.75	25,262.31
Pengana Aust Equities Fund	37,998.98	32,203.31
Pendal Small Comps Fund	24,164.10	21,348.56
Resolution Cap Gbl Prop Sec Fund	33,762.05	28,096.25
Plato Australian Shares Income Fund	51,703.38	44,193.55
	<hr/>	<hr/>
	684,214.68	618,361.43
	<hr/>	<hr/>

### Note 4: Liability for Accrued Benefits

	2021 \$	2020 \$
Liability for accrued benefits at beginning of year	687,216.31	717,188.47
Benefits accrued as a result of operations	72,416.01	(29,972.16)
Current year member movements	0.00	0.00
	<hr/>	<hr/>
Liability for accrued benefits at end of year	759,632.32	687,216.31
	<hr/>	<hr/>

### Note 5: Vested Benefits

Vested benefits are benefits which are not conditional upon continued membership of the fund (or any factor other than resignation from the plan) and include benefits which members were entitled to receive had they terminated their fund membership as at the end of the reporting period.

	2021 \$	2020 \$
Vested Benefits	<hr/> 759,632.32	<hr/> 687,216.31
	<hr/>	<hr/>

### Note 6: Guaranteed Benefits

No guarantees have been made in respect of any part of the liability for accrued benefits.

## Joyce Family Superabundance Super Fund

# Notes to the Financial Statements

For the year ended 30 June 2021

### Note 7: Trust Distributions

	2021 \$	2020 \$
Plato Australian Shares Income Fund	2,286.39	2,721.03
Resolution Cap Gbl Prop Sec Fund	572.16	580.60
Pimco Aust Bond Fund - Wholesale	366.58	710.29
Hyperion Small Growth Companies Fund	6,156.74	7,872.36
Fidelity Aust Equities Fund	3,120.72	4,101.57
Walter Scott Global Equity Fund	503.33	715.61
Pimco Global Bond Fund - Wholesale	936.94	1,194.29
Magellan Infrastructure Fd	1,068.95	1,025.56
Bentham Global Income Fund	1,432.38	949.18
Magellan Global Fund	1,729.27	1,819.36
Pengana Aust Equities Fund	1,440.52	3,099.24
APN AREIT Fund	2,349.96	2,839.56
Arrowstreet Global Equity Fund	12,946.93	6,425.47
Pendal Small Comps Fund	3,264.55	417.13
IFP Global Franchise	3,220.80	5,849.64
	41,396.22	40,320.89

### Note 8: Changes in Market Values Unrealised Movements in Market Value

	2021 \$	2020 \$
<b>Managed Investments (Australian)</b>		
APN AREIT Fund	7,267.16	(13,568.72)
Arrowstreet Global Equity Fund	3,106.35	1,801.56
Bentham Global Income Fund	990.69	(972.43)
Fidelity Aust Equities Fund	11,765.04	(5,050.66)
Hyperion Small Growth Companies Fund	9,048.36	8,690.58
IFP Global Franchise	1,253.93	3,621.20
LM Mortgage Income Fund	(187.36)	(983.63)
Magellan Global Fund	1,108.95	3,739.23
Magellan Infrastructure Fd	252.44	(2,889.32)
Pendal Small Comps Fund	2,815.54	(1,095.22)
Pengana Aust Equities Fund	5,795.67	(3,151.41)
Pimco Aust Bond Fund - Wholesale	(701.90)	498.59

## Joyce Family Superabundance Super Fund

# Notes to the Financial Statements

For the year ended 30 June 2021

Pimco Global Bond Fund - Wholesale	(732.20)	951.17
Plato Australian Shares Income Fund	7,509.83	(6,274.59)
Resolution Cap Gbl Prop Sec Fund	5,665.80	(3,489.30)
Walter Scott Global Equity Fund	10,894.95	2,895.94
	<u>65,853.25</u>	<u>(15,277.01)</u>
<b>Total Unrealised Movement</b>	<b>65,853.25</b>	<b>(15,277.01)</b>
<b>Realised Movements in Market Value</b>		
	<b>2021</b>	<b>2020</b>
	<b>\$</b>	<b>\$</b>
<b>Managed Investments (Australian)</b>		
Magellan Global Fund	0.00	(0.01)
Pengana Aust Equities Fund	0.00	2,346.44
	<u>0.00</u>	<u>2,346.43</u>
<b>Total Realised Movement</b>	<b>0.00</b>	<b>2,346.43</b>
<b>Total Market Movement</b>	<b>65,853.25</b>	<b>(12,930.58)</b>
<b>Note 9: Income Tax Expense</b>		
	<b>2021</b>	<b>2020</b>
	<b>\$</b>	<b>\$</b>
The components of tax expense comprise		
Current Tax	(2,223.15)	(2,720.31)
	<u>(2,223.15)</u>	<u>(2,720.31)</u>
Income Tax Expense	(2,223.15)	(2,720.31)

The prima facie tax on benefits accrued before income tax is reconciled to the income tax as follows:

Prima facie tax payable on benefits accrued before income tax at 15%	10,528.93	(4,903.87)
Less:		
Tax effect of:		
Increase in MV of Investments	9,877.99	0.00
Exempt Pension Income	2,044.65	2,545.95
Realised Accounting Capital Gains	0.00	351.96
Accounting Trust Distributions	6,209.43	6,048.13



## Joyce Family Superabundance Super Fund

# Notes to the Financial Statements

For the year ended 30 June 2021

---

Add:

Tax effect of:

Decrease in MV of Investments	0.00	2,291.55
Pension non deductible expenses	2,416.20	1,687.35
Pension Payments	3,150.00	7,350.00
Franking Credits	333.47	408.05
Foreign Credits	100.84	105.83
Taxable Trust Distributions	730.07	1,120.03
Distributed Foreign Income	872.71	887.12
Rounding	(0.15)	(0.02)
Less credits:		
Franking Credits	2,223.15	2,720.31
Current Tax or Refund	<u>(2,223.15)</u>	<u>(2,720.31)</u>

# Joyce Family Superabundance Super Fund

## Trustees Declaration

---

The trustees have determined that the fund is not a reporting entity and that the special purpose financial statements should be prepared in accordance with the accounting policies described in Note 1 to the financial statements.

In the opinion of the trustees:

- (i) the financial statements and notes to the financial statements for the year ended 30 June 2021 present fairly, in all material respects, the financial position of the superannuation fund at 30 June 2021 and the results of its operations for the year then ended in accordance with the accounting policies described in Note 1 to the financial statements;
- (ii) the financial statements and notes to the financial statements have been prepared in accordance with the requirements of the trust deed; and
- (iii) the operation of the superannuation fund has been carried out in accordance with its trust deed and in compliance with the requirements of the Superannuation Industry (Supervision) Act 1993 and associated Regulations during the year ended 30 June 2021.

Signed in accordance with a resolution of the trustees by:

.....  
James Thomas Joyce

Trustee

.....  
Carole Grace Florence Joyce

Trustee

Dated this ..... day of .....2021

## Joyce Family Superabundance Super Fund

# Compilation Report

---

We have compiled the accompanying special purpose financial statements of the Joyce Family Superabundance Super Fund which comprise the statement of financial position as at 30/06/2021 the operating statement for the year then ended, a summary of significant accounting policies and other explanatory notes. The specific purpose for which the special purpose financial statements have been prepared is set out in Note 1 to the financial statements.

### **The Responsibility of the Trustee**

The Trustee of Joyce Family Superabundance Super Fund are solely responsible for the information contained in the special purpose financial statements, the reliability, accuracy and completeness of the information and for the determination that the financial reporting framework used is appropriate to meet their needs and for the purpose that the financial statements were prepared.

### **Our Responsibility**

On the basis of information provided by the Trustee, we have compiled the accompanying special purpose financial statements in accordance with the financial reporting framework as described in Note 1 to the financial statements and APES 315: Compilation of Financial Information.

We have applied our expertise in accounting and financial reporting to compile these financial statements in accordance with the financial reporting framework described in Note 1 to the financial statements. We have complied with the relevant ethical requirements of APES 110: Code of Ethics for Professional Accountants.

### **Assurance Disclaimer**

Since a compilation engagement is not an assurance engagement, we are not required to verify the reliability, accuracy or completeness of the information provided to us by management to compile these financial statements. Accordingly, we do not express an audit opinion or a review conclusion on these financial statements.

The special purpose financial statements were compiled exclusively for the benefit of the directors of the trustee company who are responsible for the reliability, accuracy and completeness of the information used to compile them. We do not accept responsibility for the contents of the special purpose financial statements.

Michelle Gargar

of

Superannuation Professionals Pty Ltd Suite 2A, Ground Floor Suite 2A, Ground Floor, 140 Bundall Road, Bundall, Queensland 4217

Signed:

Dated: 22/11/2021

# Joyce Family Superabundance Super Fund

## Members Statement

James Thomas Joyce  
 37/100 Government Road  
 Wyee Point, New South Wales, 2259, Australia

<b>Your Details</b>		Nominated Beneficiaries	N/A
Date of Birth :	Provided	Vested Benefits	
Age:	80	Total Death Benefit	0.00
Tax File Number:	Provided	Current Salary	0.00
Date Joined Fund:	01/05/2007	Previous Salary	0.00
Service Period Start Date:		Disability Benefit	0.00
Date Left Fund:			
Member Code:	JOYJAM00002A		
Account Start Date	01/05/2007		
Account Phase:	Accumulation Phase		
Account Description:	Accumulation		

### Your Balance


#### Total Benefits

##### Preservation Components

- Preserved
- Unrestricted Non Preserved
- Restricted Non Preserved

##### Tax Components

- Tax Free
- Taxable



### Your Detailed Account Summary

This Year

Opening balance at	01/07/2020	
<u>Increases to Member account during the period</u>		
Employer Contributions		
Personal Contributions (Concessional)		
Personal Contributions (Non Concessional)		
Government Co-Contributions		
Other Contributions		
Proceeds of Insurance Policies		
Transfers In		
Net Earnings		
Internal Transfer In		
<u>Decreases to Member account during the period</u>		
Pensions Paid		
Contributions Tax		
Income Tax		
No TFN Excess Contributions Tax		
Excess Contributions Tax		
Refund Excess Contributions		
Division 293 Tax		
Insurance Policy Premiums Paid		
Management Fees		
Member Expenses		
Benefits Paid/Transfers Out		
Superannuation Surcharge Tax		
Internal Transfer Out		
Closing balance at	30/06/2021	0.00

# Joyce Family Superabundance Super Fund

## Members Statement

James Thomas Joyce  
 37/100 Government Road  
 Wyee Point, New South Wales, 2259, Australia

### Your Details

Date of Birth : Provided  
 Age: 80  
 Tax File Number: Provided  
 Date Joined Fund: 01/05/2007  
 Service Period Start Date:  
 Date Left Fund:  
 Member Code: JOYJAM00003P  
 Account Start Date: 01/07/2016  
 Account Phase: Retirement Phase  
 Account Description: Account Based Pension 2

Nominated Beneficiaries: Carole Grace Florence Joyce  
 Vested Benefits: 441,270.68  
 Total Death Benefit: 441,270.68  
 Current Salary: 0.00  
 Previous Salary: 0.00  
 Disability Benefit: 0.00

### Your Balance

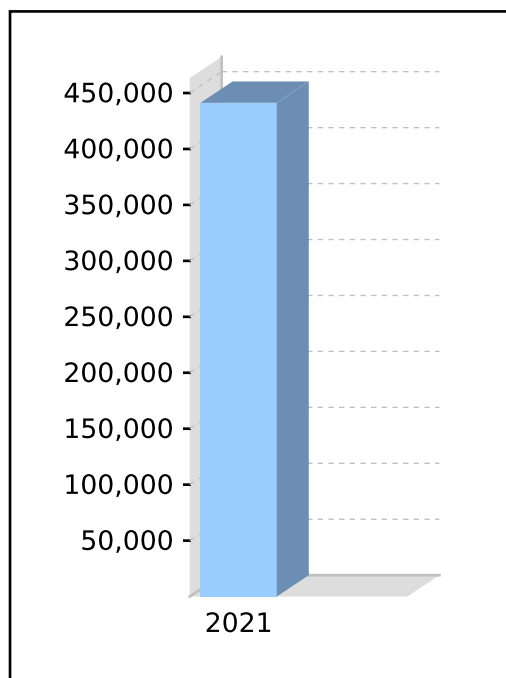
Total Benefits 441,270.68

#### Preservation Components

Preserved  
 Unrestricted Non Preserved 441,270.68  
 Restricted Non Preserved

#### Tax Components

Tax Free (93.45%) 412,380.48  
 Taxable 28,890.20



### Your Detailed Account Summary

	This Year
Opening balance at 01/07/2020	399,185.32
<u>Increases to Member account during the period</u>	
Employer Contributions	
Personal Contributions (Concessional)	
Personal Contributions (Non Concessional)	
Government Co-Contributions	
Other Contributions	
Proceeds of Insurance Policies	
Transfers In	
Net Earnings	54,265.36
Internal Transfer In	
<u>Decreases to Member account during the period</u>	
Pensions Paid	12,180.00
Contributions Tax	
Income Tax	
No TFN Excess Contributions Tax	
Excess Contributions Tax	
Refund Excess Contributions	
Division 293 Tax	
Insurance Policy Premiums Paid	
Management Fees	
Member Expenses	
Benefits Paid/Transfers Out	
Superannuation Surcharge Tax	
Internal Transfer Out	
Closing balance at 30/06/2021	441,270.68

# Joyce Family Superabundance Super Fund

## Members Statement

Carole Grace Florence Joyce  
 37/100 Government Road  
 Wyee Point, New South Wales, 2259, Australia

<b>Your Details</b>		Nominated Beneficiaries	N/A
Date of Birth :	Provided	Vested Benefits	
Age:	78	Total Death Benefit	0.00
Tax File Number:	Provided	Current Salary	0.00
Date Joined Fund:	01/05/2007	Previous Salary	0.00
Service Period Start Date:	01/05/2007	Disability Benefit	0.00
Date Left Fund:			
Member Code:	JOYCAR00002A		
Account Start Date	01/05/2007		
Account Phase:	Accumulation Phase		
Account Description:	Accumulation		

### Your Balance

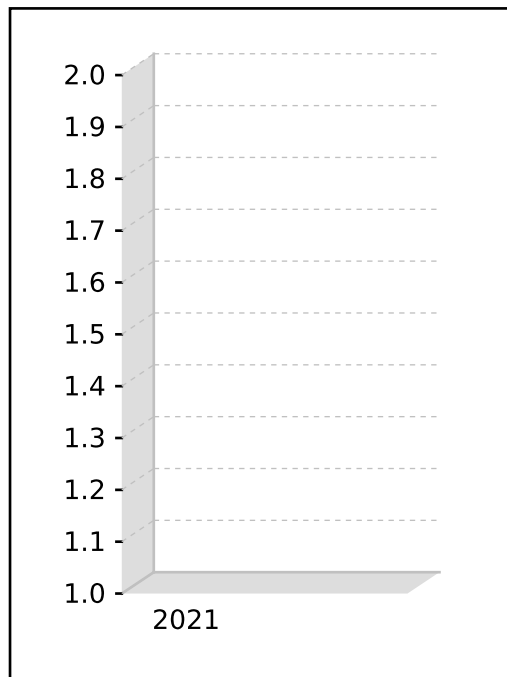
#### Total Benefits

#### Preservation Components

- Preserved
- Unrestricted Non Preserved
- Restricted Non Preserved

#### Tax Components

- Tax Free
- Taxable



### Your Detailed Account Summary

This Year

Opening balance at	01/07/2020	
<u>Increases to Member account during the period</u>		
Employer Contributions		
Personal Contributions (Concessional)		
Personal Contributions (Non Concessional)		
Government Co-Contributions		
Other Contributions		
Proceeds of Insurance Policies		
Transfers In		
Net Earnings		
Internal Transfer In		
<u>Decreases to Member account during the period</u>		
Pensions Paid		
Contributions Tax		
Income Tax		
No TFN Excess Contributions Tax		
Excess Contributions Tax		
Refund Excess Contributions		
Division 293 Tax		
Insurance Policy Premiums Paid		
Management Fees		
Member Expenses		
Benefits Paid/Transfers Out		
Superannuation Surcharge Tax		
Internal Transfer Out		
Closing balance at	30/06/2021	0.00

# Joyce Family Superabundance Super Fund

## Members Statement

Carole Grace Florence Joyce  
 37/100 Government Road  
 Wyee Point, New South Wales, 2259, Australia

### Your Details

Date of Birth : Provided  
 Age: 78  
 Tax File Number: Provided  
 Date Joined Fund: 01/05/2007  
 Service Period Start Date: 01/05/2007  
 Date Left Fund:  
 Member Code: JOYCAR00004P  
 Account Start Date: 01/07/2016  
 Account Phase: Retirement Phase  
 Account Description: Account Based Pension 3

Nominated Beneficiaries: James Thomas Joyce  
 Vested Benefits: 318,361.64  
 Total Death Benefit: 318,361.64  
 Current Salary: 0.00  
 Previous Salary: 0.00  
 Disability Benefit: 0.00

### Your Balance

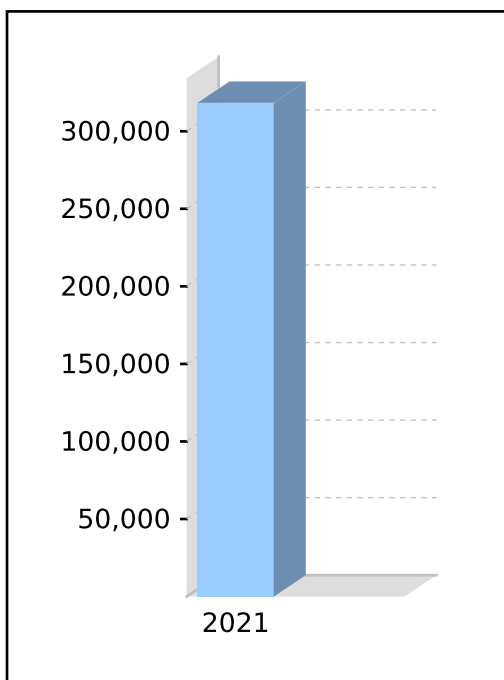
Total Benefits 318,361.64

#### Preservation Components

Preserved  
 Unrestricted Non Preserved 318,361.64  
 Restricted Non Preserved

#### Tax Components

Tax Free (71.94%) 229,034.52  
 Taxable 89,327.12



### Your Detailed Account Summary

	This Year
Opening balance at 01/07/2020	288,030.99
<u>Increases to Member account during the period</u>	
Employer Contributions	
Personal Contributions (Concessional)	
Personal Contributions (Non Concessional)	
Government Co-Contributions	
Other Contributions	
Proceeds of Insurance Policies	
Transfers In	
Net Earnings	39,150.65
Internal Transfer In	
<u>Decreases to Member account during the period</u>	
Pensions Paid	8,820.00
Contributions Tax	
Income Tax	
No TFN Excess Contributions Tax	
Excess Contributions Tax	
Refund Excess Contributions	
Division 293 Tax	
Insurance Policy Premiums Paid	
Management Fees	
Member Expenses	
Benefits Paid/Transfers Out	
Superannuation Surcharge Tax	
Internal Transfer Out	
Closing balance at 30/06/2021	318,361.64

# Memorandum of Resolutions of James Thomas Joyce and Carole Grace Florence Joyce ATF Joyce Family Superabundance Super Fund

---

## **FINANCIAL STATEMENTS OF SUPERANNUATION FUND:**

It was resolved that the financial statements would be prepared as special purpose financial statements as, in the opinion of the trustee(s), the superannuation fund is a non-reporting entity and therefore is not required to comply with all Australian Accounting Standards.

The Chair tabled the financial statements and notes to the financial statements of the superannuation fund in respect of the year ended 30 June 2021 and it was resolved that such statements be and are hereby adopted as tabled.

## **ANNUAL RETURN:**

Being satisfied that the fund had complied with the requirements of the Superannuation Industry (Supervision) Act 1993 (SISA) and Regulations during the year ended 30 June 2021, it was resolved that the annual return be approved, signed and lodged with the Australian Taxation Office.

## **INVESTMENT STRATEGY:**

The allocation of the fund's assets and the fund's investment performance over the financial year were reviewed and found to be within the acceptable ranges outlined in the investment strategy. After considering the risk, rate of return and liquidity of the investments and the ability of the fund to discharge its existing liabilities, it was resolved that the investment strategy continues to reflect the purposes and circumstances of the fund and its members. Accordingly, no changes in the investment strategy were required.

## **INSURANCE COVER:**

The trustee(s) reviewed the current life and total and permanent disability insurance coverage on offer to the members and resolved that the current insurance arrangements were appropriate for the fund.

## **ALLOCATION OF INCOME:**

It was resolved that the income of the fund would be allocated to the members based on their average daily balance (an alternative allocation basis may be percentage of opening balance).

## **INVESTMENT ACQUISITIONS:**

It was resolved to ratify the investment acquisitions throughout the financial year ended 30 June 2021.

## **INVESTMENT DISPOSALS:**

It was resolved to ratify the investment disposals throughout the financial year ended 30 June 2021.

## **AUDITORS:**

It was resolved that

Tony Boys

of

GPO Box 3376, Rundle Mall, South Australia 5000

act as auditors of the Fund for the next financial year.

## **TAX AGENTS:**

It was resolved that

Superannuation Professionals Pty Ltd

act as tax agents of the Fund for the next financial year.

## **PAYMENT OF BENEFITS:**

The trustee has ensured that any payment of benefits made from the Fund, meets the requirements of the Fund's deed and does not breach the superannuation laws in relation to:

1. making payments to members; and,
2. breaching the Fund or the member investment strategy.

The trustee has reviewed the payment of the benefit and received advice that



**Memorandum of Resolutions of  
James Thomas Joyce and Carole Grace Florence Joyce  
ATF Joyce Family Superabundance Super Fund**

---

the transfer is in accordance with the Deed and the superannuation laws. As such the trustee has resolved to allow the payment of the benefits on behalf of the member.

**CLOSURE:**

Signed as a true record –

.....  
James Thomas Joyce  
22 November 2021

.....  
Carole Grace Florence Joyce  
22 November 2021

# Joyce Family Superabundance Super Fund

## Statement of Taxable Income

For the year ended 30 June 2021

---

	2021
	\$
Benefits accrued as a result of operations	70,192.86
<b>Less</b>	
Increase in MV of investments	65,853.25
Exempt current pension income	13,631.00
Accounting Trust Distributions	41,396.22
	<hr/> 120,880.47
<b>Add</b>	
SMSF non deductible expenses	16,108.00
Pension Payments	21,000.00
Franking Credits	2,223.15
Foreign Credits	672.29
Taxable Trust Distributions	4,867.10
Distributed Foreign income	5,818.09
	<hr/> 50,688.63
SMSF Annual Return Rounding	(1.02)
	<hr/> 0.00
<b>Taxable Income or Loss</b>	<hr/> 0.00
Income Tax on Taxable Income or Loss	0.00
<b>Less</b>	
Franking Credits	2,223.15
	<hr/>
<b>CURRENT TAX OR REFUND</b>	<hr/> (2,223.15)
Supervisory Levy	259.00
	<hr/>
<b>AMOUNT DUE OR REFUNDABLE</b>	<hr/> (1,964.15)

---

# Joyce Family Superabundance Super Fund Investment Summary Report

As at 30 June 2021

Investment	Units	Market Price	Market Value	Average Cost	Accounting Cost	Unrealised Gain/(Loss)	Gain/(Loss)%	Portfolio Weight%
<b>Cash/Bank Accounts</b>								
Macquarie - Cash Management Account		41,369.090000	41,369.09	41,369.09	41,369.09			5.70 %
			<b>41,369.09</b>		<b>41,369.09</b>		<b>0.00 %</b>	<b>5.70 %</b>
<b>Managed Investments (Australian)</b>								
APN0008AU APN AREIT Fund	28,156.35	1.535200	43,225.63	1.42	40,020.46	3,205.17	8.01 %	5.96 %
MAQ0464AU Arrowstreet Global Equity Fund	59,852.54	1.164800	69,716.24	0.92	55,000.00	14,716.24	26.76 %	9.61 %
CSA0038AU Bentham Global Income Fund	22,826.88	1.049800	23,963.66	1.10	25,000.00	(1,036.34)	(4.15) %	3.30 %
FID0008AU Fidelity Aust Equities Fund	1,841.02	39.031500	71,857.77	27.16	50,000.00	21,857.77	43.72 %	9.90 %
BNT0101AU Hyperion Small Growth Companies Fund	14,030.64	5.428700	76,168.12	3.92	55,000.00	21,168.12	38.49 %	10.50 %
MAQ0404AU IFP Global Franchise	23,050.26	2.438600	56,210.36	1.95	45,000.00	11,210.36	24.91 %	7.75 %
LMI0004AU LM Mortgage Income Fund	11,709.84	0.040000	468.39	0.97	11,416.78	(10,948.39)	(95.90) %	0.06 %
MGE0001AU Magellan Global Fund	17,327.29	2.687600	46,568.82	1.87	32,425.08	14,143.74	43.62 %	6.42 %
MGE0002AU Magellan Infrastructure Fd	19,722.31	1.293700	25,514.75	1.27	25,000.00	514.75	2.06 %	3.52 %
RFA0819AU Pandal Small Comps Fund	10,332.28	2.338700	24,164.10	2.42	25,000.00	(835.90)	(3.34) %	3.33 %
PCL0005AU Pengana Aust Equities Fund	18,587.77	2.044300	37,998.98	1.74	32,346.44	5,652.54	17.47 %	5.24 %
ETL0015AU Pimco Aust Bond Fund - Wholesale	24,203.64	0.994400	24,068.10	1.00	24,298.03	(229.93)	(0.95) %	3.32 %
ETL0018AU Pimco Global Bond Fund - Wholesale	34,214.85	0.998400	34,160.10	0.99	33,971.92	188.18	0.55 %	4.71 %
WHT0039AU Plato Australian Shares Income Fund	39,339.10	1.314300	51,703.38	1.27	50,000.00	1,703.38	3.41 %	7.13 %
WHT0015AU Resolution Cap Gbl Prop Sec Fund	18,182.92	1.856800	33,762.05	1.65	30,000.00	3,762.05	12.54 %	4.65 %
MAQ0410AU Walter Scott Global Equity Fund	18,516.23	3.492300	64,664.23	1.62	30,000.00	34,664.23	115.55 %	8.91 %
			<b>684,214.68</b>		<b>564,478.71</b>	<b>119,735.97</b>	<b>21.21 %</b>	<b>94.30 %</b>
			<b>725,583.77</b>		<b>605,847.80</b>	<b>119,735.97</b>	<b>19.76 %</b>	<b>100.00 %</b>

# Joyce Family Superabundance Super Fund

## Investment Income Report

As at 30 June 2021

Investment	Total Income	Franked	Unfranked	Interest/ Other	Franking Credits	Foreign Income	Foreign Credits * 1	Assessable Income (Excl. Capital Gains) * 2	TFN Credits	Other Deductions	Distributed Capital Gains	Non-Assessable Payments
<b>Bank Accounts</b>												
Macquarie - Cash Management Account	51.93			51.93				51.93				
	<b>51.93</b>	<b>0.00</b>	<b>0.00</b>	<b>51.93</b>	<b>0.00</b>	<b>0.00</b>	<b>0.00</b>	<b>51.93</b>	<b>0.00</b>	<b>0.00</b>	<b>0.00</b>	<b>0.00</b>
<b>Managed Investments (Australian)</b>												
APN0008AU APN AREIT Fund	2,349.96			311.23		8.83	1.56	321.62			2,111.78	-81.88
MAQ0464AU Arrowstreet Global Equity Fund	12,946.93			179.72		1,433.25	204.38	1,817.35			11,333.96	
CSA0038AU Bentham Global Income Fund	1,432.38			169.91		1,248.19	0.01	1,418.11				14.28
FID0008AU Fidelity Aust Equities Fund	3,120.72	938.01	138.29	15.84	605.49	1.58	0.10	1,699.31			2,027.00	
BNT0101AU Hyperion Small Growth Companies Fund	6,156.74				137.29			1.51		135.78	6,156.74	135.78
MAQ0404AU IFP Global Franchise	3,220.80			2.91		768.63	147.33	918.87			2,449.26	
MGE0001AU Magellan Global Fund	1,729.27										812.48	916.79
MGE0002AU Magellan Infrastructure Fd	1,068.95	3.16	4.18	823.01	6.61	619.24	76.01	1,532.21			15.98	-396.62
RFA0819AU Pental Small Comps Fund	3,264.55	110.68	14.47	1.39	157.08	12.40	8.87	304.89			3,070.09	55.52
PCL0005AU Pengana Aust Equities Fund	1,440.52			0.14	345.67			345.81			1,397.68	42.70
ETL0015AU Pimco Aust Bond Fund - Wholesale	366.58			33.52		33.70		67.22				299.36
ETL0018AU Pimco Global Bond Fund - Wholesale	936.94			12.24		924.70		936.94				
WHT0039AU Plato Australian Shares Income Fund	2,286.39	1,944.18	200.35	76.29	971.01	35.01	5.72	3,232.56				30.56
WHT0015AU Resolution Cap Gbl Prop Sec Fund	572.16	0.60		22.24		544.17	88.15	655.16				5.15
MAQ0410AU Walter Scott Global Equity Fund	503.33			0.52		188.39	140.16	329.07			314.42	
	<b>41,396.22</b>	<b>2,996.63</b>	<b>357.29</b>	<b>1,648.96</b>	<b>2,223.15</b>	<b>5,818.09</b>	<b>672.29</b>	<b>13,580.63</b>	<b>0.00</b>	<b>135.78</b>	<b>29,689.39</b>	<b>1,021.64</b>
	<b>41,448.15</b>	<b>2,996.63</b>	<b>357.29</b>	<b>1,700.89</b>	<b>2,223.15</b>	<b>5,818.09</b>	<b>672.29</b>	<b>13,632.56</b>	<b>0.00</b>	<b>135.78</b>	<b>29,689.39</b>	<b>1,021.64</b>

Assessable Income (Excl. Capital Gains) **13,632.56**

Net Capital Gain **22,466.45**

---

**Total Assessable Income**

**36,099.01**

\*1 Includes foreign credits from foreign capital gains.

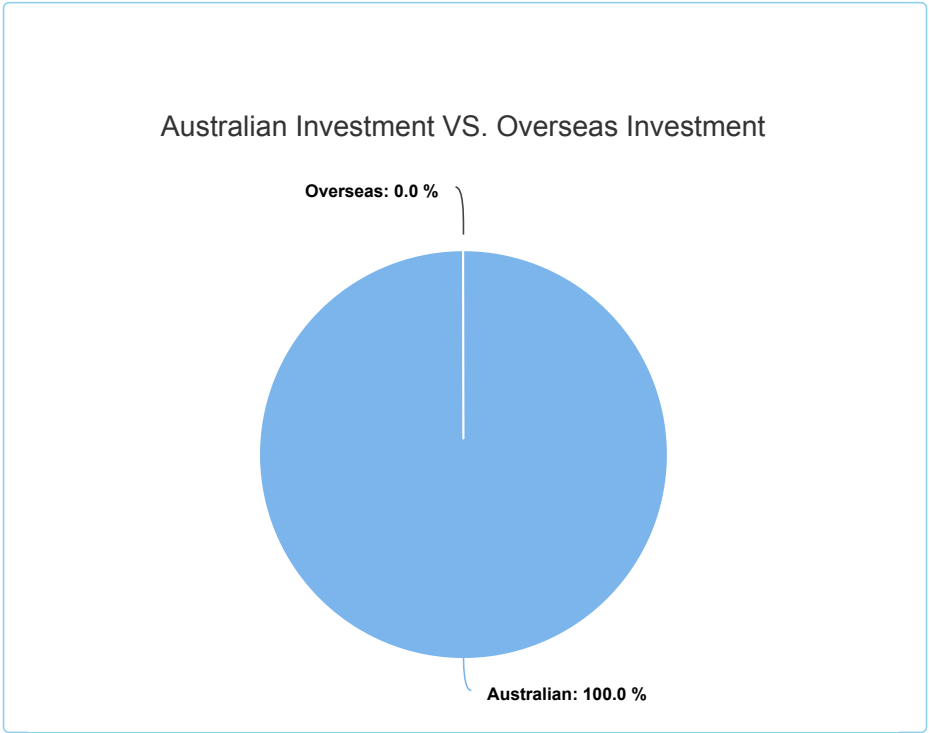
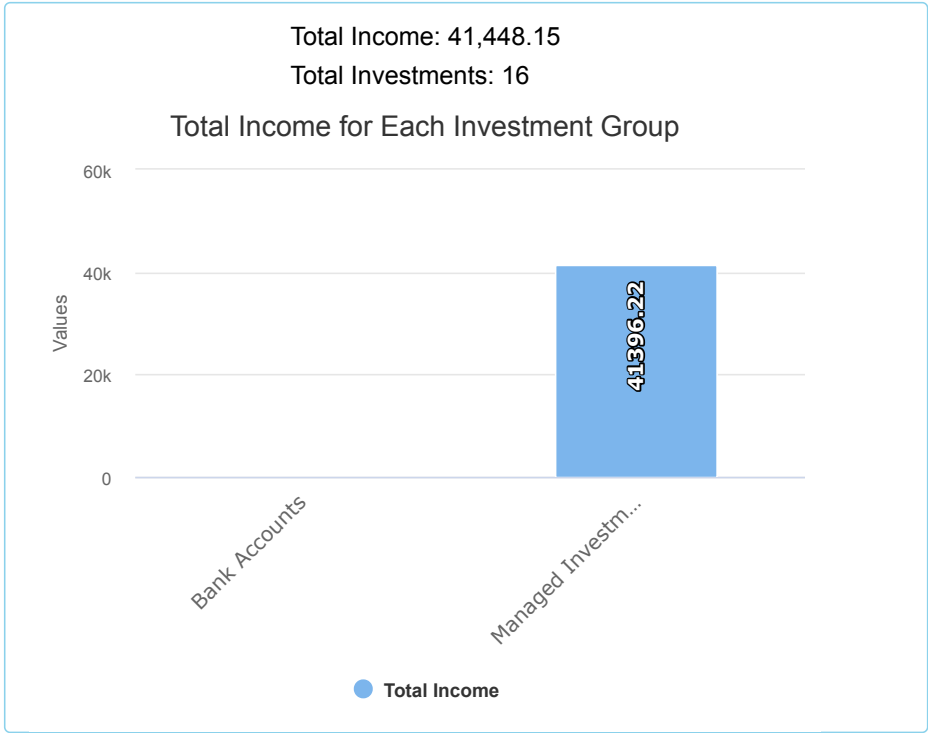
\*2 Assessable Income in the SMSF Annual Return will be different as capital gains and losses from disposals of assets have not been included.

For a breakdown of Distributed Capital Gains and Non-Assessable Payments refer to Distributions Reconciliation Report. Includes foreign credits from foreign capital gains.

Joyce Family Superabundance Super Fund

# Investment Income Report

As at 30 June 2021



# Joyce Family Superabundance Super Fund

## Realised Capital Gains Report

For The Period 01 July 2020 - 30 June 2021

Investment		Accounting Treatment				Tax Treatment						
Purchase Contract Date	Disposal Contract Date	Units	Cost	Proceeds	Accounting Profit/(Loss)	Adjusted Cost Base	Reduced Cost Base	Indexed Cost Base	Indexed Gains	Discounted Gains (Gross)	Other Gains	Capital Loss
<b>Managed Investments (Australian)</b>												
APN AREIT Fund												
		0.00	0.00	0.00	0.00	0.00	0.00	0.00	0.00	2,047.49	64.30	0.00
		<b>0.00</b>	<b>0.00</b>	<b>0.00</b>	<b>0.00</b>	<b>0.00</b>	<b>0.00</b>	<b>0.00</b>	<b>0.00</b>	<b>2,047.49</b>	<b>64.30</b>	<b>0.00</b>
Arrowstreet Global Equity Fund												
		0.00	0.00	0.00	0.00	0.00	0.00	0.00	0.00	3,519.36	7,814.60	0.00
		<b>0.00</b>	<b>0.00</b>	<b>0.00</b>	<b>0.00</b>	<b>0.00</b>	<b>0.00</b>	<b>0.00</b>	<b>0.00</b>	<b>3,519.36</b>	<b>7,814.60</b>	<b>0.00</b>
Fidelity Aust Equities Fund												
		0.00	0.00	0.00	0.00	0.00	0.00	0.00	0.00	2,027.00	0.00	0.00
		<b>0.00</b>	<b>0.00</b>	<b>0.00</b>	<b>0.00</b>	<b>0.00</b>	<b>0.00</b>	<b>0.00</b>	<b>0.00</b>	<b>2,027.00</b>	<b>0.00</b>	<b>0.00</b>
Hyperion Small Growth Companies Fund												
		0.00	0.00	0.00	0.00	0.00	0.00	0.00	0.00	6,156.73	0.00	0.00
		<b>0.00</b>	<b>0.00</b>	<b>0.00</b>	<b>0.00</b>	<b>0.00</b>	<b>0.00</b>	<b>0.00</b>	<b>0.00</b>	<b>6,156.73</b>	<b>0.00</b>	<b>0.00</b>
IFP Global Franchise												
		0.00	0.00	0.00	0.00	0.00	0.00	0.00	0.00	2,449.26	0.00	0.00
		<b>0.00</b>	<b>0.00</b>	<b>0.00</b>	<b>0.00</b>	<b>0.00</b>	<b>0.00</b>	<b>0.00</b>	<b>0.00</b>	<b>2,449.26</b>	<b>0.00</b>	<b>0.00</b>
Magellan Global Fund												
		0.00	0.00	0.00	0.00	0.00	0.00	0.00	0.00	812.48	0.00	0.00
		<b>0.00</b>	<b>0.00</b>	<b>0.00</b>	<b>0.00</b>	<b>0.00</b>	<b>0.00</b>	<b>0.00</b>	<b>0.00</b>	<b>812.48</b>	<b>0.00</b>	<b>0.00</b>
Magellan Infrastructure Fd												

# Joyce Family Superabundance Super Fund

## Realised Capital Gains Report

For The Period 01 July 2020 - 30 June 2021

Investment		Accounting Treatment				Tax Treatment						
Purchase Contract Date	Disposal Contract Date	Units	Cost	Proceeds	Accounting Profit/(Loss)	Adjusted Cost Base	Reduced Cost Base	Indexed Cost Base	Indexed Gains	Discounted Gains (Gross)	Other Gains	Capital Loss
<b>Managed Investments (Australian)</b>												
		0.00	0.00	0.00	0.00	0.00	0.00	0.00	0.00	15.98	0.00	0.00
		<b>0.00</b>	<b>0.00</b>	<b>0.00</b>	<b>0.00</b>	<b>0.00</b>	<b>0.00</b>	<b>0.00</b>	<b>0.00</b>	<b>15.98</b>	<b>0.00</b>	<b>0.00</b>
Pandal Small Comps Fund												
		0.00	0.00	0.00	0.00	0.00	0.00	0.00	0.00	2,928.42	141.68	0.00
		<b>0.00</b>	<b>0.00</b>	<b>0.00</b>	<b>0.00</b>	<b>0.00</b>	<b>0.00</b>	<b>0.00</b>	<b>0.00</b>	<b>2,928.42</b>	<b>141.68</b>	<b>0.00</b>
Pengana Aust Equities Fund												
		0.00	0.00	0.00	0.00	0.00	0.00	0.00	0.00	1,397.68	0.00	0.00
		<b>0.00</b>	<b>0.00</b>	<b>0.00</b>	<b>0.00</b>	<b>0.00</b>	<b>0.00</b>	<b>0.00</b>	<b>0.00</b>	<b>1,397.68</b>	<b>0.00</b>	<b>0.00</b>
Walter Scott Global Equity Fund												
		0.00	0.00	0.00	0.00	0.00	0.00	0.00	0.00	314.42	0.00	0.00
		<b>0.00</b>	<b>0.00</b>	<b>0.00</b>	<b>0.00</b>	<b>0.00</b>	<b>0.00</b>	<b>0.00</b>	<b>0.00</b>	<b>314.42</b>	<b>0.00</b>	<b>0.00</b>
		<b>0.00</b>	<b>0.00</b>	<b>0.00</b>	<b>0.00</b>	<b>0.00</b>	<b>0.00</b>	<b>0.00</b>	<b>0.00</b>	<b>21,668.82</b>	<b>8,020.58</b>	<b>0.00</b>
		<b>0.00</b>	<b>0.00</b>	<b>0.00</b>	<b>0.00</b>	<b>0.00</b>	<b>0.00</b>	<b>0.00</b>	<b>0.00</b>	<b>21,668.82</b>	<b>8,020.58</b>	<b>0.00</b>



# Self-managed superannuation fund annual return **2021**

## Who should complete this annual return?

Only self-managed superannuation funds (SMSFs) can complete this annual return. All other funds must complete the *Fund income tax return 2021* (NAT 71287).

- ❗ The *Self-managed superannuation fund annual return instructions 2021* (NAT 71606) (the instructions) can assist you to complete this annual return.
- ➡ The SMSF annual return cannot be used to notify us of a change in fund membership. You must update fund details via [ABR.gov.au](http://ABR.gov.au) or complete the Change of details for superannuation entities form (NAT 3036).

## To complete this annual return

- Print clearly, using a BLACK pen only.
  - Use BLOCK LETTERS and print one character per box.
- 
- Place  in ALL applicable boxes.

- ➡ Postal address for annual returns:

**Australian Taxation Office**  
**GPO Box 9845**  
**[insert the name and postcode**  
**of your capital city]**

For example;

**Australian Taxation Office**  
**GPO Box 9845**  
**SYDNEY NSW 2001**

## Section A: Fund information

### 1 Tax file number (TFN)

- ❗ The ATO is authorised by law to request your TFN. You are not obliged to quote your TFN but not quoting it could increase the chance of delay or error in processing your annual return. See the Privacy note in the Declaration.

➡ To assist processing, write the fund's TFN at the top of pages 3, 5, 7 and 9.

### 2 Name of self-managed superannuation fund (SMSF)

### 3 Australian business number (ABN) (if applicable)

### 4 Current postal address

Suburb/town

State/territory

Postcode

### 5 Annual return status

Is this an amendment to the SMSF's 2021 return?

**A** No Yes

Is this the first required return for a newly registered SMSF?

**B** No Yes

**6 SMSF auditor**

Auditor's name

Title: Mr  Mrs  Miss  Ms  Other

Family name

First given name

Other given names

SMSF Auditor Number

Auditor's phone number

Postal address

Suburb/town

State/territory

Postcode

Date audit was completed **A**  /  /   
Day / Month / YearWas Part A of the audit report qualified? **B** No YesWas Part B of the audit report qualified? **C** No YesIf Part B of the audit report was qualified,  
have the reported issues been rectified? **D** No Yes

---

**7 Electronic funds transfer (EFT)**

We need your self-managed super fund's financial institution details to pay any super payments and tax refunds owing to you.

**A Fund's financial institution account details**

This account is used for super contributions and rollovers. Do not provide a tax agent account here.

Fund BSB number

Fund account number

Fund account name

I would like my tax refunds made to this account.  Go to C.**B Financial institution account details for tax refunds**

This account is used for tax refunds. You can provide a tax agent account here.

BSB number

Account number

Account name

**C Electronic service address alias**Provide the electronic service address alias (ESA) issued by your SMSF messaging provider.  
(For example, SMSFdataESAAlias). See instructions for more information.

- 8 Status of SMSF** Australian superannuation fund **A** No Yes Fund benefit structure **B** Code  
 Does the fund trust deed allow acceptance of the Government's Super Co-contribution and Low Income Super Amounts? **C** No Yes

**9 Was the fund wound up during the income year?**

No Yes **▶** If yes, provide the date on which the fund was wound up Day / Month / Year **▶** Have all tax lodgment and payment obligations been met? No Yes

**10 Exempt current pension income**

Did the fund pay retirement phase superannuation income stream benefits to one or more members in the income year?

To claim a tax exemption for current pension income, you must pay at least the minimum benefit payment under the law. Record exempt current pension income at Label **A**.

No **▶** Go to Section B: Income.

Yes **▶** Exempt current pension income amount **A** \$

Which method did you use to calculate your exempt current pension income?

Segregated assets method **B**

Unsegregated assets method **C** **▶** Was an actuarial certificate obtained? **D** Yes

Did the fund have any other income that was assessable?

**E** Yes **▶** Go to Section B: Income.

No **▶** Choosing 'No' means that you do not have any assessable income, including no-TFN quoted contributions. Go to Section C: Deductions and non-deductible expenses. (Do **not** complete Section B: Income.)

If you are entitled to claim any tax offsets, you can list these at Section D: Income tax calculation statement.

## Section B: Income

**Do not complete this section** if all superannuation interests in the SMSF were supporting superannuation income streams in the retirement phase for the **entire year**, there was **no** other income that was assessable, and you **have not** realised a deferred notional gain. If you are entitled to claim any tax offsets, you can record these at Section D: Income tax calculation statement.

### 11 Income

Did you have a capital gains tax (CGT) event during the year? **G** No Yes

If the total capital loss or total capital gain is greater than \$10,000 or you elected to use the transitional CGT relief in 2017 and the deferred notional gain has been realised, complete and attach a *Capital gains tax (CGT) schedule 2021*.

Have you applied an exemption or rollover? **M** No Yes

Code

Net capital gain **A** \$

Gross rent and other leasing and hiring income **B** \$

Gross interest **C** \$

Forestry managed investment scheme income **X** \$

Gross foreign income <b>D1</b> \$	Net foreign income <b>D</b> \$	Loss
-----------------------------------	--------------------------------	------

Australian franking credits from a New Zealand company **E** \$

Transfers from foreign funds **F** \$

Gross payments where ABN not quoted **H** \$

Gross distribution from partnerships **I** \$

\*Unfranked dividend amount **J** \$

\*Franked dividend amount **K** \$

\*Dividend franking credit **L** \$

\*Gross trust distributions **M** \$

<b>Calculation of assessable contributions</b>
Assessable employer contributions <b>R1</b> \$
plus Assessable personal contributions <b>R2</b> \$
plus <b>**No-TFN-quoted contributions</b> <b>R3</b> \$
<i>(an amount must be included even if it is zero)</i>
less Transfer of liability to life insurance company or PST <b>R6</b> \$

<b>Assessable contributions</b> <b>R</b> \$
<b>(R1 plus R2 plus R3 less R6)</b>

<b>Calculation of non-arm's length income</b>
*Net non-arm's length private company dividends <b>U1</b> \$
plus *Net non-arm's length trust distributions <b>U2</b> \$
plus *Net other non-arm's length income <b>U3</b> \$

*Other income <b>S</b> \$
*Assessable income due to changed tax status of fund <b>T</b> \$
<b>Net non-arm's length income</b> <b>U</b> \$
<b>(subject to 45% tax rate)</b>
<b>(U1 plus U2 plus U3)</b>

#This is a mandatory label.  
\*If an amount is entered at this label, check the instructions to ensure the correct tax treatment has been applied.

<b>GROSS INCOME</b> <b>W</b> \$	Loss
<b>(Sum of labels A to U)</b>	

Exempt current pension income **Y** \$

<b>TOTAL ASSESSABLE INCOME</b> <b>V</b> \$	Loss
<b>(W less Y)</b>	

## Section C: Deductions and non-deductible expenses

### 12 Deductions and non-deductible expenses

- Under 'Deductions' list all expenses and allowances you are entitled to claim a deduction for. Under 'Non-deductible expenses', list all other expenses or normally allowable deductions that you cannot claim as a deduction (for example, all expenses related to exempt current pension income should be recorded in the 'Non-deductible expenses' column).

DEDUCTIONS		NON-DEDUCTIBLE EXPENSES	
Interest expenses within Australia	<b>A1 \$</b>		<b>A2 \$</b>
Interest expenses overseas	<b>B1 \$</b>		<b>B2 \$</b>
Capital works expenditure	<b>D1 \$</b>		<b>D2 \$</b>
Decline in value of depreciating assets	<b>E1 \$</b>		<b>E2 \$</b>
Insurance premiums – members	<b>F1 \$</b>		<b>F2 \$</b>
SMSF auditor fee	<b>H1 \$</b>		<b>H2 \$</b>
Investment expenses	<b>I1 \$</b>		<b>I2 \$</b>
Management and administration expenses	<b>J1 \$</b>		<b>J2 \$</b>
Forestry managed investment scheme expense	<b>U1 \$</b>		<b>U2 \$</b>
Other amounts	<b>L1 \$</b>	Code	<b>L2 \$</b>
Tax losses deducted	<b>M1 \$</b>		

**TOTAL DEDUCTIONS**  
**N \$**  
 (Total **A1** to **M1**)

**TOTAL NON-DEDUCTIBLE EXPENSES**  
**Y \$**  
 (Total **A2** to **L2**)

**#TAXABLE INCOME OR LOSS** Loss  
**O \$**  
 (**TOTAL ASSESSABLE INCOME** *less*  
**TOTAL DEDUCTIONS**)

**TOTAL SMSF EXPENSES**  
**Z \$**  
 (**N** *plus* **Y**)

#This is a mandatory label.

## Section D: Income tax calculation statement

### #Important:

Section B label **R3**, Section C label **O** and Section D labels **A, T1, J, T5** and **I** are mandatory. If you leave these labels blank, you will have specified a zero amount.

### 13 Calculation statement

Please refer to the *Self-managed superannuation fund annual return instructions 2021* on how to complete the calculation statement.

#Taxable income	<b>A \$</b>	<i>(an amount must be included even if it is zero)</i>
#Tax on taxable income	<b>T1 \$</b>	<i>(an amount must be included even if it is zero)</i>
#Tax on no-TFN-quoted contributions	<b>J \$</b>	<i>(an amount must be included even if it is zero)</i>

Gross tax **B \$**

*(T1 plus J)*

Foreign income tax offset	
<b>C1 \$</b>	
Rebates and tax offsets	Non-refundable non-carry forward tax offsets
<b>C2 \$</b>	<b>C \$</b>
	<i>(C1 plus C2)</i>

SUBTOTAL 1

**T2 \$**

*(B less C – cannot be less than zero)*

Early stage venture capital limited partnership tax offset	
<b>D1 \$</b>	
Early stage venture capital limited partnership tax offset carried forward from previous year	Non-refundable carry forward tax offsets
<b>D2 \$</b>	<b>D \$</b>
Early stage investor tax offset	<i>(D1 plus D2 plus D3 plus D4)</i>
<b>D3 \$</b>	
Early stage investor tax offset carried forward from previous year	SUBTOTAL 2
<b>D4 \$</b>	<b>T3 \$</b>
	<i>(T2 less D – cannot be less than zero)</i>

Complying fund's franking credits tax offset	
<b>E1 \$</b>	
No-TFN tax offset	
<b>E2 \$</b>	
National rental affordability scheme tax offset	
<b>E3 \$</b>	
Exploration credit tax offset	Refundable tax offsets
<b>E4 \$</b>	<b>E \$</b>
	<i>(E1 plus E2 plus E3 plus E4)</i>

#TAX PAYABLE **T5 \$**

*(T3 less E – cannot be less than zero)*

Section 102AAM interest charge

**G \$**

Credit for interest on early payments – amount of interest	
<b>H1 \$</b>	
Credit for tax withheld – foreign resident withholding (excluding capital gains)	
<b>H2 \$</b>	
Credit for tax withheld – where ABN or TFN not quoted (non-individual)	
<b>H3 \$</b>	
Credit for TFN amounts withheld from payments from closely held trusts	
<b>H5 \$</b>	
Credit for interest on no-TFN tax offset	
<b>H6 \$</b>	
Credit for foreign resident capital gains withholding amounts	
<b>H8 \$</b>	
	<b>Eligible credits</b>
	<b>H \$</b>
	<i>(H1 plus H2 plus H3 plus H5 plus H6 plus H8)</i>

<b>#Tax offset refunds</b> (Remainder of refundable tax offsets)	<b>I \$</b>	<i>(unused amount from label E – an amount must be included even if it is zero)</i>
---	-------------	---

PAYG instalments raised

**K \$**

Supervisory levy

**L \$**

Supervisory levy adjustment for wound up funds

**M \$**

Supervisory levy adjustment for new funds

**N \$**

<b>AMOUNT DUE OR REFUNDABLE</b> A positive amount at <b>S</b> is what you owe, while a negative amount is refundable to you.	<b>S \$</b>	<i>(T5 plus G less H less I less K plus L less M plus N)</i>
---	-------------	--

#This is a mandatory label.

**Section E: Losses****14 Losses**

**!** If total loss is greater than \$100,000, complete and attach a *Losses schedule 2021*.

Tax losses carried forward to later income years **U \$**Net capital losses carried forward to later income years **V \$**

## Section F: Member information

### MEMBER 1

Title: Mr Mrs Miss Ms Other

Family name

First given name

Other given names

### Member's TFN

See the Privacy note in the Declaration.

Date of birth

### Contributions

OPENING ACCOUNT BALANCE \$

**!** Refer to instructions for completing these labels.

Employer contributions

**A \$**

ABN of principal employer

**A1**

Personal contributions

**B \$**

CGT small business retirement exemption

**C \$**

CGT small business 15-year exemption amount

**D \$**

Personal injury election

**E \$**

Spouse and child contributions

**F \$**

Other third party contributions

**G \$**

Proceeds from primary residence disposal

**H \$**

Receipt date Day / Month / Year

**H1**

Assessable foreign superannuation fund amount

**I \$**

Non-assessable foreign superannuation fund amount

**J \$**

Transfer from reserve: assessable amount

**K \$**

Transfer from reserve: non-assessable amount

**L \$**

Contributions from non-complying funds and previously non-complying funds

**T \$**

Any other contributions (including Super Co-contributions and Low Income Super Amounts)

**M \$**

**TOTAL CONTRIBUTIONS N \$**

(Sum of labels **A** to **M**)

### Other transactions

Allocated earnings or losses **O \$**

Loss

Accumulation phase account balance

**S1 \$**

Inward rollovers and transfers **P \$**

Retirement phase account balance - Non CDBIS

**S2 \$**

Outward rollovers and transfers **Q \$**

Retirement phase account balance - CDBIS

**S3 \$**

Lump Sum payments **R1 \$**

Income stream payments **R2 \$**

Code

Code

TRIS Count

**CLOSING ACCOUNT BALANCE S \$**

(**S1** plus **S2** plus **S3**)

Accumulation phase value **X1 \$**

Retirement phase value **X2 \$**

Outstanding limited recourse borrowing arrangement amount **Y \$**



**MEMBER 2**

Title: Mr Mrs Miss Ms Other

Family name

First given name

Other given names

**Member's TFN**

See the Privacy note in the Declaration.

**Date of birth**

**Contributions**

OPENING ACCOUNT BALANCE \$

**!** Refer to instructions for completing these labels.

Employer contributions

**A \$**

ABN of principal employer

**A1**

Personal contributions

**B \$**

CGT small business retirement exemption

**C \$**

CGT small business 15-year exemption amount

**D \$**

Personal injury election

**E \$**

Spouse and child contributions

**F \$**

Other third party contributions

**G \$**

Proceeds from primary residence disposal

**H \$**

Receipt date Day / Month / Year

**H1**

Assessable foreign superannuation fund amount

**I \$**

Non-assessable foreign superannuation fund amount

**J \$**

Transfer from reserve: assessable amount

**K \$**

Transfer from reserve: non-assessable amount

**L \$**

Contributions from non-complying funds and previously non-complying funds

**T \$**

Any other contributions (including Super Co-contributions and Low Income Super Amounts)

**M \$**

**TOTAL CONTRIBUTIONS N \$**

(Sum of labels **A** to **M**)

**Other transactions**

Allocated earnings or losses **O \$**

Loss

Accumulation phase account balance

**S1 \$**

Inward rollovers and transfers **P \$**

Retirement phase account balance - Non CDBIS

**S2 \$**

Outward rollovers and transfers **Q \$**

Retirement phase account balance - CDBIS

**S3 \$**

Lump Sum payments **R1 \$**

Income stream payments **R2 \$**

Code

Code

TRIS Count

**CLOSING ACCOUNT BALANCE S \$**

(**S1** plus **S2** plus **S3**)

Accumulation phase value **X1 \$**

Retirement phase value **X2 \$**

Outstanding limited recourse borrowing arrangement amount **Y \$**

**OFFICIAL: Sensitive** (when completed)

---

**Section H: Assets and liabilities**
**15 ASSETS**

15a Australian managed investments

Listed trusts **A \$**

Unlisted trusts **B \$**

Insurance policy **C \$**

Other managed investments **D \$**

---

15b Australian direct investments

<p><b>Limited recourse borrowing arrangements</b></p> <p>Australian residential real property <b>J1 \$</b></p> <p>Australian non-residential real property <b>J2 \$</b></p> <p>Overseas real property <b>J3 \$</b></p> <p>Australian shares <b>J4 \$</b></p> <p>Overseas shares <b>J5 \$</b></p> <p>Other <b>J6 \$</b></p> <p>Property count <b>J7</b></p>	<p>Cash and term deposits <b>E \$</b></p> <p>Debt securities <b>F \$</b></p> <p style="padding-left: 100px;">Loans <b>G \$</b></p> <p style="padding-left: 100px;">Listed shares <b>H \$</b></p> <p style="padding-left: 100px;">Unlisted shares <b>I \$</b></p> <p style="padding-left: 100px;">Limited recourse borrowing arrangements <b>J \$</b></p> <p style="padding-left: 100px;">Non-residential real property <b>K \$</b></p> <p style="padding-left: 150px;">Residential real property <b>L \$</b></p> <p style="padding-left: 100px;">Collectables and personal use assets <b>M \$</b></p> <p style="padding-left: 100px;">Other assets <b>O \$</b></p>
--	--

---

15c Other investments

Crypto-Currency **N \$**

---

15d Overseas direct investments

Overseas shares **P \$**

Overseas non-residential real property **Q \$**

Overseas residential real property **R \$**

Overseas managed investments **S \$**

Other overseas assets **T \$**

<b>TOTAL AUSTRALIAN AND OVERSEAS ASSETS U \$</b> <small>(Sum of labels A to T)</small>
---

---

**15e In-house assets**

Did the fund have a loan to, lease to or investment in, related parties (known as in-house assets) at the end of the income year?

**A** No      Yes    **) \$**

**15f Limited recourse borrowing arrangements**

If the fund had an LRBA were the LRBA borrowings from a licensed financial institution? **A** No  Yes

Did the members or related parties of the fund use personal guarantees or other security for the LRBA? **B** No  Yes

**16 LIABILITIES**

Borrowings for limited recourse borrowing arrangements

**V1 \$**

Permissible temporary borrowings

**V2 \$**

Other borrowings

**V3 \$**Borrowings **V \$**

Total member closing account balances (total of all **CLOSING ACCOUNT BALANCES** from Sections F and G) **W \$**

Reserve accounts **X \$**Other liabilities **Y \$****TOTAL LIABILITIES Z \$****Section I: Taxation of financial arrangements****17 Taxation of financial arrangements (TOFA)**Total TOFA gains **H \$**Total TOFA losses **I \$****Section J: Other information****Family trust election status**

If the trust or fund has made, or is making, a family trust election, write the four-digit **income year specified** of the election (for example, for the 2020–21 income year, write **2021**). **A**

If revoking or varying a family trust election, print **R** for revoke or print **V** for variation, and complete and attach the *Family trust election, revocation or variation 2021*. **B**

**Interposed entity election status**

If the trust or fund has an existing election, write the earliest income year specified. If the trust or fund is making one or more elections this year, write the earliest income year being specified and complete an *Interposed entity election or revocation 2021* for each election. **C**

If revoking an interposed entity election, print **R**, and complete and attach the *Interposed entity election or revocation 2021*. **D**

## Section K: Declarations

 Penalties may be imposed for false or misleading information in addition to penalties relating to any tax shortfalls.

### Important

Before making this declaration check to ensure that all income has been disclosed and the annual return, all attached schedules and any additional documents are true and correct in every detail. If you leave labels blank, you will have specified a zero amount or the label was not applicable to you. If you are in doubt about any aspect of the annual return, place all the facts before the ATO.

### Privacy

The ATO is authorised by the *Taxation Administration Act 1953* to request the provision of tax file numbers (TFNs). We will use the TFN to identify the entity in our records. It is not an offence not to provide the TFN. However if you do not provide the TFN, the processing of this form may be delayed.

Taxation law authorises the ATO to collect information and disclose it to other government agencies. For information about your privacy go to [ato.gov.au/privacy](https://ato.gov.au/privacy)

### TRUSTEE'S OR DIRECTOR'S DECLARATION:

I declare that, the current trustees and directors have authorised this annual return and it is documented as such in the SMSF's records. I have received a copy of the audit report and are aware of any matters raised therein. The information on this annual return, including any attached schedules and additional documentation is true and correct.

Authorised trustee's, director's or public officer's signature

Date  /  /

### Preferred trustee or director contact details:

Title:  Mr  Mrs  Miss  Ms  Other

Family name

First given name

Other given names

Phone number

Email address

Non-individual trustee name (if applicable)

ABN of non-individual trustee

Time taken to prepare and complete this annual return  Hrs

 The Commissioner of Taxation, as Registrar of the Australian Business Register, may use the ABN and business details which you provide on this annual return to maintain the integrity of the register. For further information, refer to the instructions.

### TAX AGENT'S DECLARATION:

I declare that the *Self-managed superannuation fund annual return 2021* has been prepared in accordance with information provided by the trustees, that the trustees have given me a declaration stating that the information provided to me is true and correct, and that the trustees have authorised me to lodge this annual return.

Tax agent's signature

Date  /  /

### Tax agent's contact details

Title:  Mr  Mrs  Miss  Ms  Other

Family name

First given name

Other given names

Tax agent's practice

Tax agent's phone number

Reference number

Tax agent number

# Capital gains tax (CGT) schedule

# 202%

### When completing this form

- Print clearly, using a black or dark blue pen only.
- Use BLOCK LETTERS and print one character in each box.

S	M	I	T	H		S	T										
---	---	---	---	---	--	---	---	--	--	--	--	--	--	--	--	--	--

- Do not use correction fluid or covering stickers.
- Sign next to any corrections with your **full signature** (not initials).

- Use in conjunction with company, trust, fund income tax return or the self-managed superannuation fund annual return.
- Refer to the *Guide to capital gains tax 202F* available on our website at [ato.gov.au](http://ato.gov.au) for instructions on how to complete this schedule.

### Tax file number (TFN)

**I** We are authorised by law to request your TFN. You do not have to quote your TFN. However, if you don't it could increase the chance of delay or error in processing your form.

### Australian business number (ABN)

### Taxpayer's name

## 1 Current year capital gains and capital losses

	Capital gain		Capital loss
Shares in companies listed on an Australian securities exchange	<b>A \$</b>		<b>K \$</b>
Other shares	<b>B \$</b>		<b>L \$</b>
Units in unit trusts listed on an Australian securities exchange	<b>C \$</b>		<b>M \$</b>
Other units	<b>D \$</b>		<b>N \$</b>
Real estate situated in Australia	<b>E \$</b>		<b>O \$</b>
Other real estate	<b>F \$</b>		<b>P \$</b>
Amount of capital gains from a trust (including a managed fund)	<b>G \$</b>		
Collectables	<b>H \$</b>		<b>Q \$</b>
Other CGT assets and any other CGT events	<b>I \$</b>		<b>R \$</b>
Amount of capital gain previously deferred under transitional CGT relief for superannuation funds	<b>S \$</b>		
<b>Total current year capital gains</b>	<b>J \$</b>		

Add the amounts at labels **K** to **R** and write the total in item 2 label **A – Total current year capital losses**.

---

**2 Capital losses**Total current year capital losses **A \$**Total current year capital losses applied **B \$**Total prior year net capital losses applied **C \$**Total capital losses transferred in applied  
(only for transfers involving a foreign bank branch or  
permanent establishment of a foreign financial entity) **D \$**Total capital losses applied **E \$**Add amounts at **B**, **C** and **D**.

---

**3 Unapplied net capital losses carried forward**Net capital losses from collectables carried forward to later income years **A \$**Other net capital losses carried forward to later income years **B \$**Add amounts at **A** and **B** and transfer the total  
to label **V – Net capital losses carried forward  
to later income years** on your tax return.

---

**4 CGT discount**Total CGT discount applied **A \$**

---

**5 CGT concessions for small business**Small business active asset reduction **A \$**Small business retirement exemption **B \$**Small business rollover **C \$**Total small business concessions applied **D \$**

---

**6 Net capital gain**Net capital gain **A \$****1J less 2E less 4A less 5D** (cannot be less than  
zero). Transfer the amount at **A** to label **A – Net  
capital gain** on your tax return.

---

**7 Earnout arrangements**

Are you a party to an earnout arrangement? **A** Yes, as a buyer **Yes, as a seller** **No**  
(Print  in the appropriate box.)

**!** If you are a party to more than one earnout arrangement, copy and attach a separate sheet to this schedule providing the details requested here for each additional earnout arrangement.

How many years does the earnout arrangement run for? **B**

What year of that arrangement are you in? **C**

If you are the seller, what is the total estimated capital proceeds from the earnout arrangement? **D** \$

Amount of any capital gain or loss you made under your non-qualifying arrangement in the income year. **E** \$ / <sup>LOSS</sup>

**!** **Request for amendment**

If you received or provided a financial benefit under a look-through earnout right created in an earlier income year and you wish to seek an amendment to that earlier income year, complete the following:

Income year earnout right created **F**

Amended net capital gain or capital losses carried forward **G** \$ / <sup>LOSS</sup>

---

**8 Other CGT information required (if applicable)**

Small business 15 year exemption – exempt capital gains **A** \$ / <sup>CODE</sup>

Capital gains disregarded by a foreign resident **B** \$

Capital gains disregarded as a result of a scrip for scrip rollover **C** \$

Capital gains disregarded as a result of an inter-company asset rollover **D** \$

Capital gains disregarded by a demerging entity **E** \$

---

## Taxpayer's declaration

**!** If the schedule is not lodged with the income tax return you are required to sign and date the schedule.

### Important

Before making this declaration check to ensure that all the information required has been provided on this form and any attachments to this form, and that the information provided is true and correct in every detail. If you are in doubt about any aspect of the tax return, place all the facts before the ATO. The income tax law imposes heavy penalties for false or misleading statements.

### Privacy

Taxation law authorises the ATO to collect information and disclose it to other government agencies. This includes personal information of the person authorised to sign the declaration. For information about your privacy go to [ato.gov.au/privacy](http://ato.gov.au/privacy)

---

*I declare that the information on this form is true and correct.*

Signature

Date

Day

Month

Year

/ /

Contact name

Daytime contact number (include area code)



## Losses schedule

# 202%

Companies and trusts that do not join consolidated groups should complete and attach this schedule to their 202F tax return. Superannuation funds should complete and attach this schedule to their 202F tax return.

Print neatly in BLOCK LETTERS with a black or blue ballpoint pen only. Print one letter or number in each box. Do not use correction fluid or tape.

Place  in all applicable boxes.

Refer to *Losses schedule instructions 202F*, available on our website [ato.gov.au](http://ato.gov.au) for instructions on how to complete this schedule.

Tax file number (TFN)

Name of entity

Australian business number

### Part A – Losses carried forward to the 202%-2& income year – excludes film losses

#### 1 Tax losses carried forward to later income years

Year of loss	
200€–2F	<b>B</b>
201J–G€	<b>C</b>
201î –1J	<b>D</b>
201Î –1î	<b>E</b>
201î –1î	<b>F</b>
201Í –1Î and earlier income years	<b>G</b>
<b>Total</b>	<b>U</b>

Transfer the amount at **U** to the **Tax losses carried forward to later income years** label on your tax return.

#### 2 Net capital losses carried forward to later income years

Year of loss	
2020–21	<b>H</b>
2019–20	<b>I</b>
201î –19	<b>J</b>
201î –1î	<b>K</b>
201Î –1î	<b>L</b>
201Í –1Î and earlier income years	<b>M</b>
<b>Total</b>	<b>V</b>

Transfer the amount at **V** to the **Net capital losses carried forward to later income years** label on your tax return.

**Part B – Ownership and business continuity test** – company and listed widely held trust only

Complete item 3 of Part B if a loss is being carried forward to later income years and the business continuity test has to be satisfied in relation to that loss.

Do not complete items 1 or 2 of Part B if, in the 2020–21 income year, no loss has been claimed as a deduction, applied against a net capital gain or, in the case of companies, losses have not been transferred in or out.

**1 Whether continuity of majority ownership test passed**

**Note:** If the entity has deducted, applied, transferred in or transferred out (as applicable) in the 2020–21 income year a loss incurred in any of the listed years, print **X** in the **Yes** or **No** box to indicate whether the entity has satisfied the continuity of majority ownership test in respect of that loss.

Year of loss			
2020–21	<b>A</b>	Yes	No
2019–20	<b>B</b>	Yes	No
2018–19	<b>C</b>	Yes	No
2017–18	<b>D</b>	Yes	No
2016–17	<b>E</b>	Yes	No
2015–16 and earlier income years	<b>F</b>	Yes	No

**2 Amount of losses deducted/applied for which the continuity of majority ownership test is not passed but the business continuity test is satisfied** – excludes film losses

Tax losses **G**

Net capital losses **H**

**3 Losses carried forward for which the business continuity test must be satisfied before they can be deducted/applied in later years** – excludes film losses

Tax losses **I**

Net capital losses **J**

**4 Do current year loss provisions apply?**

Is the company required to calculate its taxable income or tax loss for the year under Subdivision 165-B or its net capital gain or net capital loss for the year under Subdivision 165-CB of the *Income Tax Assessment Act 1997* (ITAA 1997)?

**K** Yes No

**Part C – Unrealised losses** – company only

**Note:** These questions relate to the operation of Subdivision 165-CC of ITAA 1997.

Has a changeover time occurred in relation to the company after 1.00pm by legal time in the Australian Capital Territory on 11 November 1999?

**L** Yes No

If you printed **X** in the **No** box at **L**, do not complete **M**, **N** or **O**.

At the changeover time did the company satisfy the maximum net asset value test under section 152-15 of ITAA 1997?

**M** Yes No

If you printed **X** in the **No** box at **M**, has the company determined it had an unrealised net loss at the changeover time?

**N** Yes No

If you printed **X** in the **Yes** box at **N**, what was the amount of unrealised net loss calculated under section 165-115E of ITAA 1997?

**O**

---

## Part D – Life insurance companies

Complying superannuation class tax losses carried forward to later income years **P**

Complying superannuation net capital losses carried forward to later income years **Q**

---

## Part E – Controlled foreign company losses

Current year CFC losses **M**

CFC losses deducted **N**

CFC losses carried forward **O**

---

## Part F – Tax losses reconciliation statement

Balance of tax losses brought forward from the prior income year **A**

**ADD** Uplift of tax losses of designated infrastructure project entities **B**

**SUBTRACT** Net forgiven amount of debt **C**

**ADD** Tax loss incurred (if any) during current year **D**

**ADD** Tax loss amount from conversion of excess franking offsets **E**

**SUBTRACT** Net exempt income **F**

**SUBTRACT** Tax losses forgone **G**

**SUBTRACT** Tax losses deducted **H**

**SUBTRACT** Tax losses transferred out under Subdivision 170-A  
(only for transfers involving a foreign bank branch or a PE of a foreign financial entity) **I**

Total tax losses carried forward to later income years **J**

Transfer the amount at **J** to the **Tax losses carried forward to later income years** label on your tax return.

---

**If the schedule is not lodged with the income tax return you are required to sign and date the schedule.**

**Important**

Before making this declaration check to ensure that all the information required has been provided on this form and any attachments to this form, and that the information provided is true and correct in every detail. If you are in doubt about any aspect of the tax return, place all the facts before the ATO. The income tax law imposes heavy penalties for false or misleading statements.

**Privacy**

Taxation law authorises the ATO to collect information and disclose it to other government agencies. This includes personal information of the person authorised to sign the declaration. For information about your privacy go to [ato.gov.au/privacy](http://ato.gov.au/privacy)

**Taxpayer's declaration**

*I declare that the information on this form is true and correct.*

Signature

Date                      Day                      /                      Month                      /                      Year

Contact person

Daytime contact number (include area code)

# Joyce Family Superabundance Super Fund

## General Ledger - Audit View

For The Period 01 July 2020 - 30 June 2021

Transaction Date	Transaction Source	Processed Date	Last Modified By	Transaction Type	Description	Units	Amount \$	Balance \$
<b>Distributions Received (23800)</b>								
<u>APN AREIT Fund (APN0008AU)</u>								
10/08/2020	Bank Data Service	19/11/2021	michelle@familyaaccos.com.au	Bank Statement	APNFM LTD CLRACC AREIT02461 Distrib 50		(195.83)	(195.83)
10/09/2020	Bank Data Service	19/11/2021	michelle@familyaaccos.com.au	Bank Statement	APNFM LTD CLRACC AREIT02461 Distrib 50		(195.83)	(391.66)
12/10/2020	Bank Data Service	19/11/2021	michelle@familyaaccos.com.au	Bank Statement	APNFM LTD CLRACC AREIT02461 Distrib 50		(195.83)	(587.49)
10/11/2020	Bank Data Service	19/11/2021	michelle@familyaaccos.com.au	Bank Statement	APNFM LTD CLRACC AREIT02461 Distrib 50		(195.83)	(783.32)
10/12/2020	Bank Data Service	19/11/2021	michelle@familyaaccos.com.au	Bank Statement	APNFM LTD CLRACC AREIT02461 Distrib 50		(195.83)	(979.15)
11/01/2021	Bank Data Service	19/11/2021	michelle@familyaaccos.com.au	Bank Statement	APNFM LTD CLRACC AREIT02461 Distrib 50		(195.83)	(1,174.98)
10/02/2021	Bank Data Service	19/11/2021	michelle@familyaaccos.com.au	Bank Statement	APNFM LTD CLRACC AREIT02461 Distrib 50		(195.83)	(1,370.81)
10/03/2021	Bank Data Service	19/11/2021	michelle@familyaaccos.com.au	Bank Statement	APNFM LTD CLRACC AREIT02461 Distrib 50 [System Matched Income Data]		(195.83)	(1,566.64)
12/04/2021	Bank Data Service	19/11/2021	michelle@familyaaccos.com.au	Bank Statement	APNFM LTD CLRACC AREIT02461 Distrib 50		(195.83)	(1,762.47)
10/05/2021	Bank Data Service	19/11/2021	michelle@familyaaccos.com.au	Bank Statement	APNFM LTD CLRACC AREIT02461 Distrib 50		(195.83)	(1,958.30)
10/06/2021	Bank Data Service	19/11/2021	michelle@familyaaccos.com.au	Bank Statement	APNFM LTD CLRACC AREIT02461 Distrib 50		(195.83)	(2,154.13)
30/06/2021	michelle@familyaaccos.com.au	19/11/2021	michelle@familyaaccos.com.au	General Journal	APN AREIT Received		(195.83)	(2,349.96)
30/06/2021	michelle@familyaaccos.com.au	19/11/2021		General Journal	APN0008AU - APN AREIT Fund - Generate Tax Data - 30/06/2021		0.00	(2,349.96)
							(2,349.96)	(2,349.96)
<u>Hyperion Small Growth Companies Fund (BNT0101AU)</u>								
07/10/2020	Bank Data Service	19/11/2021	michelle@familyaaccos.com.au	Bank Statement	RBC IST Distr aubqB26G00000964 DVND 56 [System Matched Income Data]		(65.73)	(65.73)
08/04/2021	Bank Data Service	19/11/2021	michelle@familyaaccos.com.au	Bank Statement	RBC IST Distr aubqB26G000009F6 DVND 56		(2.36)	(68.09)
30/06/2021	michelle@familyaaccos.com.au	19/11/2021	michelle@familyaaccos.com.au	General Journal	Hyperion Received		(6,088.65)	(6,156.74)
30/06/2021	michelle@familyaaccos.com.au	19/11/2021		General Journal	BNT0101AU - Hyperion Small Growth Companies Fund - Custom Tax Data - 30/06/2021		0.00	(6,156.74)

# Joyce Family Superabundance Super Fund

## General Ledger - Audit View

For The Period 01 July 2020 - 30 June 2021

Transaction Date	Transaction Source	Processed Date	Last Modified By	Transaction Type	Description	Units	Amount \$	Balance \$
							(6,156.74)	(6,156.74)
<u>Bentham Global Income Fund (CSA0038AU2)</u>								
07/08/2020	Bank Data Service	19/11/2021	michelle@pamilyaacco untants.com.au	Bank Statement	FPSL DISTRIBUTIO FPL DI 400276250 50		(66.52)	(66.52)
04/09/2020	Bank Data Service	19/11/2021	michelle@pamilyaacco untants.com.au	Bank Statement	FPSL DISTRIBUTIO FPL DI 400276250 50		(67.34)	(133.86)
08/10/2020	Bank Data Service	19/11/2021	michelle@pamilyaacco untants.com.au	Bank Statement	FPSL DISTRIBUTIO FPL DI 400276250 50		(68.03)	(201.89)
06/11/2020	Bank Data Service	19/11/2021	michelle@pamilyaacco untants.com.au	Bank Statement	FPSL DISTRIBUTIO FPL DI 400276250 50		(68.13)	(270.02)
07/12/2020	Bank Data Service	19/11/2021	michelle@pamilyaacco untants.com.au	Bank Statement	FPSL DISTRIBUTIO FPL DI 400276250 50		(68.53)	(338.55)
11/01/2021	Bank Data Service	19/11/2021	michelle@pamilyaacco untants.com.au	Bank Statement	FPSL DISTRIBUTIO FPL DI 400276250 50		(69.91)	(408.46)
05/02/2021	Bank Data Service	19/11/2021	michelle@pamilyaacco untants.com.au	Bank Statement	FPSL DISTRIBUTIO FPL DI 400276250 50		(70.57)	(479.03)
05/03/2021	Bank Data Service	19/11/2021	michelle@pamilyaacco untants.com.au	Bank Statement	FPSL DISTRIBUTIO FPL DI 400276250 50		(71.04)	(550.07)
12/04/2021	Bank Data Service	19/11/2021	michelle@pamilyaacco untants.com.au	Bank Statement	FPSL DISTRIBUTIO FPL DI 400276250 50		(206.27)	(756.34)
11/05/2021	Bank Data Service	19/11/2021	michelle@pamilyaacco untants.com.au	Bank Statement	FPSL DISTRIBUTIO FPL DI 400276250 50		(209.49)	(965.83)
07/06/2021	Bank Data Service	19/11/2021	michelle@pamilyaacco untants.com.au	Bank Statement	FPSL DISTRIBUTIO FPL DI 400276250 50		(207.46)	(1,173.29)
30/06/2021	michelle@pamilyaacco untants.com.au	19/11/2021	michelle@pamilyaacco untants.com.au	General Journal	Bentham Received		(259.09)	(1,432.38)
30/06/2021	michelle@pamilyaacco untants.com.au	19/11/2021		General Journal	CSA0038AU2 - Bentham Global Income Fund - Custom Tax Data - 30/06/2021		0.00	(1,432.38)
							(1,432.38)	(1,432.38)
<u>Pimco Aust Bond Fund - Wholesale (ETL0015AU)</u>								
05/10/2020	Bank Data Service	19/11/2021	michelle@pamilyaacco untants.com.au	Bank Statement	PIMCO Funds 300134756 DVND 56		(194.81)	(194.81)
06/01/2021	Bank Data Service	19/11/2021	michelle@pamilyaacco untants.com.au	Bank Statement	PIMCO Funds 300134756 DVND 56		(159.65)	(354.46)
30/06/2021	michelle@pamilyaacco untants.com.au	19/11/2021	michelle@pamilyaacco untants.com.au	General Journal	Pimco Aust Received		(12.12)	(366.58)
30/06/2021	michelle@pamilyaacco untants.com.au	19/11/2021		General Journal	ETL0015AU - Pimco Aust Bond Fund - Wholesale - Custom Tax Data - 30/06/2021		0.00	(366.58)
							(366.58)	(366.58)

# Joyce Family Superabundance Super Fund

## General Ledger - Audit View

For The Period 01 July 2020 - 30 June 2021

Transaction Date	Transaction Source	Processed Date	Last Modified By	Transaction Type	Description	Units	Amount \$	Balance \$
<u>Pimco Global Bond Fund - Wholesale (ETL0018AU)</u>								
05/10/2020	Bank Data Service	19/11/2021	michelle@pamilyaacco untants.com.au	Bank Statement	PIMCO Funds 300134756 DVND 56		(358.14)	(358.14)
06/01/2021	Bank Data Service	19/11/2021	michelle@pamilyaacco untants.com.au	Bank Statement	PIMCO Funds 300134756 DVND 56		(517.43)	(875.57)
07/04/2021	Bank Data Service	19/11/2021	michelle@pamilyaacco untants.com.au	Bank Statement	PIMCO Funds 300134756 DVND 56		(17.34)	(892.91)
30/06/2021	michelle@pamilyaacco untants.com.au	19/11/2021	michelle@pamilyaacco untants.com.au	General Journal	Pimco Global Received		(44.03)	(936.94)
30/06/2021	michelle@pamilyaacco untants.com.au	19/11/2021		General Journal	ETL0018AU - Pimco Global Bond Fund - Wholesale - Custom Tax Data - 30/06/2021		0.00	(936.94)
							(936.94)	(936.94)
<u>Fidelity Aust Equities Fund (FID0008AU)</u>								
13/11/2020	Bank Data Service	19/11/2021	michelle@pamilyaacco untants.com.au	Bank Statement	FIL RESPONSIBLE FIL0003573940 50 [System Matched Income Data]		(469.34)	(469.34)
12/04/2021	Bank Data Service	19/11/2021	michelle@pamilyaacco untants.com.au	Bank Statement	FIL RESPONSIBLE FIL0003690188 50		(93.73)	(563.07)
30/06/2021	michelle@pamilyaacco untants.com.au	19/11/2021	michelle@pamilyaacco untants.com.au	General Journal	Fidelity Australian Received		(2,557.65)	(3,120.72)
30/06/2021	michelle@pamilyaacco untants.com.au	19/11/2021		General Journal	FID0008AU - Fidelity Aust Equities Fund - Generate Tax Data - 30/06/2021		0.00	(3,120.72)
							(3,120.72)	(3,120.72)
<u>IFP Global Franchise (MAQ0404AU)</u>								
30/06/2021	michelle@pamilyaacco untants.com.au	19/11/2021	michelle@pamilyaacco untants.com.au	General Journal	IFP Global Received		(3,220.80)	(3,220.80)
30/06/2021	michelle@pamilyaacco untants.com.au	19/11/2021		General Journal	MAQ0404AU - IFP Global Franchise - Custom Tax Data - 30/06/2021		0.00	(3,220.80)
							(3,220.80)	(3,220.80)
<u>Walter Scott Global Equity Fund (MAQ0410AU)</u>								
30/06/2021	michelle@pamilyaacco untants.com.au	19/11/2021	michelle@pamilyaacco untants.com.au	General Journal	Walter Scott Received		(503.33)	(503.33)
30/06/2021	michelle@pamilyaacco untants.com.au	19/11/2021		General Journal	MAQ0410AU - Walter Scott Global Equity Fund - Generate Tax Data - 30/06/2021		0.00	(503.33)
							(503.33)	(503.33)
<u>Arrowstreet Global Equity Fund (MAQ0464AU)</u>								
12/01/2021	Bank Data Service	19/11/2021	michelle@pamilyaac	Bank Statement	MIML 1 87039 14077 50		(163.90)	(163.90)

# Joyce Family Superabundance Super Fund

## General Ledger - Audit View

For The Period 01 July 2020 - 30 June 2021

Transaction Date	Transaction Source	Processed Date	Last Modified By	Transaction Type	Description	Units	Amount \$	Balance \$
			countants.com.au					
30/06/2021	michelle@pamilyaacco untants.com.au	19/11/2021	michelle@pamilyaacco untants.com.au	General Journal	Arrowstreet Received		(12,783.03)	(12,946.93)
30/06/2021	michelle@pamilyaacco untants.com.au	19/11/2021		General Journal	MAQ0464AU - Arrowstreet Global Equity Fund - Custom Tax Data - 30/06/2021		0.00	(12,946.93)
							(12,946.93)	(12,946.93)
<u>Magellan Global Fund (MGE0001AU)</u>								
19/11/2020	Bank Data Service	19/11/2021	michelle@pamilyaacco untants.com.au	Bank Statement	MAGELLAN MAGELLAN0002115188 50 [System Matched Income Data]		(845.58)	(845.58)
30/06/2021	michelle@pamilyaacco untants.com.au	19/11/2021	michelle@pamilyaacco untants.com.au	General Journal	Magellan Global Received		(883.69)	(1,729.27)
30/06/2021	michelle@pamilyaacco untants.com.au	19/11/2021		General Journal	MGE0001AU - Magellan Global Fund - Generate Tax Data - 30/06/2021		0.00	(1,729.27)
							(1,729.27)	(1,729.27)
<u>Magellan Infrastructure Fd (MGE0002AU2)</u>								
15/01/2021	Bank Data Service	19/11/2021	michelle@pamilyaacco untants.com.au	Bank Statement	MAGELLAN MAGELLAN0002173649 50 [System Matched Income Data]		(534.48)	(534.48)
30/06/2021	michelle@pamilyaacco untants.com.au	19/11/2021	michelle@pamilyaacco untants.com.au	General Journal	Magellan Infra Received		(534.47)	(1,068.95)
30/06/2021	michelle@pamilyaacco untants.com.au	19/11/2021		General Journal	MGE0002AU2 - Magellan Infrastructure Fd - Generate Tax Data - 30/06/2021		0.00	(1,068.95)
							(1,068.95)	(1,068.95)
<u>Pengana Aust Equities Fund (PCL0005AU)</u>								
08/01/2021	Bank Data Service	19/11/2021	michelle@pamilyaacco untants.com.au	Bank Statement	Pengana Capital 100748896/PAECFA DVND 56		(743.51)	(743.51)
30/06/2021	michelle@pamilyaacco untants.com.au	19/11/2021	michelle@pamilyaacco untants.com.au	General Journal	Pengana Received		(697.01)	(1,440.52)
30/06/2021	michelle@pamilyaacco untants.com.au	19/11/2021		General Journal	PCL0005AU - Pengana Aust Equities Fund - Custom Tax Data - 30/06/2021		0.00	(1,440.52)
							(1,440.52)	(1,440.52)
<u>Pendal Small Comps Fund (RFA0819AU1)</u>								
16/11/2020	Bank Data Service	19/11/2021	michelle@pamilyaacco untants.com.au	Bank Statement	BT SWT C13864115 50		(516.61)	(516.61)
30/06/2021	michelle@pamilyaacco untants.com.au	19/11/2021	michelle@pamilyaacco untants.com.au	General Journal	Pendal Smaller Received		(2,747.94)	(3,264.55)
30/06/2021	michelle@pamilyaacco untants.com.au	19/11/2021		General Journal	RFA0819AU1 - Pendal Small Comps Fund - Custom Tax Data - 30/06/2021		0.00	(3,264.55)



# Joyce Family Superabundance Super Fund

## General Ledger - Audit View

For The Period 01 July 2020 - 30 June 2021

Transaction Date	Transaction Source	Processed Date	Last Modified By	Transaction Type	Description	Units	Amount \$	Balance \$
							(3,264.55)	(3,264.55)
<u>Resolution Cap Gbl Prop Sec Fund (WHT0015AU5)</u>								
15/01/2021	Bank Data Service	19/11/2021	michelle@pamilyaacco untants.com.au	Bank Statement	RBC IST Distr aubqB26G000009C2 DVND 56		(322.96)	(322.96)
16/04/2021	Bank Data Service	19/11/2021	michelle@pamilyaacco untants.com.au	Bank Statement	RBC IST Distr aubqB26G00000A4D DVND 56		(116.58)	(439.54)
30/06/2021	michelle@pamilyaacco untants.com.au	19/11/2021	michelle@pamilyaacco untants.com.au	General Journal	Resolution Received		(132.62)	(572.16)
30/06/2021	michelle@pamilyaacco untants.com.au	19/11/2021		General Journal	WHT0015AU5 - Resolution Cap Gbl Prop Sec Fund - Custom Tax Data - 30/06/2021		0.00	(572.16)
							(572.16)	(572.16)
<u>Plato Australian Shares Income Fund (WHT0039AU)</u>								
07/10/2020	Bank Data Service	19/11/2021	michelle@pamilyaacco untants.com.au	Bank Statement	RBC IST Distr aubqB26G00000940 DVND 56 [System Matched Income Data]		(935.25)	(935.25)
08/01/2021	Bank Data Service	19/11/2021	michelle@pamilyaacco untants.com.au	Bank Statement	RBC IST Distr aubqB26G0000098E DVND 56		(263.79)	(1,199.04)
09/04/2021	Bank Data Service	19/11/2021	michelle@pamilyaacco untants.com.au	Bank Statement	RBC IST Distr aubqB26G00000A1F DVND 56 [System Matched Income Data]		(1,015.74)	(2,214.78)
30/06/2021	michelle@pamilyaacco untants.com.au	19/11/2021	michelle@pamilyaacco untants.com.au	General Journal	Plato Received		(71.61)	(2,286.39)
30/06/2021	michelle@pamilyaacco untants.com.au	19/11/2021		General Journal	WHT0039AU - Plato Australian Shares Income Fund - Custom Tax Data - 30/06/2021		0.00	(2,286.39)
							(2,286.39)	(2,286.39)
<u>Changes in Market Values of Investments (24700)</u>								
<u>Changes in Market Values of Investments (24700)</u>								
30/11/2020	SYSTEM	29/11/2020		System Journal	Revaluation - 26/11/2020 @ \$2.322600 (Exit) - 10,332.280000 Units on hand (RFA0819AU)		(2,649.19)	(2,649.19)
30/11/2020	SYSTEM	29/11/2020		System Journal	Revaluation - 26/11/2020 @ \$1.307300 (Exit) - 19,722.309900 Units on hand (MGE0002AU)		(520.67)	(3,169.86)
30/11/2020	SYSTEM	29/11/2020		System Journal	Revaluation - 26/11/2020 @ \$1.637100 (Exit) - 18,182.920200 Units on hand (WHT0015AU)		(1,671.01)	(4,840.87)
30/11/2020	SYSTEM	29/11/2020		System Journal	Revaluation - 26/11/2020 @ \$1.458700 (Exit) - 28,156.350000 Units on hand (APN0008AU)		(5,113.20)	(9,954.07)

**Joyce Family Superabundance Super Fund**  
**General Ledger - Audit View**

For The Period 01 July 2020 - 30 June 2021

Transaction Date	Transaction Source	Processed Date	Last Modified By	Transaction Type	Description	Units	Amount \$	Balance \$
30/11/2020	SYSTEM	29/11/2020		System Journal	Revaluation - 26/11/2020 @ \$1.017600 (Exit) - 34,214.845400 Units on hand (ETL0018AU)		75.27	(9,878.80)
30/11/2020	SYSTEM	29/11/2020		System Journal	Revaluation - 25/11/2020 @ \$3.152300 (Exit) - 18,516.230000 Units on hand (MAQ0410AU)		(4,599.43)	(14,478.23)
30/11/2020	SYSTEM	29/11/2020		System Journal	Revaluation - 26/11/2020 @ \$5.068100 (Exit) - 14,030.636300 Units on hand (BNT0101AU)		(3,988.91)	(18,467.14)
30/11/2020	SYSTEM	29/11/2020		System Journal	Revaluation - 26/11/2020 @ \$1.016800 (Exit) - 24,203.635800 Units on hand (ETL0015AU)		159.74	(18,307.40)
30/11/2020	SYSTEM	29/11/2020		System Journal	Revaluation - 26/11/2020 @ \$1.871900 (Exit) - 18,587.770000 Units on hand (PCL0005AU)		(2,591.14)	(20,898.54)
30/11/2020	SYSTEM	29/11/2020		System Journal	Revaluation - 25/11/2020 @ \$2.225700 (Exit) - 23,050.260000 Units on hand (MAQ0404AU)		3,653.47	(17,245.07)
30/11/2020	SYSTEM	29/11/2020		System Journal	Revaluation - 26/11/2020 @ \$1.218900 (Exit) - 39,339.103100 Units on hand (WHT0039AU)		(3,756.88)	(21,001.95)
30/11/2020	SYSTEM	29/11/2020		System Journal	Revaluation - 26/11/2020 @ \$2.553900 (Exit) - 17,327.286700 Units on hand (MGE0001AU)		1,207.71	(19,794.24)
30/11/2020	SYSTEM	29/11/2020		System Journal	Revaluation - 25/11/2020 @ \$1.053200 (Exit) - 22,826.880900 Units on hand (CSA0038AU)		(1,068.30)	(20,862.54)
30/11/2020	SYSTEM	29/11/2020		System Journal	Revaluation - 25/11/2020 @ \$1.140500 (Exit) - 59,852.540000 Units on hand (MAQ0464AU)		(1,651.93)	(22,514.47)
30/11/2020	SYSTEM	29/11/2020		System Journal	Revaluation - 26/11/2020 @ \$34.901900 (Exit) - 1,841.020000 Units on hand (FID0008AU)		(4,162.37)	(26,676.84)
31/12/2020	SYSTEM	30/12/2020		System Journal	Revaluation - 29/12/2020 @ \$2.405100 (Exit) - 10,332.280000 Units on hand (RFA0819AU)		(852.42)	(27,529.26)
31/12/2020	SYSTEM	30/12/2020		System Journal	Revaluation - 24/12/2020 @ \$1.263400 (Exit) - 19,722.309900 Units on hand (MGE0002AU)		865.81	(26,663.45)
31/12/2020	SYSTEM	30/12/2020		System Journal	Revaluation - 29/12/2020 @ \$1.636300 (Exit) - 18,182.920200 Units on hand (WHT0015AU)		14.55	(26,648.90)

**Joyce Family Superabundance Super Fund**  
**General Ledger - Audit View**

For The Period 01 July 2020 - 30 June 2021

Transaction Date	Transaction Source	Processed Date	Last Modified By	Transaction Type	Description	Units	Amount \$	Balance \$
31/12/2020	SYSTEM	30/12/2020		System Journal	Revaluation - 10/12/2020 @ \$1.433300 (Exit) - 28,156.350000 Units on hand (APN0008AU)		715.17	(25,933.73)
31/12/2020	SYSTEM	30/12/2020		System Journal	Revaluation - 29/12/2020 @ \$1.025100 (Exit) - 34,214.845400 Units on hand (ETL0018AU)		(256.61)	(26,190.34)
31/12/2020	SYSTEM	30/12/2020		System Journal	Revaluation - 29/12/2020 @ \$3.195000 (Exit) - 18,516.230000 Units on hand (MAQ0410AU)		(790.64)	(26,980.98)
31/12/2020	SYSTEM	30/12/2020		System Journal	Revaluation - 29/12/2020 @ \$5.404400 (Exit) - 14,030.636300 Units on hand (BNT0101AU)		(4,718.50)	(31,699.48)
31/12/2020	SYSTEM	30/12/2020		System Journal	Revaluation - 29/12/2020 @ \$1.017300 (Exit) - 24,203.635800 Units on hand (ETL0015AU)		(12.10)	(31,711.58)
31/12/2020	SYSTEM	30/12/2020		System Journal	Revaluation - 29/12/2020 @ \$1.922200 (Exit) - 18,587.770000 Units on hand (PCL0005AU)		(934.96)	(32,646.54)
31/12/2020	SYSTEM	30/12/2020		System Journal	Revaluation - 29/12/2020 @ \$2.251600 (Exit) - 23,050.260000 Units on hand (MAQ0404AU)		(597.01)	(33,243.55)
31/12/2020	SYSTEM	30/12/2020		System Journal	Revaluation - 29/12/2020 @ \$1.239700 (Exit) - 39,339.103100 Units on hand (WHT0039AU)		(818.26)	(34,061.81)
31/12/2020	SYSTEM	30/12/2020		System Journal	Revaluation - 24/12/2020 @ \$2.429200 (Exit) - 17,327.286700 Units on hand (MGE0001AU)		2,160.72	(31,901.09)
31/12/2020	SYSTEM	30/12/2020		System Journal	Revaluation - 24/12/2020 @ \$1.063000 (Exit) - 22,826.880900 Units on hand (CSA0038AU)		(223.70)	(32,124.79)
31/12/2020	SYSTEM	30/12/2020		System Journal	Revaluation - 29/12/2020 @ \$1.164600 (Exit) - 59,852.540000 Units on hand (MAQ0464AU)		(1,442.45)	(33,567.24)
31/12/2020	SYSTEM	30/12/2020		System Journal	Revaluation - 29/12/2020 @ \$35.967800 (Exit) - 1,841.020000 Units on hand (FID0008AU)		(1,962.34)	(35,529.58)
31/01/2021	SYSTEM	30/01/2021		System Journal	Revaluation - 28/01/2021 @ \$2.370800 (Exit) - 10,332.280000 Units on hand (RFA0819AU)		354.40	(35,175.18)
31/01/2021	SYSTEM	30/01/2021		System Journal	Revaluation - 27/01/2021 @ \$1.220700 (Exit) - 19,722.309900 Units on hand (MGE0002AU)		842.15	(34,333.03)

**Joyce Family Superabundance Super Fund**  
**General Ledger - Audit View**

For The Period 01 July 2020 - 30 June 2021

Transaction Date	Transaction Source	Processed Date	Last Modified By	Transaction Type	Description	Units	Amount \$	Balance \$
31/01/2021	SYSTEM	30/01/2021		System Journal	Revaluation - 28/01/2021 @ \$1.628100 (Exit) - 18,182.920200 Units on hand (WHT0015AU)		149.10	(34,183.93)
31/01/2021	SYSTEM	30/01/2021		System Journal	Revaluation - 28/01/2021 @ \$1.388600 (Exit) - 28,156.350000 Units on hand (APN0008AU)		1,258.59	(32,925.34)
31/01/2021	SYSTEM	30/01/2021		System Journal	Revaluation - 28/01/2021 @ \$1.008400 (Exit) - 34,214.845400 Units on hand (ETL0018AU)		571.39	(32,353.95)
31/01/2021	SYSTEM	30/01/2021		System Journal	Revaluation - 27/01/2021 @ \$3.129600 (Exit) - 18,516.230000 Units on hand (MAQ0410AU)		1,210.96	(31,142.99)
31/01/2021	SYSTEM	30/01/2021		System Journal	Revaluation - 28/01/2021 @ \$5.384200 (Exit) - 14,030.636300 Units on hand (BNT0101AU)		283.42	(30,859.57)
31/01/2021	SYSTEM	30/01/2021		System Journal	Revaluation - 28/01/2021 @ \$1.009400 (Exit) - 24,203.635800 Units on hand (ETL0015AU)		191.21	(30,668.36)
31/01/2021	SYSTEM	30/01/2021		System Journal	Revaluation - 28/01/2021 @ \$1.841000 (Exit) - 18,587.770000 Units on hand (PCL0005AU)		1,509.33	(29,159.03)
31/01/2021	SYSTEM	30/01/2021		System Journal	Revaluation - 27/01/2021 @ \$2.257200 (Exit) - 23,050.260000 Units on hand (MAQ0404AU)		(129.08)	(29,288.11)
31/01/2021	SYSTEM	30/01/2021		System Journal	Revaluation - 28/01/2021 @ \$1.220900 (Exit) - 39,339.103100 Units on hand (WHT0039AU)		739.58	(28,548.53)
31/01/2021	SYSTEM	30/01/2021		System Journal	Revaluation - 27/01/2021 @ \$2.464000 (Exit) - 17,327.286700 Units on hand (MGE0001AU)		(602.99)	(29,151.52)
31/01/2021	SYSTEM	30/01/2021		System Journal	Revaluation - 27/01/2021 @ \$1.070600 (Exit) - 22,826.880900 Units on hand (CSA0038AU)		(173.49)	(29,325.01)
31/01/2021	SYSTEM	30/01/2021		System Journal	Revaluation - 27/01/2021 @ \$1.197000 (Exit) - 59,852.540000 Units on hand (MAQ0464AU)		(1,939.22)	(31,264.23)
31/01/2021	SYSTEM	30/01/2021		System Journal	Revaluation - 28/01/2021 @ \$35.602800 (Exit) - 1,841.020000 Units on hand (FID0008AU)		671.97	(30,592.26)
28/02/2021	SYSTEM	27/02/2021		System Journal	Revaluation - 24/02/2021 @ \$2.403700 (Exit) - 10,332.280000 Units on hand (RFA0819AU)		(339.93)	(30,932.19)

**Joyce Family Superabundance Super Fund**  
**General Ledger - Audit View**

For The Period 01 July 2020 - 30 June 2021

Transaction Date	Transaction Source	Processed Date	Last Modified By	Transaction Type	Description	Units	Amount \$	Balance \$
28/02/2021	SYSTEM	27/02/2021		System Journal	Revaluation - 24/02/2021 @ \$1.216400 (Exit) - 19,722.309900 Units on hand (MGE0002AU)		84.80	(30,847.39)
28/02/2021	SYSTEM	27/02/2021		System Journal	Revaluation - 24/02/2021 @ \$1.684600 (Exit) - 18,182.920200 Units on hand (WHT0015AU)		(1,027.34)	(31,874.73)
28/02/2021	SYSTEM	27/02/2021		System Journal	Revaluation - 24/02/2021 @ \$1.377400 (Exit) - 28,156.350000 Units on hand (APN0008AU)		315.35	(31,559.38)
28/02/2021	SYSTEM	27/02/2021		System Journal	Revaluation - 24/02/2021 @ \$0.999900 (Exit) - 34,214.845400 Units on hand (ETL0018AU)		290.83	(31,268.55)
28/02/2021	SYSTEM	27/02/2021		System Journal	Revaluation - 24/02/2021 @ \$3.101500 (Exit) - 18,516.230000 Units on hand (MAQ0410AU)		520.30	(30,748.25)
28/02/2021	SYSTEM	27/02/2021		System Journal	Revaluation - 24/02/2021 @ \$5.206900 (Exit) - 14,030.636300 Units on hand (BNT0101AU)		2,487.63	(28,260.62)
28/02/2021	SYSTEM	27/02/2021		System Journal	Revaluation - 24/02/2021 @ \$0.987700 (Exit) - 24,203.635800 Units on hand (ETL0015AU)		525.22	(27,735.40)
28/02/2021	SYSTEM	27/02/2021		System Journal	Revaluation - 24/02/2021 @ \$1.874100 (Exit) - 18,587.770000 Units on hand (PCL0005AU)		(615.26)	(28,350.66)
28/02/2021	SYSTEM	27/02/2021		System Journal	Revaluation - 24/02/2021 @ \$2.274800 (Exit) - 23,050.260000 Units on hand (MAQ0404AU)		(405.68)	(28,756.34)
28/02/2021	SYSTEM	27/02/2021		System Journal	Revaluation - 24/02/2021 @ \$1.233700 (Exit) - 39,339.103100 Units on hand (WHT0039AU)		(503.54)	(29,259.88)
28/02/2021	SYSTEM	27/02/2021		System Journal	Revaluation - 24/02/2021 @ \$2.407000 (Exit) - 17,327.286700 Units on hand (MGE0001AU)		987.65	(28,272.23)
28/02/2021	SYSTEM	27/02/2021		System Journal	Revaluation - 23/02/2021 @ \$1.080100 (Exit) - 22,826.880900 Units on hand (CSA0038AU)		(216.85)	(28,489.08)
28/02/2021	SYSTEM	27/02/2021		System Journal	Revaluation - 24/02/2021 @ \$1.228700 (Exit) - 59,852.540000 Units on hand (MAQ0464AU)		(1,897.33)	(30,386.41)
28/02/2021	SYSTEM	27/02/2021		System Journal	Revaluation - 24/02/2021 @ \$36.397700 (Exit) - 1,841.020000 Units on hand (FID0008AU)		(1,463.42)	(31,849.83)

**Joyce Family Superabundance Super Fund**  
**General Ledger - Audit View**

For The Period 01 July 2020 - 30 June 2021

Transaction Date	Transaction Source	Processed Date	Last Modified By	Transaction Type	Description	Units	Amount \$	Balance \$
31/03/2021	SYSTEM	30/03/2021		System Journal	Revaluation - 29/03/2021 @ \$2.403400 (Exit) - 10,332.280000 Units on hand (RFA0819AU)		3.10	(31,846.73)
31/03/2021	SYSTEM	30/03/2021		System Journal	Revaluation - 26/03/2021 @ \$1.275100 (Exit) - 19,722.309900 Units on hand (MGE0002AU)		(1,157.70)	(33,004.43)
31/03/2021	SYSTEM	30/03/2021		System Journal	Revaluation - 29/03/2021 @ \$1.722900 (Exit) - 18,182.920200 Units on hand (WHT0015AU)		(696.40)	(33,700.83)
31/03/2021	SYSTEM	30/03/2021		System Journal	Revaluation - 29/03/2021 @ \$1.412800 (Exit) - 28,156.350000 Units on hand (APN0008AU)		(996.73)	(34,697.56)
31/03/2021	SYSTEM	30/03/2021		System Journal	Revaluation - 29/03/2021 @ \$0.992900 (Exit) - 34,214.845400 Units on hand (ETL0018AU)		239.50	(34,458.06)
31/03/2021	SYSTEM	30/03/2021		System Journal	Revaluation - 29/03/2021 @ \$3.221300 (Exit) - 18,516.230000 Units on hand (MAQ0410AU)		(2,218.24)	(36,676.30)
31/03/2021	SYSTEM	30/03/2021		System Journal	Revaluation - 29/03/2021 @ \$5.153800 (Exit) - 14,030.636300 Units on hand (BNT0101AU)		745.03	(35,931.27)
31/03/2021	SYSTEM	30/03/2021		System Journal	Revaluation - 29/03/2021 @ \$0.984000 (Exit) - 24,203.635800 Units on hand (ETL0015AU)		89.55	(35,841.72)
31/03/2021	SYSTEM	30/03/2021		System Journal	Revaluation - 29/03/2021 @ \$1.904300 (Exit) - 18,587.770000 Units on hand (PCL0005AU)		(561.35)	(36,403.07)
31/03/2021	SYSTEM	30/03/2021		System Journal	Revaluation - 29/03/2021 @ \$2.426100 (Exit) - 23,050.260000 Units on hand (MAQ0404AU)		(3,487.51)	(39,890.58)
31/03/2021	SYSTEM	30/03/2021		System Journal	Revaluation - 29/03/2021 @ \$1.259900 (Exit) - 39,339.103100 Units on hand (WHT0039AU)		(1,030.69)	(40,921.27)
31/03/2021	SYSTEM	30/03/2021		System Journal	Revaluation - 26/03/2021 @ \$2.527500 (Exit) - 17,327.286700 Units on hand (MGE0001AU)		(2,087.94)	(43,009.21)
31/03/2021	SYSTEM	30/03/2021		System Journal	Revaluation - 26/03/2021 @ \$1.086000 (Exit) - 22,826.880900 Units on hand (CSA0038AU)		(134.68)	(43,143.89)
31/03/2021	SYSTEM	30/03/2021		System Journal	Revaluation - 29/03/2021 @ \$1.274100 (Exit) - 59,852.540000 Units on hand (MAQ0464AU)		(2,717.30)	(45,861.19)

**Joyce Family Superabundance Super Fund**  
**General Ledger - Audit View**

For The Period 01 July 2020 - 30 June 2021

Transaction Date	Transaction Source	Processed Date	Last Modified By	Transaction Type	Description	Units	Amount \$	Balance \$
31/03/2021	SYSTEM	30/03/2021		System Journal	Revaluation - 29/03/2021 @ \$36.777000 (Exit) - 1,841.020000 Units on hand (FID0008AU)		(698.30)	(46,559.49)
30/04/2021	SYSTEM	29/04/2021		System Journal	Revaluation - 28/04/2021 @ \$2.525800 (Exit) - 10,332.280000 Units on hand (RFA0819AU)		(1,264.67)	(47,824.16)
30/04/2021	SYSTEM	29/04/2021		System Journal	Revaluation - 27/04/2021 @ \$1.314400 (Exit) - 19,722.309900 Units on hand (MGE0002AU)		(775.08)	(48,599.24)
30/04/2021	SYSTEM	29/04/2021		System Journal	Revaluation - 28/04/2021 @ \$1.790000 (Exit) - 18,182.920200 Units on hand (WHT0015AU)		(1,220.08)	(49,819.32)
30/04/2021	SYSTEM	29/04/2021		System Journal	Revaluation - 27/04/2021 @ \$1.450200 (Exit) - 28,156.350000 Units on hand (APN0008AU)		(1,053.05)	(50,872.37)
30/04/2021	SYSTEM	29/04/2021		System Journal	Revaluation - 28/04/2021 @ \$0.994300 (Exit) - 34,214.845400 Units on hand (ETL0018AU)		(47.90)	(50,920.27)
30/04/2021	SYSTEM	29/04/2021		System Journal	Revaluation - 28/04/2021 @ \$3.302500 (Exit) - 18,516.230000 Units on hand (MAQ0410AU)		(1,503.52)	(52,423.79)
30/04/2021	SYSTEM	29/04/2021		System Journal	Revaluation - 28/04/2021 @ \$5.605900 (Exit) - 14,030.636300 Units on hand (BNT0101AU)		(6,343.25)	(58,767.04)
30/04/2021	SYSTEM	29/04/2021		System Journal	Revaluation - 28/04/2021 @ \$0.986600 (Exit) - 24,203.635800 Units on hand (ETL0015AU)		(62.93)	(58,829.97)
30/04/2021	SYSTEM	29/04/2021		System Journal	Revaluation - 28/04/2021 @ \$1.985800 (Exit) - 18,587.770000 Units on hand (PCL0005AU)		(1,514.90)	(60,344.87)
30/04/2021	SYSTEM	29/04/2021		System Journal	Revaluation - 28/04/2021 @ \$2.452500 (Exit) - 23,050.260000 Units on hand (MAQ0404AU)		(608.52)	(60,953.39)
30/04/2021	SYSTEM	29/04/2021		System Journal	Revaluation - 28/04/2021 @ \$1.271400 (Exit) - 39,339.103100 Units on hand (WHT0039AU)		(452.40)	(61,405.79)
30/04/2021	SYSTEM	29/04/2021		System Journal	Revaluation - 27/04/2021 @ \$2.625200 (Exit) - 17,327.286700 Units on hand (MGE0001AU)		(1,692.87)	(63,098.66)
30/04/2021	SYSTEM	29/04/2021		System Journal	Revaluation - 27/04/2021 @ \$1.077500 (Exit) - 22,826.880900 Units on hand (CSA0038AU)		194.03	(62,904.63)

**Joyce Family Superabundance Super Fund**  
**General Ledger - Audit View**

For The Period 01 July 2020 - 30 June 2021

Transaction Date	Transaction Source	Processed Date	Last Modified By	Transaction Type	Description	Units	Amount \$	Balance \$
30/04/2021	SYSTEM	29/04/2021		System Journal	Revaluation - 28/04/2021 @ \$1.310800 (Exit) - 59,852.540000 Units on hand (MAQ0464AU)		(2,196.59)	(65,101.22)
30/04/2021	SYSTEM	29/04/2021		System Journal	Revaluation - 28/04/2021 @ \$38.646500 (Exit) - 1,841.020000 Units on hand (FID0008AU)		(3,441.79)	(68,543.01)
31/05/2021	SYSTEM	30/05/2021		System Journal	Revaluation - 27/05/2021 @ \$2.480700 (Exit) - 10,332.280000 Units on hand (RFA0819AU)		465.98	(68,077.03)
31/05/2021	SYSTEM	30/05/2021		System Journal	Revaluation - 27/05/2021 @ \$1.319700 (Exit) - 19,722.309900 Units on hand (MGE0002AU)		(104.53)	(68,181.56)
31/05/2021	SYSTEM	30/05/2021		System Journal	Revaluation - 27/05/2021 @ \$1.814900 (Exit) - 18,182.920200 Units on hand (WHT0015AU)		(452.75)	(68,634.31)
31/05/2021	SYSTEM	30/05/2021		System Journal	Revaluation - 27/05/2021 @ \$1.462800 (Exit) - 28,156.350000 Units on hand (APN0008AU)		(354.77)	(68,989.08)
31/05/2021	SYSTEM	30/05/2021		System Journal	Revaluation - 27/05/2021 @ \$0.995700 (Exit) - 34,214.845400 Units on hand (ETL0018AU)		(47.90)	(69,036.98)
31/05/2021	SYSTEM	30/05/2021		System Journal	Revaluation - 27/05/2021 @ \$3.342000 (Exit) - 18,516.230000 Units on hand (MAQ0410AU)		(731.39)	(69,768.37)
31/05/2021	SYSTEM	30/05/2021		System Journal	Revaluation - 27/05/2021 @ \$5.412400 (Exit) - 14,030.636300 Units on hand (BNT0101AU)		2,714.92	(67,053.45)
31/05/2021	SYSTEM	30/05/2021		System Journal	Revaluation - 27/05/2021 @ \$0.993000 (Exit) - 24,203.635800 Units on hand (ETL0015AU)		(154.90)	(67,208.35)
31/05/2021	SYSTEM	30/05/2021		System Journal	Revaluation - 27/05/2021 @ \$2.004600 (Exit) - 18,587.770000 Units on hand (PCL0005AU)		(349.45)	(67,557.80)
31/05/2021	SYSTEM	30/05/2021		System Journal	Revaluation - 27/05/2021 @ \$2.491800 (Exit) - 23,050.260000 Units on hand (MAQ0404AU)		(905.88)	(68,463.68)
31/05/2021	SYSTEM	30/05/2021		System Journal	Revaluation - 27/05/2021 @ \$1.275100 (Exit) - 39,339.103100 Units on hand (WHT0039AU)		(145.55)	(68,609.23)
31/05/2021	SYSTEM	30/05/2021		System Journal	Revaluation - 27/05/2021 @ \$2.613000 (Exit) - 17,327.286700 Units on hand (MGE0001AU)		211.39	(68,397.84)



**Joyce Family Superabundance Super Fund**  
**General Ledger - Audit View**

For The Period 01 July 2020 - 30 June 2021

Transaction Date	Transaction Source	Processed Date	Last Modified By	Transaction Type	Description	Units	Amount \$	Balance \$
31/05/2021	SYSTEM	30/05/2021		System Journal	Revaluation - 26/05/2021 @ \$1.068600 (Exit) - 22,826.880900 Units on hand (CSA0038AU)		203.16	(68,194.68)
31/05/2021	SYSTEM	30/05/2021		System Journal	Revaluation - 27/05/2021 @ \$1.321800 (Exit) - 59,852.540000 Units on hand (MAQ0464AU)		(658.38)	(68,853.06)
31/05/2021	SYSTEM	30/05/2021		System Journal	Revaluation - 27/05/2021 @ \$39.050600 (Exit) - 1,841.020000 Units on hand (FID0008AU)		(743.96)	(69,597.02)
30/06/2021	SYSTEM	29/06/2021		System Journal	Revaluation - 28/06/2021 @ \$2.585600 (Exit) - 10,332.280000 Units on hand (RFA0819AU)		(1,083.85)	(70,680.87)
30/06/2021	SYSTEM	29/06/2021		System Journal	Revaluation - 25/06/2021 @ \$1.339400 (Exit) - 19,722.309900 Units on hand (MGE0002AU)		(388.53)	(71,069.40)
30/06/2021	SYSTEM	29/06/2021		System Journal	Revaluation - 28/06/2021 @ \$1.879700 (Exit) - 18,182.920200 Units on hand (WHT0015AU)		(1,178.26)	(72,247.66)
30/06/2021	SYSTEM	29/06/2021		System Journal	Revaluation - 28/06/2021 @ \$1.538800 (Exit) - 28,156.350000 Units on hand (APN0008AU)		(2,139.88)	(74,387.54)
30/06/2021	SYSTEM	29/06/2021		System Journal	Revaluation - 28/06/2021 @ \$0.997500 (Exit) - 34,214.845400 Units on hand (ETL0018AU)		(61.59)	(74,449.13)
30/06/2021	SYSTEM	29/06/2021		System Journal	Revaluation - 28/06/2021 @ \$3.495400 (Exit) - 18,516.230000 Units on hand (MAQ0410AU)		(2,840.39)	(77,289.52)
30/06/2021	SYSTEM	29/06/2021		System Journal	Revaluation - 28/06/2021 @ \$5.842000 (Exit) - 14,030.636300 Units on hand (BNT0101AU)		(6,027.56)	(83,317.08)
30/06/2021	SYSTEM	29/06/2021		System Journal	Revaluation - 28/06/2021 @ \$0.992100 (Exit) - 24,203.635800 Units on hand (ETL0015AU)		21.78	(83,295.30)
30/06/2021	SYSTEM	29/06/2021		System Journal	Revaluation - 28/06/2021 @ \$2.032300 (Exit) - 18,587.770000 Units on hand (PCL0005AU)		(514.88)	(83,810.18)
30/06/2021	SYSTEM	29/06/2021		System Journal	Revaluation - 28/06/2021 @ \$2.566800 (Exit) - 23,050.260000 Units on hand (MAQ0404AU)		(1,728.77)	(85,538.95)
30/06/2021	SYSTEM	29/06/2021		System Journal	Revaluation - 28/06/2021 @ \$1.311300 (Exit) - 39,339.103100 Units on hand (WHT0039AU)		(1,424.08)	(86,963.03)

**Joyce Family Superabundance Super Fund**  
**General Ledger - Audit View**

For The Period 01 July 2020 - 30 June 2021

Transaction Date	Transaction Source	Processed Date	Last Modified By	Transaction Type	Description	Units	Amount \$	Balance \$
30/06/2021	SYSTEM	29/06/2021		System Journal	Revaluation - 25/06/2021 @ \$2.719800 (Exit) - 17,327.286700 Units on hand (MGE0001AU)		(1,850.55)	(88,813.58)
30/06/2021	SYSTEM	29/06/2021		System Journal	Revaluation - 25/06/2021 @ \$1.063200 (Exit) - 22,826.880900 Units on hand (CSA0038AU)		123.26	(88,690.32)
30/06/2021	SYSTEM	29/06/2021		System Journal	Revaluation - 28/06/2021 @ \$1.372300 (Exit) - 59,852.540000 Units on hand (MAQ0464AU)		(3,022.55)	(91,712.87)
30/06/2021	SYSTEM	29/06/2021		System Journal	Revaluation - 28/06/2021 @ \$40.122600 (Exit) - 1,841.020000 Units on hand (FID0008AU)		(1,973.57)	(93,686.44)
30/06/2021	Michelle Gargar	19/11/2021		System Journal	Revaluation - 30/06/2021 @ \$2.338700 (Custom) - 10,332.280000 Units on hand (RFA0819AU)		2,551.04	(91,135.40)
30/06/2021	Michelle Gargar	19/11/2021		System Journal	Revaluation - 30/06/2021 @ \$1.293700 (Custom) - 19,722.309900 Units on hand (MGE0002AU)		901.31	(90,234.09)
30/06/2021	Michelle Gargar	19/11/2021		System Journal	Revaluation - 30/06/2021 @ \$1.856800 (Custom) - 18,182.920200 Units on hand (WHT0015AU)		416.39	(89,817.70)
30/06/2021	Michelle Gargar	19/11/2021		System Journal	Revaluation - 30/06/2021 @ \$1.535200 (Custom) - 28,156.350000 Units on hand (APN0008AU)		101.36	(89,716.34)
30/06/2021	Michelle Gargar	19/11/2021		System Journal	Revaluation - 30/06/2021 @ \$0.998400 (Custom) - 34,214.845400 Units on hand (ETL0018AU)		(30.79)	(89,747.13)
30/06/2021	Michelle Gargar	19/11/2021		System Journal	Revaluation - 30/06/2021 @ \$3.492300 (Custom) - 18,516.230000 Units on hand (MAQ0410AU)		57.40	(89,689.73)
30/06/2021	Michelle Gargar	19/11/2021		System Journal	Revaluation - 30/06/2021 @ \$5.428700 (Custom) - 14,030.636300 Units on hand (BNT0101AU)		5,798.86	(83,890.87)
30/06/2021	Michelle Gargar	19/11/2021		System Journal	Revaluation - 30/06/2021 @ \$0.994400 (Custom) - 24,203.635800 Units on hand (ETL0015AU)		(55.67)	(83,946.54)
30/06/2021	Michelle Gargar	19/11/2021		System Journal	Revaluation - 30/06/2021 @ \$2.044300 (Exit) - 18,587.770000 Units on hand (PCL0005AU)		(223.06)	(84,169.60)
30/06/2021	Michelle Gargar	19/11/2021		System Journal	Revaluation - 30/06/2021 @ \$2.438600 (Custom) - 23,050.260000 Units on hand (MAQ0404AU)		2,955.05	(81,214.55)

**Joyce Family Superabundance Super Fund**  
**General Ledger - Audit View**

For The Period 01 July 2020 - 30 June 2021

Transaction Date	Transaction Source	Processed Date	Last Modified By	Transaction Type	Description	Units	Amount \$	Balance \$
30/06/2021	Michelle Gargar	19/11/2021		System Journal	Revaluation - 30/06/2021 @ \$1.314300 (Custom) - 39,339.103100 Units on hand (WHT0039AU)		(118.01)	(81,332.56)
30/06/2021	Michelle Gargar	19/11/2021		System Journal	Revaluation - 30/06/2021 @ \$2.687600 (Custom) - 17,327.286700 Units on hand (MGE0001AU)		557.93	(80,774.63)
30/06/2021	Michelle Gargar	19/11/2021		System Journal	Revaluation - 30/06/2021 @ \$1.049800 (Custom) - 22,826.880900 Units on hand (CSA0038AU)		305.88	(80,468.75)
30/06/2021	Michelle Gargar	19/11/2021		System Journal	Revaluation - 30/06/2021 @ \$1.164800 (Custom) - 59,852.540000 Units on hand (MAQ0464AU)		12,419.40	(68,049.35)
30/06/2021	Michelle Gargar	19/11/2021		System Journal	Revaluation - 30/06/2021 @ \$0.050000 (Custom) - 11,709.840000 Units on hand (LMI0004AU)		70.26	(67,979.09)
30/06/2021	Michelle Gargar	19/11/2021		System Journal	Revaluation - 30/06/2021 @ \$39.031500 (Custom) - 1,841.020000 Units on hand (FID0008AU)		2,008.74	(65,970.35)
30/06/2021	Michelle Gargar	22/11/2021		System Journal	Revaluation - 30/06/2021 @ \$0.040000 (Custom) - 11,709.840000 Units on hand (LMI0004AU)		117.10	(65,853.25)
							(65,853.25)	(65,853.25)
<b>Interest Received (25000)</b>								
<u>Macquarie - Cash Management Account (MBL960894822)</u>								
31/07/2020	Bank Data Service	18/11/2021	michelle@familyaaccosuntants.com.au	Bank Statement	MACQUARIE CMA INTEREST PAID INTR 73		(2.19)	(2.19)
31/08/2020	Bank Data Service	18/11/2021	michelle@familyaaccosuntants.com.au	Bank Statement	MACQUARIE CMA INTEREST PAID INTR 73		(2.53)	(4.72)
30/09/2020	Bank Data Service	18/11/2021	michelle@familyaaccosuntants.com.au	Bank Statement	MACQUARIE CMA INTEREST PAID INTR 73		(2.44)	(7.16)
31/12/2020	Bank Data Service	18/11/2021	michelle@familyaaccosuntants.com.au	Bank Statement	MACQUARIE CMA INTEREST PAID INTR 73		(14.04)	(21.20)
29/01/2021	Bank Data Service	31/01/2021		Bank Statement	MACQUARIE CMA INTEREST PAID INTR 73		(6.95)	(28.15)
26/02/2021	Bank Data Service	28/02/2021		Bank Statement	MACQUARIE CMA INTEREST PAID INTR 73		(5.07)	(33.22)
31/03/2021	Bank Data Service	18/11/2021	michelle@familyaaccosuntants.com.au	Bank Statement	MACQUARIE CMA INTEREST PAID INTR 73		(5.27)	(38.49)
30/04/2021	Bank Data Service	18/11/2021	michelle@familyaaccosuntants.com.au	Bank Statement	MACQUARIE CMA INTEREST PAID INTR 73		(4.77)	(43.26)
31/05/2021	Bank Data Service	18/11/2021	michelle@familyaac	Bank Statement	MACQUARIE CMA INTEREST PAID INTR 73		(4.55)	(47.81)

# Joyce Family Superabundance Super Fund

## General Ledger - Audit View

For The Period 01 July 2020 - 30 June 2021

Transaction Date	Transaction Source	Processed Date	Last Modified By	Transaction Type	Description	Units	Amount \$	Balance \$
30/06/2021	Bank Data Service	18/11/2021	countants.com.au michelle@familyaacco untants.com.au	Bank Statement	MACQUARIE CMA INTEREST PAID INTR 73		(4.12)	(51.93)
							(51.93)	(51.93)
<b>Accountancy Fees (30100)</b>								
<u>Accountancy Fees (30100)</u>								
13/07/2020	Bank Data Service	07/08/2020		Bank Statement	SPINV#2693 BAS DT		2,716.25	2,716.25
07/12/2020	Bank Data Service	19/11/2021	michelle@familyaacco untants.com.au	Bank Statement	SP INV#2806 TAX & ACCOUNTING DT		2,750.00	5,466.25
							5,466.25	5,466.25
<b>Administration Costs (30200)</b>								
<u>Administration Costs (30200)</u>								
07/12/2020	Bank Data Service	19/11/2021	michelle@familyaacco untants.com.au	Bank Statement	SP INV#2806 TAX & ACCOUNTING DT		275.00	275.00
							275.00	275.00
<b>ATO Supervisory Levy (30400)</b>								
<u>ATO Supervisory Levy (30400)</u>								
09/12/2020	Bank Data Service	19/11/2021	michelle@familyaacco untants.com.au	Bank Statement	ATO ATO005000013949746 50		259.00	259.00
							259.00	259.00
<b>Auditor's Remuneration (30700)</b>								
<u>Auditor's Remuneration (30700)</u>								
07/12/2020	Bank Data Service	19/11/2021	michelle@familyaacco untants.com.au	Bank Statement	SP INV#2806 TAX & ACCOUNTING DT		495.00	495.00
							495.00	495.00
<b>Investment Expenses (37500)</b>								
<u>Investment Expenses (00011)</u>								
15/07/2020	Bank Data Service	19/11/2021	michelle@familyaacco untants.com.au	Bank Statement	JUNE 2020 IMS FEE DT		2,299.64	2,299.64
15/10/2020	Bank Data Service	19/11/2021	michelle@familyaacco untants.com.au	Bank Statement	30 SEPTEMBER 2020 IMS FEE DT		2,364.80	4,664.44

# Joyce Family Superabundance Super Fund

## General Ledger - Audit View

For The Period 01 July 2020 - 30 June 2021

Transaction Date	Transaction Source	Processed Date	Last Modified By	Transaction Type	Description	Units	Amount \$	Balance \$
15/01/2021	Bank Data Service	19/11/2021	michelle@familyaaccos.com.au	Bank Statement	DECEMBER 2020 IMS FEE DT		2,474.58	7,139.02
15/04/2021	Bank Data Service	19/11/2021	michelle@familyaaccos.com.au	Bank Statement	MARCH 2021 IMS FEE DT		2,474.27	9,613.29
							9,613.29	9,613.29
<b>Pensions Paid (41600)</b>								
<u>(Pensions Paid) Joyce, Carole Grace Florence - Pension (Account Based Pension 3) (JOYCAR00004P)</u>								
18/01/2021	Bank Data Service	19/11/2021	michelle@familyaaccos.com.au	Bank Statement	R/P TO CBA C G F JOYCE & J T JOYCE 46		1,470.00	1,470.00
01/02/2021	Bank Data Service	19/11/2021	michelle@familyaaccos.com.au	Bank Statement	R/P TO CBA C G F JOYCE & J T JOYCE 46		1,470.00	2,940.00
01/03/2021	Bank Data Service	19/11/2021	michelle@familyaaccos.com.au	Bank Statement	R/P TO CBA C G F JOYCE & J T JOYCE 46		1,470.00	4,410.00
01/04/2021	Bank Data Service	19/11/2021	michelle@familyaaccos.com.au	Bank Statement	R/P TO CBA C G F JOYCE & J T JOYCE 46		1,470.00	5,880.00
30/04/2021	Bank Data Service	19/11/2021	michelle@familyaaccos.com.au	Bank Statement	R/P TO CBA C G F JOYCE & J T JOYCE 46		1,470.00	7,350.00
01/06/2021	Bank Data Service	19/11/2021	michelle@familyaaccos.com.au	Bank Statement	R/P TO CBA C G F JOYCE & J T JOYCE 46		1,470.00	8,820.00
							8,820.00	8,820.00
<u>(Pensions Paid) Joyce, James Thomas - Pension (Account Based Pension 2) (JOYJAM00003P)</u>								
18/01/2021	Bank Data Service	19/11/2021	michelle@familyaaccos.com.au	Bank Statement	R/P TO CBA C G F JOYCE & J T JOYCE 46		2,030.00	2,030.00
01/02/2021	Bank Data Service	19/11/2021	michelle@familyaaccos.com.au	Bank Statement	R/P TO CBA C G F JOYCE & J T JOYCE 46		2,030.00	4,060.00
01/03/2021	Bank Data Service	19/11/2021	michelle@familyaaccos.com.au	Bank Statement	R/P TO CBA C G F JOYCE & J T JOYCE 46		2,030.00	6,090.00
01/04/2021	Bank Data Service	19/11/2021	michelle@familyaaccos.com.au	Bank Statement	R/P TO CBA C G F JOYCE & J T JOYCE 46		2,030.00	8,120.00
30/04/2021	Bank Data Service	19/11/2021	michelle@familyaaccos.com.au	Bank Statement	R/P TO CBA C G F JOYCE & J T JOYCE 46		2,030.00	10,150.00
01/06/2021	Bank Data Service	19/11/2021	michelle@familyaaccos.com.au	Bank Statement	R/P TO CBA C G F JOYCE & J T JOYCE 46		2,030.00	12,180.00
							12,180.00	12,180.00

### Income Tax Expense (48500)

Income Tax Expense (48500)

**Joyce Family Superabundance Super Fund**  
**General Ledger - Audit View**

For The Period 01 July 2020 - 30 June 2021

Transaction Date	Transaction Source	Processed Date	Last Modified By	Transaction Type	Description	Units	Amount \$	Balance \$
30/06/2021	Michelle Gargar	22/11/2021		System Journal	Create Entries - Franking Credits Adjustment - 30/06/2021		(2,223.15)	(2,223.15)
							(2,223.15)	(2,223.15)
<b>Profit/Loss Allocation Account (49000)</b>								
<u>Profit/Loss Allocation Account (49000)</u>								
18/01/2021	SYSTEM	19/11/2021		System Journal	System Member Journals		(1,470.00)	(1,470.00)
18/01/2021	SYSTEM	19/11/2021		System Journal	System Member Journals		(2,030.00)	(3,500.00)
01/02/2021	SYSTEM	19/11/2021		System Journal	System Member Journals		(1,470.00)	(4,970.00)
01/02/2021	SYSTEM	19/11/2021		System Journal	System Member Journals		(2,030.00)	(7,000.00)
01/03/2021	SYSTEM	19/11/2021		System Journal	System Member Journals		(1,470.00)	(8,470.00)
01/03/2021	SYSTEM	19/11/2021		System Journal	System Member Journals		(2,030.00)	(10,500.00)
01/04/2021	SYSTEM	19/11/2021		System Journal	System Member Journals		(1,470.00)	(11,970.00)
01/04/2021	SYSTEM	19/11/2021		System Journal	System Member Journals		(2,030.00)	(14,000.00)
30/04/2021	SYSTEM	29/04/2021		System Journal	Profit/Loss Allocation - 30/04/2021		28,122.39	14,122.39
30/04/2021	SYSTEM	29/04/2021		System Journal	Profit/Loss Allocation - 30/04/2021		38,979.46	53,101.85
30/04/2021	SYSTEM	19/11/2021		System Journal	System Member Journals		(1,470.00)	51,631.85
30/04/2021	SYSTEM	19/11/2021		System Journal	System Member Journals		(2,030.00)	49,601.85
31/05/2021	SYSTEM	30/05/2021		System Journal	Profit/Loss Allocation - 31/05/2021		525.80	50,127.65
31/05/2021	SYSTEM	30/05/2021		System Journal	Profit/Loss Allocation - 31/05/2021		728.81	50,856.46
01/06/2021	SYSTEM	19/11/2021		System Journal	System Member Journals		(1,470.00)	49,386.46
01/06/2021	SYSTEM	19/11/2021		System Journal	System Member Journals		(2,030.00)	47,356.46
30/06/2021	SYSTEM	29/06/2021		System Journal	Profit/Loss Allocation - 30/06/2021		10,179.86	57,536.32
30/06/2021	SYSTEM	29/06/2021		System Journal	Profit/Loss Allocation - 30/06/2021		14,109.94	71,646.26
30/06/2021	Michelle Gargar	22/11/2021		System Journal	Create Entries - Profit/Loss Allocation - 30/06/2021		447.15	72,093.41
30/06/2021	Michelle Gargar	22/11/2021		System Journal	Create Entries - Profit/Loss Allocation - 30/06/2021		322.60	72,416.01
							72,416.01	72,416.01

**Opening Balance (50010)**

(Opening Balance) Joyce, Carole Grace Florence - Pension (Account Based Pension 3) (JOYCAR00004P)

# Joyce Family Superabundance Super Fund

## General Ledger - Audit View

For The Period 01 July 2020 - 30 June 2021

Transaction Date	Transaction Source	Processed Date	Last Modified By	Transaction Type	Description	Units	Amount \$	Balance \$
01/07/2020	Opening Balance				Opening Balance			(299,665.94)
01/07/2020	99625	18/11/2021		System Journal	Close Period Journal		11,634.95	(288,030.99)
							11,634.95	(288,030.99)
<u>(Opening Balance) Joyce, James Thomas - Pension (Account Based Pension 2) (JOYJAM00003P)</u>								
01/07/2020	Opening Balance				Opening Balance			(417,522.53)
01/07/2020	99625	18/11/2021		System Journal	Close Period Journal		18,337.21	(399,185.32)
							18,337.21	(399,185.32)
<b>Share of Profit/(Loss) (53100)</b>								
<u>(Share of Profit/(Loss)) Joyce, Carole Grace Florence - Pension (Account Based Pension 3) (JOYCAR00004P)</u>								
01/07/2020	Opening Balance				Opening Balance			(7,965.05)
01/07/2020	99625	18/11/2021		System Journal	Close Period Journal		7,965.05	0.00
30/04/2021	SYSTEM	29/04/2021		System Journal	Profit/Loss Allocation - 30/04/2021		(28,122.39)	(28,122.39)
31/05/2021	SYSTEM	30/05/2021		System Journal	Profit/Loss Allocation - 31/05/2021		(525.80)	(28,648.19)
30/06/2021	SYSTEM	29/06/2021		System Journal	Profit/Loss Allocation - 30/06/2021		(10,179.86)	(38,828.05)
30/06/2021	Michelle Gargar	22/11/2021		System Journal	Create Entries - Profit/Loss Allocation - 30/06/2021		(322.60)	(39,150.65)
							(31,185.60)	(39,150.65)
<u>(Share of Profit/(Loss)) Joyce, James Thomas - Pension (Account Based Pension 2) (JOYJAM00003P)</u>								
01/07/2020	Opening Balance				Opening Balance			(11,062.79)
01/07/2020	99625	18/11/2021		System Journal	Close Period Journal		11,062.79	0.00
30/04/2021	SYSTEM	29/04/2021		System Journal	Profit/Loss Allocation - 30/04/2021		(38,979.46)	(38,979.46)
31/05/2021	SYSTEM	30/05/2021		System Journal	Profit/Loss Allocation - 31/05/2021		(728.81)	(39,708.27)
30/06/2021	SYSTEM	29/06/2021		System Journal	Profit/Loss Allocation - 30/06/2021		(14,109.94)	(53,818.21)
30/06/2021	Michelle Gargar	22/11/2021		System Journal	Create Entries - Profit/Loss Allocation - 30/06/2021		(447.15)	(54,265.36)
							(43,202.57)	(54,265.36)
<b>Pensions Paid (54160)</b>								
<u>(Pensions Paid) Joyce, Carole Grace Florence - Pension (Account Based Pension 3) (JOYCAR00004P)</u>								
01/07/2020	Opening Balance				Opening Balance			19,600.00

# Joyce Family Superabundance Super Fund

## General Ledger - Audit View

For The Period 01 July 2020 - 30 June 2021

Transaction Date	Transaction Source	Processed Date	Last Modified By	Transaction Type	Description	Units	Amount \$	Balance \$
01/07/2020	99625	18/11/2021		System Journal	Close Period Journal		(19,600.00)	0.00
18/01/2021	SYSTEM	19/11/2021		System Journal	System Member Journals		1,470.00	1,470.00
01/02/2021	SYSTEM	19/11/2021		System Journal	System Member Journals		1,470.00	2,940.00
01/03/2021	SYSTEM	19/11/2021		System Journal	System Member Journals		1,470.00	4,410.00
01/04/2021	SYSTEM	19/11/2021		System Journal	System Member Journals		1,470.00	5,880.00
30/04/2021	SYSTEM	19/11/2021		System Journal	System Member Journals		1,470.00	7,350.00
01/06/2021	SYSTEM	19/11/2021		System Journal	System Member Journals		1,470.00	8,820.00
							(10,780.00)	8,820.00
<u>(Pensions Paid) Joyce, James Thomas - Pension (Account Based Pension 2) (JOYJAM00003P)</u>								
01/07/2020	Opening Balance				Opening Balance			29,400.00
01/07/2020	99625	18/11/2021		System Journal	Close Period Journal		(29,400.00)	0.00
18/01/2021	SYSTEM	19/11/2021		System Journal	System Member Journals		2,030.00	2,030.00
01/02/2021	SYSTEM	19/11/2021		System Journal	System Member Journals		2,030.00	4,060.00
01/03/2021	SYSTEM	19/11/2021		System Journal	System Member Journals		2,030.00	6,090.00
01/04/2021	SYSTEM	19/11/2021		System Journal	System Member Journals		2,030.00	8,120.00
30/04/2021	SYSTEM	19/11/2021		System Journal	System Member Journals		2,030.00	10,150.00
01/06/2021	SYSTEM	19/11/2021		System Journal	System Member Journals		2,030.00	12,180.00
							(17,220.00)	12,180.00
<b>Bank Accounts (60400)</b>								
<u>Macquarie - Cash Management Account (MBL960894822)</u>								
01/07/2020	Opening Balance				Opening Balance			32,393.28
02/07/2020	Bank Data Service	07/08/2020		Bank Statement	ATO ATO004000012207615 50		3,440.00	35,833.28
09/07/2020	Bank Data Service	07/08/2020		Bank Statement	MIML 1 87039 13693 50		6,148.11	41,981.39
09/07/2020	Bank Data Service	07/08/2020		Bank Statement	MIML 1 87039 13695 50		5,849.64	47,831.03
09/07/2020	Bank Data Service	07/08/2020		Bank Statement	MIML 1 87039 13696 50		715.61	48,546.64
10/07/2020	Bank Data Service	18/11/2021	michelle@pamilyaaccountants.com.au	Bank Statement	PIMCO Funds 300134756 DVND 56		505.87	49,052.51
10/07/2020	Bank Data Service	18/11/2021	michelle@pamilyaaccountants.com.au	Bank Statement	PIMCO Funds 300134756 DVND 56		926.14	49,978.65
10/07/2020	Bank Data Service	07/08/2020		Bank Statement	RBC IST Distr aubqB26G00000871 DVND 56		259.58	50,238.23



**Joyce Family Superabundance Super Fund**  
**General Ledger - Audit View**

For The Period 01 July 2020 - 30 June 2021

Transaction Date	Transaction Source	Processed Date	Last Modified By	Transaction Type	Description	Units	Amount \$	Balance \$
10/07/2020	Bank Data Service	07/08/2020		Bank Statement	RBC IST Distr aubqB26G000008EF DVND 56		330.23	50,568.46
10/07/2020	Bank Data Service	19/11/2021	michelle@pamilyaaccosuntants.com.au	Bank Statement	APNFM LTD CLRACC AREIT02461 Distrib 50		195.83	50,764.29
13/07/2020	Bank Data Service	07/08/2020		Bank Statement	SPINV#2693 BAS DT		(2,915.00)	47,849.29
14/07/2020	Bank Data Service	07/08/2020		Bank Statement	ATO ATO001100012158769 50		166.00	48,015.29
14/07/2020	Bank Data Service	19/11/2021	michelle@pamilyaaccosuntants.com.au	Bank Statement	MAGELLAN MAGELLAN0000987349 50 [System Matched Income Data]		1,819.36	49,834.65
14/07/2020	Bank Data Service	19/11/2021	michelle@pamilyaaccosuntants.com.au	Bank Statement	MAGELLAN MAGELLAN0000991709 50 [System Matched Income Data]		591.67	50,426.32
14/07/2020	Bank Data Service	07/08/2020		Bank Statement	FPSL DISTRIBUTIO FPL DI 400276250 50		168.37	50,594.69
15/07/2020	Bank Data Service	19/11/2021	michelle@pamilyaaccosuntants.com.au	Bank Statement	JUNE 2020 IMS FEE DT		(2,467.90)	48,126.79
15/07/2020	Bank Data Service	07/08/2020		Bank Statement	RBC IST Distr aubqB26G00000913 DVND 56		7,673.12	55,799.91
16/07/2020	Bank Data Service	19/11/2021	michelle@pamilyaaccosuntants.com.au	Bank Statement	FIL RESPONSIBLE FIL0003480382 50 [System Matched Income Data]		2,954.09	58,754.00
17/07/2020	Bank Data Service	07/08/2020		Bank Statement	Pengana Capital 100748896/PAECFA DVND 56		1,806.29	60,560.29
31/07/2020	Bank Data Service	18/11/2021	michelle@pamilyaaccosuntants.com.au	Bank Statement	MACQUARIE CMA INTEREST PAID INTR 73		2.19	60,562.48
07/08/2020	Bank Data Service	19/11/2021	michelle@pamilyaaccosuntants.com.au	Bank Statement	FPSL DISTRIBUTIO FPL DI 400276250 50		66.52	60,629.00
10/08/2020	Bank Data Service	19/11/2021	michelle@pamilyaaccosuntants.com.au	Bank Statement	APNFM LTD CLRACC AREIT02461 Distrib 50		195.83	60,824.83
31/08/2020	Bank Data Service	18/11/2021	michelle@pamilyaaccosuntants.com.au	Bank Statement	MACQUARIE CMA INTEREST PAID INTR 73		2.53	60,827.36
04/09/2020	Bank Data Service	19/11/2021	michelle@pamilyaaccosuntants.com.au	Bank Statement	FPSL DISTRIBUTIO FPL DI 400276250 50		67.34	60,894.70
10/09/2020	Bank Data Service	19/11/2021	michelle@pamilyaaccosuntants.com.au	Bank Statement	APNFM LTD CLRACC AREIT02461 Distrib 50		195.83	61,090.53
30/09/2020	Bank Data Service	18/11/2021	michelle@pamilyaaccosuntants.com.au	Bank Statement	MACQUARIE CMA INTEREST PAID INTR 73		2.44	61,092.97
05/10/2020	Bank Data Service	19/11/2021	michelle@pamilyaaccosuntants.com.au	Bank Statement	PIMCO Funds 300134756 DVND 56		194.81	61,287.78
05/10/2020	Bank Data Service	19/11/2021	michelle@pamilyaaccosuntants.com.au	Bank Statement	PIMCO Funds 300134756 DVND 56		358.14	61,645.92
07/10/2020	Bank Data Service	19/11/2021	michelle@pamilyaaccosuntants.com.au	Bank Statement	RBC IST Distr aubqB26G00000940 DVND 56 [System Matched Income Data]		935.25	62,581.17
07/10/2020	Bank Data Service	19/11/2021	michelle@pamilyaaccosuntants.com.au	Bank Statement	RBC IST Distr aubqB26G00000964 DVND 56 [System Matched Income Data]		65.73	62,646.90

# Joyce Family Superabundance Super Fund

## General Ledger - Audit View

For The Period 01 July 2020 - 30 June 2021

Transaction Date	Transaction Source	Processed Date	Last Modified By	Transaction Type	Description	Units	Amount \$	Balance \$
08/10/2020	Bank Data Service	19/11/2021	michelle@pamilyaaccos.com.au	Bank Statement	FPSL DISTRIBUTIO FPL DI 400276250 50		68.03	62,714.93
12/10/2020	Bank Data Service	19/11/2021	michelle@pamilyaaccos.com.au	Bank Statement	APNFM LTD CLRACC AREIT02461 Distrib 50		195.83	62,910.76
15/10/2020	Bank Data Service	19/11/2021	michelle@pamilyaaccos.com.au	Bank Statement	30 SEPTEMBER 2020 IMS FEE DT		(2,537.83)	60,372.93
06/11/2020	Bank Data Service	19/11/2021	michelle@pamilyaaccos.com.au	Bank Statement	FPSL DISTRIBUTIO FPL DI 400276250 50		68.13	60,441.06
10/11/2020	Bank Data Service	19/11/2021	michelle@pamilyaaccos.com.au	Bank Statement	APNFM LTD CLRACC AREIT02461 Distrib 50		195.83	60,636.89
13/11/2020	Bank Data Service	19/11/2021	michelle@pamilyaaccos.com.au	Bank Statement	FIL RESPONSIBLE FIL0003573940 50 [System Matched Income Data]		469.34	61,106.23
16/11/2020	Bank Data Service	19/11/2021	michelle@pamilyaaccos.com.au	Bank Statement	BT SWT C13864115 50		516.61	61,622.84
19/11/2020	Bank Data Service	19/11/2021	michelle@pamilyaaccos.com.au	Bank Statement	MAGELLAN MAGELLAN0002115188 50 [System Matched Income Data]		845.58	62,468.42
07/12/2020	Bank Data Service	19/11/2021	michelle@pamilyaaccos.com.au	Bank Statement	SP INV#2806 TAX & ACCOUNTING DT		(3,520.00)	58,948.42
07/12/2020	Bank Data Service	19/11/2021	michelle@pamilyaaccos.com.au	Bank Statement	FPSL DISTRIBUTIO FPL DI 400276250 50		68.53	59,016.95
09/12/2020	Bank Data Service	19/11/2021	michelle@pamilyaaccos.com.au	Bank Statement	ATO ATO005000013949746 50		2,461.31	61,478.26
10/12/2020	Bank Data Service	19/11/2021	michelle@pamilyaaccos.com.au	Bank Statement	APNFM LTD CLRACC AREIT02461 Distrib 50		195.83	61,674.09
31/12/2020	Bank Data Service	18/11/2021	michelle@pamilyaaccos.com.au	Bank Statement	MACQUARIE CMA INTEREST PAID INTR 73		14.04	61,688.13
06/01/2021	Bank Data Service	19/11/2021	michelle@pamilyaaccos.com.au	Bank Statement	PIMCO Funds 300134756 DVND 56		159.65	61,847.78
06/01/2021	Bank Data Service	19/11/2021	michelle@pamilyaaccos.com.au	Bank Statement	PIMCO Funds 300134756 DVND 56		517.43	62,365.21
08/01/2021	Bank Data Service	19/11/2021	michelle@pamilyaaccos.com.au	Bank Statement	Pengana Capital 100748896/PAECFA DVND 56		743.51	63,108.72
08/01/2021	Bank Data Service	19/11/2021	michelle@pamilyaaccos.com.au	Bank Statement	RBC IST Distr aubqB26G0000098E DVND 56		263.79	63,372.51
11/01/2021	Bank Data Service	19/11/2021	michelle@pamilyaaccos.com.au	Bank Statement	APNFM LTD CLRACC AREIT02461 Distrib 50		195.83	63,568.34
11/01/2021	Bank Data Service	19/11/2021	michelle@pamilyaaccos.com.au	Bank Statement	FPSL DISTRIBUTIO FPL DI 400276250 50		69.91	63,638.25
12/01/2021	Bank Data Service	19/11/2021	michelle@pamilyaaccos.com.au	Bank Statement	MIML 1 87039 14077 50		163.90	63,802.15
15/01/2021	Bank Data Service	19/11/2021	michelle@pamilyaac	Bank Statement	DECEMBER 2020 IMS FEE DT		(2,655.65)	61,146.50

# Joyce Family Superabundance Super Fund

## General Ledger - Audit View

For The Period 01 July 2020 - 30 June 2021

Transaction Date	Transaction Source	Processed Date	Last Modified By	Transaction Type	Description	Units	Amount \$	Balance \$
			countants.com.au					
15/01/2021	Bank Data Service	19/11/2021	michelle@pamilyaacco untants.com.au	Bank Statement	MAGELLAN MAGELLAN0002173649 50 [System Matched Income Data]		534.48	61,680.98
15/01/2021	Bank Data Service	19/11/2021	michelle@pamilyaacco untants.com.au	Bank Statement	RBC IST Distr aubqB26G000009C2 DVND 56		322.96	62,003.94
18/01/2021	Bank Data Service	19/11/2021	michelle@pamilyaacco untants.com.au	Bank Statement	R/P TO CBA C G F JOYCE & J T JOYCE 46		(3,500.00)	58,503.94
29/01/2021	Bank Data Service	31/01/2021		Bank Statement	MACQUARIE CMA INTEREST PAID INTR 73		6.95	58,510.89
01/02/2021	Bank Data Service	19/11/2021	michelle@pamilyaacco untants.com.au	Bank Statement	R/P TO CBA C G F JOYCE & J T JOYCE 46		(3,500.00)	55,010.89
05/02/2021	Bank Data Service	19/11/2021	michelle@pamilyaacco untants.com.au	Bank Statement	FPSL DISTRIBUTIO FPL DI 400276250 50		70.57	55,081.46
10/02/2021	Bank Data Service	19/11/2021	michelle@pamilyaacco untants.com.au	Bank Statement	APNFM LTD CLRACC AREIT02461 Distrib 50		195.83	55,277.29
26/02/2021	Bank Data Service	28/02/2021		Bank Statement	MACQUARIE CMA INTEREST PAID INTR 73		5.07	55,282.36
01/03/2021	Bank Data Service	19/11/2021	michelle@pamilyaacco untants.com.au	Bank Statement	R/P TO CBA C G F JOYCE & J T JOYCE 46		(3,500.00)	51,782.36
05/03/2021	Bank Data Service	19/11/2021	michelle@pamilyaacco untants.com.au	Bank Statement	FPSL DISTRIBUTIO FPL DI 400276250 50		71.04	51,853.40
10/03/2021	Bank Data Service	19/11/2021	michelle@pamilyaacco untants.com.au	Bank Statement	APNFM LTD CLRACC AREIT02461 Distrib 50 [System Matched Income Data]		195.83	52,049.23
31/03/2021	Bank Data Service	18/11/2021	michelle@pamilyaacco untants.com.au	Bank Statement	MACQUARIE CMA INTEREST PAID INTR 73		5.27	52,054.50
01/04/2021	Bank Data Service	19/11/2021	michelle@pamilyaacco untants.com.au	Bank Statement	R/P TO CBA C G F JOYCE & J T JOYCE 46		(3,500.00)	48,554.50
07/04/2021	Bank Data Service	19/11/2021	michelle@pamilyaacco untants.com.au	Bank Statement	PIMCO Funds 300134756 DVND 56		17.34	48,571.84
08/04/2021	Bank Data Service	19/11/2021	michelle@pamilyaacco untants.com.au	Bank Statement	RBC IST Distr aubqB26G000009F6 DVND 56		2.36	48,574.20
09/04/2021	Bank Data Service	19/11/2021	michelle@pamilyaacco untants.com.au	Bank Statement	RBC IST Distr aubqB26G00000A1F DVND 56 [System Matched Income Data]		1,015.74	49,589.94
12/04/2021	Bank Data Service	19/11/2021	michelle@pamilyaacco untants.com.au	Bank Statement	FIL RESPONSIBLE FIL0003690188 50		93.73	49,683.67
12/04/2021	Bank Data Service	19/11/2021	michelle@pamilyaacco untants.com.au	Bank Statement	APNFM LTD CLRACC AREIT02461 Distrib 50		195.83	49,879.50
12/04/2021	Bank Data Service	19/11/2021	michelle@pamilyaacco untants.com.au	Bank Statement	FPSL DISTRIBUTIO FPL DI 400276250 50		206.27	50,085.77
15/04/2021	Bank Data Service	19/11/2021	michelle@pamilyaacco untants.com.au	Bank Statement	MARCH 2021 IMS FEE DT		(2,655.31)	47,430.46
16/04/2021	Bank Data Service	19/11/2021	michelle@pamilyaac	Bank Statement	RBC IST Distr aubqB26G00000A4D DVND 56		116.58	47,547.04

# Joyce Family Superabundance Super Fund

## General Ledger - Audit View

For The Period 01 July 2020 - 30 June 2021

Transaction Date	Transaction Source	Processed Date	Last Modified By	Transaction Type	Description	Units	Amount \$	Balance \$
			countants.com.au					
30/04/2021	Bank Data Service	19/11/2021	michelle@pamilyaacco untants.com.au	Bank Statement	R/P TO CBA C G F JOYCE & J T JOYCE 46		(3,500.00)	44,047.04
30/04/2021	Bank Data Service	18/11/2021	michelle@pamilyaacco untants.com.au	Bank Statement	MACQUARIE CMA INTEREST PAID INTR 73		4.77	44,051.81
10/05/2021	Bank Data Service	19/11/2021	michelle@pamilyaacco untants.com.au	Bank Statement	APNFM LTD CLRACC AREIT02461 Distrib 50		195.83	44,247.64
11/05/2021	Bank Data Service	19/11/2021	michelle@pamilyaacco untants.com.au	Bank Statement	FPSL DISTRIBUTIO FPL DI 400276250 50		209.49	44,457.13
31/05/2021	Bank Data Service	18/11/2021	michelle@pamilyaacco untants.com.au	Bank Statement	MACQUARIE CMA INTEREST PAID INTR 73		4.55	44,461.68
01/06/2021	Bank Data Service	19/11/2021	michelle@pamilyaacco untants.com.au	Bank Statement	R/P TO CBA C G F JOYCE & J T JOYCE 46		(3,500.00)	40,961.68
07/06/2021	Bank Data Service	19/11/2021	michelle@pamilyaacco untants.com.au	Bank Statement	FPSL DISTRIBUTIO FPL DI 400276250 50		207.46	41,169.14
10/06/2021	Bank Data Service	19/11/2021	michelle@pamilyaacco untants.com.au	Bank Statement	APNFM LTD CLRACC AREIT02461 Distrib 50		195.83	41,364.97
30/06/2021	Bank Data Service	18/11/2021	michelle@pamilyaacco untants.com.au	Bank Statement	MACQUARIE CMA INTEREST PAID INTR 73		4.12	41,369.09
							8,975.81	41,369.09
<b>Distributions Receivable (61800)</b>								
<u>APN AREIT Fund (APN0008AU)</u>								
01/07/2020	Opening Balance				Opening Balance			195.83
10/07/2020	Bank Data Service	19/11/2021	michelle@pamilyaacco untants.com.au	Bank Statement	APNFM LTD CLRACC AREIT02461 Distrib 50		(195.83)	0.00
30/06/2021	michelle@pamilyaacco untants.com.au	19/11/2021	michelle@pamilyaacco untants.com.au	General Journal	APN AREIT Received		195.83	195.83
							0.00	195.83
<u>Hyperion Small Growth Companies Fund (BNT0101AU)</u>								
01/07/2020	Opening Balance				Opening Balance			7,673.13
15/07/2020	Bank Data Service	07/08/2020		Bank Statement	RBC IST Distr aubqB26G00000913 DVND 56		(7,673.12)	0.01
30/06/2021	michelle@pamilyaacco untants.com.au	19/11/2021	michelle@pamilyaacco untants.com.au	General Journal	Hyperion Received		6,088.65	6,088.66
							(1,584.47)	6,088.66
<u>Bentham Global Income Fund (CSA0038AU2)</u>								

# Joyce Family Superabundance Super Fund

## General Ledger - Audit View

For The Period 01 July 2020 - 30 June 2021

Transaction Date	Transaction Source	Processed Date	Last Modified By	Transaction Type	Description	Units	Amount \$	Balance \$
01/07/2020	Opening Balance				Opening Balance			168.37
14/07/2020	Bank Data Service	07/08/2020		Bank Statement	FPSL DISTRIBUTIO FPL DI 400276250 50		(168.37)	0.00
30/06/2021	michelle@pamilyaaccountants.com.au	19/11/2021	michelle@pamilyaaccountants.com.au	General Journal	Bentham Received		259.09	259.09
							90.72	259.09
<u>Pimco Aust Bond Fund - Wholesale (ETL0015AU)</u>								
01/07/2020	Opening Balance				Opening Balance			505.87
10/07/2020	Bank Data Service	18/11/2021	michelle@pamilyaaccountants.com.au	Bank Statement	PIMCO Funds 300134756 DVND 56		(505.87)	0.00
30/06/2021	michelle@pamilyaaccountants.com.au	19/11/2021	michelle@pamilyaaccountants.com.au	General Journal	Pimco Aust Received		12.12	12.12
							(493.75)	12.12
<u>Pimco Global Bond Fund - Wholesale (ETL0018AU)</u>								
01/07/2020	Opening Balance				Opening Balance			926.14
10/07/2020	Bank Data Service	18/11/2021	michelle@pamilyaaccountants.com.au	Bank Statement	PIMCO Funds 300134756 DVND 56		(926.14)	0.00
30/06/2021	michelle@pamilyaaccountants.com.au	19/11/2021	michelle@pamilyaaccountants.com.au	General Journal	Pimco Global Received		44.03	44.03
							(882.11)	44.03
<u>Fidelity Aust Equities Fund (FID0008AU)</u>								
01/07/2020	Opening Balance				Opening Balance			2,954.09
16/07/2020	Bank Data Service	19/11/2021	michelle@pamilyaaccountants.com.au	Bank Statement	FIL RESPONSIBLE FIL0003480382 50 [System Matched Income Data]		(2,954.09)	0.00
30/06/2021	michelle@pamilyaaccountants.com.au	19/11/2021	michelle@pamilyaaccountants.com.au	General Journal	Fidelity Australian Received		2,557.65	2,557.65
							(396.44)	2,557.65
<u>LM Mortgage Income Fund (LMI0004AU)</u>								
01/07/2020	Opening Balance				Opening Balance			86.99
							0.00	86.99
<u>IFP Global Franchise (MAQ0404AU)</u>								
01/07/2020	Opening Balance				Opening Balance			5,849.64
09/07/2020	Bank Data Service	07/08/2020		Bank Statement	MIML 1 87039 13695 50		(5,849.64)	0.00

# Joyce Family Superabundance Super Fund

## General Ledger - Audit View

For The Period 01 July 2020 - 30 June 2021

Transaction Date	Transaction Source	Processed Date	Last Modified By	Transaction Type	Description	Units	Amount \$	Balance \$
30/06/2021	michelle@pamilyaacco untants.com.au	19/11/2021	michelle@pamilyaacco untants.com.au	General Journal	IFP Global Received		3,220.80	3,220.80
							(2,628.84)	3,220.80
<u>Walter Scott Global Equity Fund (MAQ0410AU)</u>								
01/07/2020	Opening Balance				Opening Balance			715.61
09/07/2020	Bank Data Service	07/08/2020		Bank Statement	MIML 1 87039 13696 50		(715.61)	0.00
30/06/2021	michelle@pamilyaacco untants.com.au	19/11/2021	michelle@pamilyaacco untants.com.au	General Journal	Walter Scott Received		503.33	503.33
							(212.28)	503.33
<u>Arrowstreet Global Equity Fund (MAQ0464AU)</u>								
01/07/2020	Opening Balance				Opening Balance			6,148.11
09/07/2020	Bank Data Service	07/08/2020		Bank Statement	MIML 1 87039 13693 50		(6,148.11)	0.00
30/06/2021	michelle@pamilyaacco untants.com.au	19/11/2021	michelle@pamilyaacco untants.com.au	General Journal	Arrowstreet Received		12,783.03	12,783.03
							6,634.92	12,783.03
<u>Magellan Global Fund (MGE0001AU)</u>								
01/07/2020	Opening Balance				Opening Balance			1,819.36
14/07/2020	Bank Data Service	19/11/2021	michelle@pamilyaacco untants.com.au	Bank Statement	MAGELLAN MAGELLAN0000987349 50 [System Matched Income Data]		(1,819.36)	0.00
30/06/2021	michelle@pamilyaacco untants.com.au	19/11/2021	michelle@pamilyaacco untants.com.au	General Journal	Magellan Global Received		883.69	883.69
							(935.67)	883.69
<u>Magellan Infrastructure Fd (MGE0002AU2)</u>								
01/07/2020	Opening Balance				Opening Balance			591.67
14/07/2020	Bank Data Service	19/11/2021	michelle@pamilyaacco untants.com.au	Bank Statement	MAGELLAN MAGELLAN0000991709 50 [System Matched Income Data]		(591.67)	0.00
30/06/2021	michelle@pamilyaacco untants.com.au	19/11/2021	michelle@pamilyaacco untants.com.au	General Journal	Magellan Infra Received		534.47	534.47
							(57.20)	534.47
<u>Pengana Aust Equities Fund (PCL0005AU)</u>								
01/07/2020	Opening Balance				Opening Balance			1,806.29
17/07/2020	Bank Data Service	07/08/2020		Bank Statement	Pengana Capital 100748896/PAECFA DVND 56		(1,806.29)	0.00

# Joyce Family Superabundance Super Fund

## General Ledger - Audit View

For The Period 01 July 2020 - 30 June 2021

Transaction Date	Transaction Source	Processed Date	Last Modified By	Transaction Type	Description	Units	Amount \$	Balance \$
30/06/2021	michelle@pamilyaacco untants.com.au	19/11/2021	michelle@pamilyaacco untants.com.au	General Journal	Pengana Received		697.01	697.01
							(1,109.28)	697.01
<u>Pendal Small Comps Fund (RFA0819AU1)</u>								
30/06/2021	michelle@pamilyaacco untants.com.au	19/11/2021	michelle@pamilyaacco untants.com.au	General Journal	Pendal Smaller Received		2,747.94	2,747.94
							2,747.94	2,747.94
<u>Resolution Cap Gbl Prop Sec Fund (WHT0015AU5)</u>								
01/07/2020	Opening Balance				Opening Balance			259.57
10/07/2020	Bank Data Service	07/08/2020		Bank Statement	RBC IST Distr aubqB26G00000871 DVND 56		(259.58)	(0.01)
30/06/2021	michelle@pamilyaacco untants.com.au	19/11/2021	michelle@pamilyaacco untants.com.au	General Journal	Resolution Received		132.62	132.61
							(126.96)	132.61
<u>Plato Australian Shares Income Fund (WHT0039AU)</u>								
01/07/2020	Opening Balance				Opening Balance			330.24
10/07/2020	Bank Data Service	07/08/2020		Bank Statement	RBC IST Distr aubqB26G000008EF DVND 56		(330.23)	0.01
30/06/2021	michelle@pamilyaacco untants.com.au	19/11/2021	michelle@pamilyaacco untants.com.au	General Journal	Plato Received		71.61	71.62
							(258.62)	71.62
<b><u>Managed Investments (Australian) (74700)</u></b>								
<u>APN AREIT Fund (APN0008AU)</u>								
01/07/2020	Opening Balance				Opening Balance	28,156.35		35,958.47
30/11/2020	SYSTEM	29/11/2020		System Journal	Revaluation - 26/11/2020 @ \$1.458700 (Exit) - 28,156.350000 Units on hand		5,113.20	41,071.67
31/12/2020	SYSTEM	30/12/2020		System Journal	Revaluation - 10/12/2020 @ \$1.433300 (Exit) - 28,156.350000 Units on hand		(715.17)	40,356.50
31/01/2021	SYSTEM	30/01/2021		System Journal	Revaluation - 28/01/2021 @ \$1.388600 (Exit) - 28,156.350000 Units on hand		(1,258.59)	39,097.91
28/02/2021	SYSTEM	27/02/2021		System Journal	Revaluation - 24/02/2021 @ \$1.377400 (Exit) - 28,156.350000 Units on hand		(315.35)	38,782.56
31/03/2021	SYSTEM	30/03/2021		System Journal	Revaluation - 29/03/2021 @ \$1.412800 (Exit) - 28,156.350000 Units on hand		996.73	39,779.29
30/04/2021	SYSTEM	29/04/2021		System Journal	Revaluation - 27/04/2021 @ \$1.450200 (Exit) - 28,156.350000 Units on hand		1,053.05	40,832.34

# Joyce Family Superabundance Super Fund

## General Ledger - Audit View

For The Period 01 July 2020 - 30 June 2021

Transaction Date	Transaction Source	Processed Date	Last Modified By	Transaction Type	Description	Units	Amount \$	Balance \$
31/05/2021	SYSTEM	30/05/2021		System Journal	Revaluation - 27/05/2021 @ \$1.462800 (Exit) - 28,156.350000 Units on hand		354.77	41,187.11
30/06/2021	SYSTEM	29/06/2021		System Journal	Revaluation - 28/06/2021 @ \$1.538800 (Exit) - 28,156.350000 Units on hand		2,139.88	43,326.99
30/06/2021	Michelle Gargar	19/11/2021		System Journal	Revaluation - 30/06/2021 @ \$1.535200 (Custom) - 28,156.350000 Units on hand		(101.36)	43,225.63
						28,156.35	7,267.16	43,225.63
<u>Hyperion Small Growth Companies Fund (BNT0101AU)</u>								
01/07/2020	Opening Balance				Opening Balance	14,030.64		67,119.76
30/11/2020	SYSTEM	29/11/2020		System Journal	Revaluation - 26/11/2020 @ \$5.068100 (Exit) - 14,030.636300 Units on hand		3,988.91	71,108.67
31/12/2020	SYSTEM	30/12/2020		System Journal	Revaluation - 29/12/2020 @ \$5.404400 (Exit) - 14,030.636300 Units on hand		4,718.50	75,827.17
31/01/2021	SYSTEM	30/01/2021		System Journal	Revaluation - 28/01/2021 @ \$5.384200 (Exit) - 14,030.636300 Units on hand		(283.42)	75,543.75
28/02/2021	SYSTEM	27/02/2021		System Journal	Revaluation - 24/02/2021 @ \$5.206900 (Exit) - 14,030.636300 Units on hand		(2,487.63)	73,056.12
31/03/2021	SYSTEM	30/03/2021		System Journal	Revaluation - 29/03/2021 @ \$5.153800 (Exit) - 14,030.636300 Units on hand		(745.03)	72,311.09
30/04/2021	SYSTEM	29/04/2021		System Journal	Revaluation - 28/04/2021 @ \$5.605900 (Exit) - 14,030.636300 Units on hand		6,343.25	78,654.34
31/05/2021	SYSTEM	30/05/2021		System Journal	Revaluation - 27/05/2021 @ \$5.412400 (Exit) - 14,030.636300 Units on hand		(2,714.92)	75,939.42
30/06/2021	SYSTEM	29/06/2021		System Journal	Revaluation - 28/06/2021 @ \$5.842000 (Exit) - 14,030.636300 Units on hand		6,027.56	81,966.98
30/06/2021	Michelle Gargar	19/11/2021		System Journal	Revaluation - 30/06/2021 @ \$5.428700 (Custom) - 14,030.636300 Units on hand		(5,798.86)	76,168.12
						14,030.64	9,048.36	76,168.12
<u>Bentham Global Income Fund (CSA0038AU2)</u>								
01/07/2020	Opening Balance				Opening Balance	22,826.88		22,972.97
30/11/2020	SYSTEM	29/11/2020		System Journal	Revaluation - 25/11/2020 @ \$1.053200 (Exit) - 22,826.880900 Units on hand		1,068.30	24,041.27
31/12/2020	SYSTEM	30/12/2020		System Journal	Revaluation - 24/12/2020 @ \$1.063000 (Exit) - 22,826.880900 Units on hand		223.70	24,264.97
31/01/2021	SYSTEM	30/01/2021		System Journal	Revaluation - 27/01/2021 @ \$1.070600 (Exit) - 22,826.880900 Units on hand		173.49	24,438.46
28/02/2021	SYSTEM	27/02/2021		System Journal	Revaluation - 23/02/2021 @ \$1.080100 (Exit) - 22,826.880900 Units on hand		216.85	24,655.31



**Joyce Family Superabundance Super Fund**  
**General Ledger - Audit View**

For The Period 01 July 2020 - 30 June 2021

Transaction Date	Transaction Source	Processed Date	Last Modified By	Transaction Type	Description	Units	Amount \$	Balance \$
31/03/2021	SYSTEM	30/03/2021		System Journal	Revaluation - 26/03/2021 @ \$1.086000 (Exit) - 22,826.880900 Units on hand		134.68	24,789.99
30/04/2021	SYSTEM	29/04/2021		System Journal	Revaluation - 27/04/2021 @ \$1.077500 (Exit) - 22,826.880900 Units on hand		(194.03)	24,595.96
31/05/2021	SYSTEM	30/05/2021		System Journal	Revaluation - 26/05/2021 @ \$1.068600 (Exit) - 22,826.880900 Units on hand		(203.16)	24,392.80
30/06/2021	SYSTEM	29/06/2021		System Journal	Revaluation - 25/06/2021 @ \$1.063200 (Exit) - 22,826.880900 Units on hand		(123.26)	24,269.54
30/06/2021	Michelle Gargar	19/11/2021		System Journal	Revaluation - 30/06/2021 @ \$1.049800 (Custom) - 22,826.880900 Units on hand		(305.88)	23,963.66
						22,826.88	990.69	23,963.66
<u>Pimco Aust Bond Fund - Wholesale (ETL0015AU)</u>								
01/07/2020	Opening Balance				Opening Balance	24,203.64		24,770.00
30/11/2020	SYSTEM	29/11/2020		System Journal	Revaluation - 26/11/2020 @ \$1.016800 (Exit) - 24,203.635800 Units on hand		(159.74)	24,610.26
31/12/2020	SYSTEM	30/12/2020		System Journal	Revaluation - 29/12/2020 @ \$1.017300 (Exit) - 24,203.635800 Units on hand		12.10	24,622.36
31/01/2021	SYSTEM	30/01/2021		System Journal	Revaluation - 28/01/2021 @ \$1.009400 (Exit) - 24,203.635800 Units on hand		(191.21)	24,431.15
28/02/2021	SYSTEM	27/02/2021		System Journal	Revaluation - 24/02/2021 @ \$0.987700 (Exit) - 24,203.635800 Units on hand		(525.22)	23,905.93
31/03/2021	SYSTEM	30/03/2021		System Journal	Revaluation - 29/03/2021 @ \$0.984000 (Exit) - 24,203.635800 Units on hand		(89.55)	23,816.38
30/04/2021	SYSTEM	29/04/2021		System Journal	Revaluation - 28/04/2021 @ \$0.986600 (Exit) - 24,203.635800 Units on hand		62.93	23,879.31
31/05/2021	SYSTEM	30/05/2021		System Journal	Revaluation - 27/05/2021 @ \$0.993000 (Exit) - 24,203.635800 Units on hand		154.90	24,034.21
30/06/2021	SYSTEM	29/06/2021		System Journal	Revaluation - 28/06/2021 @ \$0.992100 (Exit) - 24,203.635800 Units on hand		(21.78)	24,012.43
30/06/2021	Michelle Gargar	19/11/2021		System Journal	Revaluation - 30/06/2021 @ \$0.994400 (Custom) - 24,203.635800 Units on hand		55.67	24,068.10
						24,203.64	(701.90)	24,068.10
<u>Pimco Global Bond Fund - Wholesale (ETL0018AU)</u>								
01/07/2020	Opening Balance				Opening Balance	34,214.85		34,892.30
30/11/2020	SYSTEM	29/11/2020		System Journal	Revaluation - 26/11/2020 @ \$1.017600 (Exit) - 34,214.845400 Units on hand		(75.27)	34,817.03
31/12/2020	SYSTEM	30/12/2020		System Journal	Revaluation - 29/12/2020 @ \$1.025100 (Exit) - 34,214.845400 Units on hand		256.61	35,073.64

**Joyce Family Superabundance Super Fund**  
**General Ledger - Audit View**

For The Period 01 July 2020 - 30 June 2021

Transaction Date	Transaction Source	Processed Date	Last Modified By	Transaction Type	Description	Units	Amount \$	Balance \$
31/01/2021	SYSTEM	30/01/2021		System Journal	Revaluation - 28/01/2021 @ \$1.008400 (Exit) - 34,214.845400 Units on hand		(571.39)	34,502.25
28/02/2021	SYSTEM	27/02/2021		System Journal	Revaluation - 24/02/2021 @ \$0.999900 (Exit) - 34,214.845400 Units on hand		(290.83)	34,211.42
31/03/2021	SYSTEM	30/03/2021		System Journal	Revaluation - 29/03/2021 @ \$0.992900 (Exit) - 34,214.845400 Units on hand		(239.50)	33,971.92
30/04/2021	SYSTEM	29/04/2021		System Journal	Revaluation - 28/04/2021 @ \$0.994300 (Exit) - 34,214.845400 Units on hand		47.90	34,019.82
31/05/2021	SYSTEM	30/05/2021		System Journal	Revaluation - 27/05/2021 @ \$0.995700 (Exit) - 34,214.845400 Units on hand		47.90	34,067.72
30/06/2021	SYSTEM	29/06/2021		System Journal	Revaluation - 28/06/2021 @ \$0.997500 (Exit) - 34,214.845400 Units on hand		61.59	34,129.31
30/06/2021	Michelle Gargar	19/11/2021		System Journal	Revaluation - 30/06/2021 @ \$0.998400 (Custom) - 34,214.845400 Units on hand		30.79	34,160.10
						34,214.85	(732.20)	34,160.10
<u>Fidelity Aust Equities Fund (FID0008AU)</u>								
01/07/2020	Opening Balance				Opening Balance	1,841.02		60,092.73
30/11/2020	SYSTEM	29/11/2020		System Journal	Revaluation - 26/11/2020 @ \$34.901900 (Exit) - 1,841.020000 Units on hand		4,162.37	64,255.10
31/12/2020	SYSTEM	30/12/2020		System Journal	Revaluation - 29/12/2020 @ \$35.967800 (Exit) - 1,841.020000 Units on hand		1,962.34	66,217.44
31/01/2021	SYSTEM	30/01/2021		System Journal	Revaluation - 28/01/2021 @ \$35.602800 (Exit) - 1,841.020000 Units on hand		(671.97)	65,545.47
28/02/2021	SYSTEM	27/02/2021		System Journal	Revaluation - 24/02/2021 @ \$36.397700 (Exit) - 1,841.020000 Units on hand		1,463.42	67,008.89
31/03/2021	SYSTEM	30/03/2021		System Journal	Revaluation - 29/03/2021 @ \$36.777000 (Exit) - 1,841.020000 Units on hand		698.30	67,707.19
30/04/2021	SYSTEM	29/04/2021		System Journal	Revaluation - 28/04/2021 @ \$38.646500 (Exit) - 1,841.020000 Units on hand		3,441.79	71,148.98
31/05/2021	SYSTEM	30/05/2021		System Journal	Revaluation - 27/05/2021 @ \$39.050600 (Exit) - 1,841.020000 Units on hand		743.96	71,892.94
30/06/2021	SYSTEM	29/06/2021		System Journal	Revaluation - 28/06/2021 @ \$40.122600 (Exit) - 1,841.020000 Units on hand		1,973.57	73,866.51
30/06/2021	Michelle Gargar	19/11/2021		System Journal	Revaluation - 30/06/2021 @ \$39.031500 (Custom) - 1,841.020000 Units on hand		(2,008.74)	71,857.77
						1,841.02	11,765.04	71,857.77
<u>LM Mortgage Income Fund (LMI0004AU)</u>								
01/07/2020	Opening Balance				Opening Balance	11,709.84		655.75

# Joyce Family Superabundance Super Fund

## General Ledger - Audit View

For The Period 01 July 2020 - 30 June 2021

Transaction Date	Transaction Source	Processed Date	Last Modified By	Transaction Type	Description	Units	Amount \$	Balance \$
30/06/2021	Michelle Gargar	19/11/2021		System Journal	Revaluation - 30/06/2021 @ \$0.050000 (Custom) - 11,709.840000 Units on hand		(70.26)	585.49
30/06/2021	Michelle Gargar	22/11/2021		System Journal	Revaluation - 30/06/2021 @ \$0.040000 (Custom) - 11,709.840000 Units on hand		(117.10)	468.39
						11,709.84	(187.36)	468.39
<u>IFP Global Franchise (MAQ0404AU)</u>								
01/07/2020	Opening Balance				Opening Balance	23,050.26		54,956.43
30/11/2020	SYSTEM	29/11/2020		System Journal	Revaluation - 25/11/2020 @ \$2.225700 (Exit) - 23,050.260000 Units on hand		(3,653.47)	51,302.96
31/12/2020	SYSTEM	30/12/2020		System Journal	Revaluation - 29/12/2020 @ \$2.251600 (Exit) - 23,050.260000 Units on hand		597.01	51,899.97
31/01/2021	SYSTEM	30/01/2021		System Journal	Revaluation - 27/01/2021 @ \$2.257200 (Exit) - 23,050.260000 Units on hand		129.08	52,029.05
28/02/2021	SYSTEM	27/02/2021		System Journal	Revaluation - 24/02/2021 @ \$2.274800 (Exit) - 23,050.260000 Units on hand		405.68	52,434.73
31/03/2021	SYSTEM	30/03/2021		System Journal	Revaluation - 29/03/2021 @ \$2.426100 (Exit) - 23,050.260000 Units on hand		3,487.51	55,922.24
30/04/2021	SYSTEM	29/04/2021		System Journal	Revaluation - 28/04/2021 @ \$2.452500 (Exit) - 23,050.260000 Units on hand		608.52	56,530.76
31/05/2021	SYSTEM	30/05/2021		System Journal	Revaluation - 27/05/2021 @ \$2.491800 (Exit) - 23,050.260000 Units on hand		905.88	57,436.64
30/06/2021	SYSTEM	29/06/2021		System Journal	Revaluation - 28/06/2021 @ \$2.566800 (Exit) - 23,050.260000 Units on hand		1,728.77	59,165.41
30/06/2021	Michelle Gargar	19/11/2021		System Journal	Revaluation - 30/06/2021 @ \$2.438600 (Custom) - 23,050.260000 Units on hand		(2,955.05)	56,210.36
						23,050.26	1,253.93	56,210.36
<u>Walter Scott Global Equity Fund (MAQ0410AU)</u>								
01/07/2020	Opening Balance				Opening Balance	18,516.23		53,769.28
30/11/2020	SYSTEM	29/11/2020		System Journal	Revaluation - 25/11/2020 @ \$3.152300 (Exit) - 18,516.230000 Units on hand		4,599.43	58,368.71
31/12/2020	SYSTEM	30/12/2020		System Journal	Revaluation - 29/12/2020 @ \$3.195000 (Exit) - 18,516.230000 Units on hand		790.64	59,159.35
31/01/2021	SYSTEM	30/01/2021		System Journal	Revaluation - 27/01/2021 @ \$3.129600 (Exit) - 18,516.230000 Units on hand		(1,210.96)	57,948.39
28/02/2021	SYSTEM	27/02/2021		System Journal	Revaluation - 24/02/2021 @ \$3.101500 (Exit) - 18,516.230000 Units on hand		(520.30)	57,428.09
31/03/2021	SYSTEM	30/03/2021		System Journal	Revaluation - 29/03/2021 @ \$3.221300 (Exit) - 18,516.230000 Units on hand		2,218.24	59,646.33

# Joyce Family Superabundance Super Fund

## General Ledger - Audit View

For The Period 01 July 2020 - 30 June 2021

Transaction Date	Transaction Source	Processed Date	Last Modified By	Transaction Type	Description	Units	Amount \$	Balance \$
30/04/2021	SYSTEM	29/04/2021		System Journal	Revaluation - 28/04/2021 @ \$3.302500 (Exit) - 18,516.230000 Units on hand		1,503.52	61,149.85
31/05/2021	SYSTEM	30/05/2021		System Journal	Revaluation - 27/05/2021 @ \$3.342000 (Exit) - 18,516.230000 Units on hand		731.39	61,881.24
30/06/2021	SYSTEM	29/06/2021		System Journal	Revaluation - 28/06/2021 @ \$3.495400 (Exit) - 18,516.230000 Units on hand		2,840.39	64,721.63
30/06/2021	Michelle Gargar	19/11/2021		System Journal	Revaluation - 30/06/2021 @ \$3.492300 (Custom) - 18,516.230000 Units on hand		(57.40)	64,664.23
						18,516.23	10,894.95	64,664.23
<u>Arrowstreet Global Equity Fund (MAQ0464AU)</u>								
01/07/2020	Opening Balance				Opening Balance	59,852.54		66,609.89
30/11/2020	SYSTEM	29/11/2020		System Journal	Revaluation - 25/11/2020 @ \$1.140500 (Exit) - 59,852.540000 Units on hand		1,651.93	68,261.82
31/12/2020	SYSTEM	30/12/2020		System Journal	Revaluation - 29/12/2020 @ \$1.164600 (Exit) - 59,852.540000 Units on hand		1,442.45	69,704.27
31/01/2021	SYSTEM	30/01/2021		System Journal	Revaluation - 27/01/2021 @ \$1.197000 (Exit) - 59,852.540000 Units on hand		1,939.22	71,643.49
28/02/2021	SYSTEM	27/02/2021		System Journal	Revaluation - 24/02/2021 @ \$1.228700 (Exit) - 59,852.540000 Units on hand		1,897.33	73,540.82
31/03/2021	SYSTEM	30/03/2021		System Journal	Revaluation - 29/03/2021 @ \$1.274100 (Exit) - 59,852.540000 Units on hand		2,717.30	76,258.12
30/04/2021	SYSTEM	29/04/2021		System Journal	Revaluation - 28/04/2021 @ \$1.310800 (Exit) - 59,852.540000 Units on hand		2,196.59	78,454.71
31/05/2021	SYSTEM	30/05/2021		System Journal	Revaluation - 27/05/2021 @ \$1.321800 (Exit) - 59,852.540000 Units on hand		658.38	79,113.09
30/06/2021	SYSTEM	29/06/2021		System Journal	Revaluation - 28/06/2021 @ \$1.372300 (Exit) - 59,852.540000 Units on hand		3,022.55	82,135.64
30/06/2021	Michelle Gargar	19/11/2021		System Journal	Revaluation - 30/06/2021 @ \$1.164800 (Custom) - 59,852.540000 Units on hand		(12,419.40)	69,716.24
						59,852.54	3,106.35	69,716.24
<u>Magellan Global Fund (MGE0001AU)</u>								
01/07/2020	Opening Balance				Opening Balance	17,327.29		45,459.87
30/11/2020	SYSTEM	29/11/2020		System Journal	Revaluation - 26/11/2020 @ \$2.553900 (Exit) - 17,327.286700 Units on hand		(1,207.71)	44,252.16
31/12/2020	SYSTEM	30/12/2020		System Journal	Revaluation - 24/12/2020 @ \$2.429200 (Exit) - 17,327.286700 Units on hand		(2,160.72)	42,091.44
31/01/2021	SYSTEM	30/01/2021		System Journal	Revaluation - 27/01/2021 @ \$2.464000 (Exit) - 17,327.286700 Units on hand		602.99	42,694.43

# Joyce Family Superabundance Super Fund

## General Ledger - Audit View

For The Period 01 July 2020 - 30 June 2021

Transaction Date	Transaction Source	Processed Date	Last Modified By	Transaction Type	Description	Units	Amount \$	Balance \$
28/02/2021	SYSTEM	27/02/2021		System Journal	Revaluation - 24/02/2021 @ \$2.407000 (Exit) - 17,327.286700 Units on hand		(987.65)	41,706.78
31/03/2021	SYSTEM	30/03/2021		System Journal	Revaluation - 26/03/2021 @ \$2.527500 (Exit) - 17,327.286700 Units on hand		2,087.94	43,794.72
30/04/2021	SYSTEM	29/04/2021		System Journal	Revaluation - 27/04/2021 @ \$2.625200 (Exit) - 17,327.286700 Units on hand		1,692.87	45,487.59
31/05/2021	SYSTEM	30/05/2021		System Journal	Revaluation - 27/05/2021 @ \$2.613000 (Exit) - 17,327.286700 Units on hand		(211.39)	45,276.20
30/06/2021	SYSTEM	29/06/2021		System Journal	Revaluation - 25/06/2021 @ \$2.719800 (Exit) - 17,327.286700 Units on hand		1,850.55	47,126.75
30/06/2021	Michelle Gargar	19/11/2021		System Journal	Revaluation - 30/06/2021 @ \$2.687600 (Custom) - 17,327.286700 Units on hand		(557.93)	46,568.82
						17,327.29	1,108.95	46,568.82
<u>Magellan Infrastructure Fd (MGE0002AU2)</u>								
01/07/2020	Opening Balance				Opening Balance	19,722.31		25,262.31
30/11/2020	SYSTEM	29/11/2020		System Journal	Revaluation - 26/11/2020 @ \$1.307300 (Exit) - 19,722.309900 Units on hand		520.67	25,782.98
31/12/2020	SYSTEM	30/12/2020		System Journal	Revaluation - 24/12/2020 @ \$1.263400 (Exit) - 19,722.309900 Units on hand		(865.81)	24,917.17
31/01/2021	SYSTEM	30/01/2021		System Journal	Revaluation - 27/01/2021 @ \$1.220700 (Exit) - 19,722.309900 Units on hand		(842.15)	24,075.02
28/02/2021	SYSTEM	27/02/2021		System Journal	Revaluation - 24/02/2021 @ \$1.216400 (Exit) - 19,722.309900 Units on hand		(84.80)	23,990.22
31/03/2021	SYSTEM	30/03/2021		System Journal	Revaluation - 26/03/2021 @ \$1.275100 (Exit) - 19,722.309900 Units on hand		1,157.70	25,147.92
30/04/2021	SYSTEM	29/04/2021		System Journal	Revaluation - 27/04/2021 @ \$1.314400 (Exit) - 19,722.309900 Units on hand		775.08	25,923.00
31/05/2021	SYSTEM	30/05/2021		System Journal	Revaluation - 27/05/2021 @ \$1.319700 (Exit) - 19,722.309900 Units on hand		104.53	26,027.53
30/06/2021	SYSTEM	29/06/2021		System Journal	Revaluation - 25/06/2021 @ \$1.339400 (Exit) - 19,722.309900 Units on hand		388.53	26,416.06
30/06/2021	Michelle Gargar	19/11/2021		System Journal	Revaluation - 30/06/2021 @ \$1.293700 (Custom) - 19,722.309900 Units on hand		(901.31)	25,514.75
						19,722.31	252.44	25,514.75
<u>Pengana Aust Equities Fund (PCL0005AU)</u>								
01/07/2020	Opening Balance				Opening Balance	18,587.77		32,203.31
30/11/2020	SYSTEM	29/11/2020		System Journal	Revaluation - 26/11/2020 @ \$1.871900 (Exit) - 18,587.770000 Units on hand		2,591.14	34,794.45

**Joyce Family Superabundance Super Fund**  
**General Ledger - Audit View**

For The Period 01 July 2020 - 30 June 2021

Transaction Date	Transaction Source	Processed Date	Last Modified By	Transaction Type	Description	Units	Amount \$	Balance \$
31/12/2020	SYSTEM	30/12/2020		System Journal	Revaluation - 29/12/2020 @ \$1.922200 (Exit) - 18,587.770000 Units on hand		934.96	35,729.41
31/01/2021	SYSTEM	30/01/2021		System Journal	Revaluation - 28/01/2021 @ \$1.841000 (Exit) - 18,587.770000 Units on hand		(1,509.33)	34,220.08
28/02/2021	SYSTEM	27/02/2021		System Journal	Revaluation - 24/02/2021 @ \$1.874100 (Exit) - 18,587.770000 Units on hand		615.26	34,835.34
31/03/2021	SYSTEM	30/03/2021		System Journal	Revaluation - 29/03/2021 @ \$1.904300 (Exit) - 18,587.770000 Units on hand		561.35	35,396.69
30/04/2021	SYSTEM	29/04/2021		System Journal	Revaluation - 28/04/2021 @ \$1.985800 (Exit) - 18,587.770000 Units on hand		1,514.90	36,911.59
31/05/2021	SYSTEM	30/05/2021		System Journal	Revaluation - 27/05/2021 @ \$2.004600 (Exit) - 18,587.770000 Units on hand		349.45	37,261.04
30/06/2021	SYSTEM	29/06/2021		System Journal	Revaluation - 28/06/2021 @ \$2.032300 (Exit) - 18,587.770000 Units on hand		514.88	37,775.92
30/06/2021	Michelle Gargar	19/11/2021		System Journal	Revaluation - 30/06/2021 @ \$2.044300 (Exit) - 18,587.770000 Units on hand		223.06	37,998.98
						18,587.77	5,795.67	37,998.98
<u>Pendal Small Comps Fund (RFA0819AU1)</u>								
01/07/2020	Opening Balance				Opening Balance	10,332.28		21,348.56
30/11/2020	SYSTEM	29/11/2020		System Journal	Revaluation - 26/11/2020 @ \$2.322600 (Exit) - 10,332.280000 Units on hand		2,649.19	23,997.75
31/12/2020	SYSTEM	30/12/2020		System Journal	Revaluation - 29/12/2020 @ \$2.405100 (Exit) - 10,332.280000 Units on hand		852.42	24,850.17
31/01/2021	SYSTEM	30/01/2021		System Journal	Revaluation - 28/01/2021 @ \$2.370800 (Exit) - 10,332.280000 Units on hand		(354.40)	24,495.77
28/02/2021	SYSTEM	27/02/2021		System Journal	Revaluation - 24/02/2021 @ \$2.403700 (Exit) - 10,332.280000 Units on hand		339.93	24,835.70
31/03/2021	SYSTEM	30/03/2021		System Journal	Revaluation - 29/03/2021 @ \$2.403400 (Exit) - 10,332.280000 Units on hand		(3.10)	24,832.60
30/04/2021	SYSTEM	29/04/2021		System Journal	Revaluation - 28/04/2021 @ \$2.525800 (Exit) - 10,332.280000 Units on hand		1,264.67	26,097.27
31/05/2021	SYSTEM	30/05/2021		System Journal	Revaluation - 27/05/2021 @ \$2.480700 (Exit) - 10,332.280000 Units on hand		(465.98)	25,631.29
30/06/2021	SYSTEM	29/06/2021		System Journal	Revaluation - 28/06/2021 @ \$2.585600 (Exit) - 10,332.280000 Units on hand		1,083.85	26,715.14
30/06/2021	Michelle Gargar	19/11/2021		System Journal	Revaluation - 30/06/2021 @ \$2.338700 (Custom) - 10,332.280000 Units on hand		(2,551.04)	24,164.10
						10,332.28	2,815.54	24,164.10
<u>Resolution Cap Gbl Prop Sec Fund (WHT0015AU5)</u>								

# Joyce Family Superabundance Super Fund

## General Ledger - Audit View

For The Period 01 July 2020 - 30 June 2021

Transaction Date	Transaction Source	Processed Date	Last Modified By	Transaction Type	Description	Units	Amount \$	Balance \$
01/07/2020	Opening Balance				Opening Balance	18,182.92		28,096.25
30/11/2020	SYSTEM	29/11/2020		System Journal	Revaluation - 26/11/2020 @ \$1.637100 (Exit) - 18,182.920200 Units on hand		1,671.01	29,767.26
31/12/2020	SYSTEM	30/12/2020		System Journal	Revaluation - 29/12/2020 @ \$1.636300 (Exit) - 18,182.920200 Units on hand		(14.55)	29,752.71
31/01/2021	SYSTEM	30/01/2021		System Journal	Revaluation - 28/01/2021 @ \$1.628100 (Exit) - 18,182.920200 Units on hand		(149.10)	29,603.61
28/02/2021	SYSTEM	27/02/2021		System Journal	Revaluation - 24/02/2021 @ \$1.684600 (Exit) - 18,182.920200 Units on hand		1,027.34	30,630.95
31/03/2021	SYSTEM	30/03/2021		System Journal	Revaluation - 29/03/2021 @ \$1.722900 (Exit) - 18,182.920200 Units on hand		696.40	31,327.35
30/04/2021	SYSTEM	29/04/2021		System Journal	Revaluation - 28/04/2021 @ \$1.790000 (Exit) - 18,182.920200 Units on hand		1,220.08	32,547.43
31/05/2021	SYSTEM	30/05/2021		System Journal	Revaluation - 27/05/2021 @ \$1.814900 (Exit) - 18,182.920200 Units on hand		452.75	33,000.18
30/06/2021	SYSTEM	29/06/2021		System Journal	Revaluation - 28/06/2021 @ \$1.879700 (Exit) - 18,182.920200 Units on hand		1,178.26	34,178.44
30/06/2021	Michelle Gargar	19/11/2021		System Journal	Revaluation - 30/06/2021 @ \$1.856800 (Custom) - 18,182.920200 Units on hand		(416.39)	33,762.05
						18,182.92	5,665.80	33,762.05
<u>Plato Australian Shares Income Fund (WHT0039AU)</u>								
01/07/2020	Opening Balance				Opening Balance	39,339.10		44,193.55
30/11/2020	SYSTEM	29/11/2020		System Journal	Revaluation - 26/11/2020 @ \$1.218900 (Exit) - 39,339.103100 Units on hand		3,756.88	47,950.43
31/12/2020	SYSTEM	30/12/2020		System Journal	Revaluation - 29/12/2020 @ \$1.239700 (Exit) - 39,339.103100 Units on hand		818.26	48,768.69
31/01/2021	SYSTEM	30/01/2021		System Journal	Revaluation - 28/01/2021 @ \$1.220900 (Exit) - 39,339.103100 Units on hand		(739.58)	48,029.11
28/02/2021	SYSTEM	27/02/2021		System Journal	Revaluation - 24/02/2021 @ \$1.233700 (Exit) - 39,339.103100 Units on hand		503.54	48,532.65
31/03/2021	SYSTEM	30/03/2021		System Journal	Revaluation - 29/03/2021 @ \$1.259900 (Exit) - 39,339.103100 Units on hand		1,030.69	49,563.34
30/04/2021	SYSTEM	29/04/2021		System Journal	Revaluation - 28/04/2021 @ \$1.271400 (Exit) - 39,339.103100 Units on hand		452.40	50,015.74
31/05/2021	SYSTEM	30/05/2021		System Journal	Revaluation - 27/05/2021 @ \$1.275100 (Exit) - 39,339.103100 Units on hand		145.55	50,161.29
30/06/2021	SYSTEM	29/06/2021		System Journal	Revaluation - 28/06/2021 @ \$1.311300 (Exit) - 39,339.103100 Units on hand		1,424.08	51,585.37
30/06/2021	Michelle Gargar	19/11/2021		System Journal	Revaluation - 30/06/2021 @ \$1.314300		118.01	51,703.38

# Joyce Family Superabundance Super Fund

## General Ledger - Audit View

For The Period 01 July 2020 - 30 June 2021

Transaction Date	Transaction Source	Processed Date	Last Modified By	Transaction Type	Description	Units	Amount \$	Balance \$
					(Custom) - 39,339.103100 Units on hand			
						39,339.10	7,509.83	51,703.38
<b><u>GST Payable/Refundable (84000)</u></b>								
<u>GST Payable/Refundable (84000)</u>								
01/07/2020	Opening Balance				Opening Balance			3,710.38
02/07/2020	Bank Data Service	07/08/2020		Bank Statement	ATO ATO004000012207615 50		(3,440.00)	270.38
13/07/2020	Bank Data Service	07/08/2020		Bank Statement	SPINV#2693 BAS DT		198.75	469.13
14/07/2020	Bank Data Service	07/08/2020		Bank Statement	ATO ATO001100012158769 50		(166.00)	303.13
15/07/2020	Bank Data Service	19/11/2021	michelle@familyaaccosuntants.com.au	Bank Statement	JUNE 2020 IMS FEE DT		168.26	471.39
15/10/2020	Bank Data Service	19/11/2021	michelle@familyaaccosuntants.com.au	Bank Statement	30 SEPTEMBER 2020 IMS FEE DT		173.03	644.42
15/01/2021	Bank Data Service	19/11/2021	michelle@familyaaccosuntants.com.au	Bank Statement	DECEMBER 2020 IMS FEE DT		181.07	825.49
15/04/2021	Bank Data Service	19/11/2021	michelle@familyaaccosuntants.com.au	Bank Statement	MARCH 2021 IMS FEE DT		181.04	1,006.53
							(2,703.85)	1,006.53
<b><u>Income Tax Payable/Refundable (85000)</u></b>								
<u>Income Tax Payable/Refundable (85000)</u>								
01/07/2020	Opening Balance				Opening Balance			2,720.31
09/12/2020	Bank Data Service	19/11/2021	michelle@familyaaccosuntants.com.au	Bank Statement	ATO ATO005000013949746 50		(2,720.31)	0.00
30/06/2021	Michelle Gargar	22/11/2021		System Journal	Create Entries - Franking Credits Adjustment - 30/06/2021		2,223.15	2,223.15
							(497.16)	2,223.15



## Joyce Family Superabundance Super Fund

# Trial Balance

As at 30 June 2021

Last Year	Code	Account Name	Units	Debits \$	Credits \$
	<b>23800</b>	<b>Distributions Received</b>			
(2,839.56)	23800/APN0008AU	APN AREIT Fund			2,349.96
(7,872.36)	23800/BNT0101AU	Hyperion Small Growth Companies Fund			6,156.74
(949.18)	23800/CSA0038AU2	Bentham Global Income Fund			1,432.38
(710.29)	23800/ETL0015AU	Pimco Aust Bond Fund - Wholesale			366.58
(1,194.29)	23800/ETL0018AU	Pimco Global Bond Fund - Wholesale			936.94
(4,101.57)	23800/FID0008AU	Fidelity Aust Equities Fund			3,120.72
(5,849.64)	23800/MAQ0404AU	IFP Global Franchise			3,220.80
(715.61)	23800/MAQ0410AU	Walter Scott Global Equity Fund			503.33
(6,425.47)	23800/MAQ0464AU	Arrowstreet Global Equity Fund			12,946.93
(1,819.36)	23800/MGE0001AU	Magellan Global Fund			1,729.27
(1,025.56)	23800/MGE0002AU2	Magellan Infrastructure Fd			1,068.95
(3,099.24)	23800/PCL0005AU	Pengana Aust Equities Fund			1,440.52
(417.13)	23800/RFA0819AU1	Pendal Small Comps Fund			3,264.55
(580.60)	23800/WHT0015AU5	Resolution Cap Gbl Prop Sec Fund			572.16
(2,721.03)	23800/WHT0039AU	Plato Australian Shares Income Fund			2,286.39
12,930.58	24700	Changes in Market Values of Investments			65,853.25
	<b>25000</b>	<b>Interest Received</b>			
(167.46)	25000/MBL960894822	Macquarie - Cash Management Account			51.93
2,562.50	30100	Accountancy Fees		5,466.25	
1,045.50	30200	Administration Costs		275.00	
259.00	30400	ATO Supervisory Levy		259.00	
461.25	30700	Auditor's Remuneration		495.00	
	<b>37500</b>	<b>Investment Expenses</b>			
6,921.99	37500/00011	Investment Expenses		9,613.29	
	<b>41600</b>	<b>Pensions Paid</b>			
19,600.00	41600/JOYCAR00004 P	(Pensions Paid) Joyce, Carole Grace Florence - Pension (Account Based Pension 3)		8,820.00	
29,400.00	41600/JOYJAM00003P	(Pensions Paid) Joyce, James Thomas - Pension (Account Based Pension 2)		12,180.00	

## Joyce Family Superabundance Super Fund

# Trial Balance

As at 30 June 2021

Last Year	Code	Account Name	Units	Debits \$	Credits \$
(2,720.31)	48500	Income Tax Expense			2,223.15
(29,972.16)	49000	Profit/Loss Allocation Account		72,416.01	
	<b>50010</b>	<b>Opening Balance</b>			
(299,665.94)	50010/JOYCAR00004 P	(Opening Balance) Joyce, Carole Grace Florence - Pension (Account Based Pension 3)			288,030.99
(417,522.53)	50010/JOYJAM00003P	(Opening Balance) Joyce, James Thomas - Pension (Account Based Pension 2)			399,185.32
	<b>53100</b>	<b>Share of Profit/(Loss)</b>			
(7,965.05)	53100/JOYCAR00004 P	(Share of Profit/(Loss)) Joyce, Carole Grace Florence - Pension (Account Based Pension 3)			39,150.65
(11,062.79)	53100/JOYJAM00003P	(Share of Profit/(Loss)) Joyce, James Thomas - Pension (Account Based Pension 2)			54,265.36
	<b>54160</b>	<b>Pensions Paid</b>			
19,600.00	54160/JOYCAR00004 P	(Pensions Paid) Joyce, Carole Grace Florence - Pension (Account Based Pension 3)		8,820.00	
29,400.00	54160/JOYJAM00003P	(Pensions Paid) Joyce, James Thomas - Pension (Account Based Pension 2)		12,180.00	
	<b>60400</b>	<b>Bank Accounts</b>			
32,393.28	60400/MBL960894822	Macquarie - Cash Management Account		41,369.09	
	<b>61800</b>	<b>Distributions Receivable</b>			
195.83	61800/APN0008AU	APN AREIT Fund		195.83	
7,673.13	61800/BNT0101AU	Hyperion Small Growth Companies Fund		6,088.66	
168.37	61800/CSA0038AU2	Bentham Global Income Fund		259.09	
505.87	61800/ETL0015AU	Pimco Aust Bond Fund - Wholesale		12.12	
926.14	61800/ETL0018AU	Pimco Global Bond Fund - Wholesale		44.03	
2,954.09	61800/FID0008AU	Fidelity Aust Equities Fund		2,557.65	
86.99	61800/LMI0004AU	LM Mortgage Income Fund		86.99	
5,849.64	61800/MAQ0404AU	IFP Global Franchise		3,220.80	
715.61	61800/MAQ0410AU	Walter Scott Global Equity Fund		503.33	
6,148.11	61800/MAQ0464AU	Arrowstreet Global Equity Fund		12,783.03	
1,819.36	61800/MGE0001AU	Magellan Global Fund		883.69	
591.67	61800/MGE0002AU2	Magellan Infrastructure Fd		534.47	

## Joyce Family Superabundance Super Fund

# Trial Balance

As at 30 June 2021

Last Year	Code	Account Name	Units	Debits \$	Credits \$
1,806.29	61800/PCL0005AU	Pengana Aust Equities Fund		697.01	
0.00	61800/RFA0819AU1	Pendal Small Comps Fund		2,747.94	
259.57	61800/WHT0015AU5	Resolution Cap Gbl Prop Sec Fund		132.61	
330.24	61800/WHT0039AU	Plato Australian Shares Income Fund		71.62	
	<b>74700</b>	<b>Managed Investments (Australian)</b>			
35,958.47	74700/APN0008AU	APN AREIT Fund	28,156.3500	43,225.63	
67,119.76	74700/BNT0101AU	Hyperion Small Growth Companies Fund	14,030.6363	76,168.12	
22,972.97	74700/CSA0038AU2	Bentham Global Income Fund	22,826.8809	23,963.66	
24,770.00	74700/ETL0015AU	Pimco Aust Bond Fund - Wholesale	24,203.6358	24,068.10	
34,892.30	74700/ETL0018AU	Pimco Global Bond Fund - Wholesale	34,214.8454	34,160.10	
60,092.73	74700/FID0008AU	Fidelity Aust Equities Fund	1,841.0200	71,857.77	
655.75	74700/LMI0004AU	LM Mortgage Income Fund	11,709.8400	468.39	
54,956.43	74700/MAQ0404AU	IFP Global Franchise	23,050.2600	56,210.36	
53,769.28	74700/MAQ0410AU	Walter Scott Global Equity Fund	18,516.2300	64,664.23	
66,609.89	74700/MAQ0464AU	Arrowstreet Global Equity Fund	59,852.5400	69,716.24	
45,459.87	74700/MGE0001AU	Magellan Global Fund	17,327.2867	46,568.82	
25,262.31	74700/MGE0002AU2	Magellan Infrastructure Fd	19,722.3099	25,514.75	
32,203.31	74700/PCL0005AU	Pengana Aust Equities Fund	18,587.7700	37,998.98	
21,348.56	74700/RFA0819AU1	Pendal Small Comps Fund	10,332.2800	24,164.10	
28,096.25	74700/WHT0015AU5	Resolution Cap Gbl Prop Sec Fund	18,182.9202	33,762.05	
44,193.55	74700/WHT0039AU	Plato Australian Shares Income Fund	39,339.1031	51,703.38	
3,710.38	84000	GST Payable/Refundable		1,006.53	
2,720.31	85000	Income Tax Payable/Refundable		2,223.15	
				<b>890,156.87</b>	<b>890,156.87</b>

**Current Year Profit/(Loss): 70,192.86**