

Joyce Family Superabundance Super Fund

Reports Index

Statement of Financial Position

Operating Statement

Notes to the Financial Statements

Trustees Declaration

Compilation Report

Members Statement

Trustee Minute / Resolution

Statement of Taxable Income

Investment Summary

Investment Income

Realised Capital Gains

SMSF Annual Return

Capital Gains Schedule

Losses Schedule

General Ledger - Audit View

Trial Balance

Joyce Family Superabundance Super Fund
Statement of Financial Position

As at 30 June 2020

	Note	2020 \$	2019 \$
Assets			
Investments			
Managed Investments (Australian)	2	618,361.43	651,292.01
Total Investments		<u>618,361.43</u>	<u>651,292.01</u>
Other Assets			
Distributions Receivable		30,030.91	31,622.81
Macquarie - Cash Management Account		32,393.28	29,440.05
GST Refundable		3,710.38	0.00
Income Tax Refundable		2,720.31	4,833.60
Total Other Assets		<u>68,854.88</u>	<u>65,896.46</u>
Total Assets		<u>687,216.31</u>	<u>717,188.47</u>
Net assets available to pay benefits		<u>687,216.31</u>	<u>717,188.47</u>
Represented by:			
Liability for accrued benefits allocated to members' accounts			
	4, 5		
Joyce, James Thomas - Pension (Account Based Pension 2)		399,185.32	417,522.53
Joyce, Carole Grace Florence - Pension (Account Based Pension 3)		288,030.99	299,665.94
Total Liability for accrued benefits allocated to members' accounts		<u>687,216.31</u>	<u>717,188.47</u>

The accompanying notes form part of these financial statements.

Joyce Family Superabundance Super Fund

Operating Statement

For the year ended 30 June 2020

	Note	2020 \$	2019 \$
Income			
Investment Income			
Trust Distributions	7	40,320.89	44,927.12
Interest Received		167.46	615.72
Total Income		<u>40,488.35</u>	<u>45,542.84</u>
Expenses			
Accountancy Fees		2,562.50	3,025.00
Administration Costs		1,045.50	0.00
ATO Supervisory Levy		259.00	259.00
Auditor's Remuneration		461.25	495.00
Investment Expenses		6,921.99	10,687.40
		<u>11,250.24</u>	<u>14,466.40</u>
Member Payments			
Pensions Paid		49,000.00	44,000.00
Investment Losses			
Changes in Market Values	8	12,930.58	(15,246.95)
Total Expenses		<u>73,180.82</u>	<u>43,219.45</u>
Benefits accrued as a result of operations before income tax		<u>(32,692.47)</u>	<u>2,323.39</u>
Income Tax Expense	9	(2,720.31)	(4,833.60)
Benefits accrued as a result of operations		<u>(29,972.16)</u>	<u>7,156.99</u>

The accompanying notes form part of these financial statements.

Joyce Family Superabundance Super Fund

Notes to the Financial Statements

For the year ended 30 June 2020

Note 1: Summary of Significant Accounting Policies

The trustees have prepared the financial statements on the basis that the superannuation fund is a non-reporting entity because there are no users dependent on general purpose financial statements. The financial statements are therefore special purpose financial statements that have been prepared in order to meet the requirements of the Superannuation Industry (Supervision) Act 1993 and accompanying Regulations, the trust deed of the fund and the needs of members.

The financial statements have also been prepared on a cash basis and are based on historical costs, except for investments, which have been measured at market values.

The following significant accounting policies, which are consistent with the policies applied in the previous period unless otherwise stated, have been adopted in the preparation of the financial statements.

The financial statements were authorised for issue by the Trustee(s).

a. Measurement of Investments

The fund initially recognises:

- (i) an investment when it controls the future economic benefits expected to flow from the asset. For financial assets, the trade date is considered to be the date on which control of the future economic benefits attributable to the asset passes to the fund; and
- (ii) a financial liability on the date it becomes a party to the contractual provisions of the instrument.

Investments of the fund have been measured at their market values, which refers to the amount that a willing buyer could reasonably be expected to pay to acquire the asset from a willing seller if the following assumptions were made:

- that the buyer and the seller deal with each other at arm's length in relation to the sale;
- that the sale occurred after proper marketing of the asset; and
- that the buyer and the seller acted knowledgeably and prudentially in relation to the sale.

Market values have been determined as follows:

- (i) shares and other securities listed on the Australian Securities Exchange by reference to the relevant market quotations at the end of the reporting period;
- (ii) units in managed funds by reference to the unit redemption price at the end of the reporting period;
- (iii) fixed-interest securities by reference to the redemption price at the end of the reporting period;
- (iv) unlisted investments are stated at trustees' assessment based on estimated market value at balance date or where necessary, an external valuer's opinion; and
- (v) investment properties at the trustees' assessment of the market value or where necessary a qualified independent valuer's opinion at the end of reporting period.

Financial liabilities, such as trade creditors and other payables, are measured at the gross value of the outstanding balance at the end of the reporting period. The trustees have determined that the gross values of the fund's financial liabilities are equivalent to their market values. Any remeasurement changes in the gross values of non-current financial liabilities (including liabilities for members' accrued benefits) are recognised in the operating statement in the periods in which they occur.

b. Cash and Cash Equivalents

Cash and cash equivalents include cash on hand and at call, deposits with banks and short-term, highly liquid investments that are readily convertible to cash and subject to an insignificant risk of change in value.

c. Revenue

Revenue is recognised at the fair value of the consideration received or receivable.

Interest revenue

Interest revenue is recognised in respect of fixed-interest securities, and cash and cash equivalent balances. Interest revenue is recognised upon receipt.

Joyce Family Superabundance Super Fund

Notes to the Financial Statements

For the year ended 30 June 2020

Dividend revenue

Dividend revenue is recognised when the dividend has been paid or, in the case of dividend reinvestment schemes, when the dividend is credited to the benefit of the fund.

Rental revenue

Rental revenue arising from operating leases on investment properties is recognised upon receipt.

Distribution revenue

Distributions from unit trusts and managed funds are recognised as at the date the unit value is quoted ex-distribution and if not received at the end of the reporting period, are reflected in the statement of financial position as a receivable at market value.

Remeasurement changes in market values

Remeasurement changes in the market values of assets are recognised as income and are determined as the difference between the market value at year-end or consideration received (if sold during the year) and the market value as at the prior year-end or cost (if the investment was acquired during the period).

d. Liability for Accrued Benefits

The liability for accrued benefits represents the fund's present obligation to pay benefits to members and beneficiaries and has been calculated as the difference between the carrying amount of the assets and the carrying amount of the other payables and income tax liabilities as at the end of the reporting period.

e. Goods and Services Tax (GST)

Revenues, expenses and assets are recognised net of the amount of GST, except where the amount of GST incurred is not recoverable from the Australian Taxation Office (ATO).

The net amount of GST recoverable from, or payable to, the ATO is included with other receivables or other payables in the statement of financial position.

f. Critical Accounting Estimates and Judgements

The preparation of financial statements requires the trustees to make judgements, estimates and assumptions that affect the application of accounting policies and the reported amounts of assets and liabilities, income and expenses. Actual results may differ from these estimates.

Estimates and underlying assumptions are reviewed on an ongoing basis. Revisions to accounting estimates are recognised in the period in which the estimate is revised and in any future period affected.

Note 2: Managed Investments (Australian)

	2020 \$	2019 \$
APN AREIT Fund	35,958.47	49,527.19
Hyperion Small Growth Companies Fund	67,119.76	58,429.18
Bentham Global Income Fund	22,972.97	23,945.40
Pimco Aust Bond Fund - Wholesale	24,770.00	24,271.41
Pimco Global Bond Fund - Wholesale	34,892.30	33,941.13
Fidelity Aust Equities Fund	60,092.73	65,143.39

Joyce Family Superabundance Super Fund

Notes to the Financial Statements

For the year ended 30 June 2020

LM Mortgage Income Fund	655.75	1,639.38
IFP Global Franchise	54,956.43	51,335.23
Walter Scott Global Equity Fund	53,769.28	50,873.34
Arrowstreet Global Equity Fund	66,609.89	64,808.33
Magellan Global Fund	45,459.87	41,720.65
Magellan Infrastructure Fd	25,262.31	28,151.63
Pengana Aust Equities Fund	32,203.31	53,008.28
Pendal Small Comps Fund	21,348.56	22,443.78
Resolution Cap Gbl Prop Sec Fund	28,096.25	31,585.55
Plato Australian Shares Income Fund	44,193.55	50,468.14
	<hr/>	<hr/>
	618,361.43	651,292.01
	<hr/>	<hr/>

Note 4: Liability for Accrued Benefits

	2020 \$	2019 \$
Liability for accrued benefits at beginning of year	717,188.47	710,031.48
Benefits accrued as a result of operations	(29,972.16)	7,156.99
Current year member movements	0.00	0.00
	<hr/>	<hr/>
Liability for accrued benefits at end of year	687,216.31	717,188.47
	<hr/>	<hr/>

Note 5: Vested Benefits

Vested benefits are benefits which are not conditional upon continued membership of the fund (or any factor other than resignation from the plan) and include benefits which members were entitled to receive had they terminated their fund membership as at the end of the reporting period.

	2020 \$	2019 \$
Vested Benefits	<hr/> 687,216.31	<hr/> 717,188.47
	<hr/>	<hr/>

Note 6: Guaranteed Benefits

No guarantees have been made in respect of any part of the liability for accrued benefits.

Joyce Family Superabundance Super Fund

Notes to the Financial Statements

For the year ended 30 June 2020

Note 7: Trust Distributions

	2020 \$	2019 \$
Plato Australian Shares Income Fund	2,721.03	5,648.11
Resolution Cap Gbl Prop Sec Fund	580.60	541.96
Hyperion Small Growth Companies Fund	7,872.36	7,590.54
Pimco Aust Bond Fund - Wholesale	710.29	2,179.55
Fidelity Aust Equities Fund	4,101.57	2,244.42
Walter Scott Global Equity Fund	715.61	2,128.79
Pimco Global Bond Fund - Wholesale	1,194.29	2,176.39
Magellan Infrastructure Fd	1,025.56	749.45
Bentham Global Income Fund	949.18	811.09
Magellan Global Fund	1,819.36	2,043.08
Pengana Aust Equities Fund	3,099.24	4,167.52
APN AREIT Fund	2,839.56	2,937.48
Arrowstreet Global Equity Fund	6,425.47	4,471.38
Pendal Small Comps Fund	417.13	1,489.24
IFP Global Franchise	5,849.64	5,748.12
	40,320.89	44,927.12

Note 8: Changes in Market Values Unrealised Movements in Market Value

	2020 \$	2019 \$
Managed Investments (Australian)		
APN AREIT Fund	(13,568.72)	1,728.80
Antares Prof Select Listed Property Trust	0.00	911.20
Arrowstreet Global Equity Fund	1,801.56	2,837.01
BT Smaller Companies	0.00	(679.42)
Bentham Global Income Fund	(972.43)	(1,054.60)
Fidelity Aust Equities Fund	(5,050.66)	3,270.94
Hyperion Small Growth Companies Fund	8,690.58	(1,874.49)
IFP Global Franchise	3,621.20	532.46
LM Mortgage Income Fund	(983.63)	(117.10)
Magellan Global Fund	3,739.23	5,314.28
Magellan Infrastructure Fd	(2,889.32)	3,151.63
Pendal Small Comps Fund	(1,095.22)	(2,556.22)

Joyce Family Superabundance Super Fund

Notes to the Financial Statements

For the year ended 30 June 2020

Pengana Aust Equities Fund	(3,151.41)	(2,310.07)
Pimco Aust Bond Fund - Wholesale	498.59	(18.39)
Pimco Global Bond Fund - Wholesale	951.17	6.16
Plato Australian Shares Income Fund	(6,274.59)	(1,278.52)
Resolution Cap Gbl Prop Sec Fund	(3,489.30)	1,585.55
Walter Scott Global Equity Fund	2,895.94	6,319.59
	<u>(15,277.01)</u>	<u>15,768.81</u>
Units in Listed Unit Trusts (Australian)		
PRIME RETIREMENT AND AGED CARE PROPERTY TRUST	0.00	9,520.00
	<u>0.00</u>	<u>9,520.00</u>
Total Unrealised Movement	<u>(15,277.01)</u>	<u>25,288.81</u>
Realised Movements in Market Value		
	2020	2019
	\$	\$
Managed Investments (Australian)		
Antares Prof Select Listed Property Trust	0.00	(270.71)
BT Smaller Companies	0.00	228.85
Magellan Global Fund	(0.01)	0.00
Pengana Aust Equities Fund	2,346.44	0.00
	<u>2,346.43</u>	<u>(41.86)</u>
Units in Listed Unit Trusts (Australian)		
PRIME RETIREMENT AND AGED CARE PROPERTY TRUST	0.00	(10,000.00)
	<u>0.00</u>	<u>(10,000.00)</u>
Total Realised Movement	<u>2,346.43</u>	<u>(10,041.86)</u>
Total Market Movement	<u>(12,930.58)</u>	<u>15,246.95</u>
Note 9: Income Tax Expense		
The components of tax expense comprise	2020	2019
	\$	\$
Current Tax	(2,720.31)	(4,833.60)

Joyce Family Superabundance Super Fund

Notes to the Financial Statements

For the year ended 30 June 2020

Income Tax Expense	(2,720.31)	(4,833.60)
--------------------	------------	------------

The prima facie tax on benefits accrued before income tax is reconciled to the income tax as follows:

Prima facie tax payable on benefits accrued before income tax at 15%	(4,903.87)	348.51
--	------------	--------

Less:

Tax effect of:

Increase in MV of Investments	0.00	3,793.32
Exempt Pension Income	2,545.95	4,010.10
Realised Accounting Capital Gains	351.96	(1,506.28)
Accounting Trust Distributions	6,048.13	6,739.07

Add:

Tax effect of:

Decrease in MV of Investments	2,291.55	0.00
Pension non deductible expenses	1,687.35	2,169.90
Pension Payments	7,350.00	6,600.00
Franking Credits	408.05	725.04
Foreign Credits	105.83	119.66
Taxable Trust Distributions	1,120.03	2,010.70
Distributed Foreign Income	887.12	1,062.52
Rounding	(0.02)	(0.12)

Less credits:

Franking Credits	2,720.31	4,833.60
------------------	----------	----------

Current Tax or Refund	(2,720.31)	(4,833.60)
-----------------------	------------	------------

Joyce Family Superabundance Super Fund

Trustees Declaration

The trustees have determined that the fund is not a reporting entity and that the special purpose financial statements should be prepared in accordance with the accounting policies described in Note 1 to the financial statements.

In the opinion of the trustees:

- (i) the financial statements and notes to the financial statements for the year ended 30 June 2020 present fairly, in all material respects, the financial position of the superannuation fund at 30 June 2020 and the results of its operations for the year then ended in accordance with the accounting policies described in Note 1 to the financial statements;
- (ii) the financial statements and notes to the financial statements have been prepared in accordance with the requirements of the trust deed; and
- (iii) the operation of the superannuation fund has been carried out in accordance with its trust deed and in compliance with the requirements of the Superannuation Industry (Supervision) Act 1993 and associated Regulations during the year ended 30 June 2020.

Signed in accordance with a resolution of the trustees by:

.....
James Thomas Joyce

Trustee

.....
Carole Grace Florence Joyce

Trustee

Dated this day of2021

Joyce Family Superabundance Super Fund

Compilation Report

We have compiled the accompanying special purpose financial statements of the Joyce Family Superabundance Super Fund which comprise the statement of financial position as at 30/06/2020 the operating statement for the year then ended, a summary of significant accounting policies and other explanatory notes. The specific purpose for which the special purpose financial statements have been prepared is set out in Note 1 to the financial statements.

The Responsibility of the Trustee

The Trustee of Joyce Family Superabundance Super Fund are solely responsible for the information contained in the special purpose financial statements, the reliability, accuracy and completeness of the information and for the determination that the financial reporting framework used is appropriate to meet their needs and for the purpose that the financial statements were prepared.

Our Responsibility

On the basis of information provided by the Trustee, we have compiled the accompanying special purpose financial statements in accordance with the financial reporting framework as described in Note 1 to the financial statements and APES 315: Compilation of Financial Information.

We have applied our expertise in accounting and financial reporting to compile these financial statements in accordance with the financial reporting framework described in Note 1 to the financial statements. We have complied with the relevant ethical requirements of APES 110: Code of Ethics for Professional Accountants.

Assurance Disclaimer

Since a compilation engagement is not an assurance engagement, we are not required to verify the reliability, accuracy or completeness of the information provided to us by management to compile these financial statements. Accordingly, we do not express an audit opinion or a review conclusion on these financial statements.

The special purpose financial statements were compiled exclusively for the benefit of the directors of the trustee company who are responsible for the reliability, accuracy and completeness of the information used to compile them. We do not accept responsibility for the contents of the special purpose financial statements.

Michelle Gargar

of

Superannuation Professionals Pty Ltd Suite 2A, Ground Floor Suite 2A, Ground Floor, 140 Bundall Road, Bundall, Queensland 4217

Signed:

Dated: 22/11/2021

Joyce Family Superabundance Super Fund

Members Statement

James Thomas Joyce
 37/100 Government Road
 Wyee Point, New South Wales, 2259, Australia

Your Details		Nominated Beneficiaries	N/A
Date of Birth :	Provided	Vested Benefits	
Age:	79	Total Death Benefit	0.00
Tax File Number:	Provided	Current Salary	0.00
Date Joined Fund:	01/05/2007	Previous Salary	0.00
Service Period Start Date:		Disability Benefit	0.00
Date Left Fund:			
Member Code:	JOYJAM00002A		
Account Start Date	01/05/2007		
Account Phase:	Accumulation Phase		
Account Description:	Accumulation		

Your Balance

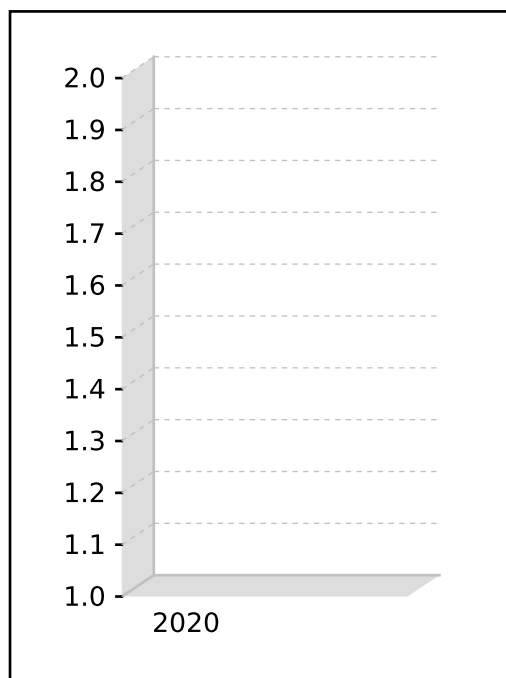
Total Benefits

Preservation Components

- Preserved
- Unrestricted Non Preserved
- Restricted Non Preserved

Tax Components

- Tax Free
- Taxable



Your Detailed Account Summary

This Year

Opening balance at	01/07/2019	
<u>Increases to Member account during the period</u>		
Employer Contributions		
Personal Contributions (Concessional)		
Personal Contributions (Non Concessional)		
Government Co-Contributions		
Other Contributions		
Proceeds of Insurance Policies		
Transfers In		
Net Earnings		
Internal Transfer In		
<u>Decreases to Member account during the period</u>		
Pensions Paid		
Contributions Tax		
Income Tax		
No TFN Excess Contributions Tax		
Excess Contributions Tax		
Refund Excess Contributions		
Division 293 Tax		
Insurance Policy Premiums Paid		
Management Fees		
Member Expenses		
Benefits Paid/Transfers Out		
Superannuation Surcharge Tax		
Internal Transfer Out		
Closing balance at	30/06/2020	0.00

Joyce Family Superabundance Super Fund

Members Statement

James Thomas Joyce
 37/100 Government Road
 Wyee Point, New South Wales, 2259, Australia

Your Details

Date of Birth : Provided
 Age: 79
 Tax File Number: Provided
 Date Joined Fund: 01/05/2007
 Service Period Start Date:
 Date Left Fund:
 Member Code: JOYJAM00003P
 Account Start Date: 01/07/2016
 Account Phase: Retirement Phase
 Account Description: Account Based Pension 2

Nominated Beneficiaries: Carole Grace Florence Joyce
 Vested Benefits: 399,185.32
 Total Death Benefit: 399,185.32
 Current Salary: 0.00
 Previous Salary: 0.00
 Disability Benefit: 0.00

Your Balance

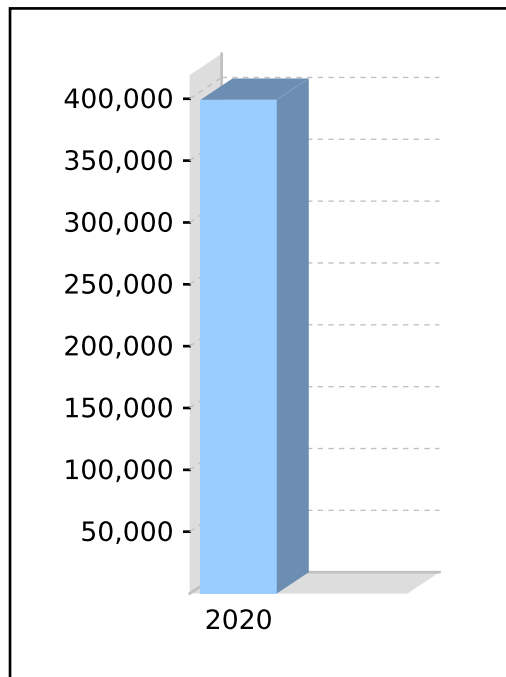
Total Benefits 399,185.32

Preservation Components

Preserved
 Unrestricted Non Preserved 399,185.32
 Restricted Non Preserved

Tax Components

Tax Free (93.45%) 373,051.74
 Taxable 26,133.58



Your Detailed Account Summary

	This Year
Opening balance at 01/07/2019	417,522.53
<u>Increases to Member account during the period</u>	
Employer Contributions	
Personal Contributions (Concessional)	
Personal Contributions (Non Concessional)	
Government Co-Contributions	
Other Contributions	
Proceeds of Insurance Policies	
Transfers In	
Net Earnings	11,062.79
Internal Transfer In	
<u>Decreases to Member account during the period</u>	
Pensions Paid	29,400.00
Contributions Tax	
Income Tax	
No TFN Excess Contributions Tax	
Excess Contributions Tax	
Refund Excess Contributions	
Division 293 Tax	
Insurance Policy Premiums Paid	
Management Fees	
Member Expenses	
Benefits Paid/Transfers Out	
Superannuation Surcharge Tax	
Internal Transfer Out	
Closing balance at 30/06/2020	399,185.32

Joyce Family Superabundance Super Fund

Members Statement

Carole Grace Florence Joyce
 37/100 Government Road
 Wyee Point, New South Wales, 2259, Australia

Your Details		Nominated Beneficiaries	N/A
Date of Birth :	Provided	Vested Benefits	
Age:	77	Total Death Benefit	0.00
Tax File Number:	Provided	Current Salary	0.00
Date Joined Fund:	01/05/2007	Previous Salary	0.00
Service Period Start Date:	01/05/2007	Disability Benefit	0.00
Date Left Fund:			
Member Code:	JOYCAR00002A		
Account Start Date	01/05/2007		
Account Phase:	Accumulation Phase		
Account Description:	Accumulation		

Your Balance

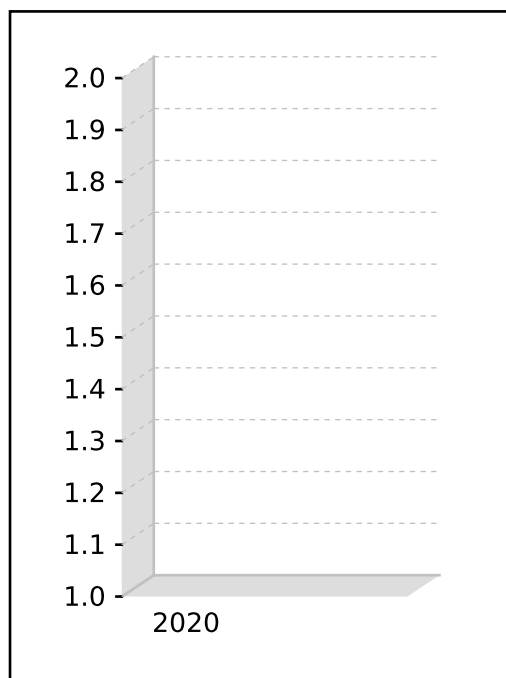
Total Benefits

Preservation Components

- Preserved
- Unrestricted Non Preserved
- Restricted Non Preserved

Tax Components

- Tax Free
- Taxable



Your Detailed Account Summary

This Year

Opening balance at	01/07/2019	
<u>Increases to Member account during the period</u>		
Employer Contributions		
Personal Contributions (Concessional)		
Personal Contributions (Non Concessional)		
Government Co-Contributions		
Other Contributions		
Proceeds of Insurance Policies		
Transfers In		
Net Earnings		
Internal Transfer In		
<u>Decreases to Member account during the period</u>		
Pensions Paid		
Contributions Tax		
Income Tax		
No TFN Excess Contributions Tax		
Excess Contributions Tax		
Refund Excess Contributions		
Division 293 Tax		
Insurance Policy Premiums Paid		
Management Fees		
Member Expenses		
Benefits Paid/Transfers Out		
Superannuation Surcharge Tax		
Internal Transfer Out		
Closing balance at	30/06/2020	0.00

Joyce Family Superabundance Super Fund

Members Statement

Carole Grace Florence Joyce
 37/100 Government Road
 Wyee Point, New South Wales, 2259, Australia

Your Details

Date of Birth : Provided
 Age: 77
 Tax File Number: Provided
 Date Joined Fund: 01/05/2007
 Service Period Start Date: 01/05/2007
 Date Left Fund:
 Member Code: JOYCAR00004P
 Account Start Date: 01/07/2016
 Account Phase: Retirement Phase
 Account Description: Account Based Pension 3

Nominated Beneficiaries: James Thomas Joyce
 Vested Benefits: 288,030.99
 Total Death Benefit: 288,030.99
 Current Salary: 0.00
 Previous Salary: 0.00
 Disability Benefit: 0.00

Your Balance

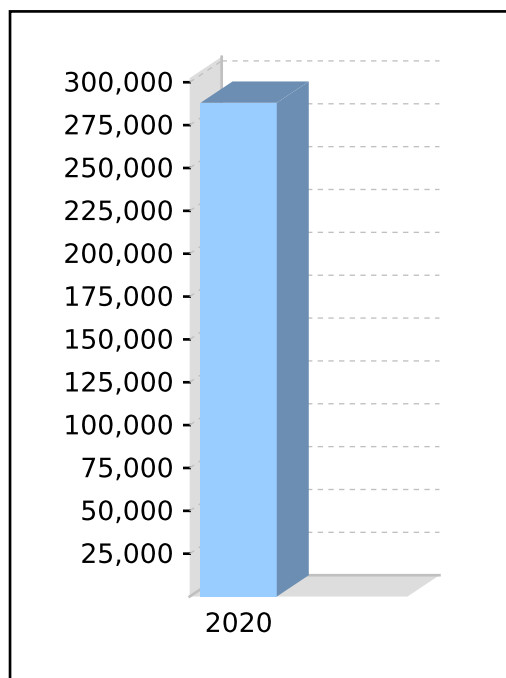
Total Benefits 288,030.99

Preservation Components

Preserved
 Unrestricted Non Preserved 288,030.99
 Restricted Non Preserved

Tax Components

Tax Free (71.94%) 207,214.66
 Taxable 80,816.33



Your Detailed Account Summary

	This Year
Opening balance at 01/07/2019	299,665.94
<u>Increases to Member account during the period</u>	
Employer Contributions	
Personal Contributions (Concessional)	
Personal Contributions (Non Concessional)	
Government Co-Contributions	
Other Contributions	
Proceeds of Insurance Policies	
Transfers In	
Net Earnings	7,965.05
Internal Transfer In	
<u>Decreases to Member account during the period</u>	
Pensions Paid	19,600.00
Contributions Tax	
Income Tax	
No TFN Excess Contributions Tax	
Excess Contributions Tax	
Refund Excess Contributions	
Division 293 Tax	
Insurance Policy Premiums Paid	
Management Fees	
Member Expenses	
Benefits Paid/Transfers Out	
Superannuation Surcharge Tax	
Internal Transfer Out	
Closing balance at 30/06/2020	288,030.99

Memorandum of Resolutions of James Thomas Joyce and Carole Grace Florence Joyce ATF Joyce Family Superabundance Super Fund

FINANCIAL STATEMENTS OF SUPERANNUATION FUND:

It was resolved that the financial statements would be prepared as special purpose financial statements as, in the opinion of the trustee(s), the superannuation fund is a non-reporting entity and therefore is not required to comply with all Australian Accounting Standards.

The Chair tabled the financial statements and notes to the financial statements of the superannuation fund in respect of the year ended 30 June 2020 and it was resolved that such statements be and are hereby adopted as tabled.

ANNUAL RETURN:

Being satisfied that the fund had complied with the requirements of the Superannuation Industry (Supervision) Act 1993 (SISA) and Regulations during the year ended 30 June 2020, it was resolved that the annual return be approved, signed and lodged with the Australian Taxation Office.

INVESTMENT STRATEGY:

The allocation of the fund's assets and the fund's investment performance over the financial year were reviewed and found to be within the acceptable ranges outlined in the investment strategy. After considering the risk, rate of return and liquidity of the investments and the ability of the fund to discharge its existing liabilities, it was resolved that the investment strategy continues to reflect the purposes and circumstances of the fund and its members. Accordingly, no changes in the investment strategy were required.

INSURANCE COVER:

The trustee(s) reviewed the current life and total and permanent disability insurance coverage on offer to the members and resolved that the current insurance arrangements were appropriate for the fund.

ALLOCATION OF INCOME:

It was resolved that the income of the fund would be allocated to the members based on their average daily balance (an alternative allocation basis may be percentage of opening balance).

INVESTMENT ACQUISITIONS:

It was resolved to ratify the investment acquisitions throughout the financial year ended 30 June 2020.

INVESTMENT DISPOSALS:

It was resolved to ratify the investment disposals throughout the financial year ended 30 June 2020.

AUDITORS:

It was resolved that

Tony Boys

of

GPO Box 3376, Rundle Mall, South Australia 5000

act as auditors of the Fund for the next financial year.

TAX AGENTS:

It was resolved that

Superannuation Professionals Pty Ltd

act as tax agents of the Fund for the next financial year.

PAYMENT OF BENEFITS:

The trustee has ensured that any payment of benefits made from the Fund, meets the requirements of the Fund's deed and does not breach the superannuation laws in relation to:

1. making payments to members; and,
2. breaching the Fund or the member investment strategy.

The trustee has reviewed the payment of the benefit and received advice that

**Memorandum of Resolutions of
James Thomas Joyce and Carole Grace Florence Joyce
ATF Joyce Family Superabundance Super Fund**

the transfer is in accordance with the Deed and the superannuation laws. As such the trustee has resolved to allow the payment of the benefits on behalf of the member.

CLOSURE:

Signed as a true record –

.....
James Thomas Joyce
22 November 2021

.....
Carole Grace Florence Joyce
22 November 2021

Joyce Family Superabundance Super Fund

Statement of Taxable Income

For the year ended 30 June 2020

	2020
	\$
Benefits accrued as a result of operations	(32,692.47)
Less	
Exempt current pension income	16,973.00
Realised Accounting Capital Gains	2,346.43
Accounting Trust Distributions	40,320.89
	<u>59,640.32</u>
Add	
Decrease in MV of investments	15,277.01
SMSF non deductible expenses	11,249.00
Pension Payments	49,000.00
Franking Credits	2,720.31
Foreign Credits	705.52
Taxable Trust Distributions	7,466.86
Distributed Foreign income	5,914.16
	<u>92,332.86</u>
SMSF Annual Return Rounding	(0.07)
	<u>0.00</u>
Taxable Income or Loss	<u>0.00</u>
Income Tax on Taxable Income or Loss	0.00
Less	
Franking Credits	2,720.31
	<u>(2,720.31)</u>
CURRENT TAX OR REFUND	<u>(2,720.31)</u>
Supervisory Levy	259.00
	<u>(2,461.31)</u>
AMOUNT DUE OR REFUNDABLE	<u>(2,461.31)</u>

Joyce Family Superabundance Super Fund

Investment Summary Report

As at 30 June 2020

Investment	Units	Market Price	Market Value	Average Cost	Accounting Cost	Unrealised Gain/(Loss)	Gain/(Loss)%	Portfolio Weight%
Cash/Bank Accounts								
Macquarie - Cash Management Account		32,393.280000	32,393.28	32,393.28	32,393.28			5.19 %
			32,393.28		32,393.28		0.00 %	5.19 %
Managed Investments (Australian)								
APN0008AU APN AREIT Fund	28,156.35	1.270100	35,761.38	1.42	40,020.46	(4,259.08)	(10.64) %	5.72 %
MAQ0464AU Arrowstreet Global Equity Fund	59,852.54	1.010400	60,475.01	0.92	55,000.00	5,475.01	9.95 %	9.68 %
CSA0038AU Bentham Global Income Fund	22,826.88	0.999100	22,806.34	1.10	25,000.00	(2,193.66)	(8.77) %	3.65 %
FID0008AU Fidelity Aust Equities Fund	1,841.02	31.039600	57,144.52	27.16	50,000.00	7,144.52	14.29 %	9.15 %
BNT0101AU Hyperion Small Growth Companies Fund	14,030.64	4.238600	59,470.26	3.92	55,000.00	4,470.26	8.13 %	9.52 %
MAQ0404AU IFP Global Franchise	23,050.26	2.130700	49,113.19	1.95	45,000.00	4,113.19	9.14 %	7.86 %
LMI0004AU LM Mortgage Income Fund	11,709.84	0.056000	655.75	0.97	11,416.78	(10,761.03)	(94.26) %	0.10 %
MGE0001AU Magellan Global Fund	17,327.29	2.518600	43,640.50	1.87	32,425.08	11,215.42	34.59 %	6.99 %
MGE0002AU Magellan Infrastructure Fd	19,722.31	1.250900	24,670.64	1.27	25,000.00	(329.36)	(1.32) %	3.95 %
RFA0819AU Pandal Small Comps Fund	10,332.28	2.066200	21,348.56	2.42	25,000.00	(3,651.44)	(14.61) %	3.42 %
PCL0005AU Pengana Aust Equities Fund	18,587.77	1.732500	32,203.31	1.74	32,346.44	(143.13)	(0.44) %	5.16 %
ETL0015AU Pimco Aust Bond Fund - Wholesale	24,203.64	1.023400	24,770.00	1.00	24,298.03	471.97	1.94 %	3.97 %
ETL0018AU Pimco Global Bond Fund - Wholesale	34,214.85	1.019800	34,892.30	0.99	33,971.92	920.38	2.71 %	5.59 %
WHT0039AU Plato Australian Shares Income Fund	39,339.10	1.111900	43,741.15	1.27	50,000.00	(6,258.85)	(12.52) %	7.00 %
WHT0015AU Resolution Cap Gbl Prop Sec Fund	18,182.92	1.531000	27,838.05	1.65	30,000.00	(2,161.95)	(7.21) %	4.46 %
MAQ0410AU Walter Scott Global Equity Fund	18,516.23	2.903900	53,769.28	1.62	30,000.00	23,769.28	79.23 %	8.61 %
			592,300.24		564,478.71	27,821.53	4.93 %	94.81 %
			624,693.52		596,871.99	27,821.53	4.66 %	100.00 %

Joyce Family Superabundance Super Fund

Investment Income Report

As at 30 June 2020

Investment	Total Income	Franked	Unfranked	Interest/ Other	Franking Credits	Foreign Income	Foreign Credits * 1	Assessable Income	TFN Credits	Other Deductions	Distributed Capital Gains	Non-Assessable Payments
								(Excl. Capital Gains) * 2				
Bank Accounts												
Macquarie - Cash Management Account	167.46			167.46	0.00	0.00	0.00	167.46			0.00	0.00
	167.46			167.46	0.00	0.00	0.00	167.46			0.00	0.00
Managed Investments (Australian)												
APN0008AU APN AREIT Fund	2,839.56	86.70	0.38	953.84	37.15	36.75	6.49	1,121.31		0.00	0.00	1,761.89
MAQ0464AU Arrowstreet Global Equity Fund	6,425.47			0.53	0.00	1,623.12	267.80	1,891.45		0.00	4,801.82	0.00
CSA0038AU Bentham Global Income Fund	949.18			360.28	0.00	574.48	0.01	934.77		0.00	0.00	14.42
FID0008AU Fidelity Aust Equities Fund	4,101.57	1,475.20	208.73	23.14	823.56	43.29	0.17	2,574.09		0.00	2,284.76	66.45
BNT0101AU Hyperion Small Growth Companies Fund	7,872.36	0.00	44.28	9.47	215.77	4.77	10.00	284.29		0.00	7,813.84	0.00
MAQ0404AU IFP Global Franchise	5,849.64			7.64	0.00	1,165.64	176.01	1,349.29		0.00	4,676.36	0.00
MGE0001AU Magellan Global Fund	1,819.36				0.00	0.00	0.00	0.00		0.00	5,636.22	(3,816.86)
MGE0002AU Magellan Infrastructure Fd	1,025.56				0.00	0.00	0.00	0.00		0.00	120.68	904.88
RFA0819AU Pandal Small Comps Fund	417.13	13.55	6.61	0.90	139.87	0.98	3.31	165.22		0.00	0.00	386.09
PCL0005AU Pengana Aust Equities Fund	3,099.24	739.76	25.27	127.60	398.30	400.50	8.25	1,699.68		0.00	1,772.44	33.67
ETL0015AU Pimco Aust Bond Fund - Wholesale	710.29			709.28	0.00	1.01	0.00	710.29		0.00	0.00	0.00
ETL0018AU Pimco Global Bond Fund - Wholesale	1,194.29			15.19	0.00	1,179.10	0.12	1,194.41		0.00	0.00	0.00
WHT0039AU Plato Australian Shares Income Fund	2,721.03	2,220.04	362.06	51.72	1,104.91	22.67	5.57	3,766.97		0.00	0.00	64.54
WHT0015AU Resolution Cap Gbl Prop Sec Fund	580.60	1.21	0.03	19.90	0.75	552.27	96.46	670.62		0.00	0.00	7.19
MAQ0410AU Walter Scott Global Equity Fund	715.61			3.55	0.00	309.58	131.33	444.46		0.00	402.48	0.00
	40,320.89	4,536.46	647.36	2,283.04	2,720.31	5,914.16	705.52	16,806.85		0.00	27,508.60	(577.73)

Joyce Family Superabundance Super Fund
Investment Income Report

As at 30 June 2020

Investment	Total Income	Franked	Unfranked	Interest/ Other	Franking Credits	Foreign Income	Foreign Credits * 1	Assessable Income	TFN Credits	Other Deductions	Distributed Capital Gains	Non- Assessable Payments
								(Excl. Capital Gains) * 2				
	40,488.35	4,536.46	647.36	2,450.50	2,720.31	5,914.16	705.52	16,974.31		0.00	27,508.60	(577.73)

Assessable Income (Excl. Capital Gains) **16,974.31**

Net Capital Gain **18,339.06**

Total Assessable Income 35,313.37

* 1 Includes foreign credits from foreign capital gains.

* 2 Assessable Income in the SMSF Annual Return will be different as capital gains and losses from disposals of assets have not been included.

For a breakdown of Distributed Capital Gains and Non-Assessable Payments refer to Distributions Reconciliation Report.

Joyce Family Superabundance Super Fund

Realised Capital Gains Report

For The Period 01 July 2019 - 30 June 2020

Investment		Accounting Treatment				Tax Treatment						
Purchase Contract Date	Disposal Contract Date	Units	Cost	Proceeds	Accounting Profit/(Loss)	Adjusted Cost Base	Reduced Cost Base	Indexed Cost Base	Indexed Gains	Discounted Gains (Gross)	Other Gains	Capital Loss
Managed Investments (Australian)												
Arrowstreet Global Equity Fund												
		0.00	0.00	0.00	0.00	0.00	0.00	0.00	0.00	4,801.82	0.00	0.00
		0.00	0.00	0.00	0.00	0.00	0.00	0.00	0.00	4,801.82	0.00	0.00
Fidelity Aust Equities Fund												
		0.00	0.00	0.00	0.00	0.00	0.00	0.00	0.00	2,284.76	0.00	0.00
		0.00	0.00	0.00	0.00	0.00	0.00	0.00	0.00	2,284.76	0.00	0.00
Hyperion Small Growth Companies Fund												
		0.00	0.00	0.00	0.00	0.00	0.00	0.00	0.00	7,813.84	0.00	0.00
		0.00	0.00	0.00	0.00	0.00	0.00	0.00	0.00	7,813.84	0.00	0.00
IFP Global Franchise												
		0.00	0.00	0.00	0.00	0.00	0.00	0.00	0.00	4,676.36	0.00	0.00
		0.00	0.00	0.00	0.00	0.00	0.00	0.00	0.00	4,676.36	0.00	0.00
MGE0001AU - Magellan Global Fund												
18/04/2016	30/06/2020	0.00	0.01	0.00	(0.01)	0.01	0.01	0.00	0.00	0.00	0.00	(0.01)
		0.00	0.00	0.00	0.00	0.00	0.00	0.00	0.00	5,636.22	0.00	0.00
		0.00	0.01	0.00	(0.01)	0.01	0.01	0.00	0.00	5,636.22	0.00	(0.01)
Magellan Infrastructure Fd												
		0.00	0.00	0.00	0.00	0.00	0.00	0.00	0.00	120.68	0.00	0.00
		0.00	0.00	0.00	0.00	0.00	0.00	0.00	0.00	120.68	0.00	0.00

Joyce Family Superabundance Super Fund

Realised Capital Gains Report

For The Period 01 July 2019 - 30 June 2020

Investment		Accounting Treatment				Tax Treatment						
Purchase Contract Date	Disposal Contract Date	Units	Cost	Proceeds	Accounting Profit/(Loss)	Adjusted Cost Base	Reduced Cost Base	Indexed Cost Base	Indexed Gains	Discounted Gains (Gross)	Other Gains	Capital Loss
Managed Investments (Australian)												
PCL0005AU - Pengana Aust Equities Fund												
18/04/2016	24/02/2020	10,144.56	17,653.56	20,000.00	2,346.44	17,619.51	17,619.51	0.00	0.00	2,380.49	0.00	0.00
		0.00	0.00	0.00	0.00	0.00	0.00	0.00	0.00	1,772.44	0.00	0.00
		10,144.56	17,653.56	20,000.00	2,346.44	17,619.51	17,619.51	0.00	0.00	4,152.93	0.00	0.00
Walter Scott Global Equity Fund												
		0.00	0.00	0.00	0.00	0.00	0.00	0.00	0.00	402.48	0.00	0.00
		0.00	0.00	0.00	0.00	0.00	0.00	0.00	0.00	402.48	0.00	0.00
		10,144.56	17,653.57	20,000.00	2,346.43	17,619.52	17,619.52	0.00	0.00	29,889.09	0.00	(0.01)
		10,144.56	17,653.57	20,000.00	2,346.43	17,619.52	17,619.52	0.00	0.00	29,889.09	0.00	(0.01)

Self-managed superannuation fund annual return **2020**

Who should complete this annual return?

Only self-managed superannuation funds (SMSFs) can complete this annual return. All other funds must complete the *Fund income tax return 2020* (NAT 71287).

- ❗ The *Self-managed superannuation fund annual return instructions 2020* (NAT 71606) (the instructions) can assist you to complete this annual return.
- ⊖ The SMSF annual return cannot be used to notify us of a change in fund membership. You must update fund details via ABR.gov.au or complete the Change of details for superannuation entities form (NAT 3036).

To complete this annual return

- Print clearly, using a BLACK pen only.
- Use BLOCK LETTERS and print one character per box.

S	M	I	T	H		S	T				
---	---	---	---	---	--	---	---	--	--	--	--
- Place in ALL applicable boxes.

- Postal address for annual returns:

Australian Taxation Office
GPO Box 9845
[insert the name and postcode
of your capital city]

For example;

Australian Taxation Office
GPO Box 9845
SYDNEY NSW 2001

Section A: Fund information

1 Tax file number (TFN)

- ❗ The ATO is authorised by law to request your TFN. You are not obliged to quote your TFN but not quoting it could increase the chance of delay or error in processing your annual return. See the Privacy note in the Declaration.

➤ To assist processing, write the fund's TFN at the top of pages 3, 5, 7 and 9.

2 Name of self-managed superannuation fund (SMSF)

3 Australian business number (ABN) (if applicable)

4 Current postal address

Suburb/town

State/territory

Postcode

5 Annual return status

- | | | |
|--|-------------|-----|
| Is this an amendment to the SMSF's 2020 return? | A No | Yes |
| Is this the first required return for a newly registered SMSF? | B No | Yes |

6 SMSF auditor

Auditor's name

Title: Mr Mrs Miss Ms Other

Family name

First given name

Other given names

SMSF Auditor Number

Auditor's phone number

Postal address

Suburb/town

State/territory

Postcode

Date audit was completed **A** Day / Month / YearWas Part A of the audit report qualified? **B** No YesWas Part B of the audit report qualified? **C** No YesIf Part B of the audit report was qualified,
have the reported issues been rectified? **D** No Yes**7 Electronic funds transfer (EFT)**

We need your self-managed super fund's financial institution details to pay any super payments and tax refunds owing to you.

A Fund's financial institution account details

This account is used for super contributions and rollovers. Do not provide a tax agent account here.

Fund BSB number

Fund account number

Fund account name

I would like my tax refunds made to this account. **▶** Go to C.**B Financial institution account details for tax refunds**

This account is used for tax refunds. You can provide a tax agent account here.

BSB number

Account number

Account name

C Electronic service address aliasProvide the electronic service address alias (ESA) issued by your SMSF messaging provider.
(For example, SMSFdataESAAlias). See instructions for more information.

- 8 Status of SMSF** Australian superannuation fund **A** No Yes Fund benefit structure **B** Code
- Does the fund trust deed allow acceptance of the Government's Super Co-contribution and Low Income Super Amounts? **C** No Yes

9 Was the fund wound up during the income year?

No Yes **▶** If yes, provide the date on which the fund was wound up Day / Month / Year **▶** Have all tax lodgment and payment obligations been met? No Yes

10 Exempt current pension income

Did the fund pay retirement phase superannuation income stream benefits to one or more members in the income year?

To claim a tax exemption for current pension income, you must pay at least the minimum benefit payment under the law. Record exempt current pension income at Label **A**.

No **▶** Go to Section B: Income.

Yes **▶** Exempt current pension income amount **A** \$

Which method did you use to calculate your exempt current pension income?

Segregated assets method **B**

Unsegregated assets method **C** **▶** Was an actuarial certificate obtained? **D** Yes

Did the fund have any other income that was assessable?

E Yes **▶** Go to Section B: Income.

No **▶** Choosing 'No' means that you do not have any assessable income, including no-TFN quoted contributions. Go to Section C: Deductions and non-deductible expenses. (Do **not** complete Section B: Income.)

If you are entitled to claim any tax offsets, you can list these at Section D: Income tax calculation statement.

Section B: Income

Do not complete this section if all superannuation interests in the SMSF were supporting superannuation income streams in the retirement phase for the **entire year**, there was **no** other income that was assessable, and you **have not** realised a deferred notional gain. If you are entitled to claim any tax offsets, you can record these at Section D: Income tax calculation statement.

11 Income

Did you have a capital gains tax (CGT) event during the year?

G No Yes

If the total capital loss or total capital gain is greater than \$10,000 or you elected to use the transitional CGT relief in 2017 and the deferred notional gain has been realised, complete and attach a *Capital gains tax (CGT) schedule 2020*.

Have you applied an exemption or rollover?

M No Yes

Code

Net capital gain **A** \$

Gross rent and other leasing and hiring income **B** \$

Gross interest **C** \$

Forestry managed investment scheme income **X** \$

Gross foreign income		Loss
D1 \$	Net foreign income	D \$

Australian franking credits from a New Zealand company **E** \$

Transfers from foreign funds **F** \$

Number

Gross payments where ABN not quoted **H** \$

Gross distribution from partnerships **I** \$

Loss

Calculation of assessable contributions
Assessable employer contributions

R1 \$

plus Assessable personal contributions

R2 \$

plus [#]No-TFN-quoted contributions

R3 \$

(an amount must be included even if it is zero)

less Transfer of liability to life insurance company or PST

R6 \$

*Unfranked dividend amount **J** \$

*Franked dividend amount **K** \$

*Dividend franking credit **L** \$

*Gross trust distributions **M** \$

Code

Assessable contributions
R \$
(**R1** plus **R2** plus **R3** less **R6**)

Calculation of non-arm's length income

*Net non-arm's length private company dividends

U1 \$

plus *Net non-arm's length trust distributions

U2 \$

plus *Net other non-arm's length income

U3 \$

*Other income **S** \$

*Assessable income due to changed tax status of fund **T** \$

Net non-arm's length income
U \$
(subject to 45% tax rate)
(**U1** plus **U2** plus **U3**)

Code

#This is a mandatory label.

*If an amount is entered at this label, check the instructions to ensure the correct tax treatment has been applied.

GROSS INCOME **W** \$
(Sum of labels **A** to **U**)

Loss

Exempt current pension income **Y** \$

TOTAL ASSESSABLE INCOME **V** \$
(**W** less **Y**)

Loss

Section C: Deductions and non-deductible expenses

12 Deductions and non-deductible expenses

- Under 'Deductions' list all expenses and allowances you are entitled to claim a deduction for. Under 'Non-deductible expenses', list all other expenses or normally allowable deductions that you cannot claim as a deduction (for example, all expenses related to exempt current pension income should be recorded in the 'Non-deductible expenses' column).

DEDUCTIONS		NON-DEDUCTIBLE EXPENSES	
Interest expenses within Australia	A1 \$		A2 \$
Interest expenses overseas	B1 \$		B2 \$
Capital works expenditure	D1 \$		D2 \$
Decline in value of depreciating assets	E1 \$		E2 \$
Insurance premiums – members	F1 \$		F2 \$
SMSF auditor fee	H1 \$		H2 \$
Investment expenses	I1 \$		I2 \$
Management and administration expenses	J1 \$		J2 \$
Forestry managed investment scheme expense	U1 \$		U2 \$
Other amounts	L1 \$	Code	L2 \$
Tax losses deducted	M1 \$		

TOTAL DEDUCTIONS
N \$
 (Total **A1** to **M1**)

TOTAL NON-DEDUCTIBLE EXPENSES
Y \$
 (Total **A2** to **L2**)

#TAXABLE INCOME OR LOSS Loss
O \$
(TOTAL ASSESSABLE INCOME less TOTAL DEDUCTIONS)

TOTAL SMSF EXPENSES
Z \$
 (**N plus Y**)

#This is a mandatory label.

Section D: Income tax calculation statement

#Important:

Section B label **R3**, Section C label **O** and Section D labels **A, T1, J, T5** and **I** are mandatory. If you leave these labels blank, you will have specified a zero amount.

13 Calculation statement

Please refer to the *Self-managed superannuation fund annual return instructions 2020* on how to complete the calculation statement.

#Taxable income	A \$	<i>(an amount must be included even if it is zero)</i>
#Tax on taxable income	T1 \$	<i>(an amount must be included even if it is zero)</i>
#Tax on no-TFN-quoted contributions	J \$	<i>(an amount must be included even if it is zero)</i>

Gross tax **B \$**

(T1 plus J)

Foreign income tax offset	
C1 \$	
Rebates and tax offsets	Non-refundable non-carry forward tax offsets
C2 \$	C \$
	<i>(C1 plus C2)</i>

SUBTOTAL 1

T2 \$

(B less C – cannot be less than zero)

Early stage venture capital limited partnership tax offset	
D1 \$	
Early stage venture capital limited partnership tax offset carried forward from previous year	Non-refundable carry forward tax offsets
D2 \$	D \$
Early stage investor tax offset	<i>(D1 plus D2 plus D3 plus D4)</i>
D3 \$	
Early stage investor tax offset carried forward from previous year	SUBTOTAL 2
D4 \$	T3 \$
	<i>(T2 less D – cannot be less than zero)</i>

Complying fund's franking credits tax offset	
E1 \$	
No-TFN tax offset	
E2 \$	
National rental affordability scheme tax offset	Refundable tax offsets
E3 \$	E \$
Exploration credit tax offset	<i>(E1 plus E2 plus E3 plus E4)</i>
E4 \$	

#TAX PAYABLE **T5 \$**

(T3 less E – cannot be less than zero)

Section 102AAM interest charge

G \$

Credit for interest on early payments – amount of interest	
H1 \$	
Credit for tax withheld – foreign resident withholding (excluding capital gains)	
H2 \$	
Credit for tax withheld – where ABN or TFN not quoted (non-individual)	
H3 \$	
Credit for TFN amounts withheld from payments from closely held trusts	
H5 \$	
Credit for interest on no-TFN tax offset	
H6 \$	
Credit for foreign resident capital gains withholding amounts	
H8 \$	
	Eligible credits
	H \$
	(H1 plus H2 plus H3 plus H5 plus H6 plus H8)

#Tax offset refunds (Remainder of refundable tax offsets)	I \$	<i>(unused amount from label E – an amount must be included even if it is zero)</i>
--	-------------	---

PAYG instalments raised

K \$

Supervisory levy

L \$

Supervisory levy adjustment for wound up funds

M \$

Supervisory levy adjustment for new funds

N \$

AMOUNT DUE OR REFUNDABLE A positive amount at S is what you owe, while a negative amount is refundable to you.	S \$	<i>(T5 plus G less H less I less K plus L less M plus N)</i>
---	-------------	--

#This is a mandatory label.

Section E: Losses

14 Losses

! If total loss is greater than \$100,000, complete and attach a Losses schedule 2020.

Tax losses carried forward to later income years **U \$**
Net capital losses carried forward to later income years **V \$**

Section F: Member information

MEMBER 1

Title: Mr Mrs Miss Ms Other

Family name

First given name

Other given names

Member's TFN

See the Privacy note in the Declaration.

Date of birth

Contributions

OPENING ACCOUNT BALANCE \$

I Refer to instructions for completing these labels.

Employer contributions

A \$

ABN of principal employer

A1

Personal contributions

B \$

CGT small business retirement exemption

C \$

CGT small business 15-year exemption amount

D \$

Personal injury election

E \$

Spouse and child contributions

F \$

Other third party contributions

G \$

Proceeds from primary residence disposal

H \$

Receipt date Day / Month / Year

H1

Assessable foreign superannuation fund amount

I \$

Non-assessable foreign superannuation fund amount

J \$

Transfer from reserve: assessable amount

K \$

Transfer from reserve: non-assessable amount

L \$

Contributions from non-complying funds and previously non-complying funds

T \$

Any other contributions (including Super Co-contributions and Low Income Super Amounts)

M \$

TOTAL CONTRIBUTIONS N \$

(Sum of labels **A** to **M**)

Other transactions

Allocated earnings or losses **O** \$

Loss

Accumulation phase account balance

S1 \$

Retirement phase account balance – Non CDBIS

S2 \$

Retirement phase account balance – CDBIS

S3 \$

Inward rollovers and transfers **P** \$

Outward rollovers and transfers **Q** \$

Lump Sum payments **R1** \$

Income stream payments **R2** \$

Code

Code

TRIS Count

CLOSING ACCOUNT BALANCE S \$

(**S1** plus **S2** plus **S3**)

Accumulation phase value **X1** \$

Retirement phase value **X2** \$

Outstanding limited recourse borrowing arrangement amount **Y** \$

MEMBER 2

Title: Mr Mrs Miss Ms Other
 Family name

First given name Other given names

Member's TFN

See the Privacy note in the Declaration.

Date of birth

Contributions

OPENING ACCOUNT BALANCE \$

I Refer to instructions for completing these labels.

Employer contributions

A \$

ABN of principal employer

A1

Personal contributions

B \$

CGT small business retirement exemption

C \$

CGT small business 15-year exemption amount

D \$

Personal injury election

E \$

Spouse and child contributions

F \$

Other third party contributions

G \$

Proceeds from primary residence disposal

H \$

Receipt date Day / Month / Year

H1

Assessable foreign superannuation fund amount

I \$

Non-assessable foreign superannuation fund amount

J

Transfer from reserve: assessable amount

K \$

Transfer from reserve: non-assessable amount

L \$

Contributions from non-complying funds and previously non-complying funds

T \$

Any other contributions (including Super Co-contributions and Low Income Super Amounts)

M \$

TOTAL CONTRIBUTIONS N \$

(Sum of labels **A** to **M**)

Other transactions

Allocated earnings or losses **O** \$

Loss

Accumulation phase account balance

S1 \$

Retirement phase account balance – Non CDBIS

S2 \$

Retirement phase account balance – CDBIS

S3 \$

TRIS Count

Inward rollovers and transfers **P** \$

Outward rollovers and transfers **Q** \$

Lump Sum payments **R1** \$

Income stream payments **R2** \$

Code

Code

CLOSING ACCOUNT BALANCE S \$

(**S1** plus **S2** plus **S3**)

Accumulation phase value **X1** \$

Retirement phase value **X2** \$

Outstanding limited recourse borrowing arrangement amount **Y** \$

Sensitive (when completed)

Section H: **Assets and liabilities**

15 ASSETS**15a Australian managed investments**Listed trusts **A \$**Unlisted trusts **B \$**Insurance policy **C \$**Other managed investments **D \$****15b Australian direct investments**Cash and term deposits **E \$****Limited recourse borrowing arrangements**

Australian residential real property

J1 \$

Australian non-residential real property

J2 \$

Overseas real property

J3 \$

Australian shares

J4 \$

Overseas shares

J5 \$

Other

J6 \$

Property count

J7Debt securities **F \$**Loans **G \$**Listed shares **H \$**Unlisted shares **I \$****Limited recourse borrowing arrangements J \$**Non-residential real property **K \$**Residential real property **L \$**Collectables and personal use assets **M \$**Other assets **O \$****15c Other investments**Crypto-Currency **N \$****15d Overseas direct investments**Overseas shares **P \$**Overseas non-residential real property **Q \$**Overseas residential real property **R \$**Overseas managed investments **S \$**Other overseas assets **T \$****TOTAL AUSTRALIAN AND OVERSEAS ASSETS U \$**(Sum of labels **A** to **T**)**15e In-house assets**

Did the fund have a loan to, lease to or investment in, related parties (known as in-house assets) at the end of the income year? **A** No **Yes** **B** \$

15f Limited recourse borrowing arrangements

If the fund had an LRBA were the LRBA borrowings from a licensed financial institution? **A** No Yes

Did the members or related parties of the fund use personal guarantees or other security for the LRBA? **B** No Yes

16 LIABILITIES

Borrowings for limited recourse borrowing arrangements V1 \$	
Permissible temporary borrowings V2 \$	
Other borrowings V3 \$	
	Borrowings V \$
Total member closing account balances (total of all CLOSING ACCOUNT BALANCES from Sections F and G) W \$	
	Reserve accounts X \$
	Other liabilities Y \$
	TOTAL LIABILITIES Z \$

Section I: Taxation of financial arrangements

17 Taxation of financial arrangements (TOFA)

Total TOFA gains **H \$**

Total TOFA losses **I \$**

Section J: Other information

Family trust election status

If the trust or fund has made, or is making, a family trust election, write the four-digit **income year specified** of the election (for example, for the 2019-20 income year, write **2020**). **A**

If revoking or varying a family trust election, print **R** for revoke or print **V** for variation, and complete and attach the *Family trust election, revocation or variation 2020*. **B**

Interposed entity election status

If the trust or fund has an existing election, write the earliest income year specified. If the trust or fund is making one or more elections this year, write the earliest income year being specified and complete an *Interposed entity election or revocation 2020* for each election. **C**

If revoking an interposed entity election, print **R**, and complete and attach the *Interposed entity election or revocation 2020*. **D**

Section K: Declarations

 Penalties may be imposed for false or misleading information in addition to penalties relating to any tax shortfalls.

Important

Before making this declaration check to ensure that all income has been disclosed and the annual return, all attached schedules and any additional documents are true and correct in every detail. If you leave labels blank, you will have specified a zero amount or the label was not applicable to you. If you are in doubt about any aspect of the annual return, place all the facts before the ATO.

Privacy

The ATO is authorised by the **Taxation Administration Act 1953** to request the provision of tax file numbers (TFNs). We will use the TFN to identify the entity in our records. It is not an offence not to provide the TFN. However if you do not provide the TFN, the processing of this form may be delayed.

Taxation law authorises the ATO to collect information and disclose it to other government agencies. For information about your privacy go to ato.gov.au/privacy

TRUSTEE'S OR DIRECTOR'S DECLARATION:

I declare that, the current trustees and directors have authorised this annual return and it is documented as such in the SMSF's records. I have received a copy of the audit report and are aware of any matters raised therein. The information on this annual return, including any attached schedules and additional documentation is true and correct.

Authorised trustee's, director's or public officer's signature

Date Day / Month / Year

Preferred trustee or director contact details:

Title: Mr Mrs Miss Ms Other

Family name

First given name

Other given names

Phone number

Email address

Non-individual trustee name (if applicable)

ABN of non-individual trustee

Time taken to prepare and complete this annual return

Hrs

 The Commissioner of Taxation, as Registrar of the Australian Business Register, may use the ABN and business details which you provide on this annual return to maintain the integrity of the register. For further information, refer to the instructions.

TAX AGENT'S DECLARATION:

I declare that the Self-managed superannuation fund annual return 2020 has been prepared in accordance with information provided by the trustees, that the trustees have given me a declaration stating that the information provided to me is true and correct, and that the trustees have authorised me to lodge this annual return.

Tax agent's signature

Date Day / Month / Year

Tax agent's contact details

Title: Mr Mrs Miss Ms Other

Family name

First given name

Other given names

Tax agent's practice

Tax agent's phone number

Reference number

Tax agent number

Capital gains tax (CGT) schedule

2020

When completing this form

- Print clearly, using a black or dark blue pen only.
- Use BLOCK LETTERS and print one character in each box.

S	M	I	T	H		S	T												
---	---	---	---	---	--	---	---	--	--	--	--	--	--	--	--	--	--	--	--

- Do not use correction fluid or covering stickers.
- Sign next to any corrections with your **full signature** (not initials).

- Use in conjunction with company, trust, fund income tax return or the self-managed superannuation fund annual return.
- Refer to the *Guide to capital gains tax 2020* available on our website at ato.gov.au for instructions on how to complete this schedule.

Tax file number (TFN)

- ❗ We are authorised by law to request your TFN. You do not have to quote your TFN. However, if you don't it could increase the chance of delay or error in processing your form.

Australian business number (ABN)

Taxpayer's name

1 Current year capital gains and capital losses

	Capital gain		Capital loss
Shares in companies listed on an Australian securities exchange	A \$		K \$
Other shares	B \$		L \$
Units in unit trusts listed on an Australian securities exchange	C \$		M \$
Other units	D \$		N \$
Real estate situated in Australia	E \$		O \$
Other real estate	F \$		P \$
Amount of capital gains from a trust (including a managed fund)	G \$		
Collectables	H \$		Q \$
Other CGT assets and any other CGT events	I \$		R \$
Amount of capital gain previously deferred under transitional CGT relief for superannuation funds	S \$		
Total current year capital gains	J \$		

Add the amounts at labels **K** to **R** and write the total in item 2 label **A – Total current year capital losses**.

2 Capital lossesTotal current year capital losses **A \$**Total current year capital losses applied **B \$**Total prior year net capital losses applied **C \$**Total capital losses transferred in applied
(only for transfers involving a foreign bank branch or
permanent establishment of a foreign financial entity) **D \$**Total capital losses applied **E \$**Add amounts at **B**, **C** and **D**.

3 Unapplied net capital losses carried forwardNet capital losses from collectables carried forward to later income years **A \$**Other net capital losses carried forward to later income years **B \$**Add amounts at **A** and **B** and transfer the total
to label **V – Net capital losses carried forward
to later income years** on your tax return.

4 CGT discountTotal CGT discount applied **A \$**

5 CGT concessions for small businessSmall business active asset reduction **A \$**Small business retirement exemption **B \$**Small business rollover **C \$**Total small business concessions applied **D \$**

6 Net capital gainNet capital gain **A \$****1J less 2E less 4A less 5D** (cannot be less than
zero). Transfer the amount at **A** to label **A – Net
capital gain** on your tax return.

7 Earnout arrangements

Are you a party to an earnout arrangement? **A** Yes, as a buyer **Yes, as a seller** **No**
(Print in the appropriate box.)

! If you are a party to more than one earnout arrangement, copy and attach a separate sheet to this schedule providing the details requested here for each additional earnout arrangement.

How many years does the earnout arrangement run for? **B**

What year of that arrangement are you in? **C**

If you are the seller, what is the total estimated capital proceeds from the earnout arrangement? **D** \$

Amount of any capital gain or loss you made under your non-qualifying arrangement in the income year. **E** \$ / ^{LOSS}

! **Request for amendment**

If you received or provided a financial benefit under a look-through earnout right created in an earlier income year and you wish to seek an amendment to that earlier income year, complete the following:

Income year earnout right created **F**

Amended net capital gain or capital losses carried forward **G** \$ / ^{LOSS}

8 Other CGT information required (if applicable)

Small business 15 year exemption – exempt capital gains **A** \$ / ^{CODE}

Capital gains disregarded by a foreign resident **B** \$

Capital gains disregarded as a result of a scrip for scrip rollover **C** \$

Capital gains disregarded as a result of an inter-company asset rollover **D** \$

Capital gains disregarded by a demerging entity **E** \$

Taxpayer's declaration

! If the schedule is not lodged with the income tax return you are required to sign and date the schedule.

Important

Before making this declaration check to ensure that all the information required has been provided on this form and any attachments to this form, and that the information provided is true and correct in every detail. If you are in doubt about any aspect of the tax return, place all the facts before the ATO. The income tax law imposes heavy penalties for false or misleading statements.

Privacy

Taxation law authorises the ATO to collect information and disclose it to other government agencies. This includes personal information of the person authorised to sign the declaration. For information about your privacy go to ato.gov.au/privacy

I declare that the information on this form is true and correct.

Signature

Date

Day

Month

Year

/ /

Contact name

Daytime contact number (include area code)

Losses schedule

2020

Companies and trusts that do not join consolidated groups should complete and attach this schedule to their 2020 tax return. Superannuation funds should complete and attach this schedule to their 2020 tax return.

Print neatly in BLOCK LETTERS with a black or blue ballpoint pen only. Print one letter or number in each box. Do not use correction fluid or tape.

Place in all applicable boxes.

Refer to *Losses schedule instructions 2020*, available on our website ato.gov.au for instructions on how to complete this schedule.

Tax file number (TFN)

Name of entity

Australian business number

Part A – Losses carried forward to the 2020–21 income year – excludes film losses

1 Tax losses carried forward to later income years

Year of loss	
2019–20	B
2018–19	C
2017–18	D
2016–17	E
2015–16	F
2014–15 and earlier income years	G
Total	U

Transfer the amount at **U** to the **Tax losses carried forward to later income years** label on your tax return.

2 Net capital losses carried forward to later income years

Year of loss	
2019–20	H
2018–19	I
2017–18	J
2016–17	K
2015–16	L
2014–15 and earlier income years	M
Total	V

Transfer the amount at **V** to the **Net capital losses carried forward to later income years** label on your tax return.

Part B – Ownership and business continuity test – company and listed widely held trust only

Complete item 3 of Part B if a loss is being carried forward to later income years and the business continuity test has to be satisfied in relation to that loss.

Do not complete items 1 or 2 of Part B if, in the 2019–20 income year, no loss has been claimed as a deduction, applied against a net capital gain or, in the case of companies, losses have not been transferred in or out.

1 Whether continuity of majority ownership test passed

Note: If the entity has deducted, applied, transferred in or transferred out (as applicable) in the 2019–20 income year a loss incurred in any of the listed years, print **X** in the **Yes** or **No** box to indicate whether the entity has satisfied the continuity of majority ownership test in respect of that loss.

Year of loss			
2019–20	A	Yes	No
2018–19	B	Yes	No
2017–18	C	Yes	No
2016–17	D	Yes	No
2015–16	E	Yes	No
2014–15 and earlier income years	F	Yes	No

2 Amount of losses deducted/applied for which the continuity of majority ownership test is not passed but the business continuity test is satisfied – excludes film losses

Tax losses **G**

Net capital losses **H**

3 Losses carried forward for which the business continuity test must be satisfied before they can be deducted/applied in later years – excludes film losses

Tax losses **I**

Net capital losses **J**

4 Do current year loss provisions apply?

Is the company required to calculate its taxable income or tax loss for the year under Subdivision 165-B or its net capital gain or net capital loss for the year under Subdivision 165-CB of the *Income Tax Assessment Act 1997* (ITAA 1997)?

K Yes No

Part C – Unrealised losses – company only

Note: These questions relate to the operation of Subdivision 165-CC of ITAA 1997.

Has a changeover time occurred in relation to the company after 1.00pm by legal time in the Australian Capital Territory on 11 November 1999?

L Yes No

If you printed **X** in the **No** box at **L**, do not complete **M**, **N** or **O**.

At the changeover time did the company satisfy the maximum net asset value test under section 152-15 of ITAA 1997?

M Yes No

If you printed **X** in the **No** box at **M**, has the company determined it had an unrealised net loss at the changeover time?

N Yes No

If you printed **X** in the **Yes** box at **N**, what was the amount of unrealised net loss calculated under section 165-115E of ITAA 1997?

O

Part D – Life insurance companies

- Complying superannuation class tax losses carried forward to later income years **P**
- Complying superannuation net capital losses carried forward to later income years **Q**

Part E – Controlled foreign company losses

- Current year CFC losses **M**
- CFC losses deducted **N**
- CFC losses carried forward **O**

Part F – Tax losses reconciliation statement

- Balance of tax losses brought forward from the prior income year **A**
- ADD** Uplift of tax losses of designated infrastructure project entities **B**
- SUBTRACT** Net forgiven amount of debt **C**
- ADD** Tax loss incurred (if any) during current year **D**
- ADD** Tax loss amount from conversion of excess franking offsets **E**
- SUBTRACT** Net exempt income **F**
- SUBTRACT** Tax losses forgone **G**
- SUBTRACT** Tax losses deducted **H**
- SUBTRACT** Tax losses transferred out under Subdivision 170-A
(only for transfers involving a foreign bank branch or a PE of a foreign financial entity) **I**
- Total tax losses carried forward to later income years **J**

Transfer the amount at **J** to the **Tax losses carried forward to later income years** label on your tax return.

If the schedule is not lodged with the income tax return you are required to sign and date the schedule.

Important

Before making this declaration check to ensure that all the information required has been provided on this form and any attachments to this form, and that the information provided is true and correct in every detail. If you are in doubt about any aspect of the tax return, place all the facts before the ATO. The income tax law imposes heavy penalties for false or misleading statements.

Privacy

Taxation law authorises the ATO to collect information and disclose it to other government agencies. This includes personal information of the person authorised to sign the declaration. For information about your privacy go to ato.gov.au/privacy

Taxpayer's declaration

I declare that the information on this form is true and correct.

Signature

Date Day / Month / Year

Contact person

Daytime contact number (include area code)

Joyce Family Superabundance Super Fund

General Ledger - Audit View

For The Period 01 July 2019 - 30 June 2020

Transaction Date	Transaction Source	Processed Date	Last Modified By	Transaction Type	Description	Units	Amount \$	Balance \$
Distributions Received (23800)								
<u>APN AREIT Fund (APN0008AU)</u>								
12/08/2019	Bank Data Service	13/08/2019		Bank Statement	APNFM LTD CLRACC AREIT02461 Distrib 50		(244.79)	(244.79)
10/09/2019	Bank Data Service	11/09/2019		Bank Statement	APNFM LTD CLRACC AREIT02461 Distrib 50 [System Matched Income Data]		(244.79)	(489.58)
10/10/2019	Bank Data Service	11/10/2019		Bank Statement	APNFM LTD CLRACC AREIT02461 Distrib 50 [System Matched Income Data]		(244.79)	(734.37)
11/11/2019	Bank Data Service	13/11/2019		Bank Statement	APNFM LTD CLRACC AREIT02461 Distrib 50 [System Matched Income Data]		(244.79)	(979.16)
10/12/2019	Bank Data Service	11/12/2019		Bank Statement	APNFM LTD CLRACC AREIT02461 Distrib 50 [System Matched Income Data]		(244.79)	(1,223.95)
10/01/2020	Bank Data Service	12/01/2020		Bank Statement	APNFM LTD CLRACC AREIT02461 Distrib 50		(244.79)	(1,468.74)
10/02/2020	Bank Data Service	11/02/2020		Bank Statement	APNFM LTD CLRACC AREIT02461 Distrib 50 [System Matched Income Data]		(244.79)	(1,713.53)
10/03/2020	Bank Data Service	11/03/2020		Bank Statement	APNFM LTD CLRACC AREIT02461 Distrib 50 [System Matched Income Data]		(244.79)	(1,958.32)
09/04/2020	Bank Data Service	11/04/2020		Bank Statement	APNFM LTD CLRACC AREIT02461 Distrib 50		(244.79)	(2,203.11)
11/05/2020	Bank Data Service	12/05/2020		Bank Statement	APNFM LTD CLRACC AREIT02461 Distrib 50		(244.79)	(2,447.90)
10/06/2020	Bank Data Service	07/08/2020		Bank Statement	APNFM LTD CLRACC AREIT02461 Distrib 50 [System Matched Income Data]		(195.83)	(2,643.73)
30/06/2020	tax@finprof.com.au	10/11/2020		General Journal	APN - June distribution receivable		(195.83)	(2,839.56)
							(2,839.56)	(2,839.56)
<u>Hyperion Small Growth Companies Fund (BNT0101AU)</u>								
10/07/2019	Bank Data Service	10/11/2020	tax@finprof.com.au	Bank Statement	RBC IST Distr aubqB26G0000070F DVND 56		0.01	0.01
08/10/2019	Bank Data Service	09/10/2019		Bank Statement	RBC IST Distr aubqB26G0000075F DVND 56 [System Matched Income Data]		(92.81)	(92.80)
06/04/2020	Bank Data Service	08/04/2020		Bank Statement	RBC IST Distr aubqB26G00000816 DVND 56 [System Matched Income Data]		(106.43)	(199.23)
30/06/2020	tax@finprof.com.au	10/11/2020		General Journal	Hyperion - June Distribution Receivable		(7,673.13)	(7,872.36)
							(7,872.36)	(7,872.36)
<u>Bentham Global Income Fund (CSA0038AU2)</u>								
07/08/2019	Bank Data Service	10/11/2020	tax@finprof.com.au	Bank Statement	FPSL DISTRIBUTIO FPL DI 400276250 50		(69.84)	(69.84)
09/09/2019	Bank Data Service	10/09/2019		Bank Statement	FPSL DISTRIBUTIO FPL DI 400276250 50		(69.78)	(139.62)
09/10/2019	Bank Data Service	11/10/2019		Bank Statement	FPSL DISTRIBUTIO FPL DI 400276250 50		(69.51)	(209.13)

Joyce Family Superabundance Super Fund

General Ledger - Audit View

For The Period 01 July 2019 - 30 June 2020

Transaction Date	Transaction Source	Processed Date	Last Modified By	Transaction Type	Description	Units	Amount \$	Balance \$
07/11/2019	Bank Data Service	08/11/2019		Bank Statement	FPSL DISTRIBUTIO FPL DI 400276250 50		(69.51)	(278.64)
06/12/2019	Bank Data Service	08/12/2019		Bank Statement	FPSL DISTRIBUTIO FPL DI 400276250 50		(69.24)	(347.88)
10/01/2020	Bank Data Service	12/01/2020		Bank Statement	FPSL DISTRIBUTIO FPL DI 400276250 50		(69.41)	(417.29)
07/02/2020	Bank Data Service	09/02/2020		Bank Statement	FPSL DISTRIBUTIO FPL DI 400276250 50		(69.80)	(487.09)
06/03/2020	Bank Data Service	08/03/2020		Bank Statement	FPSL DISTRIBUTIO FPL DI 400276250 50		(69.65)	(556.74)
08/04/2020	Bank Data Service	09/04/2020		Bank Statement	FPSL DISTRIBUTIO FPL DI 400276250 50		(79.22)	(635.96)
07/05/2020	Bank Data Service	08/05/2020		Bank Statement	FPSL DISTRIBUTIO FPL DI 400276250 50		(71.59)	(707.55)
05/06/2020	Bank Data Service	07/08/2020		Bank Statement	FPSL DISTRIBUTIO FPL DI 400276250 50		(73.26)	(780.81)
30/06/2020	tax@finprof.com.au	10/11/2020		General Journal	Bentham Global - June Distribution Receivable		(168.37)	(949.18)
							(949.18)	(949.18)
<u>Pimco Aust Bond Fund - Wholesale (ETL0015AU)</u>								
03/10/2019	Bank Data Service	04/10/2019		Bank Statement	PIMCO Funds 300134756 DVND 56		(69.55)	(69.55)
06/01/2020	Bank Data Service	07/01/2020		Bank Statement	PIMCO Funds 300134756 DVND 56		(85.83)	(155.38)
03/04/2020	Bank Data Service	06/04/2020		Bank Statement	PIMCO Funds 300134756 DVND 56		(49.04)	(204.42)
30/06/2020	tax@finprof.com.au	10/11/2020		General Journal	Pimco Aus Bond Fund - June Distribution Receivable		(505.87)	(710.29)
							(710.29)	(710.29)
<u>Pimco Global Bond Fund - Wholesale (ETL0018AU)</u>								
03/10/2019	Bank Data Service	04/10/2019		Bank Statement	PIMCO Funds 300134756 DVND 56		(113.88)	(113.88)
06/01/2020	Bank Data Service	07/01/2020		Bank Statement	PIMCO Funds 300134756 DVND 56		(154.27)	(268.15)
30/06/2020	tax@finprof.com.au	10/11/2020		General Journal	Pimco Global - June Distribution receivable		(926.14)	(1,194.29)
							(1,194.29)	(1,194.29)
<u>Fidelity Aust Equities Fund (FID0008AU)</u>								
09/10/2019	Bank Data Service	11/10/2019		Bank Statement	FIL RESPONSIBLE FIL0002382454 50		(158.21)	(158.21)
09/01/2020	Bank Data Service	10/01/2020		Bank Statement	FIL RESPONSIBLE FIL0002435122 50 [System Matched Income Data]		(753.85)	(912.06)
08/04/2020	Bank Data Service	09/04/2020		Bank Statement	FIL RESPONSIBLE FIL0003406997 50		(235.42)	(1,147.48)
30/06/2020	tax@finprof.com.au	10/11/2020		General Journal	Fidelity - June distribution receivable		(2,954.09)	(4,101.57)
							(4,101.57)	(4,101.57)

Joyce Family Superabundance Super Fund

General Ledger - Audit View

For The Period 01 July 2019 - 30 June 2020

Transaction Date	Transaction Source	Processed Date	Last Modified By	Transaction Type	Description	Units	Amount \$	Balance \$
<u>IFP Global Franchise (MAQ0404AU)</u>								
30/06/2020	tax@finprof.com.au	10/11/2020		General Journal	IFP - June distribution receivable		(5,849.64)	(5,849.64)
							(5,849.64)	(5,849.64)
<u>Walter Scott Global Equity Fund (MAQ0410AU)</u>								
30/06/2020	tax@finprof.com.au	10/11/2020		General Journal	Walter Scott - June distribution receivable		(715.61)	(715.61)
							(715.61)	(715.61)
<u>Arrowstreet Global Equity Fund (MAQ0464AU)</u>								
10/01/2020	Bank Data Service	11/01/2020		Bank Statement	MIML 1 87039 13237 50		(277.36)	(277.36)
30/06/2020	tax@finprof.com.au	10/11/2020		General Journal	Arrowstreet - June distribution receivable		(6,148.11)	(6,425.47)
							(6,425.47)	(6,425.47)
<u>Magellan Global Fund (MGE0001AU)</u>								
30/06/2020	tax@finprof.com.au	10/11/2020		General Journal	Magellan Global - June distribution receivable		(1,819.36)	(1,819.36)
							(1,819.36)	(1,819.36)
<u>Magellan Infrastructure Fd (MGE0002AU2)</u>								
08/01/2020	Bank Data Service	10/11/2020	tax@finprof.com.au	Bank Statement	MAGELLAN MAGELLAN0000912351 50		(433.89)	(433.89)
30/06/2020	tax@finprof.com.au	10/11/2020		General Journal	Magellan Infrastructure - June distribution receivable		(591.67)	(1,025.56)
							(1,025.56)	(1,025.56)
<u>Pengana Aust Equities Fund (PCL0005AU)</u>								
08/01/2020	Bank Data Service	09/01/2020		Bank Statement	Pengana Capital 100748896/PAECFA DVND 56		(1,292.95)	(1,292.95)
30/06/2020	tax@finprof.com.au	10/11/2020		General Journal	Pengana - June distribution receivable		(1,806.29)	(3,099.24)
							(3,099.24)	(3,099.24)
<u>Pendal Small Comps Fund (RFA0819AU1)</u>								
11/07/2019	Bank Data Service	10/11/2020	tax@finprof.com.au	Bank Statement	BT SWT C13864115 50		(9.00)	(9.00)
09/01/2020	Bank Data Service	10/01/2020		Bank Statement	BT SWT C13864115 50		(149.82)	(158.82)
13/03/2020	Bank Data Service	10/11/2020	tax@finprof.com.au	Bank Statement	BT SWT C13864115 50		(258.31)	(417.13)
							(417.13)	(417.13)

Joyce Family Superabundance Super Fund

General Ledger - Audit View

For The Period 01 July 2019 - 30 June 2020

Transaction Date	Transaction Source	Processed Date	Last Modified By	Transaction Type	Description	Units	Amount \$	Balance \$
<u>Resolution Cap Gbl Prop Sec Fund (WHT0015AU5)</u>								
14/01/2020	Bank Data Service	15/01/2020		Bank Statement	RBC IST Distr aubqB26G000007EF DVND 56 [System Matched Income Data]		(321.03)	(321.03)
30/06/2020	tax@finprof.com.au	10/11/2020		General Journal	Resolution Cap - June distribution receivable		(259.57)	(580.60)
							(580.60)	(580.60)
<u>Plato Australian Shares Income Fund (WHT0039AU)</u>								
05/07/2019	Bank Data Service	10/11/2020	tax@finprof.com.au	Bank Statement	RBC IST Distr aubqB26G000006A0 DVND 56 [System Matched Income Data]		0.01	0.01
13/09/2019	Bank Data Service	15/09/2019		Bank Statement	RBC IST Distr aubqB26G0000073B DVND 56		(1,144.78)	(1,144.77)
07/01/2020	Bank Data Service	08/01/2020		Bank Statement	RBC IST Distr aubqB26G000007BF DVND 56		(760.61)	(1,905.38)
06/04/2020	Bank Data Service	08/04/2020		Bank Statement	RBC IST Distr aubqB26G0000083E DVND 56 [System Matched Income Data]		(485.41)	(2,390.79)
30/06/2020	tax@finprof.com.au	10/11/2020		General Journal	Plato - June distribution receivable		(330.24)	(2,721.03)
							(2,721.03)	(2,721.03)
Changes in Market Values of Investments (24700)								
<u>Changes in Market Values of Investments (24700)</u>								
30/09/2019	SYSTEM	29/09/2019		System Journal	Revaluation - 26/09/2019 @ \$2.216100 (Exit) - 10,332.280000 Units on hand (RFA0819AU)		(453.59)	(453.59)
30/09/2019	SYSTEM	29/09/2019		System Journal	Revaluation - 25/09/2019 @ \$1.470200 (Exit) - 19,722.309900 Units on hand (MGE0002AU)		(844.11)	(1,297.70)
30/09/2019	SYSTEM	29/09/2019		System Journal	Revaluation - 26/09/2019 @ \$1.836400 (Exit) - 18,182.920200 Units on hand (WHT0015AU)		(1,805.56)	(3,103.26)
30/09/2019	SYSTEM	29/09/2019		System Journal	Revaluation - 25/09/2019 @ \$1.815300 (Exit) - 28,156.350000 Units on hand (APN0008AU)		(1,585.03)	(4,688.29)
30/09/2019	SYSTEM	29/09/2019		System Journal	Revaluation - 26/09/2019 @ \$1.008300 (Exit) - 34,214.845400 Units on hand (ETL0018AU)		(557.70)	(5,245.99)
30/09/2019	SYSTEM	29/09/2019		System Journal	Revaluation - 26/09/2019 @ \$2.852000 (Exit) - 18,516.230000 Units on hand (MAQ0410AU)		(1,934.95)	(7,180.94)
30/09/2019	SYSTEM	29/09/2019		System Journal	Revaluation - 26/09/2019 @ \$4.357400 (Exit) - 14,030.636300 Units on hand (BNT0101AU)		(2,707.91)	(9,888.85)

Joyce Family Superabundance Super Fund
General Ledger - Audit View

For The Period 01 July 2019 - 30 June 2020

Transaction Date	Transaction Source	Processed Date	Last Modified By	Transaction Type	Description	Units	Amount \$	Balance \$
30/09/2019	SYSTEM	29/09/2019		System Journal	Revaluation - 26/09/2019 @ \$1.022500 (Exit) - 24,203.635800 Units on hand (ETL0015AU)		(476.81)	(10,365.66)
30/09/2019	SYSTEM	29/09/2019		System Journal	Revaluation - 25/09/2019 @ \$1.926800 (Exit) - 28,732.330000 Units on hand (PCL0005AU)		(2,353.17)	(12,718.83)
30/09/2019	SYSTEM	29/09/2019		System Journal	Revaluation - 26/09/2019 @ \$2.328300 (Exit) - 23,050.260000 Units on hand (MAQ0404AU)		(2,332.69)	(15,051.52)
30/09/2019	SYSTEM	29/09/2019		System Journal	Revaluation - 26/09/2019 @ \$1.268600 (Exit) - 39,339.103100 Units on hand (WHT0039AU)		562.55	(14,488.97)
30/09/2019	SYSTEM	29/09/2019		System Journal	Revaluation - 25/09/2019 @ \$2.537100 (Exit) - 17,327.290000 Units on hand (MGE0001AU)		(2,240.42)	(16,729.39)
30/09/2019	SYSTEM	29/09/2019		System Journal	Revaluation - 25/09/2019 @ \$1.047300 (Exit) - 22,826.880900 Units on hand (CSA0038AU)		38.81	(16,690.58)
30/09/2019	SYSTEM	29/09/2019		System Journal	Revaluation - 26/09/2019 @ \$1.111800 (Exit) - 59,852.540000 Units on hand (MAQ0464AU)		(1,735.72)	(18,426.30)
30/09/2019	SYSTEM	29/09/2019		System Journal	Revaluation - 26/09/2019 @ \$36.203600 (Exit) - 1,841.020000 Units on hand (FID0008AU)		(1,508.16)	(19,934.46)
31/10/2019	SYSTEM	30/10/2019		System Journal	Revaluation - 29/10/2019 @ \$2.208600 (Exit) - 10,332.280000 Units on hand (RFA0819AU)		77.50	(19,856.96)
31/10/2019	SYSTEM	30/10/2019		System Journal	Revaluation - 28/10/2019 @ \$1.473000 (Exit) - 19,722.309900 Units on hand (MGE0002AU)		(55.22)	(19,912.18)
31/10/2019	SYSTEM	30/10/2019		System Journal	Revaluation - 29/10/2019 @ \$1.859100 (Exit) - 18,182.920200 Units on hand (WHT0015AU)		(412.76)	(20,324.94)
31/10/2019	SYSTEM	30/10/2019		System Journal	Revaluation - 29/10/2019 @ \$1.832100 (Exit) - 28,156.350000 Units on hand (APN0008AU)		(473.03)	(20,797.97)
31/10/2019	SYSTEM	30/10/2019		System Journal	Revaluation - 29/10/2019 @ \$0.999800 (Exit) - 34,214.845400 Units on hand (ETL0018AU)		290.83	(20,507.14)
31/10/2019	SYSTEM	30/10/2019		System Journal	Revaluation - 29/10/2019 @ \$2.853300 (Exit) - 18,516.230000 Units on hand (MAQ0410AU)		(24.07)	(20,531.21)

Joyce Family Superabundance Super Fund
General Ledger - Audit View

For The Period 01 July 2019 - 30 June 2020

Transaction Date	Transaction Source	Processed Date	Last Modified By	Transaction Type	Description	Units	Amount \$	Balance \$
31/10/2019	SYSTEM	30/10/2019		System Journal	Revaluation - 29/10/2019 @ \$4.430800 (Exit) - 14,030.636300 Units on hand (BNT0101AU)		(1,029.85)	(21,561.06)
31/10/2019	SYSTEM	30/10/2019		System Journal	Revaluation - 29/10/2019 @ \$1.011700 (Exit) - 24,203.635800 Units on hand (ETL0015AU)		261.40	(21,299.66)
31/10/2019	SYSTEM	30/10/2019		System Journal	Revaluation - 28/10/2019 @ \$1.939500 (Exit) - 28,732.330000 Units on hand (PCL0005AU)		(364.90)	(21,664.56)
31/10/2019	SYSTEM	30/10/2019		System Journal	Revaluation - 29/10/2019 @ \$2.306900 (Exit) - 23,050.260000 Units on hand (MAQ0404AU)		493.28	(21,171.28)
31/10/2019	SYSTEM	30/10/2019		System Journal	Revaluation - 29/10/2019 @ \$1.275300 (Exit) - 39,339.103100 Units on hand (WHT0039AU)		(263.57)	(21,434.85)
31/10/2019	SYSTEM	30/10/2019		System Journal	Revaluation - 28/10/2019 @ \$2.529300 (Exit) - 17,327.290000 Units on hand (MGE0001AU)		135.16	(21,299.69)
31/10/2019	SYSTEM	30/10/2019		System Journal	Revaluation - 28/10/2019 @ \$1.044000 (Exit) - 22,826.880900 Units on hand (CSA0038AU)		75.33	(21,224.36)
31/10/2019	SYSTEM	30/10/2019		System Journal	Revaluation - 29/10/2019 @ \$1.124600 (Exit) - 59,852.540000 Units on hand (MAQ0464AU)		(766.12)	(21,990.48)
31/10/2019	SYSTEM	30/10/2019		System Journal	Revaluation - 29/10/2019 @ \$36.389600 (Exit) - 1,841.020000 Units on hand (FID0008AU)		(342.43)	(22,332.91)
30/11/2019	SYSTEM	29/11/2019		System Journal	Revaluation - 28/11/2019 @ \$2.239400 (Exit) - 10,332.280000 Units on hand (RFA0819AU)		(318.24)	(22,651.15)
30/11/2019	SYSTEM	29/11/2019		System Journal	Revaluation - 27/11/2019 @ \$1.485700 (Exit) - 19,722.309900 Units on hand (MGE0002AU)		(250.48)	(22,901.63)
30/11/2019	SYSTEM	29/11/2019		System Journal	Revaluation - 28/11/2019 @ \$1.874200 (Exit) - 18,182.920200 Units on hand (WHT0015AU)		(274.56)	(23,176.19)
30/11/2019	SYSTEM	29/11/2019		System Journal	Revaluation - 28/11/2019 @ \$1.845100 (Exit) - 28,156.350000 Units on hand (APN0008AU)		(366.03)	(23,542.22)
30/11/2019	SYSTEM	29/11/2019		System Journal	Revaluation - 28/11/2019 @ \$1.001300 (Exit) - 34,214.845400 Units on hand (ETL0018AU)		(51.32)	(23,593.54)

Joyce Family Superabundance Super Fund
General Ledger - Audit View

For The Period 01 July 2019 - 30 June 2020

Transaction Date	Transaction Source	Processed Date	Last Modified By	Transaction Type	Description	Units	Amount \$	Balance \$
30/11/2019	SYSTEM	29/11/2019		System Journal	Revaluation - 28/11/2019 @ \$2.983300 (Exit) - 18,516.230000 Units on hand (MAQ0410AU)		(2,407.11)	(26,000.65)
30/11/2019	SYSTEM	29/11/2019		System Journal	Revaluation - 28/11/2019 @ \$4.671400 (Exit) - 14,030.636300 Units on hand (BNT0101AU)		(3,375.77)	(29,376.42)
30/11/2019	SYSTEM	29/11/2019		System Journal	Revaluation - 28/11/2019 @ \$1.023600 (Exit) - 24,203.635800 Units on hand (ETL0015AU)		(288.02)	(29,664.44)
30/11/2019	SYSTEM	29/11/2019		System Journal	Revaluation - 27/11/2019 @ \$1.991300 (Exit) - 28,732.330000 Units on hand (PCL0005AU)		(1,488.34)	(31,152.78)
30/11/2019	SYSTEM	29/11/2019		System Journal	Revaluation - 28/11/2019 @ \$2.427000 (Exit) - 23,050.260000 Units on hand (MAQ0404AU)		(2,768.34)	(33,921.12)
30/11/2019	SYSTEM	29/11/2019		System Journal	Revaluation - 28/11/2019 @ \$1.303300 (Exit) - 39,339.103100 Units on hand (WHT0039AU)		(1,101.49)	(35,022.61)
30/11/2019	SYSTEM	29/11/2019		System Journal	Revaluation - 27/11/2019 @ \$2.626400 (Exit) - 17,327.290000 Units on hand (MGE0001AU)		(1,682.48)	(36,705.09)
30/11/2019	SYSTEM	29/11/2019		System Journal	Revaluation - 28/11/2019 @ \$1.169600 (Exit) - 59,852.540000 Units on hand (MAQ0464AU)		(2,693.36)	(39,398.45)
30/11/2019	SYSTEM	29/11/2019		System Journal	Revaluation - 28/11/2019 @ \$37.158600 (Exit) - 1,841.020000 Units on hand (FID0008AU)		(1,415.75)	(40,814.20)
31/12/2019	SYSTEM	30/12/2019		System Journal	Revaluation - 27/12/2019 @ \$2.244900 (Exit) - 10,332.280000 Units on hand (RFA0819AU)		(56.83)	(40,871.03)
31/12/2019	SYSTEM	30/12/2019		System Journal	Revaluation - 24/12/2019 @ \$1.510300 (Exit) - 19,722.309900 Units on hand (MGE0002AU)		(485.16)	(41,356.19)
31/12/2019	SYSTEM	30/12/2019		System Journal	Revaluation - 27/12/2019 @ \$1.847000 (Exit) - 18,182.920200 Units on hand (WHT0015AU)		494.58	(40,861.61)
31/12/2019	SYSTEM	30/12/2019		System Journal	Revaluation - 27/12/2019 @ \$1.798700 (Exit) - 28,156.350000 Units on hand (APN0008AU)		1,306.45	(39,555.16)
31/12/2019	SYSTEM	30/12/2019		System Journal	Revaluation - 27/12/2019 @ \$1.003500 (Exit) - 34,214.845400 Units on hand (ETL0018AU)		(75.28)	(39,630.44)

Joyce Family Superabundance Super Fund
General Ledger - Audit View

For The Period 01 July 2019 - 30 June 2020

Transaction Date	Transaction Source	Processed Date	Last Modified By	Transaction Type	Description	Units	Amount \$	Balance \$
31/12/2019	SYSTEM	30/12/2019		System Journal	Revaluation - 27/12/2019 @ \$2.987400 (Exit) - 18,516.230000 Units on hand (MAQ0410AU)		(75.92)	(39,706.36)
31/12/2019	SYSTEM	30/12/2019		System Journal	Revaluation - 27/12/2019 @ \$4.641500 (Exit) - 14,030.636300 Units on hand (BNT0101AU)		419.51	(39,286.85)
31/12/2019	SYSTEM	30/12/2019		System Journal	Revaluation - 27/12/2019 @ \$1.010300 (Exit) - 24,203.635800 Units on hand (ETL0015AU)		321.91	(38,964.94)
31/12/2019	SYSTEM	30/12/2019		System Journal	Revaluation - 20/12/2019 @ \$1.953800 (Exit) - 28,732.330000 Units on hand (PCL0005AU)		1,077.46	(37,887.48)
31/12/2019	SYSTEM	30/12/2019		System Journal	Revaluation - 27/12/2019 @ \$2.456800 (Exit) - 23,050.260000 Units on hand (MAQ0404AU)		(686.90)	(38,574.38)
31/12/2019	SYSTEM	30/12/2019		System Journal	Revaluation - 27/12/2019 @ \$1.300300 (Exit) - 39,339.103100 Units on hand (WHT0039AU)		118.01	(38,456.37)
31/12/2019	SYSTEM	30/12/2019		System Journal	Revaluation - 24/12/2019 @ \$2.638400 (Exit) - 17,327.290000 Units on hand (MGE0001AU)		(207.93)	(38,664.30)
31/12/2019	SYSTEM	30/12/2019		System Journal	Revaluation - 24/12/2019 @ \$1.050300 (Exit) - 22,826.880900 Units on hand (CSA0038AU)		(143.81)	(38,808.11)
31/12/2019	SYSTEM	30/12/2019		System Journal	Revaluation - 27/12/2019 @ \$1.168700 (Exit) - 59,852.540000 Units on hand (MAQ0464AU)		53.87	(38,754.24)
31/12/2019	SYSTEM	30/12/2019		System Journal	Revaluation - 27/12/2019 @ \$37.001200 (Exit) - 1,841.020000 Units on hand (FID0008AU)		289.78	(38,464.46)
31/01/2020	SYSTEM	30/01/2020		System Journal	Revaluation - 29/01/2020 @ \$2.271400 (Exit) - 10,332.280000 Units on hand (RFA0819AU)		(273.80)	(38,738.26)
31/01/2020	SYSTEM	30/01/2020		System Journal	Revaluation - 28/01/2020 @ \$1.520400 (Exit) - 19,722.309900 Units on hand (MGE0002AU)		(199.20)	(38,937.46)
31/01/2020	SYSTEM	30/01/2020		System Journal	Revaluation - 29/01/2020 @ \$1.900200 (Exit) - 18,182.920200 Units on hand (WHT0015AU)		(967.33)	(39,904.79)
31/01/2020	SYSTEM	30/01/2020		System Journal	Revaluation - 29/01/2020 @ \$1.845900 (Exit) - 28,156.350000 Units on hand (APN0008AU)		(1,328.98)	(41,233.77)

Joyce Family Superabundance Super Fund
General Ledger - Audit View

For The Period 01 July 2019 - 30 June 2020

Transaction Date	Transaction Source	Processed Date	Last Modified By	Transaction Type	Description	Units	Amount \$	Balance \$
31/01/2020	SYSTEM	30/01/2020		System Journal	Revaluation - 29/01/2020 @ \$1.013400 (Exit) - 34,214.845400 Units on hand (ETL0018AU)		(338.72)	(41,572.49)
31/01/2020	SYSTEM	30/01/2020		System Journal	Revaluation - 29/01/2020 @ \$3.076700 (Exit) - 18,516.230000 Units on hand (MAQ0410AU)		(1,653.49)	(43,225.98)
31/01/2020	SYSTEM	30/01/2020		System Journal	Revaluation - 29/01/2020 @ \$4.709800 (Exit) - 14,030.636300 Units on hand (BNT0101AU)		(958.29)	(44,184.27)
31/01/2020	SYSTEM	30/01/2020		System Journal	Revaluation - 29/01/2020 @ \$1.025400 (Exit) - 24,203.635800 Units on hand (ETL0015AU)		(365.48)	(44,549.75)
31/01/2020	SYSTEM	30/01/2020		System Journal	Revaluation - 28/01/2020 @ \$1.921900 (Exit) - 28,732.330000 Units on hand (PCL0005AU)		916.56	(43,633.19)
31/01/2020	SYSTEM	30/01/2020		System Journal	Revaluation - 29/01/2020 @ \$2.557100 (Exit) - 23,050.260000 Units on hand (MAQ0404AU)		(2,311.94)	(45,945.13)
31/01/2020	SYSTEM	30/01/2020		System Journal	Revaluation - 29/01/2020 @ \$1.313500 (Exit) - 39,339.103100 Units on hand (WHT0039AU)		(519.27)	(46,464.40)
31/01/2020	SYSTEM	30/01/2020		System Journal	Revaluation - 28/01/2020 @ \$2.784200 (Exit) - 17,327.290000 Units on hand (MGE0001AU)		(2,526.32)	(48,990.72)
31/01/2020	SYSTEM	30/01/2020		System Journal	Revaluation - 29/01/2020 @ \$1.198200 (Exit) - 59,852.540000 Units on hand (MAQ0464AU)		(1,765.65)	(50,756.37)
31/01/2020	SYSTEM	30/01/2020		System Journal	Revaluation - 30/11/2019 @ \$0.076000 (Net Asset Value) - 11,709.840000 Units on hand (LMI0004AU)		749.43	(50,006.94)
31/01/2020	SYSTEM	30/01/2020		System Journal	Revaluation - 29/01/2020 @ \$37.421400 (Exit) - 1,841.020000 Units on hand (FID0008AU)		(773.60)	(50,780.54)
24/02/2020	Bank Data Service	25/02/2020		Bank Statement	Pengana Capital 100748896/PAECFA 50 (Auto reprocessed due to distribution entered / deleted on 30/06/2020) (PCL0005AU)		(2,346.44)	(53,126.98)
24/02/2020	SYSTEM	10/11/2020		System Journal	Unrealised Gain writeback as at 24/02/2020 (PCL0005AU)		1,843.27	(51,283.71)
30/06/2020	tax@finprof.com.au	10/11/2020		General Journal	Balance unit holdings (MGE0001AU)		0.01	(51,283.70)
30/06/2020	Julie Chapman	11/11/2020		System Journal	Revaluation - 30/06/2020 @ \$2.066200 (Exit) - 10,332.280000 Units on hand		2,120.18	(49,163.52)

Joyce Family Superabundance Super Fund
General Ledger - Audit View

For The Period 01 July 2019 - 30 June 2020

Transaction Date	Transaction Source	Processed Date	Last Modified By	Transaction Type	Description	Units	Amount \$	Balance \$
					(RFA0819AU)			
30/06/2020	Julie Chapman	11/11/2020		System Journal	Revaluation - 30/06/2020 @ \$1.280900 (Exit) - 19,722.309900 Units on hand (MGE0002AU)		4,723.49	(44,440.03)
30/06/2020	Julie Chapman	11/11/2020		System Journal	Revaluation - 30/06/2020 @ \$1.545200 (Exit) - 18,182.920200 Units on hand (WHT0015AU)		6,454.93	(37,985.10)
30/06/2020	Julie Chapman	11/11/2020		System Journal	Revaluation - 30/06/2020 @ \$1.277100 (Exit) - 28,156.350000 Units on hand (APN0008AU)		16,015.34	(21,969.76)
30/06/2020	Julie Chapman	11/11/2020		System Journal	Revaluation - 30/06/2020 @ \$1.019800 (Exit) - 34,214.845400 Units on hand (ETL0018AU)		(218.98)	(22,188.74)
30/06/2020	Julie Chapman	11/11/2020		System Journal	Revaluation - 30/06/2020 @ \$2.903900 (Exit) - 18,516.230000 Units on hand (MAQ0410AU)		3,199.60	(18,989.14)
30/06/2020	Julie Chapman	11/11/2020		System Journal	Revaluation - 30/06/2020 @ \$4.783800 (Exit) - 14,030.636300 Units on hand (BNT0101AU)		(1,038.27)	(20,027.41)
30/06/2020	Julie Chapman	11/11/2020		System Journal	Revaluation - 30/06/2020 @ \$1.023400 (Exit) - 24,203.635800 Units on hand (ETL0015AU)		48.41	(19,979.00)
30/06/2020	Julie Chapman	11/11/2020		System Journal	Revaluation - 30/06/2020 @ \$1.732500 (Exit) - 18,587.770000 Units on hand (PCL0005AU)		3,520.53	(16,458.47)
30/06/2020	Julie Chapman	11/11/2020		System Journal	Revaluation - 30/06/2020 @ \$2.384200 (Exit) - 23,050.260000 Units on hand (MAQ0404AU)		3,985.39	(12,473.08)
30/06/2020	Julie Chapman	11/11/2020		System Journal	Revaluation - 30/06/2020 @ \$1.123400 (Exit) - 39,339.103100 Units on hand (WHT0039AU)		7,478.36	(4,994.72)
30/06/2020	Julie Chapman	11/11/2020		System Journal	Revaluation - 30/06/2020 @ \$2.623600 (Exit) - 17,327.286700 Units on hand (MGE0001AU)		2,782.76	(2,211.96)
30/06/2020	Julie Chapman	11/11/2020		System Journal	Revaluation - 30/06/2020 @ \$1.006400 (Exit) - 22,826.880900 Units on hand (CSA0038AU)		1,002.10	(1,209.86)
30/06/2020	Julie Chapman	11/11/2020		System Journal	Revaluation - 30/06/2020 @ \$1.112900 (Exit) - 59,852.540000 Units on hand (MAQ0464AU)		5,105.42	3,895.56
30/06/2020	Julie Chapman	11/11/2020		System Journal	Revaluation - 30/06/2020 @ \$0.056000 (Net Asset Value) - 11,709.840000 Units on hand		234.20	4,129.76

Joyce Family Superabundance Super Fund

General Ledger - Audit View

For The Period 01 July 2019 - 30 June 2020

Transaction Date	Transaction Source	Processed Date	Last Modified By	Transaction Type	Description	Units	Amount \$	Balance \$
30/06/2020	Julie Chapman	11/11/2020		System Journal	(LMI0004AU) Revaluation - 30/06/2020 @ \$32.641000 (Exit) - 1,841.020000 Units on hand (FID0008AU)		8,800.82	12,930.58
							12,930.58	12,930.58
Interest Received (25000)								
<u>Macquarie - Cash Management Account (MBL960894822)</u>								
31/07/2019	Bank Data Service	08/08/2019		Bank Statement	MACQUARIE CMA INTEREST PAID INTR 73		(28.49)	(28.49)
30/08/2019	Bank Data Service	01/09/2019		Bank Statement	MACQUARIE CMA INTEREST PAID INTR 73		(30.40)	(58.89)
30/09/2019	Bank Data Service	02/10/2019		Bank Statement	MACQUARIE CMA INTEREST PAID INTR 73		(27.10)	(85.99)
31/10/2019	Bank Data Service	01/11/2019		Bank Statement	MACQUARIE CMA INTEREST PAID INTR 73		(18.61)	(104.60)
29/11/2019	Bank Data Service	01/12/2019		Bank Statement	MACQUARIE CMA INTEREST PAID INTR 73		(14.58)	(119.18)
31/12/2019	Bank Data Service	01/01/2020		Bank Statement	MACQUARIE CMA INTEREST PAID INTR 73		(13.20)	(132.38)
31/01/2020	Bank Data Service	02/02/2020		Bank Statement	MACQUARIE CMA INTEREST PAID INTR 73		(11.72)	(144.10)
28/02/2020	Bank Data Service	01/03/2020		Bank Statement	MACQUARIE CMA INTEREST PAID INTR 73		(10.68)	(154.78)
31/03/2020	Bank Data Service	02/04/2020		Bank Statement	MACQUARIE CMA INTEREST PAID INTR 73		(8.64)	(163.42)
30/04/2020	Bank Data Service	01/05/2020		Bank Statement	MACQUARIE CMA INTEREST PAID INTR 73		(1.51)	(164.93)
29/05/2020	Bank Data Service	31/05/2020		Bank Statement	MACQUARIE CMA INTEREST PAID INTR 73		(1.29)	(166.22)
30/06/2020	Bank Data Service	07/08/2020		Bank Statement	MACQUARIE CMA INTEREST PAID INTR 73		(1.24)	(167.46)
							(167.46)	(167.46)
Accountancy Fees (30100)								
<u>Accountancy Fees (30100)</u>								
20/09/2019	Bank Data Service	21/09/2019		Bank Statement	TAX & ACCOUNTING SPINV#2507 DT		2,562.50	2,562.50
							2,562.50	2,562.50
Administration Costs (30200)								
<u>Administration Costs (30200)</u>								
20/09/2019	Bank Data Service	21/09/2019		Bank Statement	TAX & ACCOUNTING SPINV#2507 DT		256.25	256.25
06/01/2020	Bank Data Service	07/01/2020		Bank Statement	FUNDS TFR TO FINANCIAL PROFESSIONALS DD		430.50	686.75
06/01/2020	Bank Data Service	07/01/2020		Bank Statement	FUNDS TFR TO FINANCIAL PROFESSIONALS		358.75	1,045.50

Joyce Family Superabundance Super Fund

General Ledger - Audit View

For The Period 01 July 2019 - 30 June 2020

Transaction Date	Transaction Source	Processed Date	Last Modified By	Transaction Type	Description	Units	Amount \$	Balance \$
					DD		1,045.50	1,045.50
<u>ATO Supervisory Levy (30400)</u>								
<u>ATO Supervisory Levy (30400)</u>								
25/09/2019	Bank Data Service	26/09/2019		Bank Statement	ATO ATO007000011235643 50		259.00	259.00
							259.00	259.00
<u>Auditor's Remuneration (30700)</u>								
<u>Auditor's Remuneration (30700)</u>								
20/09/2019	Bank Data Service	21/09/2019		Bank Statement	TAX & ACCOUNTING SPINV#2507 DT		461.25	461.25
							461.25	461.25
<u>Investment Expenses (37500)</u>								
<u>Investment Expenses (00011)</u>								
12/07/2019	Bank Data Service	10/11/2020	tax@finprof.com.au	Bank Statement	JUNE 19 IMS FEE DT		2,468.47	2,468.47
16/10/2019	Bank Data Service	10/11/2020	tax@finprof.com.au	Bank Statement	SEPT 19 IMS FEE DT		2,484.19	4,952.66
15/01/2020	Bank Data Service	10/11/2020	tax@finprof.com.au	Bank Statement	DEC 19 IMS FEE DT		2,488.60	7,441.26
16/04/2020	Bank Data Service	10/11/2020	tax@finprof.com.au	Bank Statement	MARCH 2020 IMS FEE DT		2,188.73	9,629.99
30/06/2020	tax@finprof.com.au	10/11/2020		General Journal	Prior year BAS lodged		(2,708.00)	6,921.99
							6,921.99	6,921.99
<u>Pensions Paid (41600)</u>								
<u>(Pensions Paid) Joyce, Carole Grace Florence - Pension (Account Based Pension 3) (JOYCAR00004P)</u>								
01/07/2019	Bank Data Service	08/08/2019		Bank Statement	R/P TO CBA J & C JOYCE 46		1,600.00	1,600.00
01/08/2019	Bank Data Service	08/08/2019		Bank Statement	R/P TO CBA J & C JOYCE 46		1,800.00	3,400.00
30/08/2019	Bank Data Service	31/08/2019		Bank Statement	R/P TO CBA J & C JOYCE 46		1,800.00	5,200.00
01/10/2019	Bank Data Service	02/10/2019		Bank Statement	R/P TO CBA J & C JOYCE 46		1,800.00	7,000.00
01/11/2019	Bank Data Service	04/11/2019		Bank Statement	R/P TO CBA J & C JOYCE 46		1,800.00	8,800.00
29/11/2019	Bank Data Service	30/11/2019		Bank Statement	R/P TO CBA J & C JOYCE 46		1,800.00	10,600.00
31/12/2019	Bank Data Service	01/01/2020		Bank Statement	R/P TO CBA J & C JOYCE 46		1,800.00	12,400.00
31/01/2020	Bank Data Service	01/02/2020		Bank Statement	R/P TO CBA J & C JOYCE 46		1,800.00	14,200.00

Joyce Family Superabundance Super Fund

General Ledger - Audit View

For The Period 01 July 2019 - 30 June 2020

Transaction Date	Transaction Source	Processed Date	Last Modified By	Transaction Type	Description	Units	Amount \$	Balance \$
28/02/2020	Bank Data Service	29/02/2020		Bank Statement	R/P TO CBA J & C JOYCE 46		1,800.00	16,000.00
01/04/2020	Bank Data Service	02/04/2020		Bank Statement	R/P TO CBA J & C JOYCE 46		1,800.00	17,800.00
01/05/2020	Bank Data Service	02/05/2020		Bank Statement	R/P TO CBA J & C JOYCE 46		1,800.00	19,600.00
							19,600.00	19,600.00
<u>(Pensions Paid) Joyce, James Thomas - Pension (Account Based Pension 2) (JOYJAM00003P)</u>								
01/07/2019	Bank Data Service	08/08/2019		Bank Statement	R/P TO CBA J & C JOYCE 46		2,400.00	2,400.00
01/08/2019	Bank Data Service	08/08/2019		Bank Statement	R/P TO CBA J & C JOYCE 46		2,700.00	5,100.00
30/08/2019	Bank Data Service	31/08/2019		Bank Statement	R/P TO CBA J & C JOYCE 46		2,700.00	7,800.00
01/10/2019	Bank Data Service	02/10/2019		Bank Statement	R/P TO CBA J & C JOYCE 46		2,700.00	10,500.00
01/11/2019	Bank Data Service	04/11/2019		Bank Statement	R/P TO CBA J & C JOYCE 46		2,700.00	13,200.00
29/11/2019	Bank Data Service	30/11/2019		Bank Statement	R/P TO CBA J & C JOYCE 46		2,700.00	15,900.00
31/12/2019	Bank Data Service	01/01/2020		Bank Statement	R/P TO CBA J & C JOYCE 46		2,700.00	18,600.00
31/01/2020	Bank Data Service	01/02/2020		Bank Statement	R/P TO CBA J & C JOYCE 46		2,700.00	21,300.00
28/02/2020	Bank Data Service	29/02/2020		Bank Statement	R/P TO CBA J & C JOYCE 46		2,700.00	24,000.00
01/04/2020	Bank Data Service	02/04/2020		Bank Statement	R/P TO CBA J & C JOYCE 46		2,700.00	26,700.00
01/05/2020	Bank Data Service	02/05/2020		Bank Statement	R/P TO CBA J & C JOYCE 46		2,700.00	29,400.00
							29,400.00	29,400.00
<u>Income Tax Expense (48500)</u>								
<u>Income Tax Expense (48500)</u>								
30/06/2020	Julie Chapman	11/11/2020		System Journal	Create Entries - Franking Credits Adjustment - 30/06/2020		(2,720.31)	(2,720.31)
							(2,720.31)	(2,720.31)
<u>Profit/Loss Allocation Account (49000)</u>								
<u>Profit/Loss Allocation Account (49000)</u>								
01/07/2019	SYSTEM	08/08/2019		System Journal	System Member Journals		(2,400.00)	(2,400.00)
01/07/2019	SYSTEM	08/08/2019		System Journal	System Member Journals		(1,600.00)	(4,000.00)
01/08/2019	SYSTEM	08/08/2019		System Journal	System Member Journals		(2,700.00)	(6,700.00)
01/08/2019	SYSTEM	08/08/2019		System Journal	System Member Journals		(1,800.00)	(8,500.00)
30/08/2019	SYSTEM	31/08/2019		System Journal	System Member Journals		(2,700.00)	(11,200.00)

Joyce Family Superabundance Super Fund
General Ledger - Audit View

For The Period 01 July 2019 - 30 June 2020

Transaction Date	Transaction Source	Processed Date	Last Modified By	Transaction Type	Description	Units	Amount \$	Balance \$
30/08/2019	SYSTEM	31/08/2019		System Journal	System Member Journals		(1,800.00)	(13,000.00)
01/10/2019	SYSTEM	02/10/2019		System Journal	System Member Journals		(2,700.00)	(15,700.00)
01/10/2019	SYSTEM	02/10/2019		System Journal	System Member Journals		(1,800.00)	(17,500.00)
28/10/2019	SYSTEM	28/10/2019		System Journal	Profit/Loss Allocation - 28/10/2019		7,104.70	(10,395.30)
28/10/2019	SYSTEM	28/10/2019		System Journal	Profit/Loss Allocation - 28/10/2019		9,880.00	(515.30)
01/11/2019	SYSTEM	04/11/2019		System Journal	System Member Journals		(2,700.00)	(3,215.30)
01/11/2019	SYSTEM	04/11/2019		System Journal	System Member Journals		(1,800.00)	(5,015.30)
29/11/2019	SYSTEM	30/11/2019		System Journal	System Member Journals		(2,700.00)	(7,715.30)
29/11/2019	SYSTEM	30/11/2019		System Journal	System Member Journals		(1,800.00)	(9,515.30)
31/12/2019	SYSTEM	01/01/2020		System Journal	System Member Journals		(2,700.00)	(12,215.30)
31/12/2019	SYSTEM	01/01/2020		System Journal	System Member Journals		(1,800.00)	(14,015.30)
31/01/2020	SYSTEM	01/02/2020		System Journal	System Member Journals		(2,700.00)	(16,715.30)
31/01/2020	SYSTEM	01/02/2020		System Journal	System Member Journals		(1,800.00)	(18,515.30)
28/02/2020	SYSTEM	29/02/2020		System Journal	System Member Journals		(2,700.00)	(21,215.30)
28/02/2020	SYSTEM	29/02/2020		System Journal	System Member Journals		(1,800.00)	(23,015.30)
01/04/2020	SYSTEM	02/04/2020		System Journal	System Member Journals		(2,700.00)	(25,715.30)
01/04/2020	SYSTEM	02/04/2020		System Journal	System Member Journals		(1,800.00)	(27,515.30)
01/05/2020	SYSTEM	02/05/2020		System Journal	System Member Journals		(2,700.00)	(30,215.30)
01/05/2020	SYSTEM	02/05/2020		System Journal	System Member Journals		(1,800.00)	(32,015.30)
30/06/2020	Julie Chapman	11/11/2020		System Journal	Create Entries - Profit/Loss Allocation - 30/06/2020		1,182.79	(30,832.51)
30/06/2020	Julie Chapman	11/11/2020		System Journal	Create Entries - Profit/Loss Allocation - 30/06/2020		860.35	(29,972.16)
							(29,972.16)	(29,972.16)

Opening Balance (50010)

(Opening Balance) Joyce, Carole Grace Florence - Pension (Account Based Pension 3) (JOYCAR00004P)

01/07/2019	Opening Balance				Opening Balance			(296,067.90)
01/07/2019	86306	18/05/2020		System Journal	Close Period Journal		(3,598.04)	(299,665.94)
							(3,598.04)	(299,665.94)

(Opening Balance) Joyce, James Thomas - Pension (Account Based Pension 2) (JOYJAM00003P)

Joyce Family Superabundance Super Fund

General Ledger - Audit View

For The Period 01 July 2019 - 30 June 2020

Transaction Date	Transaction Source	Processed Date	Last Modified By	Transaction Type	Description	Units	Amount \$	Balance \$
01/07/2019	Opening Balance				Opening Balance			(413,963.58)
01/07/2019	86306	18/05/2020		System Journal	Close Period Journal		(3,558.95)	(417,522.53)
							(3,558.95)	(417,522.53)
Share of Profit/(Loss) (53100)								
<u>(Share of Profit/(Loss)) Joyce, Carole Grace Florence - Pension (Account Based Pension 3) (JOYCAR00004P)</u>								
01/07/2019	Opening Balance				Opening Balance			(21,358.04)
01/07/2019	86306	18/05/2020		System Journal	Close Period Journal		21,358.04	0.00
28/10/2019	SYSTEM	28/10/2019		System Journal	Profit/Loss Allocation - 28/10/2019		(7,104.70)	(7,104.70)
30/06/2020	Julie Chapman	11/11/2020		System Journal	Create Entries - Profit/Loss Allocation - 30/06/2020		(860.35)	(7,965.05)
							13,392.99	(7,965.05)
<u>(Share of Profit/(Loss)) Joyce, James Thomas - Pension (Account Based Pension 2) (JOYJAM00003P)</u>								
01/07/2019	Opening Balance				Opening Balance			(29,798.95)
01/07/2019	86306	18/05/2020		System Journal	Close Period Journal		29,798.95	0.00
28/10/2019	SYSTEM	28/10/2019		System Journal	Profit/Loss Allocation - 28/10/2019		(9,880.00)	(9,880.00)
30/06/2020	Julie Chapman	11/11/2020		System Journal	Create Entries - Profit/Loss Allocation - 30/06/2020		(1,182.79)	(11,062.79)
							18,736.16	(11,062.79)
Pensions Paid (54160)								
<u>(Pensions Paid) Joyce, Carole Grace Florence - Pension (Account Based Pension 3) (JOYCAR00004P)</u>								
01/07/2019	Opening Balance				Opening Balance			17,760.00
01/07/2019	SYSTEM	08/08/2019		System Journal	System Member Journals		1,600.00	19,360.00
01/07/2019	86306	18/05/2020		System Journal	Close Period Journal		(17,760.00)	1,600.00
01/08/2019	SYSTEM	08/08/2019		System Journal	System Member Journals		1,800.00	3,400.00
30/08/2019	SYSTEM	31/08/2019		System Journal	System Member Journals		1,800.00	5,200.00
01/10/2019	SYSTEM	02/10/2019		System Journal	System Member Journals		1,800.00	7,000.00
01/11/2019	SYSTEM	04/11/2019		System Journal	System Member Journals		1,800.00	8,800.00
29/11/2019	SYSTEM	30/11/2019		System Journal	System Member Journals		1,800.00	10,600.00
31/12/2019	SYSTEM	01/01/2020		System Journal	System Member Journals		1,800.00	12,400.00

Joyce Family Superabundance Super Fund

General Ledger - Audit View

For The Period 01 July 2019 - 30 June 2020

Transaction Date	Transaction Source	Processed Date	Last Modified By	Transaction Type	Description	Units	Amount \$	Balance \$
31/01/2020	SYSTEM	01/02/2020		System Journal	System Member Journals		1,800.00	14,200.00
28/02/2020	SYSTEM	29/02/2020		System Journal	System Member Journals		1,800.00	16,000.00
01/04/2020	SYSTEM	02/04/2020		System Journal	System Member Journals		1,800.00	17,800.00
01/05/2020	SYSTEM	02/05/2020		System Journal	System Member Journals		1,800.00	19,600.00
							1,840.00	19,600.00
<u>(Pensions Paid) Joyce, James Thomas - Pension (Account Based Pension 2) (JOYJAM00003P)</u>								
01/07/2019	Opening Balance				Opening Balance			26,240.00
01/07/2019	SYSTEM	08/08/2019		System Journal	System Member Journals		2,400.00	28,640.00
01/07/2019	86306	18/05/2020		System Journal	Close Period Journal		(26,240.00)	2,400.00
01/08/2019	SYSTEM	08/08/2019		System Journal	System Member Journals		2,700.00	5,100.00
30/08/2019	SYSTEM	31/08/2019		System Journal	System Member Journals		2,700.00	7,800.00
01/10/2019	SYSTEM	02/10/2019		System Journal	System Member Journals		2,700.00	10,500.00
01/11/2019	SYSTEM	04/11/2019		System Journal	System Member Journals		2,700.00	13,200.00
29/11/2019	SYSTEM	30/11/2019		System Journal	System Member Journals		2,700.00	15,900.00
31/12/2019	SYSTEM	01/01/2020		System Journal	System Member Journals		2,700.00	18,600.00
31/01/2020	SYSTEM	01/02/2020		System Journal	System Member Journals		2,700.00	21,300.00
28/02/2020	SYSTEM	29/02/2020		System Journal	System Member Journals		2,700.00	24,000.00
01/04/2020	SYSTEM	02/04/2020		System Journal	System Member Journals		2,700.00	26,700.00
01/05/2020	SYSTEM	02/05/2020		System Journal	System Member Journals		2,700.00	29,400.00
							3,160.00	29,400.00
Bank Accounts (60400)								
<u>Macquarie - Cash Management Account (MBL960894822)</u>								
01/07/2019	Opening Balance				Opening Balance			29,440.05
01/07/2019	Bank Data Service	08/08/2019		Bank Statement	R/P TO CBA J & C JOYCE 46		(4,000.00)	25,440.05
05/07/2019	Bank Data Service	10/11/2020	tax@finprof.com.au	Bank Statement	RBC IST Distr aubqB26G000006A0 DVND 56 [System Matched Income Data]		537.43	25,977.48
09/07/2019	Bank Data Service	10/11/2020	tax@finprof.com.au	Bank Statement	MIML 1 87039 12924 50		4,313.40	30,290.88
09/07/2019	Bank Data Service	10/11/2020	tax@finprof.com.au	Bank Statement	MIML 1 87039 12926 50		5,748.12	36,039.00
09/07/2019	Bank Data Service	10/11/2020	tax@finprof.com.au	Bank Statement	MIML 1 87039 12927 50		2,128.79	38,167.79

Joyce Family Superabundance Super Fund

General Ledger - Audit View

For The Period 01 July 2019 - 30 June 2020

Transaction Date	Transaction Source	Processed Date	Last Modified By	Transaction Type	Description	Units	Amount \$	Balance \$
09/07/2019	Bank Data Service	10/11/2020	tax@finprof.com.au	Bank Statement	RBC IST Distr aubqB26G000006D3 DVND 56		541.96	38,709.75
09/07/2019	Bank Data Service	10/11/2020	tax@finprof.com.au	Bank Statement	PIMCO Funds 300134756 DVND 56		1,512.06	40,221.81
09/07/2019	Bank Data Service	10/11/2020	tax@finprof.com.au	Bank Statement	PIMCO Funds 300134756 DVND 56		1,563.57	41,785.38
10/07/2019	Bank Data Service	10/11/2020	tax@finprof.com.au	Bank Statement	RBC IST Distr aubqB26G0000070F DVND 56		7,031.33	48,816.71
10/07/2019	Bank Data Service	10/11/2020	tax@finprof.com.au	Bank Statement	APNFM LTD CLRACC AREIT02461 Distrib 50		244.79	49,061.50
11/07/2019	Bank Data Service	10/11/2020	tax@finprof.com.au	Bank Statement	BT SWT C13864115 50		1,322.59	50,384.09
12/07/2019	Bank Data Service	10/11/2020	tax@finprof.com.au	Bank Statement	JUNE 19 IMS FEE DT		(2,649.09)	47,735.00
12/07/2019	Bank Data Service	10/11/2020	tax@finprof.com.au	Bank Statement	MAGELLAN MAGELLAN0000819293 50		2,043.08	49,778.08
12/07/2019	Bank Data Service	10/11/2020	tax@finprof.com.au	Bank Statement	MAGELLAN MAGELLAN0000822390 50		443.75	50,221.83
12/07/2019	Bank Data Service	10/11/2020	tax@finprof.com.au	Bank Statement	Pengana Capital 100748896/PAECFA DVND 56		3,161.89	53,383.72
16/07/2019	Bank Data Service	10/11/2020	tax@finprof.com.au	Bank Statement	FPSL DISTRIBUTIO FPL DI 400276250 50		79.88	53,463.60
16/07/2019	Bank Data Service	10/11/2020	tax@finprof.com.au	Bank Statement	FIL RESPONSIBLE FIL0002333853 50 [System Matched Income Data]		872.16	54,335.76
31/07/2019	Bank Data Service	08/08/2019		Bank Statement	MACQUARIE CMA INTEREST PAID INTR 73		28.49	54,364.25
01/08/2019	Bank Data Service	08/08/2019		Bank Statement	R/P TO CBA J & C JOYCE 46		(4,500.00)	49,864.25
07/08/2019	Bank Data Service	10/11/2020	tax@finprof.com.au	Bank Statement	FPSL DISTRIBUTIO FPL DI 400276250 50		69.84	49,934.09
12/08/2019	Bank Data Service	13/08/2019		Bank Statement	APNFM LTD CLRACC AREIT02461 Distrib 50		244.79	50,178.88
30/08/2019	Bank Data Service	31/08/2019		Bank Statement	R/P TO CBA J & C JOYCE 46		(4,500.00)	45,678.88
30/08/2019	Bank Data Service	01/09/2019		Bank Statement	MACQUARIE CMA INTEREST PAID INTR 73		30.40	45,709.28
09/09/2019	Bank Data Service	10/09/2019		Bank Statement	FPSL DISTRIBUTIO FPL DI 400276250 50		69.78	45,779.06
10/09/2019	Bank Data Service	11/09/2019		Bank Statement	APNFM LTD CLRACC AREIT02461 Distrib 50 [System Matched Income Data]		244.79	46,023.85
13/09/2019	Bank Data Service	15/09/2019		Bank Statement	RBC IST Distr aubqB26G0000073B DVND 56		1,144.78	47,168.63
20/09/2019	Bank Data Service	21/09/2019		Bank Statement	TAX & ACCOUNTING SPINV#2507 DT		(3,520.00)	43,648.63
25/09/2019	Bank Data Service	26/09/2019		Bank Statement	ATO ATO007000011235643 50		4,574.60	48,223.23
30/09/2019	Bank Data Service	02/10/2019		Bank Statement	MACQUARIE CMA INTEREST PAID INTR 73		27.10	48,250.33
01/10/2019	Bank Data Service	02/10/2019		Bank Statement	R/P TO CBA J & C JOYCE 46		(4,500.00)	43,750.33
03/10/2019	Bank Data Service	04/10/2019		Bank Statement	PIMCO Funds 300134756 DVND 56		113.88	43,864.21
03/10/2019	Bank Data Service	04/10/2019		Bank Statement	PIMCO Funds 300134756 DVND 56		69.55	43,933.76
08/10/2019	Bank Data Service	09/10/2019		Bank Statement	RBC IST Distr aubqB26G0000075F DVND 56 [System Matched Income Data]		92.81	44,026.57

Joyce Family Superabundance Super Fund

General Ledger - Audit View

For The Period 01 July 2019 - 30 June 2020

Transaction Date	Transaction Source	Processed Date	Last Modified By	Transaction Type	Description	Units	Amount \$	Balance \$
09/10/2019	Bank Data Service	11/10/2019		Bank Statement	FIL RESPONSIBLE FIL0002382454 50		158.21	44,184.78
09/10/2019	Bank Data Service	11/10/2019		Bank Statement	FPSL DISTRIBUTIO FPL DI 400276250 50		69.51	44,254.29
10/10/2019	Bank Data Service	11/10/2019		Bank Statement	APNFM LTD CLRACC AREIT02461 Distrib 50 [System Matched Income Data]		244.79	44,499.08
16/10/2019	Bank Data Service	10/11/2020	tax@finprof.com.au	Bank Statement	SEPT 19 IMS FEE DT		(2,665.96)	41,833.12
31/10/2019	Bank Data Service	01/11/2019		Bank Statement	MACQUARIE CMA INTEREST PAID INTR 73		18.61	41,851.73
01/11/2019	Bank Data Service	04/11/2019		Bank Statement	R/P TO CBA J & C JOYCE 46		(4,500.00)	37,351.73
07/11/2019	Bank Data Service	08/11/2019		Bank Statement	FPSL DISTRIBUTIO FPL DI 400276250 50		69.51	37,421.24
11/11/2019	Bank Data Service	13/11/2019		Bank Statement	APNFM LTD CLRACC AREIT02461 Distrib 50 [System Matched Income Data]		244.79	37,666.03
29/11/2019	Bank Data Service	30/11/2019		Bank Statement	R/P TO CBA J & C JOYCE 46		(4,500.00)	33,166.03
29/11/2019	Bank Data Service	01/12/2019		Bank Statement	MACQUARIE CMA INTEREST PAID INTR 73		14.58	33,180.61
06/12/2019	Bank Data Service	08/12/2019		Bank Statement	FPSL DISTRIBUTIO FPL DI 400276250 50		69.24	33,249.85
10/12/2019	Bank Data Service	11/12/2019		Bank Statement	APNFM LTD CLRACC AREIT02461 Distrib 50 [System Matched Income Data]		244.79	33,494.64
31/12/2019	Bank Data Service	01/01/2020		Bank Statement	R/P TO CBA J & C JOYCE 46		(4,500.00)	28,994.64
31/12/2019	Bank Data Service	01/01/2020		Bank Statement	MACQUARIE CMA INTEREST PAID INTR 73		13.20	29,007.84
06/01/2020	Bank Data Service	07/01/2020		Bank Statement	FUNDS TFR TO FINANCIAL PROFESSIONALS DD		(462.00)	28,545.84
06/01/2020	Bank Data Service	07/01/2020		Bank Statement	FUNDS TFR TO FINANCIAL PROFESSIONALS DD		(385.00)	28,160.84
06/01/2020	Bank Data Service	07/01/2020		Bank Statement	PIMCO Funds 300134756 DVND 56		85.83	28,246.67
06/01/2020	Bank Data Service	07/01/2020		Bank Statement	PIMCO Funds 300134756 DVND 56		154.27	28,400.94
07/01/2020	Bank Data Service	08/01/2020		Bank Statement	RBC IST Distr aubqB26G000007BF DVND 56		760.61	29,161.55
08/01/2020	Bank Data Service	09/01/2020		Bank Statement	Pengana Capital 100748896/PAECFA DVND 56		1,292.95	30,454.50
08/01/2020	Bank Data Service	10/11/2020	tax@finprof.com.au	Bank Statement	MAGELLAN MAGELLAN0000912351 50		433.89	30,888.39
09/01/2020	Bank Data Service	10/01/2020		Bank Statement	FIL RESPONSIBLE FIL0002435122 50 [System Matched Income Data]		753.85	31,642.24
09/01/2020	Bank Data Service	10/01/2020		Bank Statement	BT SWT C13864115 50		149.82	31,792.06
10/01/2020	Bank Data Service	11/01/2020		Bank Statement	MIML 1 87039 13237 50		277.36	32,069.42
10/01/2020	Bank Data Service	12/01/2020		Bank Statement	FPSL DISTRIBUTIO FPL DI 400276250 50		69.41	32,138.83
10/01/2020	Bank Data Service	12/01/2020		Bank Statement	APNFM LTD CLRACC AREIT02461 Distrib 50		244.79	32,383.62

Joyce Family Superabundance Super Fund

General Ledger - Audit View

For The Period 01 July 2019 - 30 June 2020

Transaction Date	Transaction Source	Processed Date	Last Modified By	Transaction Type	Description	Units	Amount \$	Balance \$
14/01/2020	Bank Data Service	15/01/2020		Bank Statement	RBC IST Distr aubqB26G000007EF DVND 56 [System Matched Income Data]		321.03	32,704.65
15/01/2020	Bank Data Service	10/11/2020	tax@finprof.com.au	Bank Statement	DEC 19 IMS FEE DT		(2,670.69)	30,033.96
31/01/2020	Bank Data Service	01/02/2020		Bank Statement	R/P TO CBA J & C JOYCE 46		(4,500.00)	25,533.96
31/01/2020	Bank Data Service	02/02/2020		Bank Statement	MACQUARIE CMA INTEREST PAID INTR 73		11.72	25,545.68
07/02/2020	Bank Data Service	09/02/2020		Bank Statement	FPSL DISTRIBUTIO FPL DI 400276250 50		69.80	25,615.48
10/02/2020	Bank Data Service	11/02/2020		Bank Statement	APNFM LTD CLRACC AREIT02461 Distrib 50 [System Matched Income Data]		244.79	25,860.27
24/02/2020	Bank Data Service	25/02/2020		Bank Statement	Pengana Capital 100748896/PAECFA 50 (Auto reprocessed due to distribution entered / deleted on 30/06/2020)		20,000.00	45,860.27
28/02/2020	Bank Data Service	29/02/2020		Bank Statement	R/P TO CBA J & C JOYCE 46		(4,500.00)	41,360.27
28/02/2020	Bank Data Service	01/03/2020		Bank Statement	MACQUARIE CMA INTEREST PAID INTR 73		10.68	41,370.95
06/03/2020	Bank Data Service	08/03/2020		Bank Statement	FPSL DISTRIBUTIO FPL DI 400276250 50		69.65	41,440.60
10/03/2020	Bank Data Service	11/03/2020		Bank Statement	APNFM LTD CLRACC AREIT02461 Distrib 50 [System Matched Income Data]		244.79	41,685.39
13/03/2020	Bank Data Service	10/11/2020	tax@finprof.com.au	Bank Statement	BT SWT C13864115 50		258.31	41,943.70
31/03/2020	Bank Data Service	02/04/2020		Bank Statement	MACQUARIE CMA INTEREST PAID INTR 73		8.64	41,952.34
01/04/2020	Bank Data Service	02/04/2020		Bank Statement	R/P TO CBA J & C JOYCE 46		(4,500.00)	37,452.34
03/04/2020	Bank Data Service	06/04/2020		Bank Statement	PIMCO Funds 300134756 DVND 56		49.04	37,501.38
06/04/2020	Bank Data Service	08/04/2020		Bank Statement	RBC IST Distr aubqB26G0000083E DVND 56 [System Matched Income Data]		485.41	37,986.79
06/04/2020	Bank Data Service	08/04/2020		Bank Statement	RBC IST Distr aubqB26G00000816 DVND 56 [System Matched Income Data]		106.43	38,093.22
08/04/2020	Bank Data Service	09/04/2020		Bank Statement	FIL RESPONSIBLE FIL0003406997 50		235.42	38,328.64
08/04/2020	Bank Data Service	09/04/2020		Bank Statement	FPSL DISTRIBUTIO FPL DI 400276250 50		79.22	38,407.86
09/04/2020	Bank Data Service	11/04/2020		Bank Statement	APNFM LTD CLRACC AREIT02461 Distrib 50		244.79	38,652.65
16/04/2020	Bank Data Service	10/11/2020	tax@finprof.com.au	Bank Statement	MARCH 2020 IMS FEE DT		(2,348.88)	36,303.77
30/04/2020	Bank Data Service	01/05/2020		Bank Statement	MACQUARIE CMA INTEREST PAID INTR 73		1.51	36,305.28
01/05/2020	Bank Data Service	02/05/2020		Bank Statement	R/P TO CBA J & C JOYCE 46		(4,500.00)	31,805.28
07/05/2020	Bank Data Service	08/05/2020		Bank Statement	FPSL DISTRIBUTIO FPL DI 400276250 50		71.59	31,876.87
11/05/2020	Bank Data Service	12/05/2020		Bank Statement	APNFM LTD CLRACC AREIT02461 Distrib 50		244.79	32,121.66
29/05/2020	Bank Data Service	31/05/2020		Bank Statement	MACQUARIE CMA INTEREST PAID INTR 73		1.29	32,122.95

Joyce Family Superabundance Super Fund

General Ledger - Audit View

For The Period 01 July 2019 - 30 June 2020

Transaction Date	Transaction Source	Processed Date	Last Modified By	Transaction Type	Description	Units	Amount \$	Balance \$
05/06/2020	Bank Data Service	07/08/2020		Bank Statement	FPSL DISTRIBUTIO FPL DI 400276250 50		73.26	32,196.21
10/06/2020	Bank Data Service	07/08/2020		Bank Statement	APNFM LTD CLRACC AREIT02461 Distrib 50 [System Matched Income Data]		195.83	32,392.04
30/06/2020	Bank Data Service	07/08/2020		Bank Statement	MACQUARIE CMA INTEREST PAID INTR 73		1.24	32,393.28
							2,953.23	32,393.28
Distributions Receivable (61800)								
<u>APN AREIT Fund (APN0008AU)</u>								
01/07/2019	Opening Balance				Opening Balance			244.79
10/07/2019	Bank Data Service	10/11/2020	tax@finprof.com.au	Bank Statement	APNFM LTD CLRACC AREIT02461 Distrib 50		(244.79)	0.00
30/06/2020	tax@finprof.com.au	10/11/2020		General Journal	APN - June distribution receivable		195.83	195.83
							(48.96)	195.83
<u>Hyperion Small Growth Companies Fund (BNT0101AU)</u>								
01/07/2019	Opening Balance				Opening Balance			7,031.34
10/07/2019	Bank Data Service	10/11/2020	tax@finprof.com.au	Bank Statement	RBC IST Distr aubqB26G0000070F DVND 56		(7,031.34)	0.00
30/06/2020	tax@finprof.com.au	10/11/2020		General Journal	Hyperion - June Distribution Receivable		7,673.13	7,673.13
							641.79	7,673.13
<u>Bentham Global Income Fund (CSA0038AU2)</u>								
01/07/2019	Opening Balance				Opening Balance			79.88
16/07/2019	Bank Data Service	10/11/2020	tax@finprof.com.au	Bank Statement	FPSL DISTRIBUTIO FPL DI 400276250 50		(79.88)	0.00
30/06/2020	tax@finprof.com.au	10/11/2020		General Journal	Bentham Global - June Distribution Receivable		168.37	168.37
							88.49	168.37
<u>Pimco Aust Bond Fund - Wholesale (ETL0015AU)</u>								
01/07/2019	Opening Balance				Opening Balance			1,512.06
09/07/2019	Bank Data Service	10/11/2020	tax@finprof.com.au	Bank Statement	PIMCO Funds 300134756 DVND 56		(1,512.06)	0.00
30/06/2020	tax@finprof.com.au	10/11/2020		General Journal	Pimco Aus Bond Fund - June Distribution Receivable		505.87	505.87
							(1,006.19)	505.87
<u>Pimco Global Bond Fund - Wholesale (ETL0018AU)</u>								
01/07/2019	Opening Balance				Opening Balance			1,563.57

Joyce Family Superabundance Super Fund

General Ledger - Audit View

For The Period 01 July 2019 - 30 June 2020

Transaction Date	Transaction Source	Processed Date	Last Modified By	Transaction Type	Description	Units	Amount \$	Balance \$
09/07/2019	Bank Data Service	10/11/2020	tax@finprof.com.au	Bank Statement	PIMCO Funds 300134756 DVND 56		(1,563.57)	0.00
30/06/2020	tax@finprof.com.au	10/11/2020		General Journal	Pimco Global - June Distribution receivable		926.14	926.14
							(637.43)	926.14
<u>Fidelity Aust Equities Fund (FID0008AU)</u>								
01/07/2019	Opening Balance				Opening Balance			872.16
16/07/2019	Bank Data Service	10/11/2020	tax@finprof.com.au	Bank Statement	FIL RESPONSIBLE FIL0002333853 50 [System Matched Income Data]		(872.16)	0.00
30/06/2020	tax@finprof.com.au	10/11/2020		General Journal	Fidelity - June distribution receivable		2,954.09	2,954.09
							2,081.93	2,954.09
<u>LM Mortgage Income Fund (LMI0004AU)</u>								
01/07/2019	Opening Balance				Opening Balance			86.99
							0.00	86.99
<u>IFP Global Franchise (MAQ0404AU)</u>								
01/07/2019	Opening Balance				Opening Balance			5,748.12
09/07/2019	Bank Data Service	10/11/2020	tax@finprof.com.au	Bank Statement	MIML 1 87039 12926 50		(5,748.12)	0.00
30/06/2020	tax@finprof.com.au	10/11/2020		General Journal	IFP - June distribution receivable		5,849.64	5,849.64
							101.52	5,849.64
<u>Walter Scott Global Equity Fund (MAQ0410AU)</u>								
01/07/2019	Opening Balance				Opening Balance			2,128.79
09/07/2019	Bank Data Service	10/11/2020	tax@finprof.com.au	Bank Statement	MIML 1 87039 12927 50		(2,128.79)	0.00
30/06/2020	tax@finprof.com.au	10/11/2020		General Journal	Walter Scott - June distribution receivable		715.61	715.61
							(1,413.18)	715.61
<u>Arrowstreet Global Equity Fund (MAQ0464AU)</u>								
01/07/2019	Opening Balance				Opening Balance			4,313.40
09/07/2019	Bank Data Service	10/11/2020	tax@finprof.com.au	Bank Statement	MIML 1 87039 12924 50		(4,313.40)	0.00
30/06/2020	tax@finprof.com.au	10/11/2020		General Journal	Arrowstreet - June distribution receivable		6,148.11	6,148.11
							1,834.71	6,148.11
<u>Magellan Global Fund (MGE0001AU)</u>								
01/07/2019	Opening Balance				Opening Balance			2,043.08

Joyce Family Superabundance Super Fund

General Ledger - Audit View

For The Period 01 July 2019 - 30 June 2020

Transaction Date	Transaction Source	Processed Date	Last Modified By	Transaction Type	Description	Units	Amount \$	Balance \$
12/07/2019	Bank Data Service	10/11/2020	tax@finprof.com.au	Bank Statement	MAGELLAN MAGELLAN0000819293 50		(2,043.08)	0.00
30/06/2020	tax@finprof.com.au	10/11/2020		General Journal	Magellan Global - June distribution receivable		1,819.36	1,819.36
							(223.72)	1,819.36
<u>Magellan Infrastructure Fd (MGE0002AU2)</u>								
01/07/2019	Opening Balance				Opening Balance			443.75
12/07/2019	Bank Data Service	10/11/2020	tax@finprof.com.au	Bank Statement	MAGELLAN MAGELLAN0000822390 50		(443.75)	0.00
30/06/2020	tax@finprof.com.au	10/11/2020		General Journal	Magellan Infrastructure - June distribution receivable		591.67	591.67
							147.92	591.67
<u>Pengana Aust Equities Fund (PCL0005AU)</u>								
01/07/2019	Opening Balance				Opening Balance			3,161.89
12/07/2019	Bank Data Service	10/11/2020	tax@finprof.com.au	Bank Statement	Pengana Capital 100748896/PAECFA DVND 56		(3,161.89)	0.00
30/06/2020	tax@finprof.com.au	10/11/2020		General Journal	Pengana - June distribution receivable		1,806.29	1,806.29
							(1,355.60)	1,806.29
<u>Pendal Small Comps Fund (RFA0819AU1)</u>								
01/07/2019	Opening Balance				Opening Balance			1,313.59
11/07/2019	Bank Data Service	10/11/2020	tax@finprof.com.au	Bank Statement	BT SWT C13864115 50		(1,313.59)	0.00
							(1,313.59)	0.00
<u>Resolution Cap Gbl Prop Sec Fund (WHT0015AU5)</u>								
01/07/2019	Opening Balance				Opening Balance			541.96
09/07/2019	Bank Data Service	10/11/2020	tax@finprof.com.au	Bank Statement	RBC IST Distr aubqB26G000006D3 DVND 56		(541.96)	0.00
30/06/2020	tax@finprof.com.au	10/11/2020		General Journal	Resolution Cap - June distribution receivable		259.57	259.57
							(282.39)	259.57
<u>Plato Australian Shares Income Fund (WHT0039AU)</u>								
01/07/2019	Opening Balance				Opening Balance			537.44
05/07/2019	Bank Data Service	10/11/2020	tax@finprof.com.au	Bank Statement	RBC IST Distr aubqB26G000006A0 DVND 56 [System Matched Income Data]		(537.44)	0.00
30/06/2020	tax@finprof.com.au	10/11/2020		General Journal	Plato - June distribution receivable		330.24	330.24
							(207.20)	330.24

Joyce Family Superabundance Super Fund

General Ledger - Audit View

For The Period 01 July 2019 - 30 June 2020

Transaction Date	Transaction Source	Processed Date	Last Modified By	Transaction Type	Description	Units	Amount \$	Balance \$
Managed Investments (Australian) (74700)								
<u>APN AREIT Fund (APN0008AU)</u>								
01/07/2019	Opening Balance				Opening Balance	28,156.35		49,527.19
30/09/2019	SYSTEM	29/09/2019		System Journal	Revaluation - 25/09/2019 @ \$1.815300 (Exit) - 28,156.350000 Units on hand		1,585.03	51,112.22
31/10/2019	SYSTEM	30/10/2019		System Journal	Revaluation - 29/10/2019 @ \$1.832100 (Exit) - 28,156.350000 Units on hand		473.03	51,585.25
30/11/2019	SYSTEM	29/11/2019		System Journal	Revaluation - 28/11/2019 @ \$1.845100 (Exit) - 28,156.350000 Units on hand		366.03	51,951.28
31/12/2019	SYSTEM	30/12/2019		System Journal	Revaluation - 27/12/2019 @ \$1.798700 (Exit) - 28,156.350000 Units on hand		(1,306.45)	50,644.83
31/01/2020	SYSTEM	30/01/2020		System Journal	Revaluation - 29/01/2020 @ \$1.845900 (Exit) - 28,156.350000 Units on hand		1,328.98	51,973.81
30/06/2020	Julie Chapman	11/11/2020		System Journal	Revaluation - 30/06/2020 @ \$1.277100 (Exit) - 28,156.350000 Units on hand		(16,015.34)	35,958.47
						28,156.35	(13,568.72)	35,958.47
<u>Hyperion Small Growth Companies Fund (BNT0101AU)</u>								
01/07/2019	Opening Balance				Opening Balance	14,030.64		58,429.18
30/09/2019	SYSTEM	29/09/2019		System Journal	Revaluation - 26/09/2019 @ \$4.357400 (Exit) - 14,030.636300 Units on hand		2,707.91	61,137.09
31/10/2019	SYSTEM	30/10/2019		System Journal	Revaluation - 29/10/2019 @ \$4.430800 (Exit) - 14,030.636300 Units on hand		1,029.85	62,166.94
30/11/2019	SYSTEM	29/11/2019		System Journal	Revaluation - 28/11/2019 @ \$4.671400 (Exit) - 14,030.636300 Units on hand		3,375.77	65,542.71
31/12/2019	SYSTEM	30/12/2019		System Journal	Revaluation - 27/12/2019 @ \$4.641500 (Exit) - 14,030.636300 Units on hand		(419.51)	65,123.20
31/01/2020	SYSTEM	30/01/2020		System Journal	Revaluation - 29/01/2020 @ \$4.709800 (Exit) - 14,030.636300 Units on hand		958.29	66,081.49
30/06/2020	Julie Chapman	11/11/2020		System Journal	Revaluation - 30/06/2020 @ \$4.783800 (Exit) - 14,030.636300 Units on hand		1,038.27	67,119.76
						14,030.64	8,690.58	67,119.76
<u>Bentham Global Income Fund (CSA0038AU2)</u>								
01/07/2019	Opening Balance				Opening Balance	22,826.88		23,945.40
30/09/2019	SYSTEM	29/09/2019		System Journal	Revaluation - 25/09/2019 @ \$1.047300 (Exit) - 22,826.880900 Units on hand		(38.81)	23,906.59
31/10/2019	SYSTEM	30/10/2019		System Journal	Revaluation - 28/10/2019 @ \$1.044000		(75.33)	23,831.26

Joyce Family Superabundance Super Fund

General Ledger - Audit View

For The Period 01 July 2019 - 30 June 2020

Transaction Date	Transaction Source	Processed Date	Last Modified By	Transaction Type	Description	Units	Amount \$	Balance \$
					(Exit) - 22,826.880900 Units on hand			
31/12/2019	SYSTEM	30/12/2019		System Journal	Revaluation - 24/12/2019 @ \$1.050300 (Exit) - 22,826.880900 Units on hand		143.81	23,975.07
30/06/2020	Julie Chapman	11/11/2020		System Journal	Revaluation - 30/06/2020 @ \$1.006400 (Exit) - 22,826.880900 Units on hand		(1,002.10)	22,972.97
						22,826.88	(972.43)	22,972.97
<u>Pimco Aust Bond Fund - Wholesale (ETL0015AU)</u>								
01/07/2019	Opening Balance				Opening Balance	24,203.64		24,271.41
30/09/2019	SYSTEM	29/09/2019		System Journal	Revaluation - 26/09/2019 @ \$1.022500 (Exit) - 24,203.635800 Units on hand		476.81	24,748.22
31/10/2019	SYSTEM	30/10/2019		System Journal	Revaluation - 29/10/2019 @ \$1.011700 (Exit) - 24,203.635800 Units on hand		(261.40)	24,486.82
30/11/2019	SYSTEM	29/11/2019		System Journal	Revaluation - 28/11/2019 @ \$1.023600 (Exit) - 24,203.635800 Units on hand		288.02	24,774.84
31/12/2019	SYSTEM	30/12/2019		System Journal	Revaluation - 27/12/2019 @ \$1.010300 (Exit) - 24,203.635800 Units on hand		(321.91)	24,452.93
31/01/2020	SYSTEM	30/01/2020		System Journal	Revaluation - 29/01/2020 @ \$1.025400 (Exit) - 24,203.635800 Units on hand		365.48	24,818.41
30/06/2020	Julie Chapman	11/11/2020		System Journal	Revaluation - 30/06/2020 @ \$1.023400 (Exit) - 24,203.635800 Units on hand		(48.41)	24,770.00
						24,203.64	498.59	24,770.00
<u>Pimco Global Bond Fund - Wholesale (ETL0018AU)</u>								
01/07/2019	Opening Balance				Opening Balance	34,214.85		33,941.13
30/09/2019	SYSTEM	29/09/2019		System Journal	Revaluation - 26/09/2019 @ \$1.008300 (Exit) - 34,214.845400 Units on hand		557.70	34,498.83
31/10/2019	SYSTEM	30/10/2019		System Journal	Revaluation - 29/10/2019 @ \$0.999800 (Exit) - 34,214.845400 Units on hand		(290.83)	34,208.00
30/11/2019	SYSTEM	29/11/2019		System Journal	Revaluation - 28/11/2019 @ \$1.001300 (Exit) - 34,214.845400 Units on hand		51.32	34,259.32
31/12/2019	SYSTEM	30/12/2019		System Journal	Revaluation - 27/12/2019 @ \$1.003500 (Exit) - 34,214.845400 Units on hand		75.28	34,334.60
31/01/2020	SYSTEM	30/01/2020		System Journal	Revaluation - 29/01/2020 @ \$1.013400 (Exit) - 34,214.845400 Units on hand		338.72	34,673.32
30/06/2020	Julie Chapman	11/11/2020		System Journal	Revaluation - 30/06/2020 @ \$1.019800 (Exit) - 34,214.845400 Units on hand		218.98	34,892.30
						34,214.85	951.17	34,892.30
<u>Fidelity Aust Equities Fund (FID0008AU)</u>								

Joyce Family Superabundance Super Fund

General Ledger - Audit View

For The Period 01 July 2019 - 30 June 2020

Transaction Date	Transaction Source	Processed Date	Last Modified By	Transaction Type	Description	Units	Amount \$	Balance \$
01/07/2019	Opening Balance				Opening Balance	1,841.02		65,143.39
30/09/2019	SYSTEM	29/09/2019		System Journal	Revaluation - 26/09/2019 @ \$36.203600 (Exit) - 1,841.020000 Units on hand		1,508.16	66,651.55
31/10/2019	SYSTEM	30/10/2019		System Journal	Revaluation - 29/10/2019 @ \$36.389600 (Exit) - 1,841.020000 Units on hand		342.43	66,993.98
30/11/2019	SYSTEM	29/11/2019		System Journal	Revaluation - 28/11/2019 @ \$37.158600 (Exit) - 1,841.020000 Units on hand		1,415.75	68,409.73
31/12/2019	SYSTEM	30/12/2019		System Journal	Revaluation - 27/12/2019 @ \$37.001200 (Exit) - 1,841.020000 Units on hand		(289.78)	68,119.95
31/01/2020	SYSTEM	30/01/2020		System Journal	Revaluation - 29/01/2020 @ \$37.421400 (Exit) - 1,841.020000 Units on hand		773.60	68,893.55
30/06/2020	Julie Chapman	11/11/2020		System Journal	Revaluation - 30/06/2020 @ \$32.641000 (Exit) - 1,841.020000 Units on hand		(8,800.82)	60,092.73
						1,841.02	(5,050.66)	60,092.73
<u>LM Mortgage Income Fund (LMI0004AU)</u>								
01/07/2019	Opening Balance				Opening Balance	11,709.84		1,639.38
31/01/2020	SYSTEM	30/01/2020		System Journal	Revaluation - 30/11/2019 @ \$0.076000 (Net Asset Value) - 11,709.840000 Units on hand		(749.43)	889.95
30/06/2020	Julie Chapman	11/11/2020		System Journal	Revaluation - 30/06/2020 @ \$0.056000 (Net Asset Value) - 11,709.840000 Units on hand		(234.20)	655.75
						11,709.84	(983.63)	655.75
<u>IFP Global Franchise (MAQ0404AU)</u>								
01/07/2019	Opening Balance				Opening Balance	23,050.26		51,335.23
30/09/2019	SYSTEM	29/09/2019		System Journal	Revaluation - 26/09/2019 @ \$2.328300 (Exit) - 23,050.260000 Units on hand		2,332.69	53,667.92
31/10/2019	SYSTEM	30/10/2019		System Journal	Revaluation - 29/10/2019 @ \$2.306900 (Exit) - 23,050.260000 Units on hand		(493.28)	53,174.64
30/11/2019	SYSTEM	29/11/2019		System Journal	Revaluation - 28/11/2019 @ \$2.427000 (Exit) - 23,050.260000 Units on hand		2,768.34	55,942.98
31/12/2019	SYSTEM	30/12/2019		System Journal	Revaluation - 27/12/2019 @ \$2.456800 (Exit) - 23,050.260000 Units on hand		686.90	56,629.88
31/01/2020	SYSTEM	30/01/2020		System Journal	Revaluation - 29/01/2020 @ \$2.557100 (Exit) - 23,050.260000 Units on hand		2,311.94	58,941.82
30/06/2020	Julie Chapman	11/11/2020		System Journal	Revaluation - 30/06/2020 @ \$2.384200 (Exit) - 23,050.260000 Units on hand		(3,985.39)	54,956.43
						23,050.26	3,621.20	54,956.43
<u>Walter Scott Global Equity Fund (MAQ0410AU)</u>								

Joyce Family Superabundance Super Fund

General Ledger - Audit View

For The Period 01 July 2019 - 30 June 2020

Transaction Date	Transaction Source	Processed Date	Last Modified By	Transaction Type	Description	Units	Amount \$	Balance \$
01/07/2019	Opening Balance				Opening Balance	18,516.23		50,873.34
30/09/2019	SYSTEM	29/09/2019		System Journal	Revaluation - 26/09/2019 @ \$2.852000 (Exit) - 18,516.230000 Units on hand		1,934.95	52,808.29
31/10/2019	SYSTEM	30/10/2019		System Journal	Revaluation - 29/10/2019 @ \$2.853300 (Exit) - 18,516.230000 Units on hand		24.07	52,832.36
30/11/2019	SYSTEM	29/11/2019		System Journal	Revaluation - 28/11/2019 @ \$2.983300 (Exit) - 18,516.230000 Units on hand		2,407.11	55,239.47
31/12/2019	SYSTEM	30/12/2019		System Journal	Revaluation - 27/12/2019 @ \$2.987400 (Exit) - 18,516.230000 Units on hand		75.92	55,315.39
31/01/2020	SYSTEM	30/01/2020		System Journal	Revaluation - 29/01/2020 @ \$3.076700 (Exit) - 18,516.230000 Units on hand		1,653.49	56,968.88
30/06/2020	Julie Chapman	11/11/2020		System Journal	Revaluation - 30/06/2020 @ \$2.903900 (Exit) - 18,516.230000 Units on hand		(3,199.60)	53,769.28
						18,516.23	2,895.94	53,769.28
<u>Arrowstreet Global Equity Fund (MAQ0464AU)</u>								
01/07/2019	Opening Balance				Opening Balance	59,852.54		64,808.33
30/09/2019	SYSTEM	29/09/2019		System Journal	Revaluation - 26/09/2019 @ \$1.111800 (Exit) - 59,852.540000 Units on hand		1,735.72	66,544.05
31/10/2019	SYSTEM	30/10/2019		System Journal	Revaluation - 29/10/2019 @ \$1.124600 (Exit) - 59,852.540000 Units on hand		766.12	67,310.17
30/11/2019	SYSTEM	29/11/2019		System Journal	Revaluation - 28/11/2019 @ \$1.169600 (Exit) - 59,852.540000 Units on hand		2,693.36	70,003.53
31/12/2019	SYSTEM	30/12/2019		System Journal	Revaluation - 27/12/2019 @ \$1.168700 (Exit) - 59,852.540000 Units on hand		(53.87)	69,949.66
31/01/2020	SYSTEM	30/01/2020		System Journal	Revaluation - 29/01/2020 @ \$1.198200 (Exit) - 59,852.540000 Units on hand		1,765.65	71,715.31
30/06/2020	Julie Chapman	11/11/2020		System Journal	Revaluation - 30/06/2020 @ \$1.112900 (Exit) - 59,852.540000 Units on hand		(5,105.42)	66,609.89
						59,852.54	1,801.56	66,609.89
<u>Magellan Global Fund (MGE0001AU)</u>								
01/07/2019	Opening Balance				Opening Balance	17,327.29		41,720.65
30/09/2019	SYSTEM	29/09/2019		System Journal	Revaluation - 25/09/2019 @ \$2.537100 (Exit) - 17,327.290000 Units on hand		2,240.42	43,961.07
31/10/2019	SYSTEM	30/10/2019		System Journal	Revaluation - 28/10/2019 @ \$2.529300 (Exit) - 17,327.290000 Units on hand		(135.16)	43,825.91
30/11/2019	SYSTEM	29/11/2019		System Journal	Revaluation - 27/11/2019 @ \$2.626400 (Exit) - 17,327.290000 Units on hand		1,682.48	45,508.39

Joyce Family Superabundance Super Fund

General Ledger - Audit View

For The Period 01 July 2019 - 30 June 2020

Transaction Date	Transaction Source	Processed Date	Last Modified By	Transaction Type	Description	Units	Amount \$	Balance \$
31/12/2019	SYSTEM	30/12/2019		System Journal	Revaluation - 24/12/2019 @ \$2.638400 (Exit) - 17,327.290000 Units on hand		207.93	45,716.32
31/01/2020	SYSTEM	30/01/2020		System Journal	Revaluation - 28/01/2020 @ \$2.784200 (Exit) - 17,327.290000 Units on hand		2,526.32	48,242.64
30/06/2020	tax@finprof.com.au	10/11/2020		General Journal	Balance unit holdings	0.00	(0.01)	48,242.63
30/06/2020	tax@finprof.com.au	10/11/2020		General Journal	Balance unit holdings		0.00	48,242.63
30/06/2020	Julie Chapman	11/11/2020		System Journal	Revaluation - 30/06/2020 @ \$2.623600 (Exit) - 17,327.286700 Units on hand		(2,782.76)	45,459.87
						17,327.29	3,739.22	45,459.87
<u>Magellan Infrastructure Fd (MGE0002AU2)</u>								
01/07/2019	Opening Balance				Opening Balance	19,722.31		28,151.63
30/09/2019	SYSTEM	29/09/2019		System Journal	Revaluation - 25/09/2019 @ \$1.470200 (Exit) - 19,722.309900 Units on hand		844.11	28,995.74
31/10/2019	SYSTEM	30/10/2019		System Journal	Revaluation - 28/10/2019 @ \$1.473000 (Exit) - 19,722.309900 Units on hand		55.22	29,050.96
30/11/2019	SYSTEM	29/11/2019		System Journal	Revaluation - 27/11/2019 @ \$1.485700 (Exit) - 19,722.309900 Units on hand		250.48	29,301.44
31/12/2019	SYSTEM	30/12/2019		System Journal	Revaluation - 24/12/2019 @ \$1.510300 (Exit) - 19,722.309900 Units on hand		485.16	29,786.60
31/01/2020	SYSTEM	30/01/2020		System Journal	Revaluation - 28/01/2020 @ \$1.520400 (Exit) - 19,722.309900 Units on hand		199.20	29,985.80
30/06/2020	Julie Chapman	11/11/2020		System Journal	Revaluation - 30/06/2020 @ \$1.280900 (Exit) - 19,722.309900 Units on hand		(4,723.49)	25,262.31
						19,722.31	(2,889.32)	25,262.31
<u>Pengana Aust Equities Fund (PCL0005AU)</u>								
01/07/2019	Opening Balance				Opening Balance	28,732.33		53,008.28
30/09/2019	SYSTEM	29/09/2019		System Journal	Revaluation - 25/09/2019 @ \$1.926800 (Exit) - 28,732.330000 Units on hand		2,353.17	55,361.45
31/10/2019	SYSTEM	30/10/2019		System Journal	Revaluation - 28/10/2019 @ \$1.939500 (Exit) - 28,732.330000 Units on hand		364.90	55,726.35
30/11/2019	SYSTEM	29/11/2019		System Journal	Revaluation - 27/11/2019 @ \$1.991300 (Exit) - 28,732.330000 Units on hand		1,488.34	57,214.69
31/12/2019	SYSTEM	30/12/2019		System Journal	Revaluation - 20/12/2019 @ \$1.953800 (Exit) - 28,732.330000 Units on hand		(1,077.46)	56,137.23
31/01/2020	SYSTEM	30/01/2020		System Journal	Revaluation - 28/01/2020 @ \$1.921900 (Exit) - 28,732.330000 Units on hand		(916.56)	55,220.67
24/02/2020	Bank Data Service	25/02/2020		Bank Statement	Pengana Capital 100748896/PAECFA 50	(10,144.56)	(17,653.56)	37,567.11

Joyce Family Superabundance Super Fund

General Ledger - Audit View

For The Period 01 July 2019 - 30 June 2020

Transaction Date	Transaction Source	Processed Date	Last Modified By	Transaction Type	Description	Units	Amount \$	Balance \$
24/02/2020	SYSTEM	10/11/2020		System Journal	(Auto reprocessed due to distribution entered / deleted on 30/06/2020) Unrealised Gain writeback as at 24/02/2020		(1,843.27)	35,723.84
30/06/2020	Julie Chapman	11/11/2020		System Journal	Revaluation - 30/06/2020 @ \$1.732500 (Exit) - 18,587.770000 Units on hand		(3,520.53)	32,203.31
						18,587.77	(20,804.97)	32,203.31
<u>Pendal Small Comps Fund (RFA0819AU1)</u>								
01/07/2019	Opening Balance				Opening Balance	10,332.28		22,443.78
30/09/2019	SYSTEM	29/09/2019		System Journal	Revaluation - 26/09/2019 @ \$2.216100 (Exit) - 10,332.280000 Units on hand		453.59	22,897.37
31/10/2019	SYSTEM	30/10/2019		System Journal	Revaluation - 29/10/2019 @ \$2.208600 (Exit) - 10,332.280000 Units on hand		(77.50)	22,819.87
30/11/2019	SYSTEM	29/11/2019		System Journal	Revaluation - 28/11/2019 @ \$2.239400 (Exit) - 10,332.280000 Units on hand		318.24	23,138.11
31/12/2019	SYSTEM	30/12/2019		System Journal	Revaluation - 27/12/2019 @ \$2.244900 (Exit) - 10,332.280000 Units on hand		56.83	23,194.94
31/01/2020	SYSTEM	30/01/2020		System Journal	Revaluation - 29/01/2020 @ \$2.271400 (Exit) - 10,332.280000 Units on hand		273.80	23,468.74
30/06/2020	Julie Chapman	11/11/2020		System Journal	Revaluation - 30/06/2020 @ \$2.066200 (Exit) - 10,332.280000 Units on hand		(2,120.18)	21,348.56
						10,332.28	(1,095.22)	21,348.56
<u>Resolution Cap Gbl Prop Sec Fund (WHT0015AU5)</u>								
01/07/2019	Opening Balance				Opening Balance	18,182.92		31,585.55
30/09/2019	SYSTEM	29/09/2019		System Journal	Revaluation - 26/09/2019 @ \$1.836400 (Exit) - 18,182.920200 Units on hand		1,805.56	33,391.11
31/10/2019	SYSTEM	30/10/2019		System Journal	Revaluation - 29/10/2019 @ \$1.859100 (Exit) - 18,182.920200 Units on hand		412.76	33,803.87
30/11/2019	SYSTEM	29/11/2019		System Journal	Revaluation - 28/11/2019 @ \$1.874200 (Exit) - 18,182.920200 Units on hand		274.56	34,078.43
31/12/2019	SYSTEM	30/12/2019		System Journal	Revaluation - 27/12/2019 @ \$1.847000 (Exit) - 18,182.920200 Units on hand		(494.58)	33,583.85
31/01/2020	SYSTEM	30/01/2020		System Journal	Revaluation - 29/01/2020 @ \$1.900200 (Exit) - 18,182.920200 Units on hand		967.33	34,551.18
30/06/2020	Julie Chapman	11/11/2020		System Journal	Revaluation - 30/06/2020 @ \$1.545200 (Exit) - 18,182.920200 Units on hand		(6,454.93)	28,096.25
						18,182.92	(3,489.30)	28,096.25
<u>Plato Australian Shares Income Fund (WHT0039AU)</u>								

Joyce Family Superabundance Super Fund

General Ledger - Audit View

For The Period 01 July 2019 - 30 June 2020

Transaction Date	Transaction Source	Processed Date	Last Modified By	Transaction Type	Description	Units	Amount \$	Balance \$
01/07/2019	Opening Balance				Opening Balance	39,339.10		50,468.14
30/09/2019	SYSTEM	29/09/2019		System Journal	Revaluation - 26/09/2019 @ \$1.268600 (Exit) - 39,339.103100 Units on hand		(562.55)	49,905.59
31/10/2019	SYSTEM	30/10/2019		System Journal	Revaluation - 29/10/2019 @ \$1.275300 (Exit) - 39,339.103100 Units on hand		263.57	50,169.16
30/11/2019	SYSTEM	29/11/2019		System Journal	Revaluation - 28/11/2019 @ \$1.303300 (Exit) - 39,339.103100 Units on hand		1,101.49	51,270.65
31/12/2019	SYSTEM	30/12/2019		System Journal	Revaluation - 27/12/2019 @ \$1.300300 (Exit) - 39,339.103100 Units on hand		(118.01)	51,152.64
31/01/2020	SYSTEM	30/01/2020		System Journal	Revaluation - 29/01/2020 @ \$1.313500 (Exit) - 39,339.103100 Units on hand		519.27	51,671.91
30/06/2020	Julie Chapman	11/11/2020		System Journal	Revaluation - 30/06/2020 @ \$1.123400 (Exit) - 39,339.103100 Units on hand		(7,478.36)	44,193.55
						39,339.10	(6,274.59)	44,193.55
<u>GST Payable/Refundable (84000)</u>								
<u>GST Payable/Refundable (84000)</u>								
12/07/2019	Bank Data Service	10/11/2020	tax@finprof.com.au	Bank Statement	JUNE 19 IMS FEE DT		180.62	180.62
20/09/2019	Bank Data Service	21/09/2019		Bank Statement	TAX & ACCOUNTING SPINV#2507 DT		33.75	214.37
20/09/2019	Bank Data Service	21/09/2019		Bank Statement	TAX & ACCOUNTING SPINV#2507 DT		18.75	233.12
20/09/2019	Bank Data Service	21/09/2019		Bank Statement	TAX & ACCOUNTING SPINV#2507 DT		187.50	420.62
16/10/2019	Bank Data Service	10/11/2020	tax@finprof.com.au	Bank Statement	SEPT 19 IMS FEE DT		181.77	602.39
06/01/2020	Bank Data Service	07/01/2020		Bank Statement	FUNDS TFR TO FINANCIAL PROFESSIONALS DD		31.50	633.89
06/01/2020	Bank Data Service	07/01/2020		Bank Statement	FUNDS TFR TO FINANCIAL PROFESSIONALS DD		26.25	660.14
15/01/2020	Bank Data Service	10/11/2020	tax@finprof.com.au	Bank Statement	DEC 19 IMS FEE DT		182.09	842.23
16/04/2020	Bank Data Service	10/11/2020	tax@finprof.com.au	Bank Statement	MARCH 2020 IMS FEE DT		160.15	1,002.38
30/06/2020	tax@finprof.com.au	10/11/2020		General Journal	Prior year BAS lodged		2,708.00	3,710.38
							3,710.38	3,710.38
<u>Income Tax Payable/Refundable (85000)</u>								
<u>Income Tax Payable/Refundable (85000)</u>								
01/07/2019	Opening Balance				Opening Balance			4,833.60
25/09/2019	Bank Data Service	26/09/2019		Bank Statement	ATO ATO007000011235643 50		(4,833.60)	0.00

Joyce Family Superabundance Super Fund

General Ledger - Audit View

For The Period 01 July 2019 - 30 June 2020

Transaction Date	Transaction Source	Processed Date	Last Modified By	Transaction Type	Description	Units	Amount \$	Balance \$
30/06/2020	Julie Chapman	11/11/2020		System Journal	Create Entries - Franking Credits Adjustment - 30/06/2020		2,720.31	2,720.31
							(2,113.29)	2,720.31

Joyce Family Superabundance Super Fund

Trial Balance

As at 30 June 2020

Last Year	Code	Account Name	Units	Debits \$	Credits \$
	23800	Distributions Received			
(2,937.48)	23800/APN0008AU	APN AREIT Fund			2,839.56
(7,590.54)	23800/BNT0101AU	Hyperion Small Growth Companies Fund			7,872.36
(811.09)	23800/CSA0038AU2	Bentham Global Income Fund			949.18
(2,179.55)	23800/ETL0015AU	Pimco Aust Bond Fund - Wholesale			710.29
(2,176.39)	23800/ETL0018AU	Pimco Global Bond Fund - Wholesale			1,194.29
(2,244.42)	23800/FID0008AU	Fidelity Aust Equities Fund			4,101.57
(5,748.12)	23800/MAQ0404AU	IFP Global Franchise			5,849.64
(2,128.79)	23800/MAQ0410AU	Walter Scott Global Equity Fund			715.61
(4,471.38)	23800/MAQ0464AU	Arrowstreet Global Equity Fund			6,425.47
(2,043.08)	23800/MGE0001AU	Magellan Global Fund			1,819.36
(749.45)	23800/MGE0002AU2	Magellan Infrastructure Fd			1,025.56
(4,167.52)	23800/PCL0005AU	Pengana Aust Equities Fund			3,099.24
(1,489.24)	23800/RFA0819AU1	Pendal Small Comps Fund			417.13
(541.96)	23800/WHT0015AU5	Resolution Cap Gbl Prop Sec Fund			580.60
(5,648.11)	23800/WHT0039AU	Plato Australian Shares Income Fund			2,721.03
(15,246.95)	24700	Changes in Market Values of Investments		12,930.58	
	25000	Interest Received			
(615.72)	25000/MBL960894822	Macquarie - Cash Management Account			167.46
3,025.00	30100	Accountancy Fees		2,562.50	
	30200	Administration Costs		1,045.50	
259.00	30400	ATO Supervisory Levy		259.00	
495.00	30700	Auditor's Remuneration		461.25	
	37500	Investment Expenses			
10,687.40	37500/00011	Investment Expenses		6,921.99	
	41600	Pensions Paid			
17,760.00	41600/JOYCAR00004 P	(Pensions Paid) Joyce, Carole Grace Florence - Pension (Account Based Pension 3)		19,600.00	
26,240.00	41600/JOYJAM00003P	(Pensions Paid) Joyce, James Thomas - Pension (Account Based Pension 2)		29,400.00	

Joyce Family Superabundance Super Fund

Trial Balance

As at 30 June 2020

Last Year	Code	Account Name	Units	Debits \$	Credits \$
(4,833.60)	48500	Income Tax Expense			2,720.31
7,156.99	49000	Profit/Loss Allocation Account			29,972.16
	50010	Opening Balance			
(296,067.90)	50010/JOYCAR00004 P	(Opening Balance) Joyce, Carole Grace Florence - Pension (Account Based Pension 3)			299,665.94
(413,963.58)	50010/JOYJAM00003P	(Opening Balance) Joyce, James Thomas - Pension (Account Based Pension 2)			417,522.53
	53100	Share of Profit/(Loss)			
(21,358.04)	53100/JOYCAR00004 P	(Share of Profit/(Loss)) Joyce, Carole Grace Florence - Pension (Account Based Pension 3)			7,965.05
(29,798.95)	53100/JOYJAM00003P	(Share of Profit/(Loss)) Joyce, James Thomas - Pension (Account Based Pension 2)			11,062.79
	54160	Pensions Paid			
17,760.00	54160/JOYCAR00004 P	(Pensions Paid) Joyce, Carole Grace Florence - Pension (Account Based Pension 3)		19,600.00	
26,240.00	54160/JOYJAM00003P	(Pensions Paid) Joyce, James Thomas - Pension (Account Based Pension 2)		29,400.00	
	60400	Bank Accounts			
29,440.05	60400/MBL960894822	Macquarie - Cash Management Account		32,393.28	
	61800	Distributions Receivable			
244.79	61800/APN0008AU	APN AREIT Fund		195.83	
7,031.34	61800/BNT0101AU	Hyperion Small Growth Companies Fund		7,673.13	
79.88	61800/CSA0038AU2	Bentham Global Income Fund		168.37	
1,512.06	61800/ETL0015AU	Pimco Aust Bond Fund - Wholesale		505.87	
1,563.57	61800/ETL0018AU	Pimco Global Bond Fund - Wholesale		926.14	
872.16	61800/FID0008AU	Fidelity Aust Equities Fund		2,954.09	
86.99	61800/LMI0004AU	LM Mortgage Income Fund		86.99	
5,748.12	61800/MAQ0404AU	IFP Global Franchise		5,849.64	
2,128.79	61800/MAQ0410AU	Walter Scott Global Equity Fund		715.61	
4,313.40	61800/MAQ0464AU	Arrowstreet Global Equity Fund		6,148.11	
2,043.08	61800/MGE0001AU	Magellan Global Fund		1,819.36	
443.75	61800/MGE0002AU2	Magellan Infrastructure Fd		591.67	

Joyce Family Superabundance Super Fund

Trial Balance

As at 30 June 2020

Last Year	Code	Account Name	Units	Debits \$	Credits \$
3,161.89	61800/PCL0005AU	Pengana Aust Equities Fund		1,806.29	
1,313.59	61800/RFA0819AU1	Pendal Small Comps Fund			0.00
541.96	61800/WHT0015AU5	Resolution Cap Gbl Prop Sec Fund		259.57	
537.44	61800/WHT0039AU	Plato Australian Shares Income Fund		330.24	
	74700	Managed Investments (Australian)			
49,527.19	74700/APN0008AU	APN AREIT Fund	28,156.3500	35,958.47	
58,429.18	74700/BNT0101AU	Hyperion Small Growth Companies Fund	14,030.6363	67,119.76	
23,945.40	74700/CSA0038AU2	Bentham Global Income Fund	22,826.8809	22,972.97	
24,271.41	74700/ETL0015AU	Pimco Aust Bond Fund - Wholesale	24,203.6358	24,770.00	
33,941.13	74700/ETL0018AU	Pimco Global Bond Fund - Wholesale	34,214.8454	34,892.30	
65,143.39	74700/FID0008AU	Fidelity Aust Equities Fund	1,841.0200	60,092.73	
1,639.38	74700/LMI0004AU	LM Mortgage Income Fund	11,709.8400	655.75	
51,335.23	74700/MAQ0404AU	IFP Global Franchise	23,050.2600	54,956.43	
50,873.34	74700/MAQ0410AU	Walter Scott Global Equity Fund	18,516.2300	53,769.28	
64,808.33	74700/MAQ0464AU	Arrowstreet Global Equity Fund	59,852.5400	66,609.89	
41,720.65	74700/MGE0001AU	Magellan Global Fund	17,327.2867	45,459.87	
28,151.63	74700/MGE0002AU2	Magellan Infrastructure Fd	19,722.3099	25,262.31	
53,008.28	74700/PCL0005AU	Pengana Aust Equities Fund	18,587.7700	32,203.31	
22,443.78	74700/RFA0819AU1	Pendal Small Comps Fund	10,332.2800	21,348.56	
31,585.55	74700/WHT0015AU5	Resolution Cap Gbl Prop Sec Fund	18,182.9202	28,096.25	
50,468.14	74700/WHT0039AU	Plato Australian Shares Income Fund	39,339.1031	44,193.55	
	84000	GST Payable/Refundable		3,710.38	
4,833.60	85000	Income Tax Payable/Refundable		2,720.31	
				809,397.13	809,397.13

Current Year Profit/(Loss): (32,692.47)