

# ML & MD Super Fund

## Reports Index

---

Statement of Financial Position

Operating Statement

Notes to the Financial Statements

Trustees Declaration

Compilation Report

Members Statement

Trustee Minute / Resolution

Statement of Taxable Income

Investment Summary

Investment Income

Realised Capital Gains

SMSF Annual Return

Capital Gains Schedule

Losses Schedule

General Ledger - Audit View

Trial Balance

---

## ML & MD Super Fund

# Statement of Financial Position

As at 30 June 2021

	Note	2021	2020
		\$	\$
<b>Assets</b>			
<b>Investments</b>			
Managed Investments (Australian)	2	478,457.04	401,295.30
<b>Total Investments</b>		<u>478,457.04</u>	<u>401,295.30</u>
<b>Other Assets</b>			
Distributions Receivable		20,614.61	17,985.64
Macquarie - Cash Management Account		58,101.58	46,150.45
GST Refundable		573.73	237.00
<b>Total Other Assets</b>		<u>79,289.92</u>	<u>64,373.09</u>
<b>Total Assets</b>		<u>557,746.96</u>	<u>465,668.39</u>
Less:			
<b>Liabilities</b>			
Income Tax Payable		975.25	2,304.22
PAYG Payable		3,816.00	0.00
<b>Total Liabilities</b>		<u>4,791.25</u>	<u>2,304.22</u>
<b>Net assets available to pay benefits</b>		<u>552,955.71</u>	<u>463,364.17</u>
Represented by:			
<b>Liability for accrued benefits allocated to members' accounts</b>			
	4, 5		
Buckler, Michael David - Accumulation		335,210.52	286,020.39
Buckler, Margaret Louise - Accumulation		217,745.19	177,343.78
<b>Total Liability for accrued benefits allocated to members' accounts</b>		<u>552,955.71</u>	<u>463,364.17</u>

The accompanying notes form part of these financial statements.

**ML & MD Super Fund****Operating Statement**

For the year ended 30 June 2021

	Note	2021	2020
		\$	\$
<b>Income</b>			
<b>Investment Income</b>			
Trust Distributions	7	27,794.73	22,088.31
Interest Received		50.84	130.69
<b>Investment Gains</b>			
Changes in Market Values	8	47,161.74	(2,922.79)
<b>Contribution Income</b>			
Employer Contributions		37,324.84	32,717.36
<b>Total Income</b>		<u>112,332.15</u>	<u>52,013.57</u>
<b>Expenses</b>			
Accountancy Fees		1,760.00	3,372.25
Administration Costs		275.00	275.00
ATO Supervisory Levy		259.00	259.00
Auditor's Remuneration		495.00	495.00
Bank Charges		0.00	10.00
Investment Expenses		7,840.66	5,163.16
		<u>10,629.66</u>	<u>9,574.41</u>
<b>Member Payments</b>			
Life Insurance Premiums		7,003.70	6,001.68
<b>Total Expenses</b>		<u>17,633.36</u>	<u>15,576.09</u>
<b>Benefits accrued as a result of operations before income tax</b>			
		<u>94,698.79</u>	<u>36,437.48</u>
Income Tax Expense	9	5,107.25	4,134.22
<b>Benefits accrued as a result of operations</b>		<u>89,591.54</u>	<u>32,303.26</u>

The accompanying notes form part of these financial statements.

# Notes to the Financial Statements

For the year ended 30 June 2021

---

## Note 1: Summary of Significant Accounting Policies

The trustees have prepared the financial statements on the basis that the superannuation fund is a non-reporting entity because there are no users dependent on general purpose financial statements. The financial statements are therefore special purpose financial statements that have been prepared in order to meet the requirements of the Superannuation Industry (Supervision) Act 1993 and accompanying Regulations, the trust deed of the fund and the needs of members.

The financial statements have also been prepared on a cash basis and are based on historical costs, except for investments, which have been measured at market values.

The following significant accounting policies, which are consistent with the policies applied in the previous period unless otherwise stated, have been adopted in the preparation of the financial statements.

The financial statements were authorised for issue by the Trustee(s).

### a. Measurement of Investments

The fund initially recognises:

- (i) an investment when it controls the future economic benefits expected to flow from the asset. For financial assets, the trade date is considered to be the date on which control of the future economic benefits attributable to the asset passes to the fund; and
- (ii) a financial liability on the date it becomes a party to the contractual provisions of the instrument.

Investments of the fund have been measured at their market values, which refers to the amount that a willing buyer could reasonably be expected to pay to acquire the asset from a willing seller if the following assumptions were made:

- that the buyer and the seller deal with each other at arm's length in relation to the sale;
- that the sale occurred after proper marketing of the asset; and
- that the buyer and the seller acted knowledgeably and prudentially in relation to the sale.

Market values have been determined as follows:

- (i) shares and other securities listed on the Australian Securities Exchange by reference to the relevant market quotations at the end of the reporting period;
- (ii) units in managed funds by reference to the unit redemption price at the end of the reporting period;
- (iii) fixed-interest securities by reference to the redemption price at the end of the reporting period;
- (iv) unlisted investments are stated at trustees' assessment based on estimated market value at balance date or where necessary, an external valuer's opinion; and
- (v) investment properties at the trustees' assessment of the market value or where necessary a qualified independent valuer's opinion at the end of reporting period.

Financial liabilities, such as trade creditors and other payables, are measured at the gross value of the outstanding balance at the end of the reporting period. The trustees have determined that the gross values of the fund's financial liabilities are equivalent to their market values. Any remeasurement changes in the gross values of non-current financial liabilities (including liabilities for members' accrued benefits) are recognised in the operating statement in the periods in which they occur.

### b. Cash and Cash Equivalents

Cash and cash equivalents include cash on hand and at call, deposits with banks and short-term, highly liquid investments that are readily convertible to cash and subject to an insignificant risk of change in value.

### c. Revenue

Revenue is recognised at the fair value of the consideration received or receivable.

#### Interest revenue

Interest revenue is recognised in respect of fixed-interest securities, and cash and cash equivalent balances. Interest revenue is recognised upon receipt.

## Notes to the Financial Statements

For the year ended 30 June 2021

---

### Dividend revenue

Dividend revenue is recognised when the dividend has been paid or, in the case of dividend reinvestment schemes, when the dividend is credited to the benefit of the fund.

### Rental revenue

Rental revenue arising from operating leases on investment properties is recognised upon receipt.

### Distribution revenue

Distributions from unit trusts and managed funds are recognised as at the date the unit value is quoted ex-distribution and if not received at the end of the reporting period, are reflected in the statement of financial position as a receivable at market value.

### Remeasurement changes in market values

Remeasurement changes in the market values of assets are recognised as income and are determined as the difference between the market value at year-end or consideration received (if sold during the year) and the market value as at the prior year-end or cost (if the investment was acquired during the period).

### d. Liability for Accrued Benefits

The liability for accrued benefits represents the fund's present obligation to pay benefits to members and beneficiaries and has been calculated as the difference between the carrying amount of the assets and the carrying amount of the other payables and income tax liabilities as at the end of the reporting period.

### e. Goods and Services Tax (GST)

Revenues, expenses and assets are recognised net of the amount of GST, except where the amount of GST incurred is not recoverable from the Australian Taxation Office (ATO).

The net amount of GST recoverable from, or payable to, the ATO is included with other receivables or other payables in the statement of financial position.

### f. Critical Accounting Estimates and Judgements

The preparation of financial statements requires the trustees to make judgements, estimates and assumptions that affect the application of accounting policies and the reported amounts of assets and liabilities, income and expenses. Actual results may differ from these estimates.

Estimates and underlying assumptions are reviewed on an ongoing basis. Revisions to accounting estimates are recognised in the period in which the estimate is revised and in any future period affected.

### Note 2: Managed Investments (Australian)

	2021 \$	2020 \$
APN AREIT Fund	21,104.13	17,556.08
Hyperion Small Growth Companies Fund	28,859.18	25,430.86
Bentham Global Income Fund	9,977.19	9,564.72
Pimco Aust Bond Fund - Wholesale	25,048.30	25,778.79
Pimco Global Bond Fund - Wholesale	39,578.44	30,409.09
Fidelity Aust Equities Fd	69,364.05	37,814.92

## ML & MD Super Fund

# Notes to the Financial Statements

For the year ended 30 June 2021

Franklin Global Growth Fund-CI W	47,565.62	39,085.72
Greencape Wsale Broadcap Fund	50,730.51	38,002.53
Ardea Real Outcome Fund	9,639.55	0.00
IFP Global Franchise	24,728.50	24,176.86
Arrowstreet Glob Equity Fund	26,128.30	24,964.11
Magellan Infrastructure Fd	20,452.21	20,249.86
Platinum - International Fund	39,094.60	33,424.40
Platinum - Asia Fund	24,852.12	25,849.93
Pendal Small Comps Fund	13,199.30	25,573.89
Resolution Cap Gbl Prop Sec Fund	28,135.04	23,413.54
	<hr/>	<hr/>
	478,457.04	401,295.30
	<hr/>	<hr/>

### Note 4: Liability for Accrued Benefits

	2021	2020
	\$	\$
Liability for accrued benefits at beginning of year	463,364.17	431,060.91
Benefits accrued as a result of operations	89,591.54	32,303.26
Current year member movements	0.00	0.00
	<hr/>	<hr/>
Liability for accrued benefits at end of year	552,955.71	463,364.17
	<hr/>	<hr/>

### Note 5: Vested Benefits

Vested benefits are benefits which are not conditional upon continued membership of the fund (or any factor other than resignation from the plan) and include benefits which members were entitled to receive had they terminated their fund membership as at the end of the reporting period.

	2021	2020
	\$	\$
Vested Benefits	<hr/> 552,955.71	<hr/> 463,364.17
	<hr/>	<hr/>

### Note 6: Guaranteed Benefits

No guarantees have been made in respect of any part of the liability for accrued benefits.

## ML & MD Super Fund

# Notes to the Financial Statements

For the year ended 30 June 2021

### Note 7: Trust Distributions

	2021 \$	2020 \$
Resolution Cap Gbl Prop Sec Fund	476.79	483.84
Pimco Aust Bond Fund - Wholesale	381.50	739.20
Hyperion Small Growth Companies Fund	2,332.72	2,982.73
Fidelity Aust Equities Fd	3,012.42	2,581.03
Pimco Global Bond Fund - Wholesale	1,085.55	1,040.84
Magellan Infrastructure Fd	856.84	822.08
Bentham Global Income Fund	596.36	337.05
Greencape Wsale Broadcap Fund	3,273.94	451.36
Ardea Real Outcome Fund	494.78	0.00
Arrowstreet Glob Equity Fund	4,852.25	2,408.13
Platinum - International Fund	1,162.00	1,528.61
Platinum - Asia Fund	4,922.13	2,267.94
APN AREIT Fund	1,147.32	1,027.79
Pendal Small Comps Fund	1,783.21	488.90
IFP Global Franchise	1,416.92	2,573.42
Franklin Global Growth Fund-CI W	0.00	2,355.39
	27,794.73	22,088.31

### Note 8: Changes in Market Values Unrealised Movements in Market Value

	2021 \$	2020 \$
<b>Managed Investments (Australian)</b>		
APN AREIT Fund	3,548.05	(7,443.92)
Antares Prof Select Elite Opportunities	0.00	(241.61)
Antares Prof Select Listed Property Trust	0.00	(1,149.90)
Ardea Real Outcome Fund	(360.45)	0.00
Arrowstreet Glob Equity Fund	1,164.19	(35.89)
Bentham Global Income Fund	412.47	(435.28)
Fidelity Aust Equities Fd	11,549.13	(3,486.12)
Franklin Global Growth Fund-CI W	8,479.90	7,320.96
Greencape Wsale Broadcap Fund	7,727.98	535.57
Hyperion Small Growth Companies Fund	3,428.32	3,292.75
IFP Global Franchise	551.64	1,593.06

## ML & MD Super Fund

# Notes to the Financial Statements

For the year ended 30 June 2021

Magellan Infrastructure Fd	202.35	(2,729.82)
Pendal Small Comps Fund	3,945.82	(2,893.81)
Pimco Aust Bond Fund - Wholesale	(730.49)	518.90
Pimco Global Bond Fund - Wholesale	(830.65)	828.96
Platinum - Asia Fund	(997.81)	3,312.95
Platinum - International Fund	5,670.20	(1,427.53)
Resolution Cap Gbl Prop Sec Fund	4,721.50	(2,907.75)
	48,482.15	(5,348.48)
<b>Total Unrealised Movement</b>	48,482.15	(5,348.48)
<b>Realised Movements in Market Value</b>		
	<b>2021</b>	<b>2020</b>
	<b>\$</b>	<b>\$</b>
<b>Managed Investments (Australian)</b>		
Antares Prof Select Elite Opportunities	0.00	742.59
Antares Prof Select Listed Property Trust	0.00	1,195.45
Magellan Infrastructure Fd	0.00	487.64
Pendal Small Comps Fund	(1,320.41)	0.00
	(1,320.41)	2,425.68
<b>Total Realised Movement</b>	(1,320.41)	2,425.68
<b>Total Market Movement</b>	47,161.74	(2,922.80)
<b>Note 9: Income Tax Expense</b>		
	<b>2021</b>	<b>2020</b>
	<b>\$</b>	<b>\$</b>
The components of tax expense comprise		
Current Tax	5,107.25	4,134.22
Income Tax Expense	5,107.25	4,134.22

The prima facie tax on benefits accrued before income tax is reconciled to the income tax as follows:

Prima facie tax payable on benefits accrued before income tax at 15%	14,204.82	5,465.62
Less:		
Tax effect of:		



## ML & MD Super Fund

# Notes to the Financial Statements

For the year ended 30 June 2021

---

Increase in MV of Investments	7,272.32	0.00
Realised Accounting Capital Gains	(198.06)	363.85
Accounting Trust Distributions	4,169.21	3,313.25
Add:		
Tax effect of:		
Decrease in MV of Investments	0.00	802.27
Franking Credits	155.47	165.60
Foreign Credits	43.76	46.04
Net Capital Gains	2,345.70	1,846.35
Taxable Trust Distributions	446.85	401.55
Distributed Foreign Income	526.39	508.84
Rounding	(0.42)	(0.17)
Income Tax on Taxable Income or Loss	<u>6,479.10</u>	<u>5,559.00</u>
Less credits:		
Franking Credits	1,036.49	1,104.00
Foreign Credits	335.36	320.78
Current Tax or Refund	<u>5,107.25</u>	<u>4,134.22</u>

# **Trustees Declaration**

---

The trustees have determined that the fund is not a reporting entity and that the special purpose financial statements should be prepared in accordance with the accounting policies described in Note 1 to the financial statements.

In the opinion of the trustees:

- (i) the financial statements and notes to the financial statements for the year ended 30 June 2021 present fairly, in all material respects, the financial position of the superannuation fund at 30 June 2021 and the results of its operations for the year then ended in accordance with the accounting policies described in Note 1 to the financial statements;
- (ii) the financial statements and notes to the financial statements have been prepared in accordance with the requirements of the trust deed; and
- (iii) the operation of the superannuation fund has been carried out in accordance with its trust deed and in compliance with the requirements of the Superannuation Industry (Supervision) Act 1993 and associated Regulations during the year ended 30 June 2021.

Signed in accordance with a resolution of the trustees by:

.....  
Michael David Buckler

Trustee

.....  
Margaret Louise Buckler

Trustee

Dated this ..... day of .....2021

## **ML & MD Super Fund**

# **Compilation Report**

---

We have compiled the accompanying special purpose financial statements of the ML & MD Super Fund which comprise the statement of financial position as at 30/06/2021 the operating statement for the year then ended, a summary of significant accounting policies and other explanatory notes. The specific purpose for which the special purpose financial statements have been prepared is set out in Note 1 to the financial statements.

### **The Responsibility of the Trustee**

The Trustee of ML & MD Super Fund are solely responsible for the information contained in the special purpose financial statements, the reliability, accuracy and completeness of the information and for the determination that the financial reporting framework used is appropriate to meet their needs and for the purpose that the financial statements were prepared.

### **Our Responsibility**

On the basis of information provided by the Trustee, we have compiled the accompanying special purpose financial statements in accordance with the financial reporting framework as described in Note 1 to the financial statements and APES 315: Compilation of Financial Information.

We have applied our expertise in accounting and financial reporting to compile these financial statements in accordance with the financial reporting framework described in Note 1 to the financial statements. We have complied with the relevant ethical requirements of APES 110: Code of Ethics for Professional Accountants.

### **Assurance Disclaimer**

Since a compilation engagement is not an assurance engagement, we are not required to verify the reliability, accuracy or completeness of the information provided to us by management to compile these financial statements. Accordingly, we do not express an audit opinion or a review conclusion on these financial statements.

The special purpose financial statements were compiled exclusively for the benefit of the directors of the trustee company who are responsible for the reliability, accuracy and completeness of the information used to compile them. We do not accept responsibility for the contents of the special purpose financial statements.

Julie Chapman

of

Superannuation Professionals Pty Ltd Suite 2A, 140 Bundall Road, BUNDALL, Queensland 4217

Signed:

Dated: 18/11/2021

# ML & MD Super Fund

## Members Statement

Michael David Buckler  
 20 Ocean View Drive  
 Alstonvale, New South Wales, 2477, Australia

### Your Details

Date of Birth : Provided  
 Age: 59  
 Tax File Number: Provided  
 Date Joined Fund: 16/03/2011  
 Service Period Start Date: 25/06/1981  
 Date Left Fund:  
 Member Code: BUCMIC00001A  
 Account Start Date: 16/03/2011  
 Account Phase: Accumulation Phase  
 Account Description: Accumulation

Nominated Beneficiaries N/A  
 Vested Benefits 335,210.52  
 Total Death Benefit 900,210.52  
 Disability Benefit 110,000.00

### Your Balance

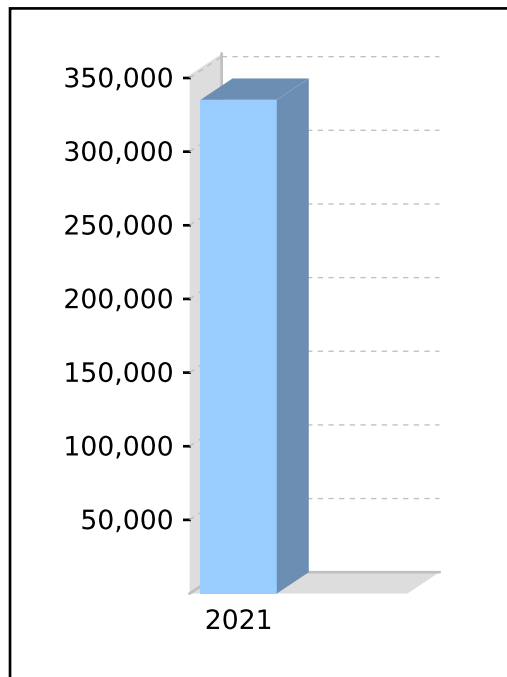
Total Benefits 335,210.52

#### Preservation Components

Preserved 335,210.52  
 Unrestricted Non Preserved  
 Restricted Non Preserved

#### Tax Components

Tax Free 29,090.00  
 Taxable 306,120.52



### Your Detailed Account Summary

	This Year
Opening balance at 01/07/2020	286,020.39
<u>Increases to Member account during the period</u>	
Employer Contributions	16,971.76
Personal Contributions (Concessional)	
Personal Contributions (Non Concessional)	
Government Co-Contributions	
Other Contributions	
Proceeds of Insurance Policies	
Transfers In	
Net Earnings	40,080.90
Internal Transfer In	
<u>Decreases to Member account during the period</u>	
Pensions Paid	
Contributions Tax	2,545.78
Income Tax	446.55
No TFN Excess Contributions Tax	
Excess Contributions Tax	
Refund Excess Contributions	
Division 293 Tax	
Insurance Policy Premiums Paid	4,870.20
Management Fees	
Member Expenses	
Benefits Paid/Transfers Out	
Superannuation Surcharge Tax	
Internal Transfer Out	
Closing balance at 30/06/2021	335,210.52

# ML & MD Super Fund

## Members Statement

Margaret Louise Buckler  
 20 Ocean View Drive  
 Alstonvale, New South Wales, 2477, Australia

### Your Details

Date of Birth :	Provided	Nominated Beneficiaries	N/A
Age:	61	Vested Benefits	217,745.19
Tax File Number:	Provided	Total Death Benefit	535,975.19
Date Joined Fund:	16/03/2011	Current Salary	0.00
Service Period Start Date:	03/01/1989	Previous Salary	0.00
Date Left Fund:		Disability Benefit	0.00
Member Code:	BUCMAR00001A		
Account Start Date	16/03/2011		
Account Phase:	Accumulation Phase		
Account Description:	Accumulation		

### Your Balance

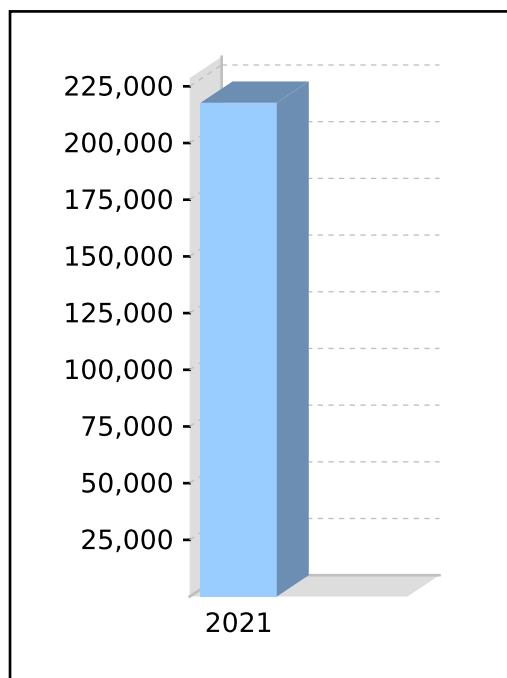
Total Benefits 217,745.19

#### Preservation Components

Preserved 205,604.34  
 Unrestricted Non Preserved 12,140.85  
 Restricted Non Preserved

#### Tax Components

Tax Free 14,038.00  
 Taxable 203,707.19



### Your Detailed Account Summary

	This Year
Opening balance at 01/07/2020	177,343.78
<u>Increases to Member account during the period</u>	
Employer Contributions	20,353.08
Personal Contributions (Concessional)	
Personal Contributions (Non Concessional)	
Government Co-Contributions	
Other Contributions	
Proceeds of Insurance Policies	
Transfers In	
Net Earnings	25,668.60
Internal Transfer In	
<u>Decreases to Member account during the period</u>	
Pensions Paid	
Contributions Tax	3,052.96
Income Tax	433.81
No TFN Excess Contributions Tax	
Excess Contributions Tax	
Refund Excess Contributions	
Division 293 Tax	
Insurance Policy Premiums Paid	2,133.50
Management Fees	
Member Expenses	
Benefits Paid/Transfers Out	
Superannuation Surcharge Tax	
Internal Transfer Out	
Closing balance at 30/06/2021	217,745.19

# Memorandum of Resolutions of Michael David Buckler and Margaret Louise Buckler ATF ML & MD Super Fund

---

## **FINANCIAL STATEMENTS OF SUPERANNUATION FUND:**

It was resolved that the financial statements would be prepared as special purpose financial statements as, in the opinion of the trustee(s), the superannuation fund is a non-reporting entity and therefore is not required to comply with all Australian Accounting Standards.

The Chair tabled the financial statements and notes to the financial statements of the superannuation fund in respect of the year ended 30 June 2021 and it was resolved that such statements be and are hereby adopted as tabled.

## **ANNUAL RETURN:**

Being satisfied that the fund had complied with the requirements of the Superannuation Industry (Supervision) Act 1993 (SISA) and Regulations during the year ended 30 June 2021, it was resolved that the annual return be approved, signed and lodged with the Australian Taxation Office.

## **INVESTMENT STRATEGY:**

The allocation of the fund's assets and the fund's investment performance over the financial year were reviewed and found to be within the acceptable ranges outlined in the investment strategy. After considering the risk, rate of return and liquidity of the investments and the ability of the fund to discharge its existing liabilities, it was resolved that the investment strategy continues to reflect the purposes and circumstances of the fund and its members. Accordingly, no changes in the investment strategy were required.

## **INSURANCE COVER:**

The trustee(s) reviewed the current life and total and permanent disability insurance coverage on offer to the members and resolved that the current insurance arrangements were appropriate for the fund.

## **ALLOCATION OF INCOME:**

It was resolved that the income of the fund would be allocated to the members based on their average daily balance (an alternative allocation basis may be percentage of opening balance).

## **INVESTMENT ACQUISITIONS:**

It was resolved to ratify the investment acquisitions throughout the financial year ended 30 June 2021.

## **INVESTMENT DISPOSALS:**

It was resolved to ratify the investment disposals throughout the financial year ended 30 June 2021.

## **AUDITORS:**

It was resolved that

Tony Boys

of

GPO Box 3376, Rundle Mall, South Australia 5000

act as auditors of the Fund for the next financial year.

## **TAX AGENTS:**

It was resolved that

Superannuation Professionals Pty Ltd

act as tax agents of the Fund for the next financial year.

## **PAYMENT OF BENEFITS:**

The trustee has ensured that any payment of benefits made from the Fund, meets the requirements of the Fund's deed and does not breach the superannuation laws in relation to:

1. making payments to members; and,
2. breaching the Fund or the member investment strategy.

The trustee has reviewed the payment of the benefit and received advice that

**Memorandum of Resolutions of  
Michael David Buckler and Margaret Louise Buckler  
ATF ML & MD Super Fund**

---

the transfer is in accordance with the Deed and the superannuation laws. As such the trustee has resolved to allow the payment of the benefits on behalf of the member.

**CLOSURE:**

Signed as a true record –

.....  
Michael David Buckler  
18 November 2021

.....  
Margaret Louise Buckler  
18 November 2021

# ML & MD Super Fund

## Statement of Taxable Income

For the year ended 30 June 2021

	2021
	\$
Benefits accrued as a result of operations	94,698.79
<b>Less</b>	
Increase in MV of investments	48,482.15
Realised Accounting Capital Gains	(1,320.41)
Accounting Trust Distributions	27,794.73
	<u>74,956.47</u>
<b>Add</b>	
Franking Credits	1,036.49
Foreign Credits	291.72
Net Capital Gains	15,638.00
Taxable Trust Distributions	2,978.99
Distributed Foreign income	3,509.24
	<u>23,454.44</u>
SMSF Annual Return Rounding	(2.76)
	<u>43,194.00</u>
<b>Taxable Income or Loss</b>	<u>43,194.00</u>
Income Tax on Taxable Income or Loss	6,479.10
<b>Less</b>	
Franking Credits	1,036.49
Foreign Credits	335.36
	<u>5,107.25</u>
<b>CURRENT TAX OR REFUND</b>	<u>5,107.25</u>
Supervisory Levy	259.00
Income Tax Instalments Paid	(4,132.00)
	<u>1,234.25</u>
<b>AMOUNT DUE OR REFUNDABLE</b>	<u>1,234.25</u>



ML & MD Super Fund

Investment Summary Report

As at 30 June 2021

Investment	Units	Market Price	Market Value	Average Cost	Accounting Cost	Unrealised Gain/(Loss)	Gain/(Loss)%	Portfolio Weight%
<b>Cash/Bank Accounts</b>								
Macquarie - Cash Managment Account		58,101.580000	58,101.58	58,101.58	58,101.58			10.83 %
			<b>58,101.58</b>		<b>58,101.58</b>		<b>0.00 %</b>	<b>10.83 %</b>
<b>Managed Investments (Australian)</b>								
APN0008AU APN AREIT Fund	13,746.83	1.535200	21,104.13	1.82	25,000.00	(3,895.87)	(15.58) %	3.93 %
HOW0098AU Ardea Real Outcome Fund	10,182.26	0.946700	9,639.55	0.98	10,000.00	(360.45)	(3.60) %	1.80 %
MAQ0464AU Arrowstreet Glob Equity Fund	22,431.58	1.164800	26,128.30	1.11	25,000.00	1,128.30	4.51 %	4.87 %
CSA0038AU Bentham Global Income Fund	9,503.90	1.049800	9,977.19	1.05	10,000.00	(22.81)	(0.23) %	1.86 %
FID0008AU Fidelity Aust Equities Fd	1,777.13	39.031500	69,364.05	33.76	60,000.00	9,364.05	15.61 %	12.93 %
FRT0009AU Franklin Global Growth Fund-CI W	19,643.04	2.421500	47,565.62	1.53	30,001.00	17,564.62	58.55 %	8.86 %
HOW0034AU Greencape Wsale Broadcap Fund	28,334.73	1.790400	50,730.51	1.41	40,000.00	10,730.51	26.83 %	9.45 %
BNT0101AU Hyperion Small Growth Companies Fund	5,316.04	5.428700	28,859.18	3.76	20,000.00	8,859.18	44.30 %	5.38 %
MAQ0404AU IFP Global Franchise	10,140.45	2.438600	24,728.50	1.97	20,000.00	4,728.50	23.64 %	4.61 %
MGE0002AU Magellan Infrastructure Fd	15,809.08	1.293700	20,452.21	1.30	20,487.65	(35.44)	(0.17) %	3.81 %
RFA0819AU Pental Small Comps Fund	5,643.86	2.338700	13,199.30	2.42	13,679.59	(480.29)	(3.51) %	2.46 %
ETL0015AU Pimco Aust Bond Fund - Wholesale	25,189.36	0.994400	25,048.30	0.99	24,985.80	62.50	0.25 %	4.67 %
ETL0018AU Pimco Global Bond Fund - Wholesale	39,641.87	0.998400	39,578.44	1.00	39,677.40	(98.96)	(0.25) %	7.38 %
PLA0004AU Platinum - Asia Fund	9,129.09	2.722300	24,852.12	2.19	20,000.00	4,852.12	24.26 %	4.63 %
PLA0002AU Platinum - International Fund	18,138.82	2.155300	39,094.60	1.65	30,000.00	9,094.60	30.32 %	7.29 %
WHT0015AU Resolution Cap Gbl Prop Sec Fund	15,152.43	1.856800	28,135.04	1.65	25,000.00	3,135.04	12.54 %	5.24 %
			<b>478,457.04</b>		<b>413,831.44</b>	<b>64,625.60</b>	<b>15.62 %</b>	<b>89.17 %</b>
			<b>536,558.62</b>		<b>471,933.02</b>	<b>64,625.60</b>	<b>13.69 %</b>	<b>100.00 %</b>

ML & MD Super Fund

Investment Income Report

As at 30 June 2021

Investment	Total Income	Franked	Unfranked	Interest/ Other	Franking Credits	Foreign Income	Foreign Credits * 1	Assessable Income (Excl. Capital Gains) * 2	TFN Credits	Other Deductions	Distributed Capital Gains	Non-Assessable Payments
<b>Bank Accounts</b>												
Macquarie - Cash Managment Account	50.84			50.84	0.00	0.00	0.00	50.84			0.00	0.00
	<b>50.84</b>			<b>50.84</b>	<b>0.00</b>	<b>0.00</b>	<b>0.00</b>	<b>50.84</b>			<b>0.00</b>	<b>0.00</b>
<b>Managed Investments (Australian)</b>												
APN0008AU APN AREIT Fund	1,147.32	0.00	0.00	151.95	0.00	4.31	0.76	157.02	0.00	0.00	1,031.04	(39.98)
HOW0098AU Ardea Real Outcome Fund	494.78			299.39	0.00	1.83	0.00	301.22		0.00	0.00	193.56
MAQ0464AU Arrowstreet Glob Equity Fund	4,852.25			67.34	0.00	537.15	76.59	681.08		0.00	4,247.76	0.00
CSA0038AU Bentham Global Income Fund	596.36			70.75	0.00	519.67	0.00	590.42		0.00	0.00	5.94
FID0008AU Fidelity Aust Equities Fd	3,012.42	905.46	133.49	15.30	584.48	1.53	0.09	1,640.35	0.00	0.00	1,956.65	0.00
HOW0034AU Greencape Wsale Broadcap Fund	3,273.94	415.86	77.54	89.27	306.54	43.56	10.22	942.99		0.00	2,626.67	21.04
BNT0101AU Hyperion Small Growth Companies Fund	2,332.72				52.03	0.00	0.00	0.58		51.45	2,332.72	51.45
MAQ0404AU IFP Global Franchise	1,416.92			1.28	0.00	338.14	64.81	404.23		0.00	1,077.50	0.00
MGE0002AU Magellan Infrastructure Fd	856.84	2.53	3.35	659.70	5.30	496.38	60.94	1,228.20	0.00	0.00	12.82	(317.94)
RFA0819AU Pendal Small Comps Fund	1,783.21	60.47	7.90	0.78	85.80	6.77	4.84	166.56		0.00	1,676.97	30.32
ETL0015AU Pimco Aust Bond Fund - Wholesale	381.50			34.87	0.00	35.08	0.00	69.95		0.00	0.00	311.55
ETL0018AU Pimco Global Bond Fund - Wholesale	1,085.55			14.19	0.00	1,071.36	0.00	1,085.55		0.00	0.00	0.00
PLA0004AU Platinum - Asia Fund	4,922.13	0.00	0.00	0.00	0.00	0.00	43.64	0.00	0.00	0.00	4,965.78	0.00
PLA0002AU Platinum - International Fund	1,162.00	0.00	0.00	0.00	2.34	0.00	0.00	2.34	0.00	0.00	1,162.00	0.00
WHT0015AU Resolution Cap Gbl Prop Sec Fund	476.79	0.49		18.53	0.00	453.46	73.47	545.95	0.00	0.00	0.00	4.31
	<b>27,794.73</b>	<b>1,384.81</b>	<b>222.28</b>	<b>1,423.35</b>	<b>1,036.49</b>	<b>3,509.24</b>	<b>335.36</b>	<b>7,816.44</b>	<b>0.00</b>	<b>51.45</b>	<b>21,089.91</b>	<b>260.25</b>

## ML & MD Super Fund

# Investment Income Report

As at 30 June 2021

Investment	Total Income	Franked	Unfranked	Interest/ Other	Franking Credits	Foreign Income	Foreign Credits * 1	Assessable Income	TFN Credits	Other Deductions	Distributed Capital Gains	Non- Assessable Payments
								(Excl. Capital Gains) * 2				
	27,845.57	1,384.81	222.28	1,474.19	1,036.49	3,509.24	335.36	7,867.28	0.00	51.45	21,089.91	260.25

Assessable Income (Excl. Capital Gains) **7,867.28**

Net Capital Gain **16,686.61**

---

**Total Assessable Income** **24,553.89**

\* 1 Includes foreign credits from foreign capital gains.

\* 2 Assessable Income in the SMSF Annual Return will be different as capital gains and losses from disposals of assets have not been included.

For a breakdown of Distributed Capital Gains and Non-Assessable Payments refer to Distributions Reconciliation Report.

ML & MD Super Fund

# Realised Capital Gains Report

For The Period 01 July 2020 - 30 June 2021

Investment		Accounting Treatment				Tax Treatment						
Purchase Contract Date	Disposal Contract Date	Units	Cost	Proceeds	Accounting Profit/(Loss)	Adjusted Cost Base	Reduced Cost Base	Indexed Cost Base	Indexed Gains	Discounted Gains (Gross)	Other Gains	Capital Loss
<b>Managed Investments (Australian)</b>												
APN AREIT Fund												
		0.00	0.00	0.00	0.00	0.00	0.00	0.00	0.00	999.65	31.39	0.00
		<b>0.00</b>	<b>0.00</b>	<b>0.00</b>	<b>0.00</b>	<b>0.00</b>	<b>0.00</b>	<b>0.00</b>	<b>0.00</b>	<b>999.65</b>	<b>31.39</b>	<b>0.00</b>
Arrowstreet Glob Equity Fund												
		0.00	0.00	0.00	0.00	0.00	0.00	0.00	0.00	1,318.98	2,928.78	0.00
		<b>0.00</b>	<b>0.00</b>	<b>0.00</b>	<b>0.00</b>	<b>0.00</b>	<b>0.00</b>	<b>0.00</b>	<b>0.00</b>	<b>1,318.98</b>	<b>2,928.78</b>	<b>0.00</b>
Fidelity Aust Equities Fd												
		0.00	0.00	0.00	0.00	0.00	0.00	0.00	0.00	1,956.65	0.00	0.00
		<b>0.00</b>	<b>0.00</b>	<b>0.00</b>	<b>0.00</b>	<b>0.00</b>	<b>0.00</b>	<b>0.00</b>	<b>0.00</b>	<b>1,956.65</b>	<b>0.00</b>	<b>0.00</b>
Greencape Wsale Broadcap Fund												
		0.00	0.00	0.00	0.00	0.00	0.00	0.00	0.00	1,931.06	695.61	0.00
		<b>0.00</b>	<b>0.00</b>	<b>0.00</b>	<b>0.00</b>	<b>0.00</b>	<b>0.00</b>	<b>0.00</b>	<b>0.00</b>	<b>1,931.06</b>	<b>695.61</b>	<b>0.00</b>
Hyperion Small Growth Companies Fund												
		0.00	0.00	0.00	0.00	0.00	0.00	0.00	0.00	2,332.72	0.00	0.00
		<b>0.00</b>	<b>0.00</b>	<b>0.00</b>	<b>0.00</b>	<b>0.00</b>	<b>0.00</b>	<b>0.00</b>	<b>0.00</b>	<b>2,332.72</b>	<b>0.00</b>	<b>0.00</b>
IFP Global Franchise												
		0.00	0.00	0.00	0.00	0.00	0.00	0.00	0.00	1,077.50	0.00	0.00
		<b>0.00</b>	<b>0.00</b>	<b>0.00</b>	<b>0.00</b>	<b>0.00</b>	<b>0.00</b>	<b>0.00</b>	<b>0.00</b>	<b>1,077.50</b>	<b>0.00</b>	<b>0.00</b>
Magellan Infrastructure Fd												

ML & MD Super Fund

# Realised Capital Gains Report

For The Period 01 July 2020 - 30 June 2021

Investment		Accounting Treatment				Tax Treatment						
Purchase Contract Date	Disposal Contract Date	Units	Cost	Proceeds	Accounting Profit/(Loss)	Adjusted Cost Base	Reduced Cost Base	Indexed Cost Base	Indexed Gains	Discounted Gains (Gross)	Other Gains	Capital Loss
<b>Managed Investments (Australian)</b>												
		0.00	0.00	0.00	0.00	0.00	0.00	0.00	0.00	12.82	0.00	0.00
		<b>0.00</b>	<b>0.00</b>	<b>0.00</b>	<b>0.00</b>	<b>0.00</b>	<b>0.00</b>	<b>0.00</b>	<b>0.00</b>	<b>12.82</b>	<b>0.00</b>	<b>0.00</b>
Pental Small Comps Fund												
		0.00	0.00	0.00	0.00	0.00	0.00	0.00	0.00	1,599.58	77.39	0.00
		<b>0.00</b>	<b>0.00</b>	<b>0.00</b>	<b>0.00</b>	<b>0.00</b>	<b>0.00</b>	<b>0.00</b>	<b>0.00</b>	<b>1,599.58</b>	<b>77.39</b>	<b>0.00</b>
Platinum - Asia Fund												
		0.00	0.00	0.00	0.00	0.00	0.00	0.00	0.00	823.59	4,098.55	0.00
		<b>0.00</b>	<b>0.00</b>	<b>0.00</b>	<b>0.00</b>	<b>0.00</b>	<b>0.00</b>	<b>0.00</b>	<b>0.00</b>	<b>823.59</b>	<b>4,098.55</b>	<b>0.00</b>
Platinum - International Fund												
		0.00	0.00	0.00	0.00	0.00	0.00	0.00	0.00	1,164.33	0.00	0.00
		<b>0.00</b>	<b>0.00</b>	<b>0.00</b>	<b>0.00</b>	<b>0.00</b>	<b>0.00</b>	<b>0.00</b>	<b>0.00</b>	<b>1,164.33</b>	<b>0.00</b>	<b>0.00</b>
RFA0819AU3 - Pental Small Comps Fund												
02/10/2018	16/09/2020	6,733.40	16,320.41	15,000.00	(1,320.41)	16,048.99	16,048.99	0.00	0.00	0.00	0.00	(1,048.99)
		<b>6,733.40</b>	<b>16,320.41</b>	<b>15,000.00</b>	<b>(1,320.41)</b>	<b>16,048.99</b>	<b>16,048.99</b>	<b>0.00</b>	<b>0.00</b>	<b>0.00</b>	<b>0.00</b>	<b>(1,048.99)</b>
		<b>6,733.40</b>	<b>16,320.41</b>	<b>15,000.00</b>	<b>(1,320.41)</b>	<b>16,048.99</b>	<b>16,048.99</b>	<b>0.00</b>	<b>0.00</b>	<b>13,216.88</b>	<b>7,831.72</b>	<b>(1,048.99)</b>
		<b>6,733.40</b>	<b>16,320.41</b>	<b>15,000.00</b>	<b>(1,320.41)</b>	<b>16,048.99</b>	<b>16,048.99</b>	<b>0.00</b>	<b>0.00</b>	<b>13,216.88</b>	<b>7,831.72</b>	<b>(1,048.99)</b>

# Self-managed superannuation fund annual return **2021**

## Who should complete this annual return?

Only self-managed superannuation funds (SMSFs) can complete this annual return. All other funds must complete the *Fund income tax return 2021* (NAT 71287).

- ❗ The *Self-managed superannuation fund annual return instructions 2021* (NAT 71606) (the instructions) can assist you to complete this annual return.
- ➡ The SMSF annual return cannot be used to notify us of a change in fund membership. You must update fund details via [ABR.gov.au](http://ABR.gov.au) or complete the Change of details for superannuation entities form (NAT 3036).

## To complete this annual return

- Print clearly, using a BLACK pen only.
  - Use BLOCK LETTERS and print one character per box.
- 
- Place  in ALL applicable boxes.

- ➡ Postal address for annual returns:

**Australian Taxation Office**  
**GPO Box 9845**  
**[insert the name and postcode**  
**of your capital city]**

For example;

**Australian Taxation Office**  
**GPO Box 9845**  
**SYDNEY NSW 2001**

## Section A: Fund information

### 1 Tax file number (TFN)

- ❗ The ATO is authorised by law to request your TFN. You are not obliged to quote your TFN but not quoting it could increase the chance of delay or error in processing your annual return. See the Privacy note in the Declaration.

- ➡ To assist processing, write the fund's TFN at the top of pages 3, 5, 7 and 9.

### 2 Name of self-managed superannuation fund (SMSF)

### 3 Australian business number (ABN) (if applicable)

### 4 Current postal address

Suburb/town

State/territory

Postcode

### 5 Annual return status

Is this an amendment to the SMSF's 2021 return?

**A** No Yes

Is this the first required return for a newly registered SMSF?

**B** No Yes

**6 SMSF auditor**

Auditor's name

Title: Mr  Mrs  Miss  Ms  Other

Family name

First given name

Other given names

SMSF Auditor Number

Auditor's phone number

Postal address

Suburb/town

State/territory

Postcode

Date audit was completed **A**  /  /   
Day / Month / YearWas Part A of the audit report qualified? **B** No YesWas Part B of the audit report qualified? **C** No YesIf Part B of the audit report was qualified,  
have the reported issues been rectified? **D** No Yes

---

**7 Electronic funds transfer (EFT)**

We need your self-managed super fund's financial institution details to pay any super payments and tax refunds owing to you.

**A Fund's financial institution account details**

This account is used for super contributions and rollovers. Do not provide a tax agent account here.

Fund BSB number

Fund account number

Fund account name

I would like my tax refunds made to this account.  Go to C.**B Financial institution account details for tax refunds**

This account is used for tax refunds. You can provide a tax agent account here.

BSB number

Account number

Account name

**C Electronic service address alias**Provide the electronic service address alias (ESA) issued by your SMSF messaging provider.  
(For example, SMSFdataESAAlias). See instructions for more information.

- 8 Status of SMSF** Australian superannuation fund **A** No Yes Fund benefit structure **B** Code  
 Does the fund trust deed allow acceptance of the Government's Super Co-contribution and Low Income Super Amounts? **C** No Yes

**9 Was the fund wound up during the income year?**

No Yes **▶** If yes, provide the date on which the fund was wound up Day / Month / Year **▶** Have all tax lodgment and payment obligations been met? No Yes

**10 Exempt current pension income**

Did the fund pay retirement phase superannuation income stream benefits to one or more members in the income year?

To claim a tax exemption for current pension income, you must pay at least the minimum benefit payment under the law. Record exempt current pension income at Label **A**.

No **▶** Go to Section B: Income.

Yes **▶** Exempt current pension income amount **A** \$

Which method did you use to calculate your exempt current pension income?

Segregated assets method **B**

Unsegregated assets method **C** **▶** Was an actuarial certificate obtained? **D** Yes

Did the fund have any other income that was assessable?

**E** Yes **▶** Go to Section B: Income.

No **▶** Choosing 'No' means that you do not have any assessable income, including no-TFN quoted contributions. Go to Section C: Deductions and non-deductible expenses. (Do **not** complete Section B: Income.)

If you are entitled to claim any tax offsets, you can list these at Section D: Income tax calculation statement.



## Section B: Income

**Do not complete this section** if all superannuation interests in the SMSF were supporting superannuation income streams in the retirement phase for the **entire year**, there was **no** other income that was assessable, and you **have not** realised a deferred notional gain. If you are entitled to claim any tax offsets, you can record these at Section D: Income tax calculation statement.

### 11 Income

Did you have a capital gains tax (CGT) event during the year? **G** No Yes

If the total capital loss or total capital gain is greater than \$10,000 or you elected to use the transitional CGT relief in 2017 and the deferred notional gain has been realised, complete and attach a *Capital gains tax (CGT) schedule 2021*.

Have you applied an exemption or rollover? **M** No Yes

Code

Net capital gain **A** \$

Gross rent and other leasing and hiring income **B** \$

Gross interest **C** \$

Forestry managed investment scheme income **X** \$

Gross foreign income <b>D1</b> \$	Net foreign income <b>D</b> \$	Loss <input type="text"/>
-----------------------------------	--------------------------------	---------------------------

Australian franking credits from a New Zealand company **E** \$

Transfers from foreign funds **F** \$

Number

Gross payments where ABN not quoted **H** \$

Gross distribution from partnerships **I** \$

Loss

\*Unfranked dividend amount **J** \$

\*Franked dividend amount **K** \$

\*Dividend franking credit **L** \$

\*Gross trust distributions **M** \$

Code

<b>Calculation of assessable contributions</b> Assessable employer contributions <b>R1</b> \$
plus Assessable personal contributions <b>R2</b> \$
plus **No-TFN-quoted contributions <b>R3</b> \$ <i>(an amount must be included even if it is zero)</i>
less Transfer of liability to life insurance company or PST <b>R6</b> \$

<b>Assessable contributions</b> <b>R</b> \$ <i>(R1 plus R2 plus R3 less R6)</i>
---

<b>Calculation of non-arm's length income</b> *Net non-arm's length private company dividends <b>U1</b> \$
plus *Net non-arm's length trust distributions <b>U2</b> \$
plus *Net other non-arm's length income <b>U3</b> \$

*Other income <b>S</b> \$	Code <input type="text"/>
*Assessable income due to changed tax status of fund <b>T</b> \$	
<b>Net non-arm's length income</b> <b>U</b> \$ <i>(subject to 45% tax rate) (U1 plus U2 plus U3)</i>	

#This is a mandatory label.  
\*If an amount is entered at this label, check the instructions to ensure the correct tax treatment has been applied.

<b>GROSS INCOME</b> <b>W</b> \$ <i>(Sum of labels A to U)</i>	Loss <input type="text"/>
---	---------------------------

Exempt current pension income **Y** \$

<b>TOTAL ASSESSABLE INCOME</b> <b>V</b> \$ <i>(W less Y)</i>	Loss <input type="text"/>
--	---------------------------

## Section C: Deductions and non-deductible expenses

### 12 Deductions and non-deductible expenses

- Under 'Deductions' list all expenses and allowances you are entitled to claim a deduction for. Under 'Non-deductible expenses', list all other expenses or normally allowable deductions that you cannot claim as a deduction (for example, all expenses related to exempt current pension income should be recorded in the 'Non-deductible expenses' column).

DEDUCTIONS		NON-DEDUCTIBLE EXPENSES	
Interest expenses within Australia	<b>A1 \$</b>		<b>A2 \$</b>
Interest expenses overseas	<b>B1 \$</b>		<b>B2 \$</b>
Capital works expenditure	<b>D1 \$</b>		<b>D2 \$</b>
Decline in value of depreciating assets	<b>E1 \$</b>		<b>E2 \$</b>
Insurance premiums – members	<b>F1 \$</b>		<b>F2 \$</b>
SMSF auditor fee	<b>H1 \$</b>		<b>H2 \$</b>
Investment expenses	<b>I1 \$</b>		<b>I2 \$</b>
Management and administration expenses	<b>J1 \$</b>		<b>J2 \$</b>
Forestry managed investment scheme expense	<b>U1 \$</b>		<b>U2 \$</b>
Other amounts	<b>L1 \$</b>	Code	<b>L2 \$</b>
Tax losses deducted	<b>M1 \$</b>		

**TOTAL DEDUCTIONS**  
**N \$**  
 (Total **A1** to **M1**)

**TOTAL NON-DEDUCTIBLE EXPENSES**  
**Y \$**  
 (Total **A2** to **L2**)

**#TAXABLE INCOME OR LOSS** Loss  
**O \$**  
 (TOTAL ASSESSABLE INCOME *less*  
 TOTAL DEDUCTIONS)

**TOTAL SMSF EXPENSES**  
**Z \$**  
 (N *plus* Y)

#This is a mandatory label.

## Section D: Income tax calculation statement

### #Important:

Section B label **R3**, Section C label **O** and Section D labels **A, T1, J, T5** and **I** are mandatory. If you leave these labels blank, you will have specified a zero amount.

### 13 Calculation statement

Please refer to the *Self-managed superannuation fund annual return instructions 2021* on how to complete the calculation statement.

#Taxable income	<b>A \$</b>	<i>(an amount must be included even if it is zero)</i>
#Tax on taxable income	<b>T1 \$</b>	<i>(an amount must be included even if it is zero)</i>
#Tax on no-TFN-quoted contributions	<b>J \$</b>	<i>(an amount must be included even if it is zero)</i>

Gross tax **B \$**

*(T1 plus J)*

Foreign income tax offset	
<b>C1 \$</b>	
Rebates and tax offsets	Non-refundable non-carry forward tax offsets
<b>C2 \$</b>	<b>C \$</b>
	<i>(C1 plus C2)</i>

SUBTOTAL 1

**T2 \$**

*(B less C – cannot be less than zero)*

Early stage venture capital limited partnership tax offset	
<b>D1 \$</b>	
Early stage venture capital limited partnership tax offset carried forward from previous year	Non-refundable carry forward tax offsets
<b>D2 \$</b>	<b>D \$</b>
Early stage investor tax offset	<i>(D1 plus D2 plus D3 plus D4)</i>
<b>D3 \$</b>	
Early stage investor tax offset carried forward from previous year	SUBTOTAL 2
<b>D4 \$</b>	<b>T3 \$</b>
	<i>(T2 less D – cannot be less than zero)</i>

Complying fund's franking credits tax offset	
<b>E1 \$</b>	
No-TFN tax offset	
<b>E2 \$</b>	
National rental affordability scheme tax offset	
<b>E3 \$</b>	
Exploration credit tax offset	Refundable tax offsets
<b>E4 \$</b>	<b>E \$</b>
	<i>(E1 plus E2 plus E3 plus E4)</i>

#TAX PAYABLE **T5 \$**

*(T3 less E – cannot be less than zero)*

Section 102AAM interest charge

**G \$**

Credit for interest on early payments – amount of interest	
<b>H1 \$</b>	
Credit for tax withheld – foreign resident withholding (excluding capital gains)	
<b>H2 \$</b>	
Credit for tax withheld – where ABN or TFN not quoted (non-individual)	
<b>H3 \$</b>	
Credit for TFN amounts withheld from payments from closely held trusts	
<b>H5 \$</b>	
Credit for interest on no-TFN tax offset	
<b>H6 \$</b>	
Credit for foreign resident capital gains withholding amounts	
<b>H8 \$</b>	
	<b>Eligible credits</b>
	<b>H \$</b>
	<i>(H1 plus H2 plus H3 plus H5 plus H6 plus H8)</i>

<b>#Tax offset refunds</b> (Remainder of refundable tax offsets)	<b>I \$</b>	<i>(unused amount from label E – an amount must be included even if it is zero)</i>
---	-------------	---

PAYG instalments raised

**K \$**

Supervisory levy

**L \$**

Supervisory levy adjustment for wound up funds

**M \$**

Supervisory levy adjustment for new funds

**N \$**

<b>AMOUNT DUE OR REFUNDABLE</b> A positive amount at <b>S</b> is what you owe, while a negative amount is refundable to you.	<b>S \$</b>	<i>(T5 plus G less H less I less K plus L less M plus N)</i>
---	-------------	--

#This is a mandatory label.

**Section E: Losses****14 Losses**

**!** If total loss is greater than \$100,000, complete and attach a *Losses schedule 2021*.

Tax losses carried forward to later income years **U \$**Net capital losses carried forward to later income years **V \$**

## Section F: Member information

### MEMBER 1

Title: Mr Mrs Miss Ms Other

Family name

First given name

Other given names

### Member's TFN

See the Privacy note in the Declaration.

Date of birth

### Contributions

OPENING ACCOUNT BALANCE \$

**!** Refer to instructions for completing these labels.

Employer contributions

**A \$**

ABN of principal employer

**A1**

Personal contributions

**B \$**

CGT small business retirement exemption

**C \$**

CGT small business 15-year exemption amount

**D \$**

Personal injury election

**E \$**

Spouse and child contributions

**F \$**

Other third party contributions

**G \$**

Proceeds from primary residence disposal

**H \$**

Receipt date Day / Month / Year

**H1**

Assessable foreign superannuation fund amount

**I \$**

Non-assessable foreign superannuation fund amount

**J \$**

Transfer from reserve: assessable amount

**K \$**

Transfer from reserve: non-assessable amount

**L \$**

Contributions from non-complying funds and previously non-complying funds

**T \$**

Any other contributions (including Super Co-contributions and Low Income Super Amounts)

**M \$**

**TOTAL CONTRIBUTIONS N \$**

(Sum of labels **A** to **M**)

### Other transactions

Allocated earnings or losses **O \$**

Loss

Accumulation phase account balance

**S1 \$**

Inward rollovers and transfers **P \$**

Retirement phase account balance - Non CDBIS

**S2 \$**

Outward rollovers and transfers **Q \$**

Retirement phase account balance - CDBIS

**S3 \$**

Lump Sum payments **R1 \$**

Income stream payments **R2 \$**

Code

Code

TRIS Count

**CLOSING ACCOUNT BALANCE S \$**

(**S1** plus **S2** plus **S3**)

Accumulation phase value **X1 \$**

Retirement phase value **X2 \$**

Outstanding limited recourse borrowing arrangement amount **Y \$**

**MEMBER 2**

Title: Mr Mrs Miss Ms Other

Family name

First given name

Other given names

**Member's TFN**

See the Privacy note in the Declaration.

**Date of birth**

**Contributions**

OPENING ACCOUNT BALANCE \$

**!** Refer to instructions for completing these labels.

Employer contributions

**A \$**

ABN of principal employer

**A1**

Personal contributions

**B \$**

CGT small business retirement exemption

**C \$**

CGT small business 15-year exemption amount

**D \$**

Personal injury election

**E \$**

Spouse and child contributions

**F \$**

Other third party contributions

**G \$**

Proceeds from primary residence disposal

**H \$**

Receipt date Day / Month / Year

**H1**

Assessable foreign superannuation fund amount

**I \$**

Non-assessable foreign superannuation fund amount

**J \$**

Transfer from reserve: assessable amount

**K \$**

Transfer from reserve: non-assessable amount

**L \$**

Contributions from non-complying funds and previously non-complying funds

**T \$**

Any other contributions (including Super Co-contributions and Low Income Super Amounts)

**M \$**

**TOTAL CONTRIBUTIONS N \$**

(Sum of labels **A** to **M**)

**Other transactions**

Allocated earnings or losses **O \$**

Loss

Accumulation phase account balance

**S1 \$**

Inward rollovers and transfers **P \$**

Retirement phase account balance - Non CDBIS

**S2 \$**

Outward rollovers and transfers **Q \$**

Retirement phase account balance - CDBIS

**S3 \$**

Lump Sum payments **R1 \$**

Income stream payments **R2 \$**

Code

Code

TRIS Count

**CLOSING ACCOUNT BALANCE S \$**

(**S1** plus **S2** plus **S3**)

Accumulation phase value **X1 \$**

Retirement phase value **X2 \$**

Outstanding limited recourse borrowing arrangement amount **Y \$**

**OFFICIAL: Sensitive** (when completed)

---

**Section H: Assets and liabilities**
**15 ASSETS**

15a Australian managed investments

Listed trusts **A** \$

Unlisted trusts **B** \$

Insurance policy **C** \$

Other managed investments **D** \$

---

15b Australian direct investments

<p><b>Limited recourse borrowing arrangements</b></p> <p>Australian residential real property <b>J1</b> \$</p> <p>Australian non-residential real property <b>J2</b> \$</p> <p>Overseas real property <b>J3</b> \$</p> <p>Australian shares <b>J4</b> \$</p> <p>Overseas shares <b>J5</b> \$</p> <p>Other <b>J6</b> \$</p> <p>Property count <b>J7</b></p>	<p>Cash and term deposits <b>E</b> \$</p> <p>Debt securities <b>F</b> \$</p> <p style="padding-left: 100px;">Loans <b>G</b> \$</p> <p style="padding-left: 100px;">Listed shares <b>H</b> \$</p> <p style="padding-left: 100px;">Unlisted shares <b>I</b> \$</p> <p style="padding-left: 100px;">Limited recourse borrowing arrangements <b>J</b> \$</p> <p style="padding-left: 100px;">Non-residential real property <b>K</b> \$</p> <p style="padding-left: 100px;">Residential real property <b>L</b> \$</p> <p style="padding-left: 100px;">Collectables and personal use assets <b>M</b> \$</p> <p style="padding-left: 100px;">Other assets <b>O</b> \$</p>
--	--

---

15c Other investments

Crypto-Currency **N** \$

---

15d Overseas direct investments

Overseas shares **P** \$

Overseas non-residential real property **Q** \$

Overseas residential real property **R** \$

Overseas managed investments **S** \$

Other overseas assets **T** \$

<b>TOTAL AUSTRALIAN AND OVERSEAS ASSETS U</b> \$ <small>(Sum of labels <b>A</b> to <b>T</b>)</small>
---

---

**15e In-house assets**

Did the fund have a loan to, lease to or investment in, related parties (known as in-house assets) at the end of the income year?

**A** No      Yes    **)** \$

**15f Limited recourse borrowing arrangements**

If the fund had an LRBA were the LRBA borrowings from a licensed financial institution? **A** No  Yes

Did the members or related parties of the fund use personal guarantees or other security for the LRBA? **B** No  Yes

**16 LIABILITIES**

Borrowings for limited recourse borrowing arrangements	
<b>V1 \$</b>	
Permissible temporary borrowings	
<b>V2 \$</b>	
Other borrowings	
<b>V3 \$</b>	Borrowings <b>V \$</b>
Total member closing account balances (total of all <b>CLOSING ACCOUNT BALANCES</b> from Sections F and G) <b>W \$</b>	
Reserve accounts <b>X \$</b>	
Other liabilities <b>Y \$</b>	
<b>TOTAL LIABILITIES Z \$</b>	

**Section I: Taxation of financial arrangements****17 Taxation of financial arrangements (TOFA)**

Total TOFA gains **H \$**

Total TOFA losses **I \$**

**Section J: Other information****Family trust election status**

If the trust or fund has made, or is making, a family trust election, write the four-digit **income year specified** of the election (for example, for the 2020–21 income year, write **2021**). **A**

If revoking or varying a family trust election, print **R** for revoke or print **V** for variation, and complete and attach the *Family trust election, revocation or variation 2021*. **B**


**Interposed entity election status**

If the trust or fund has an existing election, write the earliest income year specified. If the trust or fund is making one or more elections this year, write the earliest income year being specified and complete an *Interposed entity election or revocation 2021* for each election. **C**

If revoking an interposed entity election, print **R**, and complete and attach the *Interposed entity election or revocation 2021*. **D**



## Section K: Declarations

 Penalties may be imposed for false or misleading information in addition to penalties relating to any tax shortfalls.

### Important

Before making this declaration check to ensure that all income has been disclosed and the annual return, all attached schedules and any additional documents are true and correct in every detail. If you leave labels blank, you will have specified a zero amount or the label was not applicable to you. If you are in doubt about any aspect of the annual return, place all the facts before the ATO.

### Privacy

The ATO is authorised by the *Taxation Administration Act 1953* to request the provision of tax file numbers (TFNs). We will use the TFN to identify the entity in our records. It is not an offence not to provide the TFN. However if you do not provide the TFN, the processing of this form may be delayed.

Taxation law authorises the ATO to collect information and disclose it to other government agencies. For information about your privacy go to [ato.gov.au/privacy](https://ato.gov.au/privacy)

### TRUSTEE'S OR DIRECTOR'S DECLARATION:

I declare that, the current trustees and directors have authorised this annual return and it is documented as such in the SMSF's records. I have received a copy of the audit report and are aware of any matters raised therein. The information on this annual return, including any attached schedules and additional documentation is true and correct.

Authorised trustee's, director's or public officer's signature

Date Day / Month / Year

### Preferred trustee or director contact details:

Title: Mr Mrs Miss Ms Other

Family name

First given name

Other given names

Phone number

Email address

Non-individual trustee name (if applicable)

ABN of non-individual trustee

Time taken to prepare and complete this annual return **Hrs**

 The Commissioner of Taxation, as Registrar of the Australian Business Register, may use the ABN and business details which you provide on this annual return to maintain the integrity of the register. For further information, refer to the instructions.

### TAX AGENT'S DECLARATION:

I declare that the *Self-managed superannuation fund annual return 2021* has been prepared in accordance with information provided by the trustees, that the trustees have given me a declaration stating that the information provided to me is true and correct, and that the trustees have authorised me to lodge this annual return.

Tax agent's signature

Date Day / Month / Year

### Tax agent's contact details

Title: Mr Mrs Miss Ms Other

Family name

First given name

Other given names

Tax agent's practice

Tax agent's phone number

Reference number

Tax agent number

# Capital gains tax (CGT) schedule

# 202%

### When completing this form

- Print clearly, using a black or dark blue pen only.
- Use BLOCK LETTERS and print one character in each box.

S	M	I	T	H		S	T												
---	---	---	---	---	--	---	---	--	--	--	--	--	--	--	--	--	--	--	--

- Do not use correction fluid or covering stickers.
- Sign next to any corrections with your **full signature** (not initials).

- Use in conjunction with company, trust, fund income tax return or the self-managed superannuation fund annual return.
- Refer to the *Guide to capital gains tax 202F* available on our website at [ato.gov.au](http://ato.gov.au) for instructions on how to complete this schedule.

### Tax file number (TFN)

**I** We are authorised by law to request your TFN. You do not have to quote your TFN. However, if you don't it could increase the chance of delay or error in processing your form.

### Australian business number (ABN)

### Taxpayer's name

## 1 Current year capital gains and capital losses

	Capital gain		Capital loss
Shares in companies listed on an Australian securities exchange	<b>A \$</b>		<b>K \$</b>
Other shares	<b>B \$</b>		<b>L \$</b>
Units in unit trusts listed on an Australian securities exchange	<b>C \$</b>		<b>M \$</b>
Other units	<b>D \$</b>		<b>N \$</b>
Real estate situated in Australia	<b>E \$</b>		<b>O \$</b>
Other real estate	<b>F \$</b>		<b>P \$</b>
Amount of capital gains from a trust (including a managed fund)	<b>G \$</b>		
Collectables	<b>H \$</b>		<b>Q \$</b>
Other CGT assets and any other CGT events	<b>I \$</b>		<b>R \$</b>
Amount of capital gain previously deferred under transitional CGT relief for superannuation funds	<b>S \$</b>		
<b>Total current year capital gains</b>	<b>J \$</b>		

Add the amounts at labels **K** to **R** and write the total in item 2 label **A – Total current year capital losses**.

---

**2 Capital losses**Total current year capital losses **A \$**Total current year capital losses applied **B \$**Total prior year net capital losses applied **C \$**Total capital losses transferred in applied  
(only for transfers involving a foreign bank branch or  
permanent establishment of a foreign financial entity) **D \$**Total capital losses applied **E \$**Add amounts at **B**, **C** and **D**.

---

**3 Unapplied net capital losses carried forward**Net capital losses from collectables carried forward to later income years **A \$**Other net capital losses carried forward to later income years **B \$**Add amounts at **A** and **B** and transfer the total  
to label **V – Net capital losses carried forward  
to later income years** on your tax return.

---

**4 CGT discount**Total CGT discount applied **A \$**

---

**5 CGT concessions for small business**Small business active asset reduction **A \$**Small business retirement exemption **B \$**Small business rollover **C \$**Total small business concessions applied **D \$**

---

**6 Net capital gain**Net capital gain **A \$****1J less 2E less 4A less 5D** (cannot be less than  
zero). Transfer the amount at **A** to label **A – Net  
capital gain** on your tax return.

---

**7 Earnout arrangements**

Are you a party to an earnout arrangement? **A** Yes, as a buyer                      Yes, as a seller                      No  
(Print  in the appropriate box.)

**!** If you are a party to more than one earnout arrangement, copy and attach a separate sheet to this schedule providing the details requested here for each additional earnout arrangement.

How many years does the earnout arrangement run for? **B**

What year of that arrangement are you in? **C**

If you are the seller, what is the total estimated capital proceeds from the earnout arrangement? **D** \$

Amount of any capital gain or loss you made under your non-qualifying arrangement in the income year. **E** \$ / <sup>LOSS</sup>

**!** **Request for amendment**

If you received or provided a financial benefit under a look-through earnout right created in an earlier income year and you wish to seek an amendment to that earlier income year, complete the following:

Income year earnout right created **F**

Amended net capital gain or capital losses carried forward **G** \$ / <sup>LOSS</sup>

---

**8 Other CGT information required (if applicable)**

Small business 15 year exemption – exempt capital gains **A** \$ / <sup>CODE</sup>

Capital gains disregarded by a foreign resident **B** \$

Capital gains disregarded as a result of a scrip for scrip rollover **C** \$

Capital gains disregarded as a result of an inter-company asset rollover **D** \$

Capital gains disregarded by a demerging entity **E** \$

---

## Taxpayer's declaration

**!** If the schedule is not lodged with the income tax return you are required to sign and date the schedule.

### Important

Before making this declaration check to ensure that all the information required has been provided on this form and any attachments to this form, and that the information provided is true and correct in every detail. If you are in doubt about any aspect of the tax return, place all the facts before the ATO. The income tax law imposes heavy penalties for false or misleading statements.

### Privacy

Taxation law authorises the ATO to collect information and disclose it to other government agencies. This includes personal information of the person authorised to sign the declaration. For information about your privacy go to [ato.gov.au/privacy](http://ato.gov.au/privacy)

---

*I declare that the information on this form is true and correct.*

Signature

Date

Day

Month

Year

/ /

Contact name

Daytime contact number (include area code)

## Losses schedule

# 202%

Companies and trusts that do not join consolidated groups should complete and attach this schedule to their 202F tax return. Superannuation funds should complete and attach this schedule to their 202F tax return.

Print neatly in BLOCK LETTERS with a black or blue ballpoint pen only. Print one letter or number in each box. Do not use correction fluid or tape.

Place  in all applicable boxes.

Refer to *Losses schedule instructions 202F*, available on our website [ato.gov.au](http://ato.gov.au) for instructions on how to complete this schedule.

Tax file number (TFN)

Name of entity

Australian business number

---

### Part A – Losses carried forward to the 202%-2& income year – excludes film losses

#### 1 Tax losses carried forward to later income years

Year of loss	
200€–2F	<b>B</b>
201J–G€	<b>C</b>
201î –1J	<b>D</b>
201Î –1î	<b>E</b>
201Ï –1ï	<b>F</b>
201Í –1Î and earlier income years	<b>G</b>
<b>Total</b>	<b>U</b>

Transfer the amount at **U** to the **Tax losses carried forward to later income years** label on your tax return.

#### 2 Net capital losses carried forward to later income years

Year of loss	
2020–21	<b>H</b>
2019–20	<b>I</b>
201î –19	<b>J</b>
201Ï –1ï	<b>K</b>
201Î –1î	<b>L</b>
201Í –1Î and earlier income years	<b>M</b>
<b>Total</b>	<b>V</b>

Transfer the amount at **V** to the **Net capital losses carried forward to later income years** label on your tax return.

**Part B – Ownership and business continuity test** – company and listed widely held trust only

Complete item 3 of Part B if a loss is being carried forward to later income years and the business continuity test has to be satisfied in relation to that loss.

Do not complete items 1 or 2 of Part B if, in the 2020–21 income year, no loss has been claimed as a deduction, applied against a net capital gain or, in the case of companies, losses have not been transferred in or out.

**1 Whether continuity of majority ownership test passed**

**Note:** If the entity has deducted, applied, transferred in or transferred out (as applicable) in the 2020–21 income year a loss incurred in any of the listed years, print **X** in the **Yes** or **No** box to indicate whether the entity has satisfied the continuity of majority ownership test in respect of that loss.

Year of loss			
2020–21	<b>A</b>	Yes	No
2019–20	<b>B</b>	Yes	No
2018–19	<b>C</b>	Yes	No
2017–18	<b>D</b>	Yes	No
2016–17	<b>E</b>	Yes	No
2015–16 and earlier income years	<b>F</b>	Yes	No

**2 Amount of losses deducted/applied for which the continuity of majority ownership test is not passed but the business continuity test is satisfied** – excludes film losses

Tax losses **G**

Net capital losses **H**

**3 Losses carried forward for which the business continuity test must be satisfied before they can be deducted/applied in later years** – excludes film losses

Tax losses **I**

Net capital losses **J**

**4 Do current year loss provisions apply?**

Is the company required to calculate its taxable income or tax loss for the year under Subdivision 165-B or its net capital gain or net capital loss for the year under Subdivision 165-CB of the *Income Tax Assessment Act 1997* (ITAA 1997)?

**K** Yes No

**Part C – Unrealised losses** – company only

**Note:** These questions relate to the operation of Subdivision 165-CC of ITAA 1997.

Has a changeover time occurred in relation to the company after 1.00pm by legal time in the Australian Capital Territory on 11 November 1999?

**L** Yes No

If you printed **X** in the **No** box at **L**, do not complete **M**, **N** or **O**.

At the changeover time did the company satisfy the maximum net asset value test under section 152-15 of ITAA 1997?

**M** Yes No

If you printed **X** in the **No** box at **M**, has the company determined it had an unrealised net loss at the changeover time?

**N** Yes No

If you printed **X** in the **Yes** box at **N**, what was the amount of unrealised net loss calculated under section 165-115E of ITAA 1997?

**O**

---

## Part D – Life insurance companies

Complying superannuation class tax losses carried forward to later income years **P**

Complying superannuation net capital losses carried forward to later income years **Q**

---

## Part E – Controlled foreign company losses

Current year CFC losses **M**

CFC losses deducted **N**

CFC losses carried forward **O**

---

## Part F – Tax losses reconciliation statement

Balance of tax losses brought forward from the prior income year **A**

**ADD** Uplift of tax losses of designated infrastructure project entities **B**

**SUBTRACT** Net forgiven amount of debt **C**

**ADD** Tax loss incurred (if any) during current year **D**

**ADD** Tax loss amount from conversion of excess franking offsets **E**

**SUBTRACT** Net exempt income **F**

**SUBTRACT** Tax losses forgone **G**

**SUBTRACT** Tax losses deducted **H**

**SUBTRACT** Tax losses transferred out under Subdivision 170-A  
(only for transfers involving a foreign bank branch or a PE of a foreign financial entity) **I**

Total tax losses carried forward to later income years **J**

Transfer the amount at **J** to the **Tax losses carried forward to later income years** label on your tax return.



---

**If the schedule is not lodged with the income tax return you are required to sign and date the schedule.**

**Important**

Before making this declaration check to ensure that all the information required has been provided on this form and any attachments to this form, and that the information provided is true and correct in every detail. If you are in doubt about any aspect of the tax return, place all the facts before the ATO. The income tax law imposes heavy penalties for false or misleading statements.

**Privacy**

Taxation law authorises the ATO to collect information and disclose it to other government agencies. This includes personal information of the person authorised to sign the declaration. For information about your privacy go to [ato.gov.au/privacy](http://ato.gov.au/privacy)

**Taxpayer's declaration**

*I declare that the information on this form is true and correct.*

Signature

Date                      Day                      /                      Month                      /                      Year

Contact person

Daytime contact number (include area code)

ML & MD Super Fund

General Ledger - Audit View

For The Period 01 July 2020 - 30 June 2021

Transaction Date	Transaction Source	Processed Date	Last Modified By	Transaction Type	Description	Units	Amount \$	Balance \$
<b>Distributions Received (23800)</b>								
<u>APN AREIT Fund (APN0008AU)</u>								
10/08/2020	Bank Data Service	18/11/2021	michelle@pamilyaacco untants.com.au	Bank Statement	APNFM LTD CLRACC AREIT04355 Distrib 50		(95.61)	(95.61)
10/09/2020	Bank Data Service	18/11/2021	michelle@pamilyaacco untants.com.au	Bank Statement	APNFM LTD CLRACC AREIT04355 Distrib 50		(95.61)	(191.22)
12/10/2020	Bank Data Service	18/11/2021	michelle@pamilyaacco untants.com.au	Bank Statement	APNFM LTD CLRACC AREIT04355 Distrib 50		(95.61)	(286.83)
10/11/2020	Bank Data Service	18/11/2021	michelle@pamilyaacco untants.com.au	Bank Statement	APNFM LTD CLRACC AREIT04355 Distrib 50		(95.61)	(382.44)
10/12/2020	Bank Data Service	18/11/2021	michelle@pamilyaacco untants.com.au	Bank Statement	APNFM LTD CLRACC AREIT04355 Distrib 50		(95.61)	(478.05)
11/01/2021	Bank Data Service	18/11/2021	michelle@pamilyaacco untants.com.au	Bank Statement	APNFM LTD CLRACC AREIT04355 Distrib 50		(95.61)	(573.66)
10/02/2021	Bank Data Service	18/11/2021	michelle@pamilyaacco untants.com.au	Bank Statement	APNFM LTD CLRACC AREIT04355 Distrib 50		(95.61)	(669.27)
10/03/2021	Bank Data Service	18/11/2021	michelle@pamilyaacco untants.com.au	Bank Statement	APNFM LTD CLRACC AREIT04355 Distrib 50 [System Matched Income Data]		(95.61)	(764.88)
12/04/2021	Bank Data Service	18/11/2021	michelle@pamilyaacco untants.com.au	Bank Statement	APNFM LTD CLRACC AREIT04355 Distrib 50		(95.61)	(860.49)
10/05/2021	Bank Data Service	18/11/2021	michelle@pamilyaacco untants.com.au	Bank Statement	APNFM LTD CLRACC AREIT04355 Distrib 50		(95.61)	(956.10)
10/06/2021	Bank Data Service	18/11/2021	michelle@pamilyaacco untants.com.au	Bank Statement	APNFM LTD CLRACC AREIT04355 Distrib 50		(95.61)	(1,051.71)
30/06/2021	michelle@pamilyaacco untants.com.au	18/11/2021	michelle@pamilyaacco untants.com.au	General Journal	APN Received		(95.61)	(1,147.32)
30/06/2021	michelle@pamilyaacco untants.com.au	18/11/2021		General Journal	APN0008AU - APN AREIT Fund - Generate Tax Data - 30/06/2021		0.00	(1,147.32)
							(1,147.32)	(1,147.32)
<u>Hyperion Small Growth Companies Fund (BNT0101AU)</u>								
07/10/2020	Bank Data Service	18/11/2021	michelle@pamilyaacco untants.com.au	Bank Statement	RBC IST Distr aubqB26G00000966 DVND 56 [System Matched Income Data]		(24.91)	(24.91)
08/04/2021	Bank Data Service	18/11/2021	michelle@pamilyaacco untants.com.au	Bank Statement	RBC IST Distr aubqB26G000009F8 DVND 56		(0.89)	(25.80)
30/06/2021	michelle@pamilyaacco untants.com.au	18/11/2021	michelle@pamilyaacco untants.com.au	General Journal	Hyperion Received		(2,306.92)	(2,332.72)
30/06/2021	michelle@pamilyaacco untants.com.au	18/11/2021		General Journal	BNT0101AU - Hyperion Small Growth Companies Fund - Custom Tax Data - 30/06/2021		0.00	(2,332.72)

ML & MD Super Fund

General Ledger - Audit View

For The Period 01 July 2020 - 30 June 2021

Transaction Date	Transaction Source	Processed Date	Last Modified By	Transaction Type	Description	Units	Amount \$	Balance \$
							(2,332.72)	(2,332.72)
<u>Bentham Global Income Fund (CSA0038AU11)</u>								
07/08/2020	Bank Data Service	18/11/2021	michelle@pamilyaacco untants.com.au	Bank Statement	FPSL DISTRIBUTIO FPL DI 400297777 50		(27.69)	(27.69)
04/09/2020	Bank Data Service	18/11/2021	michelle@pamilyaacco untants.com.au	Bank Statement	FPSL DISTRIBUTIO FPL DI 400297777 50		(28.04)	(55.73)
08/10/2020	Bank Data Service	18/11/2021	michelle@pamilyaacco untants.com.au	Bank Statement	FPSL DISTRIBUTIO FPL DI 400297777 50		(28.32)	(84.05)
06/11/2020	Bank Data Service	18/11/2021	michelle@pamilyaacco untants.com.au	Bank Statement	FPSL DISTRIBUTIO FPL DI 400297777 50		(28.37)	(112.42)
07/12/2020	Bank Data Service	18/11/2021	michelle@pamilyaacco untants.com.au	Bank Statement	FPSL DISTRIBUTIO FPL DI 400297777 50		(28.53)	(140.95)
11/01/2021	Bank Data Service	18/11/2021	michelle@pamilyaacco untants.com.au	Bank Statement	FPSL DISTRIBUTIO FPL DI 400297777 50		(29.11)	(170.06)
05/02/2021	Bank Data Service	18/11/2021	michelle@pamilyaacco untants.com.au	Bank Statement	FPSL DISTRIBUTIO FPL DI 400297777 50		(29.38)	(199.44)
05/03/2021	Bank Data Service	18/11/2021	michelle@pamilyaacco untants.com.au	Bank Statement	FPSL DISTRIBUTIO FPL DI 400297777 50		(29.58)	(229.02)
12/04/2021	Bank Data Service	18/11/2021	michelle@pamilyaacco untants.com.au	Bank Statement	FPSL DISTRIBUTIO FPL DI 400297777 50		(85.88)	(314.90)
11/05/2021	Bank Data Service	18/11/2021	michelle@pamilyaacco untants.com.au	Bank Statement	FPSL DISTRIBUTIO FPL DI 400297777 50		(87.22)	(402.12)
07/06/2021	Bank Data Service	18/11/2021	michelle@pamilyaacco untants.com.au	Bank Statement	FPSL DISTRIBUTIO FPL DI 400297777 50		(86.37)	(488.49)
30/06/2021	michelle@pamilyaacco untants.com.au	18/11/2021	michelle@pamilyaacco untants.com.au	General Journal	Bentham Global Received		(107.87)	(596.36)
30/06/2021	michelle@pamilyaacco untants.com.au	18/11/2021		General Journal	CSA0038AU11 - Bentham Global Income Fund - Custom Tax Data - 30/06/2021		0.00	(596.36)
							(596.36)	(596.36)
<u>Pimco Aust Bond Fund - Wholesale (ETL0015AU)</u>								
05/10/2020	Bank Data Service	18/11/2021	michelle@pamilyaacco untants.com.au	Bank Statement	PIMCO Funds 300140456 DVND 56		(202.74)	(202.74)
06/01/2021	Bank Data Service	18/11/2021	michelle@pamilyaacco untants.com.au	Bank Statement	PIMCO Funds 300140456 DVND 56		(166.15)	(368.89)
30/06/2021	michelle@pamilyaacco untants.com.au	18/11/2021	michelle@pamilyaacco untants.com.au	General Journal	Pimco Aust bond Fund dist rec		(12.61)	(381.50)
30/06/2021	michelle@pamilyaacco untants.com.au	18/11/2021		General Journal	ETL0015AU - Pimco Aust Bond Fund - Wholesale - Custom Tax Data - 30/06/2021		0.00	(381.50)
							(381.50)	(381.50)

**ML & MD Super Fund**

**General Ledger - Audit View**

For The Period 01 July 2020 - 30 June 2021

Transaction Date	Transaction Source	Processed Date	Last Modified By	Transaction Type	Description	Units	Amount \$	Balance \$
<u>Pimco Global Bond Fund - Wholesale (ETL0018AU)</u>								
05/10/2020	Bank Data Service	18/11/2021	michelle@pamilyaacco untants.com.au	Bank Statement	PIMCO Funds 300140456 DVND 56		(414.95)	(414.95)
06/01/2021	Bank Data Service	18/11/2021	michelle@pamilyaacco untants.com.au	Bank Statement	PIMCO Funds 300140456 DVND 56		(599.50)	(1,014.45)
07/04/2021	Bank Data Service	18/11/2021	michelle@pamilyaacco untants.com.au	Bank Statement	PIMCO Funds 300140456 DVND 56		(20.09)	(1,034.54)
30/06/2021	michelle@pamilyaacco untants.com.au	18/11/2021	michelle@pamilyaacco untants.com.au	General Journal	Pimco Global dist rec		(51.01)	(1,085.55)
30/06/2021	michelle@pamilyaacco untants.com.au	18/11/2021		General Journal	ETL0018AU - Pimco Global Bond Fund - Wholesale - Custom Tax Data - 30/06/2021		0.00	(1,085.55)
							(1,085.55)	(1,085.55)
<u>Fidelity Aust Equities Fd (FID0008AU2)</u>								
13/11/2020	Bank Data Service	18/11/2021	michelle@pamilyaacco untants.com.au	Bank Statement	FIL RESPONSIBLE FIL0003574645 50		(453.05)	(453.05)
12/04/2021	Bank Data Service	18/11/2021	michelle@pamilyaacco untants.com.au	Bank Statement	FIL RESPONSIBLE FIL0003690867 50		(90.48)	(543.53)
30/06/2021	michelle@pamilyaacco untants.com.au	18/11/2021	michelle@pamilyaacco untants.com.au	General Journal	Fidelity Receivable		(2,468.89)	(3,012.42)
30/06/2021	michelle@pamilyaacco untants.com.au	18/11/2021		General Journal	FID0008AU2 - Fidelity Aust Equities Fd - Generate Tax Data - 30/06/2021		0.00	(3,012.42)
							(3,012.42)	(3,012.42)
<u>Greencape Wsale Broadcap Fund (HOW0034AU)</u>								
12/10/2020	Bank Data Service	18/11/2021	michelle@pamilyaacco untants.com.au	Bank Statement	FPL DISTRIBUTION FPL DI 400214681 50		(102.48)	(102.48)
26/11/2020	Bank Data Service	18/11/2021	michelle@pamilyaacco untants.com.au	Bank Statement	FPL DISTRIBUTION FPL DI 400214681 50		(1,651.98)	(1,754.46)
13/01/2021	Bank Data Service	18/11/2021	michelle@pamilyaacco untants.com.au	Bank Statement	FPL DISTRIBUTION FPL DI 400214681 50		(93.95)	(1,848.41)
13/04/2021	Bank Data Service	18/11/2021	michelle@pamilyaacco untants.com.au	Bank Statement	FPL DISTRIBUTION FPL DI 400214681 50		(185.64)	(2,034.05)
30/06/2021	michelle@pamilyaacco untants.com.au	18/11/2021	michelle@pamilyaacco untants.com.au	General Journal	Greencape Received		(1,239.89)	(3,273.94)
30/06/2021	michelle@pamilyaacco untants.com.au	18/11/2021		General Journal	HOW0034AU - Greencape Wsale Broadcap Fund - Custom Tax Data - 30/06/2021		0.00	(3,273.94)
							(3,273.94)	(3,273.94)
<u>Ardea Real Outcome Fund (HOW0098AU8)</u>								

**ML & MD Super Fund**

**General Ledger - Audit View**

For The Period 01 July 2020 - 30 June 2021

Transaction Date	Transaction Source	Processed Date	Last Modified By	Transaction Type	Description	Units	Amount \$	Balance \$
12/10/2020	Bank Data Service	18/11/2021	michelle@pamilyaaccosuntants.com.au	Bank Statement	FPL DISTRIBUTION FPL DI 400317922 50		(79.60)	(79.60)
23/10/2020	Bank Data Service	18/11/2021	michelle@pamilyaaccosuntants.com.au	Bank Statement	FPL DISTRIBUTION FPL DI 400317922 50		(259.74)	(339.34)
11/01/2021	Bank Data Service	18/11/2021	michelle@pamilyaaccosuntants.com.au	Bank Statement	FPL DISTRIBUTION FPL DI 400317922 50		(78.14)	(417.48)
12/04/2021	Bank Data Service	18/11/2021	michelle@pamilyaaccosuntants.com.au	Bank Statement	FPL DISTRIBUTION FPL DI 400317922 50		(77.30)	(494.78)
30/06/2021	michelle@pamilyaaccosuntants.com.au	18/11/2021		General Journal	HOW0098AU8 - Ardea Real Outcome Fund - Custom Tax Data - 30/06/2021		0.00	(494.78)
							(494.78)	(494.78)
<u>IFP Global Franchise (MAQ0404AU)</u>								
30/06/2021	michelle@pamilyaaccosuntants.com.au	18/11/2021	michelle@pamilyaaccosuntants.com.au	General Journal	IFP Global		(1,416.92)	(1,416.92)
30/06/2021	michelle@pamilyaaccosuntants.com.au	18/11/2021		General Journal	MAQ0404AU - IFP Global Franchise - Custom Tax Data - 30/06/2021		0.00	(1,416.92)
							(1,416.92)	(1,416.92)
<u>Arrowstreet Glob Equity Fund (MAQ0464AU1)</u>								
12/01/2021	Bank Data Service	18/11/2021	michelle@pamilyaaccosuntants.com.au	Bank Statement	MIML 1 13167 14077 50		(61.42)	(61.42)
30/06/2021	michelle@pamilyaaccosuntants.com.au	18/11/2021	michelle@pamilyaaccosuntants.com.au	General Journal	Arrowstreet Received		(4,790.83)	(4,852.25)
30/06/2021	michelle@pamilyaaccosuntants.com.au	18/11/2021		General Journal	MAQ0464AU1 - Arrowstreet Glob Equity Fund - Custom Tax Data - 30/06/2021		0.00	(4,852.25)
							(4,852.25)	(4,852.25)
<u>Magellan Infrastructure Fd (MGE0002AU)</u>								
15/01/2021	Bank Data Service	18/11/2021	michelle@pamilyaaccosuntants.com.au	Bank Statement	MAGELLAN MAGELLAN0002173513 50 [System Matched Income Data]		(428.43)	(428.43)
30/06/2021	michelle@pamilyaaccosuntants.com.au	18/11/2021	michelle@pamilyaaccosuntants.com.au	General Journal	Magellan Received		(428.41)	(856.84)
30/06/2021	michelle@pamilyaaccosuntants.com.au	18/11/2021		General Journal	MGE0002AU - Magellan Infrastructure Fd - Generate Tax Data - 30/06/2021		0.00	(856.84)
							(856.84)	(856.84)
<u>Platinum - International Fund (PLA0002AU)</u>								
30/06/2021	michelle@pamilyaaccosuntants.com.au	18/11/2021	michelle@pamilyaaccosuntants.com.au	General Journal	Platinum Received		(1,162.00)	(1,162.00)

**ML & MD Super Fund**

**General Ledger - Audit View**

For The Period 01 July 2020 - 30 June 2021

Transaction Date	Transaction Source	Processed Date	Last Modified By	Transaction Type	Description	Units	Amount \$	Balance \$
30/06/2021	michelle@pamilyaacco untants.com.au	18/11/2021		General Journal	PLA0002AU - Platinum - International Fund - Generate Tax Data - 30/06/2021		0.00	(1,162.00)
							(1,162.00)	(1,162.00)
<u>Platinum - Asia Fund (PLA0004AU)</u>								
30/06/2021	michelle@pamilyaacco untants.com.au	18/11/2021	michelle@pamilyaacco untants.com.au	General Journal	Platinum Asia Received		(4,922.13)	(4,922.13)
30/06/2021	michelle@pamilyaacco untants.com.au	18/11/2021		General Journal	PLA0004AU - Platinum - Asia Fund - Generate Tax Data - 30/06/2021		0.00	(4,922.13)
							(4,922.13)	(4,922.13)
<u>Pendal Small Comps Fund (RFA0819AU3)</u>								
16/11/2020	Bank Data Service	18/11/2021	michelle@pamilyaacco untants.com.au	Bank Statement	BT SWT C13864422 50		(282.19)	(282.19)
30/06/2021	michelle@pamilyaacco untants.com.au	18/11/2021	michelle@pamilyaacco untants.com.au	General Journal	Pendal Received		(1,501.02)	(1,783.21)
30/06/2021	michelle@pamilyaacco untants.com.au	18/11/2021		General Journal	RFA0819AU3 - Pendal Small Comps Fund - Custom Tax Data - 30/06/2021		0.00	(1,783.21)
							(1,783.21)	(1,783.21)
<u>Resolution Cap Gbl Prop Sec Fund (WHT0015AU6)</u>								
15/01/2021	Bank Data Service	18/11/2021	michelle@pamilyaacco untants.com.au	Bank Statement	RBC IST Distr aubqB26G000009C1 DVND 56		(269.13)	(269.13)
16/04/2021	Bank Data Service	18/11/2021	michelle@pamilyaacco untants.com.au	Bank Statement	RBC IST Distr aubqB26G00000A4C DVND 56		(97.15)	(366.28)
30/06/2021	michelle@pamilyaacco untants.com.au	18/11/2021	michelle@pamilyaacco untants.com.au	General Journal	Resolutions Received		(110.51)	(476.79)
30/06/2021	michelle@pamilyaacco untants.com.au	18/11/2021		General Journal	WHT0015AU6 - Resolution Cap Gbl Prop Sec Fund - Custom Tax Data - 30/06/2021		0.00	(476.79)
							(476.79)	(476.79)
<b>Contributions (24200)</b>								
<u>(Contributions) Buckler, Margaret Louise - Accumulation (BUCMAR00001A)</u>								
02/07/2020	Bank Data Service	18/11/2021	michelle@pamilyaacco untants.com.au	Bank Statement	PRECISION CH PASCH2006290004649 50		(2,040.71)	(2,040.71)
05/08/2020	Bank Data Service	18/11/2021	michelle@pamilyaacco untants.com.au	Bank Statement	PRECISION CH PASCH2007310000442 50		(2,010.08)	(4,050.79)
18/09/2020	Bank Data Service	18/11/2021	michelle@pamilyaacco untants.com.au	Bank Statement	PRECISION CH PASCH2009150003383 50		(1,983.22)	(6,034.01)
28/09/2020	Bank Data Service	18/11/2021	michelle@pamilyaac	Bank Statement	ATO ATO008000013607234 50		(15.63)	(6,049.64)

ML & MD Super Fund

General Ledger - Audit View

For The Period 01 July 2020 - 30 June 2021

Transaction Date	Transaction Source	Processed Date	Last Modified By	Transaction Type	Description	Units	Amount \$	Balance \$
			countants.com.au					
14/10/2020	Bank Data Service	18/11/2021	michelle@familyaacco untants.com.au	Bank Statement	PRECISION CH PASCH2010090000991 50		(2,994.04)	(9,043.68)
28/10/2020	Bank Data Service	18/11/2021	michelle@familyaacco untants.com.au	Bank Statement	PRECISION CH PASCH2010230007457 50		(7.12)	(9,050.80)
02/11/2020	Bank Data Service	18/11/2021	michelle@familyaacco untants.com.au	Bank Statement	ATO ATO003000013964999 50		(326.29)	(9,377.09)
19/11/2020	Bank Data Service	18/11/2021	michelle@familyaacco untants.com.au	Bank Statement	PRECISION CH PASCH2011160002463 50		(1,970.00)	(11,347.09)
14/12/2020	Bank Data Service	18/11/2021	michelle@familyaacco untants.com.au	Bank Statement	PRECISION CH PASCH2012090000930 50		(1,971.36)	(13,318.45)
01/02/2021	Bank Data Service	18/11/2021	michelle@familyaacco untants.com.au	Bank Statement	ATO ATO007000014063785 50		(132.20)	(13,450.65)
02/02/2021	Bank Data Service	18/11/2021	michelle@familyaacco untants.com.au	Bank Statement	PRECISION CH PASCH2101280000340 50		(1,969.33)	(15,419.98)
18/02/2021	Bank Data Service	18/11/2021	michelle@familyaacco untants.com.au	Bank Statement	ATO ATO003000014466125 50		(70.31)	(15,490.29)
30/03/2021	Bank Data Service	18/11/2021	michelle@familyaacco untants.com.au	Bank Statement	PRECISION CH PASCH2103250003015 50		(1,966.27)	(17,456.56)
23/04/2021	Bank Data Service	18/11/2021	michelle@familyaacco untants.com.au	Bank Statement	PRECISION CH PASCH2104200009157 50		(2,896.52)	(20,353.08)
							(20,353.08)	(20,353.08)
<u>(Contributions) Buckler, Michael David - Accumulation (BUCMIC00001A)</u>								
16/10/2020	Bank Data Service	18/11/2021	michelle@familyaacco untants.com.au	Bank Statement	SuperChoice P/L PC121020-196946959 50		(800.84)	(800.84)
16/10/2020	Bank Data Service	18/11/2021	michelle@familyaacco untants.com.au	Bank Statement	SuperChoice P/L PC121020-196946958 50		(801.68)	(1,602.52)
16/10/2020	Bank Data Service	18/11/2021	michelle@familyaacco untants.com.au	Bank Statement	SuperChoice P/L PC121020-196946964 50		(303.08)	(1,905.60)
16/10/2020	Bank Data Service	18/11/2021	michelle@familyaacco untants.com.au	Bank Statement	SuperChoice P/L PC121020-196946962 50		(800.18)	(2,705.78)
16/10/2020	Bank Data Service	18/11/2021	michelle@familyaacco untants.com.au	Bank Statement	SuperChoice P/L PC121020-196946960 50		(800.50)	(3,506.28)
16/10/2020	Bank Data Service	18/11/2021	michelle@familyaacco untants.com.au	Bank Statement	SuperChoice P/L PC121020-196946961 50		(800.50)	(4,306.78)
13/01/2021	Bank Data Service	18/11/2021	michelle@familyaacco untants.com.au	Bank Statement	SuperChoice P/L PC070121-184391426 50		(800.02)	(5,106.80)
13/01/2021	Bank Data Service	18/11/2021	michelle@familyaacco untants.com.au	Bank Statement	SuperChoice P/L PC070121-184391427 50		(800.02)	(5,906.82)
13/01/2021	Bank Data Service	18/11/2021	michelle@familyaac	Bank Statement	SuperChoice P/L PC070121-184391425 50		(800.12)	(6,706.94)

ML & MD Super Fund

General Ledger - Audit View

For The Period 01 July 2020 - 30 June 2021

Transaction Date	Transaction Source	Processed Date	Last Modified By	Transaction Type	Description	Units	Amount \$	Balance \$
			countants.com.au					
13/01/2021	Bank Data Service	18/11/2021	michelle@pamilyaacco	Bank Statement	SuperChoice P/L PC070121-184391424 50		(800.34)	(7,507.28)
13/01/2021	Bank Data Service	18/11/2021	untants.com.au	Bank Statement	SuperChoice P/L PC070121-184391423 50		(800.55)	(8,307.83)
13/01/2021	Bank Data Service	18/11/2021	michelle@pamilyaacco	Bank Statement	SuperChoice P/L PC070121-184391422 50		(802.93)	(9,110.76)
13/01/2021	Bank Data Service	18/11/2021	untants.com.au	Bank Statement	SuperChoice P/L PC070121-184391428 50		(799.93)	(9,910.69)
23/02/2021	Bank Data Service	18/11/2021	michelle@pamilyaacco	Bank Statement	PRECISION CH PASCH2102180000337 50		(1,808.27)	(11,718.96)
22/04/2021	Bank Data Service	18/11/2021	untants.com.au	Bank Statement	SuperChoice P/L PC160421-180334407 50		(900.28)	(12,619.24)
22/04/2021	Bank Data Service	18/11/2021	michelle@pamilyaacco	Bank Statement	SuperChoice P/L PC160421-180334410 50		(800.31)	(13,419.55)
22/04/2021	Bank Data Service	18/11/2021	untants.com.au	Bank Statement	SuperChoice P/L PC160421-180334409 50		(800.70)	(14,220.25)
22/04/2021	Bank Data Service	18/11/2021	michelle@pamilyaacco	Bank Statement	SuperChoice P/L PC160421-180334406 50		(901.72)	(15,121.97)
22/04/2021	Bank Data Service	18/11/2021	untants.com.au	Bank Statement	SuperChoice P/L PC160421-180334405 50		(950.29)	(16,072.26)
22/04/2021	Bank Data Service	18/11/2021	michelle@pamilyaacco	Bank Statement	SuperChoice P/L PC160421-180334408 50		(899.50)	(16,971.76)
			untants.com.au				(16,971.76)	(16,971.76)

**Changes in Market Values of Investments (24700)**

<u>Changes in Market Values of Investments (24700)</u>								
31/08/2020	SYSTEM	30/08/2020		System Journal	Revaluation - 27/08/2020 @ \$1.065400 (Exit) - 22,431.580000 Units on hand (MAQ0464AU)		1,065.50	1,065.50
31/08/2020	SYSTEM	30/08/2020		System Journal	Revaluation - 27/08/2020 @ \$1.009700 (Exit) - 29,818.684400 Units on hand (ETL0018AU)		301.16	1,366.66
31/08/2020	SYSTEM	30/08/2020		System Journal	Revaluation - 27/08/2020 @ \$4.812300 (Exit) - 5,316.038500 Units on hand (BNT0101AU)		(151.51)	1,215.15
31/08/2020	SYSTEM	30/08/2020		System Journal	Revaluation - 27/08/2020 @ \$1.600300 (Exit) - 25,143.923500 Units on hand (HOW0034AU)		(2,235.29)	(1,020.14)
31/08/2020	SYSTEM	30/08/2020		System Journal	Revaluation - 26/08/2020 @ \$1.823200 (Exit) - 18,138.820000 Units on hand		353.70	(666.44)



ML & MD Super Fund

General Ledger - Audit View

For The Period 01 July 2020 - 30 June 2021

Transaction Date	Transaction Source	Processed Date	Last Modified By	Transaction Type	Description	Units	Amount \$	Balance \$
					(PLA0002AU)			
31/08/2020	SYSTEM	30/08/2020		System Journal	Revaluation - 27/08/2020 @ \$2.216500 (Exit) - 12,377.260000 Units on hand (RFA0819AU)		(1,860.31)	(2,526.75)
31/08/2020	SYSTEM	30/08/2020		System Journal	Revaluation - 27/08/2020 @ \$32.954200 (Exit) - 1,158.510000 Units on hand (FID0008AU)		(362.85)	(2,889.60)
31/08/2020	SYSTEM	30/08/2020		System Journal	Revaluation - 27/08/2020 @ \$1.012600 (Exit) - 25,189.360100 Units on hand (ETL0015AU)		272.04	(2,617.56)
31/08/2020	SYSTEM	30/08/2020		System Journal	Revaluation - 26/08/2020 @ \$2.853100 (Exit) - 9,129.090000 Units on hand (PLA0004AU)		(196.28)	(2,813.84)
31/08/2020	SYSTEM	30/08/2020		System Journal	Revaluation - 27/08/2020 @ \$2.008200 (Exit) - 19,643.040000 Units on hand (FRT0009AU)		(361.43)	(3,175.27)
31/08/2020	SYSTEM	30/08/2020		System Journal	Revaluation - 26/08/2020 @ \$1.024000 (Exit) - 9,503.900000 Units on hand (CSA0038AU)		(167.27)	(3,342.54)
31/08/2020	SYSTEM	30/08/2020		System Journal	Revaluation - 27/08/2020 @ \$2.186300 (Exit) - 10,140.450000 Units on hand (MAQ0404AU)		2,006.79	(1,335.75)
31/08/2020	SYSTEM	30/08/2020		System Journal	Revaluation - 27/08/2020 @ \$1.589900 (Exit) - 15,152.433500 Units on hand (WHT0015AU)		(677.31)	(2,013.06)
31/08/2020	SYSTEM	30/08/2020		System Journal	Revaluation - 27/08/2020 @ \$1.293900 (Exit) - 13,746.830000 Units on hand (APN0008AU)		(230.94)	(2,244.00)
31/08/2020	SYSTEM	30/08/2020		System Journal	Revaluation - 26/08/2020 @ \$1.247900 (Exit) - 15,809.084800 Units on hand (MGE0002AU)		521.70	(1,722.30)
17/09/2020	Bank Data Service	11/11/2021	michelle@pamilyaacco untants.com.au	Bank Statement	BT SWT C13864422 50 (Auto reprocessed due to distribution entered / deleted on 30/06/2021) (RFA0819AU)		1,320.41	(401.89)
17/09/2020	SYSTEM	11/11/2021		System Journal	Unrealised Gain writeback as at 17/09/2020 (RFA0819AU)		(1,395.83)	(1,797.72)
30/06/2021	Michelle Gargar	18/11/2021		System Journal	Revaluation - 30/06/2021 @ \$1.164800 (Custom) - 22,431.580000 Units on hand (MAQ0464AU)		(2,229.69)	(4,027.41)
30/06/2021	Michelle Gargar	18/11/2021		System Journal	Revaluation - 30/06/2021 @ \$0.998400 (Custom) - 39,641.867100 Units on hand (ETL0018AU)		529.49	(3,497.92)

ML & MD Super Fund

**General Ledger - Audit View**

For The Period 01 July 2020 - 30 June 2021

Transaction Date	Transaction Source	Processed Date	Last Modified By	Transaction Type	Description	Units	Amount \$	Balance \$
30/06/2021	Michelle Gargar	18/11/2021		System Journal	Revaluation - 30/06/2021 @ \$5.428700 (Custom) - 5,316.038500 Units on hand (BNT0101AU)		(3,276.81)	(6,774.73)
30/06/2021	Michelle Gargar	18/11/2021		System Journal	Revaluation - 30/06/2021 @ \$1.790400 (Custom) - 28,334.734000 Units on hand (HOW0034AU)		(5,492.69)	(12,267.42)
30/06/2021	Michelle Gargar	18/11/2021		System Journal	Revaluation - 30/06/2021 @ \$2.155300 (Custom) - 18,138.820000 Units on hand (PLA0002AU)		(6,023.90)	(18,291.32)
30/06/2021	Michelle Gargar	18/11/2021		System Journal	Revaluation - 30/06/2021 @ \$2.338700 (Custom) - 5,643.860000 Units on hand (RFA0819AU)		(689.68)	(18,981.00)
30/06/2021	Michelle Gargar	18/11/2021		System Journal	Revaluation - 30/06/2021 @ \$39.031500 (Custom) - 1,777.130000 Units on hand (FID0008AU)		(11,186.28)	(30,167.28)
30/06/2021	Michelle Gargar	18/11/2021		System Journal	Revaluation - 30/06/2021 @ \$0.994400 (Custom) - 25,189.360100 Units on hand (ETL0015AU)		458.45	(29,708.83)
30/06/2021	Michelle Gargar	18/11/2021		System Journal	Revaluation - 30/06/2021 @ \$2.722300 (Custom) - 9,129.090000 Units on hand (PLA0004AU)		1,194.09	(28,514.74)
30/06/2021	Michelle Gargar	18/11/2021		System Journal	Revaluation - 30/06/2021 @ \$2.421500 (Custom) - 19,643.040000 Units on hand (FRT0009AU)		(8,118.47)	(36,633.21)
30/06/2021	Michelle Gargar	18/11/2021		System Journal	Revaluation - 30/06/2021 @ \$1.049800 (Custom) - 9,503.900000 Units on hand (CSA0038AU)		(245.20)	(36,878.41)
30/06/2021	Michelle Gargar	18/11/2021		System Journal	Revaluation - 30/06/2021 @ \$2.438600 (Custom) - 10,140.450000 Units on hand (MAQ0404AU)		(2,558.43)	(39,436.84)
30/06/2021	Michelle Gargar	18/11/2021		System Journal	Revaluation - 30/06/2021 @ \$0.946700 (Custom) - 10,182.262500 Units on hand (HOW0098AU)		360.45	(39,076.39)
30/06/2021	Michelle Gargar	18/11/2021		System Journal	Revaluation - 30/06/2021 @ \$1.856800 (Custom) - 15,152.433500 Units on hand (WHT0015AU)		(4,044.19)	(43,120.58)
30/06/2021	Michelle Gargar	18/11/2021		System Journal	Revaluation - 30/06/2021 @ \$1.535200 (Custom) - 13,746.830000 Units on hand (APN0008AU)		(3,317.11)	(46,437.69)
30/06/2021	Michelle Gargar	18/11/2021		System Journal	Revaluation - 30/06/2021 @ \$1.293700 (Custom) - 15,809.084800 Units on hand (MGE0002AU)		(724.05)	(47,161.74)

**ML & MD Super Fund**

**General Ledger - Audit View**

For The Period 01 July 2020 - 30 June 2021

Transaction Date	Transaction Source	Processed Date	Last Modified By	Transaction Type	Description	Units	Amount \$	Balance \$
							(47,161.74)	(47,161.74)
<b><u>Interest Received (25000)</u></b>								
<u>Macquarie - Cash Management Account (MBL961511748)</u>								
31/07/2020	Bank Data Service	07/08/2020		Bank Statement	MACQUARIE CMA INTEREST PAID INTR 73		(2.51)	(2.51)
31/08/2020	Bank Data Service	02/09/2020		Bank Statement	MACQUARIE CMA INTEREST PAID INTR 73		(2.79)	(5.30)
30/09/2020	Bank Data Service	02/10/2020		Bank Statement	MACQUARIE CMA INTEREST PAID INTR 73		(2.21)	(7.51)
31/12/2020	Bank Data Service	02/01/2021		Bank Statement	MACQUARIE CMA INTEREST PAID INTR 73		(10.25)	(17.76)
29/01/2021	Bank Data Service	31/01/2021		Bank Statement	MACQUARIE CMA INTEREST PAID INTR 73		(5.56)	(23.32)
26/02/2021	Bank Data Service	28/02/2021		Bank Statement	MACQUARIE CMA INTEREST PAID INTR 73		(4.85)	(28.17)
31/03/2021	Bank Data Service	01/04/2021		Bank Statement	MACQUARIE CMA INTEREST PAID INTR 73		(5.60)	(33.77)
30/04/2021	Bank Data Service	02/05/2021		Bank Statement	MACQUARIE CMA INTEREST PAID INTR 73		(5.48)	(39.25)
31/05/2021	Bank Data Service	02/06/2021		Bank Statement	MACQUARIE CMA INTEREST PAID INTR 73		(5.89)	(45.14)
30/06/2021	Bank Data Service	01/07/2021		Bank Statement	MACQUARIE CMA INTEREST PAID INTR 73		(5.70)	(50.84)
							(50.84)	(50.84)
<b><u>Accountancy Fees (30100)</u></b>								
<u>Accountancy Fees (30100)</u>								
14/09/2020	Bank Data Service	18/11/2021	michelle@pamilyaaccountants.com.au	Bank Statement	SPINV#2746 TAX & ACC DT		1,760.00	1,760.00
							1,760.00	1,760.00
<b><u>Administration Costs (30200)</u></b>								
<u>Administration Costs (30200)</u>								
14/09/2020	Bank Data Service	18/11/2021	michelle@pamilyaaccountants.com.au	Bank Statement	SPINV#2746 TAX & ACC DT		275.00	275.00
							275.00	275.00
<b><u>ATO Supervisory Levy (30400)</u></b>								
<u>ATO Supervisory Levy (30400)</u>								
06/10/2020	Bank Data Service	18/11/2021	michelle@pamilyaaccountants.com.au	Bank Statement	CHEQUE WITHDRAWAL 000032 09		259.00	259.00
							259.00	259.00

ML & MD Super Fund

General Ledger - Audit View

For The Period 01 July 2020 - 30 June 2021

Transaction Date	Transaction Source	Processed Date	Last Modified By	Transaction Type	Description	Units	Amount \$	Balance \$
<b>Auditor's Remuneration (30700)</b>								
<u>Auditor's Remuneration (30700)</u>								
14/09/2020	Bank Data Service	18/11/2021	michelle@pamilyaacco untants.com.au	Bank Statement	SPINV#2746 TAX & ACC DT		495.00	495.00
							495.00	495.00
<b>Investment Expenses (37500)</b>								
<u>Investment Expenses (00003)</u>								
15/07/2020	Bank Data Service	12/11/2021	michelle@pamilyaacco untants.com.au	Bank Statement	JUNE 2020 IMS FEE DT		1,688.14	1,688.14
24/09/2020	Bank Data Service	12/11/2021	michelle@pamilyaacco untants.com.au	Bank Statement	IP PLACEMENT FEE INV#9928 DT		553.50	2,241.64
15/10/2020	Bank Data Service	12/11/2021	michelle@pamilyaacco untants.com.au	Bank Statement	30 SEPTEMBER 2020 IMS FEE DT		1,668.84	3,910.48
15/01/2021	Bank Data Service	12/11/2021	michelle@pamilyaacco untants.com.au	Bank Statement	DECEMBER 2020 IMS FEE DT		1,939.88	5,850.36
15/04/2021	Bank Data Service	12/11/2021	michelle@pamilyaacco untants.com.au	Bank Statement	MARCH 2021 IMS FEE DT		1,990.30	7,840.66
							7,840.66	7,840.66
<b>Life Insurance Premiums (39000)</b>								
<u>(Life Insurance Premiums) Buckler, Margaret Louise - Accumulation (BUCMAR00001A)</u>								
13/07/2020	Bank Data Service	07/08/2020		Bank Statement	ZURICH LIFE M024688 3F 13		173.61	173.61
13/08/2020	Bank Data Service	14/08/2020		Bank Statement	ZURICH LIFE M024688 3F 13		173.61	347.22
14/09/2020	Bank Data Service	15/09/2020		Bank Statement	ZURICH LIFE M024688 3F 13		173.61	520.83
13/10/2020	Bank Data Service	14/10/2020		Bank Statement	ZURICH LIFE M024688 3F 13		173.61	694.44
13/11/2020	Bank Data Service	14/11/2020		Bank Statement	ZURICH LIFE M024688 3F 13		173.61	868.05
14/12/2020	Bank Data Service	15/12/2020		Bank Statement	ZURICH LIFE M024688 3F 13		173.61	1,041.66
13/01/2021	Bank Data Service	14/01/2021		Bank Statement	ZURICH LIFE M024688 3F 13		173.61	1,215.27
15/02/2021	Bank Data Service	16/02/2021		Bank Statement	ZURICH LIFE M024688 3F 13		173.61	1,388.88
15/03/2021	Bank Data Service	16/03/2021		Bank Statement	ZURICH LIFE M024688 3F 13		173.61	1,562.49
13/04/2021	Bank Data Service	15/04/2021		Bank Statement	ZURICH LIFE M024688 3F 13		173.61	1,736.10
13/05/2021	Bank Data Service	15/05/2021		Bank Statement	ZURICH LIFE M024688 3F 13		198.70	1,934.80

ML & MD Super Fund

General Ledger - Audit View

For The Period 01 July 2020 - 30 June 2021

Transaction Date	Transaction Source	Processed Date	Last Modified By	Transaction Type	Description	Units	Amount \$	Balance \$
15/06/2021	Bank Data Service	16/06/2021		Bank Statement	ZURICH LIFE M024688 3F 13		198.70	2,133.50
							2,133.50	2,133.50
<u>(Life Insurance Premiums) Buckler, Michael David - Accumulation (BUCMIC00001A)</u>								
16/04/2021	Bank Data Service	18/04/2021		Bank Statement	AIA AUSTRALIA . 64263095 21/04/21 13		4,732.20	4,732.20
16/04/2021	Bank Data Service	18/04/2021		Bank Statement	AIA AUSTRALIA . 64263095V 21/04/21 13		138.00	4,870.20
							4,870.20	4,870.20
<b>Income Tax Expense (48500)</b>								
<u>Income Tax Expense (48500)</u>								
30/06/2021	Michelle Gargar	18/11/2021		System Journal	Create Entries - Franking Credits Adjustment - 30/06/2021		(1,036.49)	(1,036.49)
30/06/2021	Michelle Gargar	18/11/2021		System Journal	Create Entries - Foreign Credits Adjustment - 30/06/2021		(335.36)	(1,371.85)
30/06/2021	Michelle Gargar	18/11/2021		System Journal	Create Entries - Income Tax Expense - 30/06/2021		6,479.10	5,107.25
							5,107.25	5,107.25
<b>Profit/Loss Allocation Account (49000)</b>								
<u>Profit/Loss Allocation Account (49000)</u>								
02/07/2020	SYSTEM	18/11/2021		System Journal	System Member Journals		1,734.60	1,734.60
13/07/2020	SYSTEM	07/08/2020		System Journal	System Member Journals		(147.57)	1,587.03
05/08/2020	SYSTEM	18/11/2021		System Journal	System Member Journals		1,708.57	3,295.60
13/08/2020	SYSTEM	14/08/2020		System Journal	System Member Journals		(147.57)	3,148.03
14/09/2020	SYSTEM	15/09/2020		System Journal	System Member Journals		(147.57)	3,000.46
18/09/2020	SYSTEM	18/11/2021		System Journal	System Member Journals		1,685.74	4,686.20
28/09/2020	SYSTEM	18/11/2021		System Journal	System Member Journals		13.29	4,699.49
13/10/2020	SYSTEM	14/10/2020		System Journal	System Member Journals		(147.57)	4,551.92
14/10/2020	SYSTEM	18/11/2021		System Journal	System Member Journals		2,544.93	7,096.85
16/10/2020	SYSTEM	18/11/2021		System Journal	System Member Journals		680.71	7,777.56
16/10/2020	SYSTEM	18/11/2021		System Journal	System Member Journals		681.43	8,458.99
16/10/2020	SYSTEM	18/11/2021		System Journal	System Member Journals		257.62	8,716.61
16/10/2020	SYSTEM	18/11/2021		System Journal	System Member Journals		680.15	9,396.76

ML & MD Super Fund

General Ledger - Audit View

For The Period 01 July 2020 - 30 June 2021

Transaction Date	Transaction Source	Processed Date	Last Modified By	Transaction Type	Description	Units	Amount \$	Balance \$
16/10/2020	SYSTEM	18/11/2021		System Journal	System Member Journals		680.42	10,077.18
16/10/2020	SYSTEM	18/11/2021		System Journal	System Member Journals		680.42	10,757.60
28/10/2020	SYSTEM	18/11/2021		System Journal	System Member Journals		6.05	10,763.65
02/11/2020	SYSTEM	18/11/2021		System Journal	System Member Journals		277.35	11,041.00
13/11/2020	SYSTEM	14/11/2020		System Journal	System Member Journals		(147.57)	10,893.43
19/11/2020	SYSTEM	18/11/2021		System Journal	System Member Journals		1,674.50	12,567.93
14/12/2020	SYSTEM	15/12/2020		System Journal	System Member Journals		(147.57)	12,420.36
14/12/2020	SYSTEM	18/11/2021		System Journal	System Member Journals		1,675.66	14,096.02
13/01/2021	SYSTEM	14/01/2021		System Journal	System Member Journals		(147.57)	13,948.45
13/01/2021	SYSTEM	18/11/2021		System Journal	System Member Journals		680.02	14,628.47
13/01/2021	SYSTEM	18/11/2021		System Journal	System Member Journals		680.02	15,308.49
13/01/2021	SYSTEM	18/11/2021		System Journal	System Member Journals		680.10	15,988.59
13/01/2021	SYSTEM	18/11/2021		System Journal	System Member Journals		680.29	16,668.88
13/01/2021	SYSTEM	18/11/2021		System Journal	System Member Journals		680.47	17,349.35
13/01/2021	SYSTEM	18/11/2021		System Journal	System Member Journals		682.49	18,031.84
13/01/2021	SYSTEM	18/11/2021		System Journal	System Member Journals		679.94	18,711.78
01/02/2021	SYSTEM	18/11/2021		System Journal	System Member Journals		112.37	18,824.15
02/02/2021	SYSTEM	18/11/2021		System Journal	System Member Journals		1,673.93	20,498.08
15/02/2021	SYSTEM	16/02/2021		System Journal	System Member Journals		(147.57)	20,350.51
18/02/2021	SYSTEM	18/11/2021		System Journal	System Member Journals		59.76	20,410.27
23/02/2021	SYSTEM	18/11/2021		System Journal	System Member Journals		1,537.03	21,947.30
15/03/2021	SYSTEM	16/03/2021		System Journal	System Member Journals		(147.57)	21,799.73
30/03/2021	SYSTEM	18/11/2021		System Journal	System Member Journals		1,671.33	23,471.06
13/04/2021	SYSTEM	15/04/2021		System Journal	System Member Journals		(147.57)	23,323.49
16/04/2021	SYSTEM	18/04/2021		System Journal	System Member Journals		(4,022.37)	19,301.12
16/04/2021	SYSTEM	18/04/2021		System Journal	System Member Journals		(117.30)	19,183.82
22/04/2021	SYSTEM	18/11/2021		System Journal	System Member Journals		765.24	19,949.06
22/04/2021	SYSTEM	18/11/2021		System Journal	System Member Journals		680.26	20,629.32
22/04/2021	SYSTEM	18/11/2021		System Journal	System Member Journals		680.59	21,309.91

**ML & MD Super Fund**

**General Ledger - Audit View**

For The Period 01 July 2020 - 30 June 2021

Transaction Date	Transaction Source	Processed Date	Last Modified By	Transaction Type	Description	Units	Amount \$	Balance \$
22/04/2021	SYSTEM	18/11/2021		System Journal	System Member Journals		766.46	22,076.37
22/04/2021	SYSTEM	18/11/2021		System Journal	System Member Journals		807.75	22,884.12
22/04/2021	SYSTEM	18/11/2021		System Journal	System Member Journals		764.57	23,648.69
23/04/2021	SYSTEM	18/11/2021		System Journal	System Member Journals		2,462.04	26,110.73
13/05/2021	SYSTEM	15/05/2021		System Journal	System Member Journals		(168.89)	25,941.84
15/06/2021	SYSTEM	16/06/2021		System Journal	System Member Journals		(168.89)	25,772.95
30/06/2021	Michelle Gargar	18/11/2021		System Journal	Create Entries - Profit/Loss Allocation - 30/06/2021		40,080.90	65,853.85
30/06/2021	Michelle Gargar	18/11/2021		System Journal	Create Entries - Profit/Loss Allocation - 30/06/2021		25,668.60	91,522.45
30/06/2021	Michelle Gargar	18/11/2021		System Journal	Create Entries - Income Tax Expense Allocation - 30/06/2021		(1,177.08)	90,345.37
30/06/2021	Michelle Gargar	18/11/2021		System Journal	Create Entries - Income Tax Expense Allocation - 30/06/2021		(753.83)	89,591.54
							89,591.54	89,591.54
<b>Opening Balance (50010)</b>								
<u>(Opening Balance) Buckler, Margaret Louise - Accumulation (BUCMAR00001A)</u>								
01/07/2020	Opening Balance				Opening Balance			(161,013.09)
01/07/2020	99625	11/11/2021		System Journal	Close Period Journal		(16,330.69)	(177,343.78)
							(16,330.69)	(177,343.78)
<u>(Opening Balance) Buckler, Michael David - Accumulation (BUCMIC00001A)</u>								
01/07/2020	Opening Balance				Opening Balance			(270,047.82)
01/07/2020	99625	11/11/2021		System Journal	Close Period Journal		(15,972.57)	(286,020.39)
							(15,972.57)	(286,020.39)
<b>Contributions (52420)</b>								
<u>(Contributions) Buckler, Margaret Louise - Accumulation (BUCMAR00001A)</u>								
01/07/2020	Opening Balance				Opening Balance			(16,810.51)
01/07/2020	99625	11/11/2021		System Journal	Close Period Journal		16,810.51	0.00
02/07/2020	SYSTEM	18/11/2021		System Journal	System Member Journals		(2,040.71)	(2,040.71)
05/08/2020	SYSTEM	18/11/2021		System Journal	System Member Journals		(2,010.08)	(4,050.79)
18/09/2020	SYSTEM	18/11/2021		System Journal	System Member Journals		(1,983.22)	(6,034.01)

ML & MD Super Fund

General Ledger - Audit View

For The Period 01 July 2020 - 30 June 2021

Transaction Date	Transaction Source	Processed Date	Last Modified By	Transaction Type	Description	Units	Amount \$	Balance \$
28/09/2020	SYSTEM	18/11/2021		System Journal	System Member Journals		(15.63)	(6,049.64)
14/10/2020	SYSTEM	18/11/2021		System Journal	System Member Journals		(2,994.04)	(9,043.68)
28/10/2020	SYSTEM	18/11/2021		System Journal	System Member Journals		(7.12)	(9,050.80)
02/11/2020	SYSTEM	18/11/2021		System Journal	System Member Journals		(326.29)	(9,377.09)
19/11/2020	SYSTEM	18/11/2021		System Journal	System Member Journals		(1,970.00)	(11,347.09)
14/12/2020	SYSTEM	18/11/2021		System Journal	System Member Journals		(1,971.36)	(13,318.45)
01/02/2021	SYSTEM	18/11/2021		System Journal	System Member Journals		(132.20)	(13,450.65)
02/02/2021	SYSTEM	18/11/2021		System Journal	System Member Journals		(1,969.33)	(15,419.98)
18/02/2021	SYSTEM	18/11/2021		System Journal	System Member Journals		(70.31)	(15,490.29)
30/03/2021	SYSTEM	18/11/2021		System Journal	System Member Journals		(1,966.27)	(17,456.56)
23/04/2021	SYSTEM	18/11/2021		System Journal	System Member Journals		(2,896.52)	(20,353.08)
							(3,542.57)	(20,353.08)
<u>(Contributions) Buckler, Michael David - Accumulation (BUCMIC00001A)</u>								
01/07/2020	Opening Balance				Opening Balance			(15,906.85)
01/07/2020	99625	11/11/2021		System Journal	Close Period Journal		15,906.85	0.00
16/10/2020	SYSTEM	18/11/2021		System Journal	System Member Journals		(800.84)	(800.84)
16/10/2020	SYSTEM	18/11/2021		System Journal	System Member Journals		(801.68)	(1,602.52)
16/10/2020	SYSTEM	18/11/2021		System Journal	System Member Journals		(303.08)	(1,905.60)
16/10/2020	SYSTEM	18/11/2021		System Journal	System Member Journals		(800.18)	(2,705.78)
16/10/2020	SYSTEM	18/11/2021		System Journal	System Member Journals		(800.50)	(3,506.28)
16/10/2020	SYSTEM	18/11/2021		System Journal	System Member Journals		(800.50)	(4,306.78)
13/01/2021	SYSTEM	18/11/2021		System Journal	System Member Journals		(800.02)	(5,106.80)
13/01/2021	SYSTEM	18/11/2021		System Journal	System Member Journals		(800.02)	(5,906.82)
13/01/2021	SYSTEM	18/11/2021		System Journal	System Member Journals		(800.12)	(6,706.94)
13/01/2021	SYSTEM	18/11/2021		System Journal	System Member Journals		(800.34)	(7,507.28)
13/01/2021	SYSTEM	18/11/2021		System Journal	System Member Journals		(800.55)	(8,307.83)
13/01/2021	SYSTEM	18/11/2021		System Journal	System Member Journals		(802.93)	(9,110.76)
13/01/2021	SYSTEM	18/11/2021		System Journal	System Member Journals		(799.93)	(9,910.69)
23/02/2021	SYSTEM	18/11/2021		System Journal	System Member Journals		(1,808.27)	(11,718.96)



**ML & MD Super Fund**

**General Ledger - Audit View**

For The Period 01 July 2020 - 30 June 2021

Transaction Date	Transaction Source	Processed Date	Last Modified By	Transaction Type	Description	Units	Amount \$	Balance \$
22/04/2021	SYSTEM	18/11/2021		System Journal	System Member Journals		(900.28)	(12,619.24)
22/04/2021	SYSTEM	18/11/2021		System Journal	System Member Journals		(800.31)	(13,419.55)
22/04/2021	SYSTEM	18/11/2021		System Journal	System Member Journals		(800.70)	(14,220.25)
22/04/2021	SYSTEM	18/11/2021		System Journal	System Member Journals		(901.72)	(15,121.97)
22/04/2021	SYSTEM	18/11/2021		System Journal	System Member Journals		(950.29)	(16,072.26)
22/04/2021	SYSTEM	18/11/2021		System Journal	System Member Journals		(899.50)	(16,971.76)
							(1,064.91)	(16,971.76)
<b>Share of Profit/(Loss) (53100)</b>								
<u>(Share of Profit/(Loss)) Buckler, Margaret Louise - Accumulation (BUCMAR00001A)</u>								
01/07/2020	Opening Balance				Opening Balance			(4,213.40)
01/07/2020	99625	11/11/2021		System Journal	Close Period Journal		4,213.40	0.00
30/06/2021	Michelle Gargar	18/11/2021		System Journal	Create Entries - Profit/Loss Allocation - 30/06/2021		(25,668.60)	(25,668.60)
							(21,455.20)	(25,668.60)
<u>(Share of Profit/(Loss)) Buckler, Michael David - Accumulation (BUCMIC00001A)</u>								
01/07/2020	Opening Balance				Opening Balance			(6,933.18)
01/07/2020	99625	11/11/2021		System Journal	Close Period Journal		6,933.18	0.00
30/06/2021	Michelle Gargar	18/11/2021		System Journal	Create Entries - Profit/Loss Allocation - 30/06/2021		(40,080.90)	(40,080.90)
							(33,147.72)	(40,080.90)
<b>Income Tax (53330)</b>								
<u>(Income Tax) Buckler, Margaret Louise - Accumulation (BUCMAR00001A)</u>								
01/07/2020	Opening Balance				Opening Balance			306.82
01/07/2020	99625	11/11/2021		System Journal	Close Period Journal		(306.82)	0.00
13/07/2020	SYSTEM	07/08/2020		System Journal	System Member Journals		(26.04)	(26.04)
13/08/2020	SYSTEM	14/08/2020		System Journal	System Member Journals		(26.04)	(52.08)
14/09/2020	SYSTEM	15/09/2020		System Journal	System Member Journals		(26.04)	(78.12)
13/10/2020	SYSTEM	14/10/2020		System Journal	System Member Journals		(26.04)	(104.16)
13/11/2020	SYSTEM	14/11/2020		System Journal	System Member Journals		(26.04)	(130.20)

**ML & MD Super Fund**

**General Ledger - Audit View**

For The Period 01 July 2020 - 30 June 2021

Transaction Date	Transaction Source	Processed Date	Last Modified By	Transaction Type	Description	Units	Amount \$	Balance \$
14/12/2020	SYSTEM	15/12/2020		System Journal	System Member Journals		(26.04)	(156.24)
13/01/2021	SYSTEM	14/01/2021		System Journal	System Member Journals		(26.04)	(182.28)
15/02/2021	SYSTEM	16/02/2021		System Journal	System Member Journals		(26.04)	(208.32)
15/03/2021	SYSTEM	16/03/2021		System Journal	System Member Journals		(26.04)	(234.36)
13/04/2021	SYSTEM	15/04/2021		System Journal	System Member Journals		(26.04)	(260.40)
13/05/2021	SYSTEM	15/05/2021		System Journal	System Member Journals		(29.81)	(290.21)
15/06/2021	SYSTEM	16/06/2021		System Journal	System Member Journals		(29.81)	(320.02)
30/06/2021	Michelle Gargar	18/11/2021		System Journal	Create Entries - Income Tax Expense Allocation - 30/06/2021		753.83	433.81
							126.99	433.81
<u>(Income Tax) Buckler, Michael David - Accumulation (BUCMIC00001A)</u>								
01/07/2020	Opening Balance				Opening Balance			344.55
01/07/2020	99625	11/11/2021		System Journal	Close Period Journal		(344.55)	0.00
16/04/2021	SYSTEM	18/04/2021		System Journal	System Member Journals		(709.83)	(709.83)
16/04/2021	SYSTEM	18/04/2021		System Journal	System Member Journals		(20.70)	(730.53)
30/06/2021	Michelle Gargar	18/11/2021		System Journal	Create Entries - Income Tax Expense Allocation - 30/06/2021		1,177.08	446.55
							102.00	446.55
<b>Contributions Tax (53800)</b>								
<u>(Contributions Tax) Buckler, Margaret Louise - Accumulation (BUCMAR00001A)</u>								
01/07/2020	Opening Balance				Opening Balance			2,521.58
01/07/2020	99625	11/11/2021		System Journal	Close Period Journal		(2,521.58)	0.00
02/07/2020	SYSTEM	18/11/2021		System Journal	System Member Journals		306.11	306.11
05/08/2020	SYSTEM	18/11/2021		System Journal	System Member Journals		301.51	607.62
18/09/2020	SYSTEM	18/11/2021		System Journal	System Member Journals		297.48	905.10
28/09/2020	SYSTEM	18/11/2021		System Journal	System Member Journals		2.34	907.44
14/10/2020	SYSTEM	18/11/2021		System Journal	System Member Journals		449.11	1,356.55
28/10/2020	SYSTEM	18/11/2021		System Journal	System Member Journals		1.07	1,357.62
02/11/2020	SYSTEM	18/11/2021		System Journal	System Member Journals		48.94	1,406.56
19/11/2020	SYSTEM	18/11/2021		System Journal	System Member Journals		295.50	1,702.06

**ML & MD Super Fund**

**General Ledger - Audit View**

For The Period 01 July 2020 - 30 June 2021

Transaction Date	Transaction Source	Processed Date	Last Modified By	Transaction Type	Description	Units	Amount \$	Balance \$
14/12/2020	SYSTEM	18/11/2021		System Journal	System Member Journals		295.70	1,997.76
01/02/2021	SYSTEM	18/11/2021		System Journal	System Member Journals		19.83	2,017.59
02/02/2021	SYSTEM	18/11/2021		System Journal	System Member Journals		295.40	2,312.99
18/02/2021	SYSTEM	18/11/2021		System Journal	System Member Journals		10.55	2,323.54
30/03/2021	SYSTEM	18/11/2021		System Journal	System Member Journals		294.94	2,618.48
23/04/2021	SYSTEM	18/11/2021		System Journal	System Member Journals		434.48	3,052.96
							531.38	3,052.96
<u>(Contributions Tax) Buckler, Michael David - Accumulation (BUCMIC00001A)</u>								
01/07/2020	Opening Balance				Opening Balance			2,386.05
01/07/2020	99625	11/11/2021		System Journal	Close Period Journal		(2,386.05)	0.00
16/10/2020	SYSTEM	18/11/2021		System Journal	System Member Journals		120.13	120.13
16/10/2020	SYSTEM	18/11/2021		System Journal	System Member Journals		120.25	240.38
16/10/2020	SYSTEM	18/11/2021		System Journal	System Member Journals		45.46	285.84
16/10/2020	SYSTEM	18/11/2021		System Journal	System Member Journals		120.03	405.87
16/10/2020	SYSTEM	18/11/2021		System Journal	System Member Journals		120.08	525.95
16/10/2020	SYSTEM	18/11/2021		System Journal	System Member Journals		120.08	646.03
13/01/2021	SYSTEM	18/11/2021		System Journal	System Member Journals		120.00	766.03
13/01/2021	SYSTEM	18/11/2021		System Journal	System Member Journals		120.00	886.03
13/01/2021	SYSTEM	18/11/2021		System Journal	System Member Journals		120.02	1,006.05
13/01/2021	SYSTEM	18/11/2021		System Journal	System Member Journals		120.05	1,126.10
13/01/2021	SYSTEM	18/11/2021		System Journal	System Member Journals		120.08	1,246.18
13/01/2021	SYSTEM	18/11/2021		System Journal	System Member Journals		120.44	1,366.62
13/01/2021	SYSTEM	18/11/2021		System Journal	System Member Journals		119.99	1,486.61
23/02/2021	SYSTEM	18/11/2021		System Journal	System Member Journals		271.24	1,757.85
22/04/2021	SYSTEM	18/11/2021		System Journal	System Member Journals		135.04	1,892.89
22/04/2021	SYSTEM	18/11/2021		System Journal	System Member Journals		120.05	2,012.94
22/04/2021	SYSTEM	18/11/2021		System Journal	System Member Journals		120.11	2,133.05
22/04/2021	SYSTEM	18/11/2021		System Journal	System Member Journals		135.26	2,268.31
22/04/2021	SYSTEM	18/11/2021		System Journal	System Member Journals		142.54	2,410.85

**ML & MD Super Fund**

**General Ledger - Audit View**

For The Period 01 July 2020 - 30 June 2021

Transaction Date	Transaction Source	Processed Date	Last Modified By	Transaction Type	Description	Units	Amount \$	Balance \$
22/04/2021	SYSTEM	18/11/2021		System Journal	System Member Journals		134.93	2,545.78
							159.73	2,545.78
<b>Life Insurance Premiums (53920)</b>								
<u>(Life Insurance Premiums) Buckler, Margaret Louise - Accumulation (BUCMAR00001A)</u>								
01/07/2020	Opening Balance				Opening Balance			1,864.82
01/07/2020	99625	11/11/2021		System Journal	Close Period Journal		(1,864.82)	0.00
13/07/2020	SYSTEM	07/08/2020		System Journal	System Member Journals		173.61	173.61
13/08/2020	SYSTEM	14/08/2020		System Journal	System Member Journals		173.61	347.22
14/09/2020	SYSTEM	15/09/2020		System Journal	System Member Journals		173.61	520.83
13/10/2020	SYSTEM	14/10/2020		System Journal	System Member Journals		173.61	694.44
13/11/2020	SYSTEM	14/11/2020		System Journal	System Member Journals		173.61	868.05
14/12/2020	SYSTEM	15/12/2020		System Journal	System Member Journals		173.61	1,041.66
13/01/2021	SYSTEM	14/01/2021		System Journal	System Member Journals		173.61	1,215.27
15/02/2021	SYSTEM	16/02/2021		System Journal	System Member Journals		173.61	1,388.88
15/03/2021	SYSTEM	16/03/2021		System Journal	System Member Journals		173.61	1,562.49
13/04/2021	SYSTEM	15/04/2021		System Journal	System Member Journals		173.61	1,736.10
13/05/2021	SYSTEM	15/05/2021		System Journal	System Member Journals		198.70	1,934.80
15/06/2021	SYSTEM	16/06/2021		System Journal	System Member Journals		198.70	2,133.50
							268.68	2,133.50
<u>(Life Insurance Premiums) Buckler, Michael David - Accumulation (BUCMIC00001A)</u>								
01/07/2020	Opening Balance				Opening Balance			4,136.86
01/07/2020	99625	11/11/2021		System Journal	Close Period Journal		(4,136.86)	0.00
16/04/2021	SYSTEM	18/04/2021		System Journal	System Member Journals		4,732.20	4,732.20
16/04/2021	SYSTEM	18/04/2021		System Journal	System Member Journals		138.00	4,870.20
							733.34	4,870.20
<b>Bank Accounts (60400)</b>								
<u>Macquarie - Cash Managment Account (MBL961511748)</u>								
01/07/2020	Opening Balance				Opening Balance			46,150.45

ML & MD Super Fund

General Ledger - Audit View

For The Period 01 July 2020 - 30 June 2021

Transaction Date	Transaction Source	Processed Date	Last Modified By	Transaction Type	Description	Units	Amount \$	Balance \$
02/07/2020	Bank Data Service	18/11/2021	michelle@pamilyaaccosuntants.com.au	Bank Statement	PRECISION CH PASCH2006290004649 50		2,040.71	48,191.16
03/07/2020	Bank Data Service	11/11/2021	michelle@pamilyaaccosuntants.com.au	Bank Statement	ATO ATO007000012232036 50		237.00	48,428.16
07/07/2020	Bank Data Service	11/11/2021	michelle@pamilyaaccosuntants.com.au	Bank Statement	FRANKLIN TEMPLET FT0003473769 50		2,355.39	50,783.55
09/07/2020	Bank Data Service	11/11/2021	michelle@pamilyaaccosuntants.com.au	Bank Statement	MIML 1 13167 13693 50		2,304.19	53,087.74
09/07/2020	Bank Data Service	11/11/2021	michelle@pamilyaaccosuntants.com.au	Bank Statement	MIML 1 87233 13695 50		2,573.42	55,661.16
10/07/2020	Bank Data Service	11/11/2021	michelle@pamilyaaccosuntants.com.au	Bank Statement	PIMCO Funds 300140456 DVND 56		526.47	56,187.63
10/07/2020	Bank Data Service	11/11/2021	michelle@pamilyaaccosuntants.com.au	Bank Statement	PIMCO Funds 300140456 DVND 56		807.14	56,994.77
10/07/2020	Bank Data Service	11/11/2021	michelle@pamilyaaccosuntants.com.au	Bank Statement	RBC IST Distr aubqB26G00000870 DVND 56		216.31	57,211.08
10/07/2020	Bank Data Service	11/11/2021	michelle@pamilyaaccosuntants.com.au	Bank Statement	APNFM LTD CLRACC AREIT04355 Distrib 50		95.61	57,306.69
13/07/2020	Bank Data Service	07/08/2020		Bank Statement	ZURICH LIFE M024688 3F 13		(173.61)	57,133.08
14/07/2020	Bank Data Service	07/08/2020		Bank Statement	PLATINUM INVEST PAF 65622CPAMdis20 50		2,267.94	59,401.02
14/07/2020	Bank Data Service	07/08/2020		Bank Statement	PLATINUM INVEST PIF 65622CPAMdis20 50		1,528.61	60,929.63
14/07/2020	Bank Data Service	11/11/2021	michelle@pamilyaaccosuntants.com.au	Bank Statement	MAGELLAN MAGELLAN0000991568 50 [System Matched Income Data]		474.28	61,403.91
14/07/2020	Bank Data Service	11/11/2021	michelle@pamilyaaccosuntants.com.au	Bank Statement	FPSL DISTRIBUTIO FPL DI 400297777 50		70.10	61,474.01
15/07/2020	Bank Data Service	12/11/2021	michelle@pamilyaaccosuntants.com.au	Bank Statement	JUNE 2020 IMS FEE DT		(1,811.67)	59,662.34
15/07/2020	Bank Data Service	11/11/2021	michelle@pamilyaaccosuntants.com.au	Bank Statement	RBC IST Distr aubqB26G00000915 DVND 56		2,907.25	62,569.59
16/07/2020	Bank Data Service	11/11/2021	michelle@pamilyaaccosuntants.com.au	Bank Statement	FIL RESPONSIBLE FIL0003481103 50 [System Matched Income Data]		1,858.94	64,428.53
31/07/2020	Bank Data Service	07/08/2020		Bank Statement	MACQUARIE CMA INTEREST PAID INTR 73		2.51	64,431.04
05/08/2020	Bank Data Service	18/11/2021	michelle@pamilyaaccosuntants.com.au	Bank Statement	PRECISION CH PASCH2007310000442 50		2,010.08	66,441.12
07/08/2020	Bank Data Service	18/11/2021	michelle@pamilyaaccosuntants.com.au	Bank Statement	FPSL DISTRIBUTIO FPL DI 400297777 50		27.69	66,468.81
10/08/2020	Bank Data Service	18/11/2021	michelle@pamilyaaccosuntants.com.au	Bank Statement	APNFM LTD CLRACC AREIT04355 Distrib 50		95.61	66,564.42
13/08/2020	Bank Data Service	14/08/2020		Bank Statement	ZURICH LIFE M024688 3F 13		(173.61)	66,390.81

ML & MD Super Fund

General Ledger - Audit View

For The Period 01 July 2020 - 30 June 2021

Transaction Date	Transaction Source	Processed Date	Last Modified By	Transaction Type	Description	Units	Amount \$	Balance \$
31/08/2020	Bank Data Service	02/09/2020		Bank Statement	MACQUARIE CMA INTEREST PAID INTR 73		2.79	66,393.60
04/09/2020	Bank Data Service	18/11/2021	michelle@pamilyaaccosuntants.com.au	Bank Statement	FPSL DISTRIBUTIO FPL DI 400297777 50		28.04	66,421.64
10/09/2020	Bank Data Service	18/11/2021	michelle@pamilyaaccosuntants.com.au	Bank Statement	APNFM LTD CLRACC AREIT04355 Distrib 50		95.61	66,517.25
14/09/2020	Bank Data Service	18/11/2021	michelle@pamilyaaccosuntants.com.au	Bank Statement	SPINV#2746 TAX & ACC DT		(2,530.00)	63,987.25
14/09/2020	Bank Data Service	15/09/2020		Bank Statement	ZURICH LIFE M024688 3F 13		(173.61)	63,813.64
16/09/2020	Bank Data Service	11/11/2021	michelle@pamilyaaccosuntants.com.au	Bank Statement	FUNDS TFR TO PIMCO AUSTRALIA FUNDS APPLI DD		(10,000.00)	53,813.64
16/09/2020	Bank Data Service	12/11/2021	michelle@pamilyaaccosuntants.com.au	Bank Statement	FUNDS TFR TO FIDELITY APPLICATION ACCOUN DD		(20,000.00)	33,813.64
17/09/2020	Bank Data Service	11/11/2021	michelle@pamilyaaccosuntants.com.au	Bank Statement	BT SWT C13864422 50 (Auto reprocessed due to distribution entered / deleted on 30/06/2021)		15,000.00	48,813.64
18/09/2020	Bank Data Service	18/11/2021	michelle@pamilyaaccosuntants.com.au	Bank Statement	PRECISION CH PASCH2009150003383 50		1,983.22	50,796.86
23/09/2020	Bank Data Service	12/11/2021	michelle@pamilyaaccosuntants.com.au	Bank Statement	FPL WHOLESALE AP FPL DD 400317922 13		(10,000.00)	40,796.86
23/09/2020	Bank Data Service	12/11/2021	michelle@pamilyaaccosuntants.com.au	Bank Statement	FPL WHOLESALE AP FPL DD 400214681 13		(5,000.00)	35,796.86
24/09/2020	Bank Data Service	12/11/2021	michelle@pamilyaaccosuntants.com.au	Bank Statement	IP PLACEMENT FEE INV#9928 DT		(594.00)	35,202.86
28/09/2020	Bank Data Service	18/11/2021	michelle@pamilyaaccosuntants.com.au	Bank Statement	ATO ATO008000013607234 50		15.63	35,218.49
30/09/2020	Bank Data Service	02/10/2020		Bank Statement	MACQUARIE CMA INTEREST PAID INTR 73		2.21	35,220.70
05/10/2020	Bank Data Service	18/11/2021	michelle@pamilyaaccosuntants.com.au	Bank Statement	PIMCO Funds 300140456 DVND 56		202.74	35,423.44
05/10/2020	Bank Data Service	18/11/2021	michelle@pamilyaaccosuntants.com.au	Bank Statement	PIMCO Funds 300140456 DVND 56		414.95	35,838.39
06/10/2020	Bank Data Service	18/11/2021	michelle@pamilyaaccosuntants.com.au	Bank Statement	CHEQUE WITHDRAWAL 000031 09		(316.00)	35,522.39
06/10/2020	Bank Data Service	18/11/2021	michelle@pamilyaaccosuntants.com.au	Bank Statement	CHEQUE WITHDRAWAL 000032 09		(2,563.22)	32,959.17
07/10/2020	Bank Data Service	18/11/2021	michelle@pamilyaaccosuntants.com.au	Bank Statement	RBC IST Distr aubqB26G00000966 DVND 56 [System Matched Income Data]		24.91	32,984.08
08/10/2020	Bank Data Service	18/11/2021	michelle@pamilyaaccosuntants.com.au	Bank Statement	FPSL DISTRIBUTIO FPL DI 400297777 50		28.32	33,012.40
12/10/2020	Bank Data Service	18/11/2021	michelle@pamilyaaccosuntants.com.au	Bank Statement	FPL DISTRIBUTION FPL DI 400214681 50		102.48	33,114.88

ML & MD Super Fund

General Ledger - Audit View

For The Period 01 July 2020 - 30 June 2021

Transaction Date	Transaction Source	Processed Date	Last Modified By	Transaction Type	Description	Units	Amount \$	Balance \$
12/10/2020	Bank Data Service	18/11/2021	michelle@familyaaccuntants.com.au	Bank Statement	FPL DISTRIBUTION FPL DI 400317922 50		79.60	33,194.48
12/10/2020	Bank Data Service	18/11/2021	michelle@familyaaccuntants.com.au	Bank Statement	APNFM LTD CLRACC AREIT04355 Distrib 50		95.61	33,290.09
13/10/2020	Bank Data Service	14/10/2020		Bank Statement	ZURICH LIFE M024688 3F 13		(173.61)	33,116.48
14/10/2020	Bank Data Service	18/11/2021	michelle@familyaaccuntants.com.au	Bank Statement	PRECISION CH PASCH2010090000991 50		2,994.04	36,110.52
15/10/2020	Bank Data Service	12/11/2021	michelle@familyaaccuntants.com.au	Bank Statement	30 SEPTEMBER 2020 IMS FEE DT		(1,790.95)	34,319.57
16/10/2020	Bank Data Service	18/11/2021	michelle@familyaaccuntants.com.au	Bank Statement	SuperChoice P/L PC121020-196946964 50		303.08	34,622.65
16/10/2020	Bank Data Service	18/11/2021	michelle@familyaaccuntants.com.au	Bank Statement	SuperChoice P/L PC121020-196946962 50		800.18	35,422.83
16/10/2020	Bank Data Service	18/11/2021	michelle@familyaaccuntants.com.au	Bank Statement	SuperChoice P/L PC121020-196946960 50		800.50	36,223.33
16/10/2020	Bank Data Service	18/11/2021	michelle@familyaaccuntants.com.au	Bank Statement	SuperChoice P/L PC121020-196946961 50		800.50	37,023.83
16/10/2020	Bank Data Service	18/11/2021	michelle@familyaaccuntants.com.au	Bank Statement	SuperChoice P/L PC121020-196946959 50		800.84	37,824.67
16/10/2020	Bank Data Service	18/11/2021	michelle@familyaaccuntants.com.au	Bank Statement	SuperChoice P/L PC121020-196946958 50		801.68	38,626.35
23/10/2020	Bank Data Service	18/11/2021	michelle@familyaaccuntants.com.au	Bank Statement	FPL DISTRIBUTION FPL DI 400317922 50		259.74	38,886.09
28/10/2020	Bank Data Service	18/11/2021	michelle@familyaaccuntants.com.au	Bank Statement	PRECISION CH PASCH2010230007457 50		7.12	38,893.21
02/11/2020	Bank Data Service	18/11/2021	michelle@familyaaccuntants.com.au	Bank Statement	ATO ATO003000013964999 50		326.29	39,219.50
06/11/2020	Bank Data Service	18/11/2021	michelle@familyaaccuntants.com.au	Bank Statement	FPSL DISTRIBUTIO FPL DI 400297777 50		28.37	39,247.87
10/11/2020	Bank Data Service	18/11/2021	michelle@familyaaccuntants.com.au	Bank Statement	APNFM LTD CLRACC AREIT04355 Distrib 50		95.61	39,343.48
13/11/2020	Bank Data Service	14/11/2020		Bank Statement	ZURICH LIFE M024688 3F 13		(173.61)	39,169.87
13/11/2020	Bank Data Service	18/11/2021	michelle@familyaaccuntants.com.au	Bank Statement	FIL RESPONSIBLE FIL0003574645 50		453.05	39,622.92
16/11/2020	Bank Data Service	18/11/2021	michelle@familyaaccuntants.com.au	Bank Statement	BT SWT C13864422 50		282.19	39,905.11
19/11/2020	Bank Data Service	18/11/2021	michelle@familyaaccuntants.com.au	Bank Statement	PRECISION CH PASCH2011160002463 50		1,970.00	41,875.11
26/11/2020	Bank Data Service	18/11/2021	michelle@familyaaccuntants.com.au	Bank Statement	FPL DISTRIBUTION FPL DI 400214681 50		1,651.98	43,527.09

ML & MD Super Fund

General Ledger - Audit View

For The Period 01 July 2020 - 30 June 2021

Transaction Date	Transaction Source	Processed Date	Last Modified By	Transaction Type	Description	Units	Amount \$	Balance \$
07/12/2020	Bank Data Service	18/11/2021	michelle@familyaaccos.com.au	Bank Statement	FPSL DISTRIBUTIO FPL DI 400297777 50		28.53	43,555.62
10/12/2020	Bank Data Service	18/11/2021	michelle@familyaaccos.com.au	Bank Statement	APNFM LTD CLRACC AREIT04355 Distrib 50		95.61	43,651.23
14/12/2020	Bank Data Service	15/12/2020		Bank Statement	ZURICH LIFE M024688 3F 13		(173.61)	43,477.62
14/12/2020	Bank Data Service	18/11/2021	michelle@familyaaccos.com.au	Bank Statement	PRECISION CH PASCH2012090000930 50		1,971.36	45,448.98
31/12/2020	Bank Data Service	02/01/2021		Bank Statement	MACQUARIE CMA INTEREST PAID INTR 73		10.25	45,459.23
06/01/2021	Bank Data Service	18/11/2021	michelle@familyaaccos.com.au	Bank Statement	PIMCO Funds 300140456 DVND 56		166.15	45,625.38
06/01/2021	Bank Data Service	18/11/2021	michelle@familyaaccos.com.au	Bank Statement	PIMCO Funds 300140456 DVND 56		599.50	46,224.88
11/01/2021	Bank Data Service	18/11/2021	michelle@familyaaccos.com.au	Bank Statement	APNFM LTD CLRACC AREIT04355 Distrib 50		95.61	46,320.49
11/01/2021	Bank Data Service	18/11/2021	michelle@familyaaccos.com.au	Bank Statement	FPL DISTRIBUTION FPL DI 400317922 50		78.14	46,398.63
11/01/2021	Bank Data Service	18/11/2021	michelle@familyaaccos.com.au	Bank Statement	FPSL DISTRIBUTIO FPL DI 400297777 50		29.11	46,427.74
12/01/2021	Bank Data Service	18/11/2021	michelle@familyaaccos.com.au	Bank Statement	MIML 1 13167 14077 50		61.42	46,489.16
13/01/2021	Bank Data Service	14/01/2021		Bank Statement	ZURICH LIFE M024688 3F 13		(173.61)	46,315.55
13/01/2021	Bank Data Service	18/11/2021	michelle@familyaaccos.com.au	Bank Statement	SuperChoice P/L PC070121-184391428 50		799.93	47,115.48
13/01/2021	Bank Data Service	18/11/2021	michelle@familyaaccos.com.au	Bank Statement	SuperChoice P/L PC070121-184391426 50		800.02	47,915.50
13/01/2021	Bank Data Service	18/11/2021	michelle@familyaaccos.com.au	Bank Statement	SuperChoice P/L PC070121-184391427 50		800.02	48,715.52
13/01/2021	Bank Data Service	18/11/2021	michelle@familyaaccos.com.au	Bank Statement	SuperChoice P/L PC070121-184391425 50		800.12	49,515.64
13/01/2021	Bank Data Service	18/11/2021	michelle@familyaaccos.com.au	Bank Statement	SuperChoice P/L PC070121-184391424 50		800.34	50,315.98
13/01/2021	Bank Data Service	18/11/2021	michelle@familyaaccos.com.au	Bank Statement	SuperChoice P/L PC070121-184391423 50		800.55	51,116.53
13/01/2021	Bank Data Service	18/11/2021	michelle@familyaaccos.com.au	Bank Statement	SuperChoice P/L PC070121-184391422 50		802.93	51,919.46
13/01/2021	Bank Data Service	18/11/2021	michelle@familyaaccos.com.au	Bank Statement	FPL DISTRIBUTION FPL DI 400214681 50		93.95	52,013.41
15/01/2021	Bank Data Service	12/11/2021	michelle@familyaaccos.com.au	Bank Statement	DECEMBER 2020 IMS FEE DT		(2,081.83)	49,931.58
15/01/2021	Bank Data Service	18/11/2021	michelle@familyaac	Bank Statement	MAGELLAN MAGELLAN0002173513 50		428.43	50,360.01



ML & MD Super Fund

General Ledger - Audit View

For The Period 01 July 2020 - 30 June 2021

Transaction Date	Transaction Source	Processed Date	Last Modified By	Transaction Type	Description	Units	Amount \$	Balance \$
			countants.com.au		[System Matched Income Data]			
15/01/2021	Bank Data Service	18/11/2021	michelle@pamilyaacco untants.com.au	Bank Statement	RBC IST Distr aubqB26G000009C1 DVND 56		269.13	50,629.14
29/01/2021	Bank Data Service	31/01/2021		Bank Statement	MACQUARIE CMA INTEREST PAID INTR 73		5.56	50,634.70
01/02/2021	Bank Data Service	18/11/2021	michelle@pamilyaacco untants.com.au	Bank Statement	ATO ATO007000014063785 50		132.20	50,766.90
02/02/2021	Bank Data Service	18/11/2021	michelle@pamilyaacco untants.com.au	Bank Statement	PRECISION CH PASCH2101280000340 50		1,969.33	52,736.23
05/02/2021	Bank Data Service	18/11/2021	michelle@pamilyaacco untants.com.au	Bank Statement	FPSL DISTRIBUTIO FPL DI 400297777 50		29.38	52,765.61
10/02/2021	Bank Data Service	18/11/2021	michelle@pamilyaacco untants.com.au	Bank Statement	APNFM LTD CLRACC AREIT04355 Distrib 50		95.61	52,861.22
15/02/2021	Bank Data Service	16/02/2021		Bank Statement	ZURICH LIFE M024688 3F 13		(173.61)	52,687.61
18/02/2021	Bank Data Service	18/11/2021	michelle@pamilyaacco untants.com.au	Bank Statement	ATO ATO003000014466125 50		70.31	52,757.92
23/02/2021	Bank Data Service	18/11/2021	michelle@pamilyaacco untants.com.au	Bank Statement	PRECISION CH PASCH2102180000337 50		1,808.27	54,566.19
26/02/2021	Bank Data Service	28/02/2021		Bank Statement	MACQUARIE CMA INTEREST PAID INTR 73		4.85	54,571.04
05/03/2021	Bank Data Service	18/11/2021	michelle@pamilyaacco untants.com.au	Bank Statement	FPSL DISTRIBUTIO FPL DI 400297777 50		29.58	54,600.62
10/03/2021	Bank Data Service	18/11/2021	michelle@pamilyaacco untants.com.au	Bank Statement	APNFM LTD CLRACC AREIT04355 Distrib 50 [System Matched Income Data]		95.61	54,696.23
15/03/2021	Bank Data Service	16/03/2021		Bank Statement	ZURICH LIFE M024688 3F 13		(173.61)	54,522.62
30/03/2021	Bank Data Service	18/11/2021	michelle@pamilyaacco untants.com.au	Bank Statement	PRECISION CH PASCH2103250003015 50		1,966.27	56,488.89
31/03/2021	Bank Data Service	01/04/2021		Bank Statement	MACQUARIE CMA INTEREST PAID INTR 73		5.60	56,494.49
07/04/2021	Bank Data Service	18/11/2021	michelle@pamilyaacco untants.com.au	Bank Statement	PIMCO Funds 300140456 DVND 56		20.09	56,514.58
08/04/2021	Bank Data Service	18/11/2021	michelle@pamilyaacco untants.com.au	Bank Statement	RBC IST Distr aubqB26G000009F8 DVND 56		0.89	56,515.47
12/04/2021	Bank Data Service	18/11/2021	michelle@pamilyaacco untants.com.au	Bank Statement	FIL RESPONSIBLE FIL0003690867 50		90.48	56,605.95
12/04/2021	Bank Data Service	18/11/2021	michelle@pamilyaacco untants.com.au	Bank Statement	FPL DISTRIBUTION FPL DI 400317922 50		77.30	56,683.25
12/04/2021	Bank Data Service	18/11/2021	michelle@pamilyaacco untants.com.au	Bank Statement	APNFM LTD CLRACC AREIT04355 Distrib 50		95.61	56,778.86
12/04/2021	Bank Data Service	18/11/2021	michelle@pamilyaacco untants.com.au	Bank Statement	FPSL DISTRIBUTIO FPL DI 400297777 50		85.88	56,864.74
13/04/2021	Bank Data Service	15/04/2021		Bank Statement	ZURICH LIFE M024688 3F 13		(173.61)	56,691.13

ML & MD Super Fund

General Ledger - Audit View

For The Period 01 July 2020 - 30 June 2021

Transaction Date	Transaction Source	Processed Date	Last Modified By	Transaction Type	Description	Units	Amount \$	Balance \$
13/04/2021	Bank Data Service	18/11/2021	michelle@pamilyaaccosuntants.com.au	Bank Statement	FPL DISTRIBUTION FPL DI 400214681 50		185.64	56,876.77
15/04/2021	Bank Data Service	12/11/2021	michelle@pamilyaaccosuntants.com.au	Bank Statement	MARCH 2021 IMS FEE DT		(2,135.94)	54,740.83
16/04/2021	Bank Data Service	18/11/2021	michelle@pamilyaaccosuntants.com.au	Bank Statement	RBC IST Distr aubqB26G00000A4C DVND 56		97.15	54,837.98
16/04/2021	Bank Data Service	18/04/2021		Bank Statement	AIA AUSTRALIA . 64263095 21/04/21 13		(4,732.20)	50,105.78
16/04/2021	Bank Data Service	18/04/2021		Bank Statement	AIA AUSTRALIA . 64263095V 21/04/21 13		(138.00)	49,967.78
22/04/2021	Bank Data Service	18/11/2021	michelle@pamilyaaccosuntants.com.au	Bank Statement	SuperChoice P/L PC160421-180334410 50		800.31	50,768.09
22/04/2021	Bank Data Service	18/11/2021	michelle@pamilyaaccosuntants.com.au	Bank Statement	SuperChoice P/L PC160421-180334409 50		800.70	51,568.79
22/04/2021	Bank Data Service	18/11/2021	michelle@pamilyaaccosuntants.com.au	Bank Statement	SuperChoice P/L PC160421-180334408 50		899.50	52,468.29
22/04/2021	Bank Data Service	18/11/2021	michelle@pamilyaaccosuntants.com.au	Bank Statement	SuperChoice P/L PC160421-180334407 50		900.28	53,368.57
22/04/2021	Bank Data Service	18/11/2021	michelle@pamilyaaccosuntants.com.au	Bank Statement	SuperChoice P/L PC160421-180334406 50		901.72	54,270.29
22/04/2021	Bank Data Service	18/11/2021	michelle@pamilyaaccosuntants.com.au	Bank Statement	SuperChoice P/L PC160421-180334405 50		950.29	55,220.58
23/04/2021	Bank Data Service	18/11/2021	michelle@pamilyaaccosuntants.com.au	Bank Statement	PRECISION CH PASCH2104200009157 50		2,896.52	58,117.10
30/04/2021	Bank Data Service	02/05/2021		Bank Statement	MACQUARIE CMA INTEREST PAID INTR 73		5.48	58,122.58
10/05/2021	Bank Data Service	18/11/2021	michelle@pamilyaaccosuntants.com.au	Bank Statement	APNFM LTD CLRACC AREIT04355 Distrib 50		95.61	58,218.19
11/05/2021	Bank Data Service	18/11/2021	michelle@pamilyaaccosuntants.com.au	Bank Statement	FPSL DISTRIBUTIO FPL DI 400297777 50		87.22	58,305.41
13/05/2021	Bank Data Service	15/05/2021		Bank Statement	ZURICH LIFE M024688 3F 13		(198.70)	58,106.71
31/05/2021	Bank Data Service	02/06/2021		Bank Statement	MACQUARIE CMA INTEREST PAID INTR 73		5.89	58,112.60
07/06/2021	Bank Data Service	18/11/2021	michelle@pamilyaaccosuntants.com.au	Bank Statement	FPSL DISTRIBUTIO FPL DI 400297777 50		86.37	58,198.97
10/06/2021	Bank Data Service	18/11/2021	michelle@pamilyaaccosuntants.com.au	Bank Statement	APNFM LTD CLRACC AREIT04355 Distrib 50		95.61	58,294.58
15/06/2021	Bank Data Service	16/06/2021		Bank Statement	ZURICH LIFE M024688 3F 13		(198.70)	58,095.88
30/06/2021	Bank Data Service	01/07/2021		Bank Statement	MACQUARIE CMA INTEREST PAID INTR 73		5.70	58,101.58
							11,951.13	58,101.58

**Distributions Receivable (61800)**

**ML & MD Super Fund**

**General Ledger - Audit View**

For The Period 01 July 2020 - 30 June 2021

Transaction Date	Transaction Source	Processed Date	Last Modified By	Transaction Type	Description	Units	Amount \$	Balance \$
<u>APN AREIT Fund (APN0008AU)</u>								
01/07/2020	Opening Balance				Opening Balance			95.61
10/07/2020	Bank Data Service	11/11/2021	michelle@pamilyaacco untants.com.au	Bank Statement	APNFM LTD CLRACC AREIT04355 Distrib 50		(95.61)	0.00
30/06/2021	michelle@pamilyaacco untants.com.au	18/11/2021	michelle@pamilyaacco untants.com.au	General Journal	APN Received		95.61	95.61
							0.00	95.61
<u>Hyperion Small Growth Companies Fund (BNT0101AU)</u>								
01/07/2020	Opening Balance				Opening Balance			2,907.24
15/07/2020	Bank Data Service	11/11/2021	michelle@pamilyaacco untants.com.au	Bank Statement	RBC IST Distr aubqB26G00000915 DVND 56		(2,907.25)	(0.01)
30/06/2021	michelle@pamilyaacco untants.com.au	18/11/2021	michelle@pamilyaacco untants.com.au	General Journal	Hyperion Received		2,306.92	2,306.91
							(600.33)	2,306.91
<u>Bentham Global Income Fund (CSA0038AU11)</u>								
01/07/2020	Opening Balance				Opening Balance			70.10
14/07/2020	Bank Data Service	11/11/2021	michelle@pamilyaacco untants.com.au	Bank Statement	FPSL DISTRIBUTIO FPL DI 400297777 50		(70.10)	0.00
30/06/2021	michelle@pamilyaacco untants.com.au	18/11/2021	michelle@pamilyaacco untants.com.au	General Journal	Bentham Global Received		107.87	107.87
							37.77	107.87
<u>Pimco Aust Bond Fund - Wholesale (ETL0015AU)</u>								
01/07/2020	Opening Balance				Opening Balance			526.47
10/07/2020	Bank Data Service	11/11/2021	michelle@pamilyaacco untants.com.au	Bank Statement	PIMCO Funds 300140456 DVND 56		(526.47)	0.00
30/06/2021	michelle@pamilyaacco untants.com.au	18/11/2021	michelle@pamilyaacco untants.com.au	General Journal	Pimco Aust bond Fund dist rec		12.61	12.61
							(513.86)	12.61
<u>Pimco Global Bond Fund - Wholesale (ETL0018AU)</u>								
01/07/2020	Opening Balance				Opening Balance			807.14
10/07/2020	Bank Data Service	11/11/2021	michelle@pamilyaacco untants.com.au	Bank Statement	PIMCO Funds 300140456 DVND 56		(807.14)	0.00
30/06/2021	michelle@pamilyaacco untants.com.au	18/11/2021	michelle@pamilyaacco untants.com.au	General Journal	Pimco Global dist rec		51.01	51.01

**ML & MD Super Fund**

**General Ledger - Audit View**

For The Period 01 July 2020 - 30 June 2021

Transaction Date	Transaction Source	Processed Date	Last Modified By	Transaction Type	Description	Units	Amount \$	Balance \$
							(756.13)	51.01
<u>Fidelity Aust Equities Fd (FID0008AU2)</u>								
01/07/2020	Opening Balance				Opening Balance			1,858.94
16/07/2020	Bank Data Service	11/11/2021	michelle@pamilyaacco untants.com.au	Bank Statement	FIL RESPONSIBLE FIL0003481103 50 [System Matched Income Data]		(1,858.94)	0.00
30/06/2021	michelle@pamilyaacco untants.com.au	18/11/2021	michelle@pamilyaacco untants.com.au	General Journal	Fidelity Receivable		2,468.89	2,468.89
							609.95	2,468.89
<u>Franklin Global Growth Fund-CI W (FRT0009AU)</u>								
01/07/2020	Opening Balance				Opening Balance			2,355.39
07/07/2020	Bank Data Service	11/11/2021	michelle@pamilyaacco untants.com.au	Bank Statement	FRANKLIN TEMPLET FT0003473769 50		(2,355.39)	0.00
							(2,355.39)	0.00
<u>Greencape Wsale Broadcap Fund (HOW0034AU)</u>								
30/06/2021	michelle@pamilyaacco untants.com.au	18/11/2021	michelle@pamilyaacco untants.com.au	General Journal	Greencape Received		1,239.89	1,239.89
							1,239.89	1,239.89
<u>IFP Global Franchise (MAQ0404AU)</u>								
01/07/2020	Opening Balance				Opening Balance			2,573.42
09/07/2020	Bank Data Service	11/11/2021	michelle@pamilyaacco untants.com.au	Bank Statement	MIML 1 87233 13695 50		(2,573.42)	0.00
30/06/2021	michelle@pamilyaacco untants.com.au	18/11/2021	michelle@pamilyaacco untants.com.au	General Journal	IFP Global		1,416.92	1,416.92
							(1,156.50)	1,416.92
<u>Arrowstreet Glob Equity Fund (MAQ0464AU1)</u>								
01/07/2020	Opening Balance				Opening Balance			2,304.19
09/07/2020	Bank Data Service	11/11/2021	michelle@pamilyaacco untants.com.au	Bank Statement	MIML 1 13167 13693 50		(2,304.19)	0.00
30/06/2021	michelle@pamilyaacco untants.com.au	18/11/2021	michelle@pamilyaacco untants.com.au	General Journal	Arrowstreet Received		4,790.83	4,790.83
							2,486.64	4,790.83
<u>Magellan Infrastructure Fd (MGE0002AU)</u>								
01/07/2020	Opening Balance				Opening Balance			474.28

**ML & MD Super Fund**

**General Ledger - Audit View**

For The Period 01 July 2020 - 30 June 2021

Transaction Date	Transaction Source	Processed Date	Last Modified By	Transaction Type	Description	Units	Amount \$	Balance \$
14/07/2020	Bank Data Service	11/11/2021	michelle@pamilyaacco untants.com.au	Bank Statement	MAGELLAN MAGELLAN0000991568 50 [System Matched Income Data]		(474.28)	0.00
30/06/2021	michelle@pamilyaacco untants.com.au	18/11/2021	michelle@pamilyaacco untants.com.au	General Journal	Magellan Received		428.41	428.41
							(45.87)	428.41
<u>Platinum - International Fund (PLA0002AU)</u>								
01/07/2020	Opening Balance				Opening Balance			1,528.61
14/07/2020	Bank Data Service	07/08/2020		Bank Statement	PLATINUM INVEST PIF 65622CPAMdis20 50		(1,528.61)	0.00
30/06/2021	michelle@pamilyaacco untants.com.au	18/11/2021	michelle@pamilyaacco untants.com.au	General Journal	Platinum Received		1,162.00	1,162.00
							(366.61)	1,162.00
<u>Platinum - Asia Fund (PLA0004AU)</u>								
01/07/2020	Opening Balance				Opening Balance			2,267.94
14/07/2020	Bank Data Service	07/08/2020		Bank Statement	PLATINUM INVEST PAF 65622CPAMdis20 50		(2,267.94)	0.00
30/06/2021	michelle@pamilyaacco untants.com.au	18/11/2021	michelle@pamilyaacco untants.com.au	General Journal	Platinum Asia Received		4,922.13	4,922.13
							2,654.19	4,922.13
<u>Pendal Small Comps Fund (RFA0819AU3)</u>								
30/06/2021	michelle@pamilyaacco untants.com.au	18/11/2021	michelle@pamilyaacco untants.com.au	General Journal	Pendal Received		1,501.02	1,501.02
							1,501.02	1,501.02
<u>Resolution Cap Gbl Prop Sec Fund (WHT0015AU6)</u>								
01/07/2020	Opening Balance				Opening Balance			216.31
10/07/2020	Bank Data Service	11/11/2021	michelle@pamilyaacco untants.com.au	Bank Statement	RBC IST Distr aubqB26G00000870 DVND 56		(216.31)	0.00
30/06/2021	michelle@pamilyaacco untants.com.au	18/11/2021	michelle@pamilyaacco untants.com.au	General Journal	Resolutions Received		110.51	110.51
							(105.80)	110.51
<b><u>Managed Investments (Australian) (74700)</u></b>								
<u>APN AREIT Fund (APN0008AU)</u>								
01/07/2020	Opening Balance				Opening Balance	13,746.83		17,556.08
31/08/2020	SYSTEM	30/08/2020		System Journal	Revaluation - 27/08/2020 @ \$1.293900 (Exit) - 13,746.830000 Units on hand		230.94	17,787.02

**ML & MD Super Fund**

**General Ledger - Audit View**

For The Period 01 July 2020 - 30 June 2021

Transaction Date	Transaction Source	Processed Date	Last Modified By	Transaction Type	Description	Units	Amount \$	Balance \$
30/06/2021	Michelle Gargar	18/11/2021		System Journal	Revaluation - 30/06/2021 @ \$1.535200 (Custom) - 13,746.830000 Units on hand		3,317.11	21,104.13
						13,746.83	3,548.05	21,104.13
<u>Hyperion Small Growth Companies Fund (BNT0101AU)</u>								
01/07/2020	Opening Balance				Opening Balance	5,316.04		25,430.86
31/08/2020	SYSTEM	30/08/2020		System Journal	Revaluation - 27/08/2020 @ \$4.812300 (Exit) - 5,316.038500 Units on hand		151.51	25,582.37
30/06/2021	Michelle Gargar	18/11/2021		System Journal	Revaluation - 30/06/2021 @ \$5.428700 (Custom) - 5,316.038500 Units on hand		3,276.81	28,859.18
						5,316.04	3,428.32	28,859.18
<u>Bentham Global Income Fund (CSA0038AU11)</u>								
01/07/2020	Opening Balance				Opening Balance	9,503.90		9,564.72
31/08/2020	SYSTEM	30/08/2020		System Journal	Revaluation - 26/08/2020 @ \$1.024000 (Exit) - 9,503.900000 Units on hand		167.27	9,731.99
30/06/2021	Michelle Gargar	18/11/2021		System Journal	Revaluation - 30/06/2021 @ \$1.049800 (Custom) - 9,503.900000 Units on hand		245.20	9,977.19
						9,503.90	412.47	9,977.19
<u>Pimco Aust Bond Fund - Wholesale (ETL0015AU)</u>								
01/07/2020	Opening Balance				Opening Balance	25,189.36		25,778.79
31/08/2020	SYSTEM	30/08/2020		System Journal	Revaluation - 27/08/2020 @ \$1.012600 (Exit) - 25,189.360100 Units on hand		(272.04)	25,506.75
30/06/2021	Michelle Gargar	18/11/2021		System Journal	Revaluation - 30/06/2021 @ \$0.994400 (Custom) - 25,189.360100 Units on hand		(458.45)	25,048.30
						25,189.36	(730.49)	25,048.30
<u>Pimco Global Bond Fund - Wholesale (ETL0018AU)</u>								
01/07/2020	Opening Balance				Opening Balance	29,818.68		30,409.09
31/08/2020	SYSTEM	30/08/2020		System Journal	Revaluation - 27/08/2020 @ \$1.009700 (Exit) - 29,818.684400 Units on hand		(301.16)	30,107.93
16/09/2020	Bank Data Service	11/11/2021	michelle@pamilyaaccountants.com.au	Bank Statement	FUNDS TFR TO PIMCO AUSTRALIA FUNDS APPLI DD	9,823.18	10,000.00	40,107.93
30/06/2021	Michelle Gargar	18/11/2021		System Journal	Revaluation - 30/06/2021 @ \$0.998400 (Custom) - 39,641.867100 Units on hand		(529.49)	39,578.44
						39,641.87	9,169.35	39,578.44
<u>Fidelity Aust Equities Fd (FID0008AU2)</u>								

**ML & MD Super Fund**

**General Ledger - Audit View**

For The Period 01 July 2020 - 30 June 2021

Transaction Date	Transaction Source	Processed Date	Last Modified By	Transaction Type	Description	Units	Amount \$	Balance \$
01/07/2020	Opening Balance				Opening Balance	1,158.51		37,814.92
31/08/2020	SYSTEM	30/08/2020		System Journal	Revaluation - 27/08/2020 @ \$32.954200 (Exit) - 1,158.510000 Units on hand		362.85	38,177.77
16/09/2020	Bank Data Service	12/11/2021	michelle@pamilyaaccountants.com.au	Bank Statement	FUNDS TFR TO FIDELITY APPLICATION ACCOUN DD	618.62	20,000.00	58,177.77
30/06/2021	Michelle Gargar	18/11/2021		System Journal	Revaluation - 30/06/2021 @ \$39.031500 (Custom) - 1,777.130000 Units on hand	1,777.13	11,186.28	69,364.05
							31,549.13	69,364.05
<u>Franklin Global Growth Fund-CI W (FRT0009AU)</u>								
01/07/2020	Opening Balance				Opening Balance	19,643.04		39,085.72
31/08/2020	SYSTEM	30/08/2020		System Journal	Revaluation - 27/08/2020 @ \$2.008200 (Exit) - 19,643.040000 Units on hand		361.43	39,447.15
30/06/2021	Michelle Gargar	18/11/2021		System Journal	Revaluation - 30/06/2021 @ \$2.421500 (Custom) - 19,643.040000 Units on hand		8,118.47	47,565.62
						19,643.04	8,479.90	47,565.62
<u>Greencape Wsale Broadcap Fund (HOW0034AU)</u>								
01/07/2020	Opening Balance				Opening Balance	25,143.92		38,002.53
31/08/2020	SYSTEM	30/08/2020		System Journal	Revaluation - 27/08/2020 @ \$1.600300 (Exit) - 25,143.923500 Units on hand		2,235.29	40,237.82
23/09/2020	Bank Data Service	12/11/2021	michelle@pamilyaaccountants.com.au	Bank Statement	FPL WHOLESALE AP FPL DD 400214681 13	3,190.81	5,000.00	45,237.82
30/06/2021	Michelle Gargar	18/11/2021		System Journal	Revaluation - 30/06/2021 @ \$1.790400 (Custom) - 28,334.734000 Units on hand		5,492.69	50,730.51
						28,334.73	12,727.98	50,730.51
<u>Ardea Real Outcome Fund (HOW0098AU8)</u>								
23/09/2020	Bank Data Service	12/11/2021	michelle@pamilyaaccountants.com.au	Bank Statement	FPL WHOLESALE AP FPL DD 400317922 13	10,182.26	10,000.00	10,000.00
30/06/2021	Michelle Gargar	18/11/2021		System Journal	Revaluation - 30/06/2021 @ \$0.946700 (Custom) - 10,182.262500 Units on hand		(360.45)	9,639.55
						10,182.26	9,639.55	9,639.55
<u>IFP Global Franchise (MAQ0404AU)</u>								
01/07/2020	Opening Balance				Opening Balance	10,140.45		24,176.86
31/08/2020	SYSTEM	30/08/2020		System Journal	Revaluation - 27/08/2020 @ \$2.186300 (Exit) - 10,140.450000 Units on hand		(2,006.79)	22,170.07
30/06/2021	Michelle Gargar	18/11/2021		System Journal	Revaluation - 30/06/2021 @ \$2.438600		2,558.43	24,728.50

**ML & MD Super Fund**

**General Ledger - Audit View**

For The Period 01 July 2020 - 30 June 2021

Transaction Date	Transaction Source	Processed Date	Last Modified By	Transaction Type	Description	Units	Amount \$	Balance \$
					(Custom) - 10,140.450000 Units on hand	10,140.45	551.64	24,728.50
<u>Arrowstreet Glob Equity Fund (MAQ0464AU1)</u>								
01/07/2020	Opening Balance				Opening Balance	22,431.58		24,964.11
31/08/2020	SYSTEM	30/08/2020		System Journal	Revaluation - 27/08/2020 @ \$1.065400 (Exit) - 22,431.580000 Units on hand		(1,065.50)	23,898.61
30/06/2021	Michelle Gargar	18/11/2021		System Journal	Revaluation - 30/06/2021 @ \$1.164800 (Custom) - 22,431.580000 Units on hand	22,431.58	2,229.69	26,128.30
							1,164.19	26,128.30
<u>Magellan Infrastructure Fd (MGE0002AU)</u>								
01/07/2020	Opening Balance				Opening Balance	15,809.08		20,249.86
31/08/2020	SYSTEM	30/08/2020		System Journal	Revaluation - 26/08/2020 @ \$1.247900 (Exit) - 15,809.084800 Units on hand		(521.70)	19,728.16
30/06/2021	Michelle Gargar	18/11/2021		System Journal	Revaluation - 30/06/2021 @ \$1.293700 (Custom) - 15,809.084800 Units on hand	15,809.08	724.05	20,452.21
							202.35	20,452.21
<u>Platinum - International Fund (PLA0002AU)</u>								
01/07/2020	Opening Balance				Opening Balance	18,138.82		33,424.40
31/08/2020	SYSTEM	30/08/2020		System Journal	Revaluation - 26/08/2020 @ \$1.823200 (Exit) - 18,138.820000 Units on hand		(353.70)	33,070.70
30/06/2021	Michelle Gargar	18/11/2021		System Journal	Revaluation - 30/06/2021 @ \$2.155300 (Custom) - 18,138.820000 Units on hand	18,138.82	6,023.90	39,094.60
							5,670.20	39,094.60
<u>Platinum - Asia Fund (PLA0004AU)</u>								
01/07/2020	Opening Balance				Opening Balance	9,129.09		25,849.93
31/08/2020	SYSTEM	30/08/2020		System Journal	Revaluation - 26/08/2020 @ \$2.853100 (Exit) - 9,129.090000 Units on hand		196.28	26,046.21
30/06/2021	Michelle Gargar	18/11/2021		System Journal	Revaluation - 30/06/2021 @ \$2.722300 (Custom) - 9,129.090000 Units on hand	9,129.09	(1,194.09)	24,852.12
							(997.81)	24,852.12
<u>Pendal Small Comps Fund (RFA0819AU3)</u>								
01/07/2020	Opening Balance				Opening Balance	12,377.26		25,573.89
31/08/2020	SYSTEM	30/08/2020		System Journal	Revaluation - 27/08/2020 @ \$2.216500		1,860.31	27,434.20



**ML & MD Super Fund**

**General Ledger - Audit View**

For The Period 01 July 2020 - 30 June 2021

Transaction Date	Transaction Source	Processed Date	Last Modified By	Transaction Type	Description	Units	Amount \$	Balance \$
					(Exit) - 12,377.260000 Units on hand			
17/09/2020	Bank Data Service	11/11/2021	michelle@pamilyaacco untants.com.au	Bank Statement	BT SWT C13864422 50 (Auto reprocessed due to distribution entered / deleted on 30/06/2021)	(6,733.40)	(16,320.41)	11,113.79
17/09/2020	SYSTEM	11/11/2021		System Journal	Unrealised Gain writeback as at 17/09/2020		1,395.83	12,509.62
30/06/2021	Michelle Gargar	18/11/2021		System Journal	Revaluation - 30/06/2021 @ \$2.338700 (Custom) - 5,643.860000 Units on hand		689.68	13,199.30
						5,643.86	(12,374.59)	13,199.30
<u>Resolution Cap Gbl Prop Sec Fund (WHT0015AU6)</u>								
01/07/2020	Opening Balance				Opening Balance	15,152.43		23,413.54
31/08/2020	SYSTEM	30/08/2020		System Journal	Revaluation - 27/08/2020 @ \$1.589900 (Exit) - 15,152.433500 Units on hand		677.31	24,090.85
30/06/2021	Michelle Gargar	18/11/2021		System Journal	Revaluation - 30/06/2021 @ \$1.856800 (Custom) - 15,152.433500 Units on hand		4,044.19	28,135.04
						15,152.43	4,721.50	28,135.04
<b><u>GST Payable/Refundable (84000)</u></b>								
<u>GST Payable/Refundable (84000)</u>								
01/07/2020	Opening Balance				Opening Balance			237.00
03/07/2020	Bank Data Service	11/11/2021	michelle@pamilyaacco untants.com.au	Bank Statement	ATO ATO007000012232036 50		(237.00)	0.00
15/07/2020	Bank Data Service	12/11/2021	michelle@pamilyaacco untants.com.au	Bank Statement	JUNE 2020 IMS FEE DT		123.53	123.53
24/09/2020	Bank Data Service	12/11/2021	michelle@pamilyaacco untants.com.au	Bank Statement	IP PLACEMENT FEE INV#9928 DT		40.50	164.03
15/10/2020	Bank Data Service	12/11/2021	michelle@pamilyaacco untants.com.au	Bank Statement	30 SEPTEMBER 2020 IMS FEE DT		122.11	286.14
15/01/2021	Bank Data Service	12/11/2021	michelle@pamilyaacco untants.com.au	Bank Statement	DECEMBER 2020 IMS FEE DT		141.95	428.09
15/04/2021	Bank Data Service	12/11/2021	michelle@pamilyaacco untants.com.au	Bank Statement	MARCH 2021 IMS FEE DT		145.64	573.73
							336.73	573.73
<b><u>Income Tax Payable/Refundable (85000)</u></b>								
<u>Income Tax Payable/Refundable (85000)</u>								
01/07/2020	Opening Balance				Opening Balance			(2,304.22)

ML & MD Super Fund

General Ledger - Audit View

For The Period 01 July 2020 - 30 June 2021

Transaction Date	Transaction Source	Processed Date	Last Modified By	Transaction Type	Description	Units	Amount \$	Balance \$
06/10/2020	Bank Data Service	18/11/2021	michelle@familyaaccosuntants.com.au	Bank Statement	CHEQUE WITHDRAWAL 000032 09		2,304.22	0.00
06/10/2020	Bank Data Service	18/11/2021	michelle@familyaaccosuntants.com.au	Bank Statement	CHEQUE WITHDRAWAL 000031 09		316.00	316.00
31/12/2020	michelle@familyaaccosuntants.com.au	18/11/2021		General Journal	bring in pAYG for Dec 20		1,750.00	2,066.00
31/03/2021	michelle@familyaaccosuntants.com.au	18/11/2021		General Journal	bring in PAYG payable for March		1,033.00	3,099.00
30/06/2021	michelle@familyaaccosuntants.com.au	18/11/2021		General Journal	bring in PAYG payable		1,033.00	4,132.00
30/06/2021	Michelle Gargar	18/11/2021		System Journal	Create Entries - Franking Credits Adjustment - 30/06/2021		1,036.49	5,168.49
30/06/2021	Michelle Gargar	18/11/2021		System Journal	Create Entries - Foreign Credits Adjustment - 30/06/2021		335.36	5,503.85
30/06/2021	Michelle Gargar	18/11/2021		System Journal	Create Entries - Income Tax Expense - 30/06/2021		(6,479.10)	(975.25)
							1,328.97	(975.25)

**PAYG Payable (86000)**

PAYG Payable (86000)

31/12/2020	michelle@familyaaccosuntants.com.au	18/11/2021		General Journal	bring in pAYG for Dec 20		(1,750.00)	(1,750.00)
31/03/2021	michelle@familyaaccosuntants.com.au	18/11/2021		General Journal	bring in PAYG payable for March		(1,033.00)	(2,783.00)
30/06/2021	michelle@familyaaccosuntants.com.au	18/11/2021		General Journal	bring in PAYG payable		(1,033.00)	(3,816.00)
							(3,816.00)	(3,816.00)

## ML & MD Super Fund

# Trial Balance

As at 30 June 2021

Last Year	Code	Account Name	Units	Debits	Credits
				\$	\$
	<b>23800</b>	<b>Distributions Received</b>			
(1,027.79)	23800/APN0008AU	APN AREIT Fund			1,147.32
(2,982.73)	23800/BNT0101AU	Hyperion Small Growth Companies Fund			2,332.72
(337.05)	23800/CSA0038AU11	Bentham Global Income Fund			596.36
(739.20)	23800/ETL0015AU	Pimco Aust Bond Fund - Wholesale			381.50
(1,040.84)	23800/ETL0018AU	Pimco Global Bond Fund - Wholesale			1,085.55
(2,581.03)	23800/FID0008AU2	Fidelity Aust Equities Fd			3,012.42
(2,355.39)	23800/FRT0009AU	Franklin Global Growth Fund-CI W			
(451.36)	23800/HOW0034AU	Greencape Wsale Broadcap Fund			3,273.94
	23800/HOW0098AU8	Ardea Real Outcome Fund			494.78
(2,573.42)	23800/MAQ0404AU	IFP Global Franchise			1,416.92
(2,408.13)	23800/MAQ0464AU1	Arrowstreet Glob Equity Fund			4,852.25
(822.08)	23800/MGE0002AU	Magellan Infrastructure Fd			856.84
(1,528.61)	23800/PLA0002AU	Platinum - International Fund			1,162.00
(2,267.94)	23800/PLA0004AU	Platinum - Asia Fund			4,922.13
(488.90)	23800/RFA0819AU3	Pendal Small Comps Fund			1,783.21
(483.84)	23800/WHT0015AU6	Resolution Cap Gbl Prop Sec Fund			476.79
	<b>24200</b>	<b>Contributions</b>			
(16,810.51)	24200/BUCMAR00001A	(Contributions) Buckler, Margaret Louise - Accumulation			20,353.08
(15,906.85)	24200/BUCMIC00001A	(Contributions) Buckler, Michael David - Accumulation			16,971.76
2,922.79	24700	Changes in Market Values of Investments			47,161.74
	<b>25000</b>	<b>Interest Received</b>			
(130.69)	25000/MBL961511748	Macquarie - Cash Management Account			50.84
3,372.25	30100	Accountancy Fees		1,760.00	
275.00	30200	Administration Costs		275.00	
259.00	30400	ATO Supervisory Levy		259.00	
495.00	30700	Auditor's Remuneration		495.00	
10.00	31500	Bank Charges			
	<b>37500</b>	<b>Investment Expenses</b>			

## ML & MD Super Fund

# Trial Balance

As at 30 June 2021

Last Year	Code	Account Name	Units	Debits \$	Credits \$
5,163.16	37500/00003	Investment Expenses		7,840.66	
	<b>39000</b>	<b>Life Insurance Premiums</b>			
1,864.82	39000/BUCMAR00001 A	(Life Insurance Premiums) Buckler, Margaret Louise - Accumulation		2,133.50	
4,136.86	39000/BUCMIC00001A	(Life Insurance Premiums) Buckler, Michael David - Accumulation		4,870.20	
4,134.22	48500	Income Tax Expense		5,107.25	
32,303.26	49000	Profit/Loss Allocation Account		89,591.54	
	<b>50010</b>	<b>Opening Balance</b>			
(161,013.09)	50010/BUCMAR00001 A	(Opening Balance) Buckler, Margaret Louise - Accumulation			177,343.78
(270,047.82)	50010/BUCMIC00001A	(Opening Balance) Buckler, Michael David - Accumulation			286,020.39
	<b>52420</b>	<b>Contributions</b>			
(16,810.51)	52420/BUCMAR00001 A	(Contributions) Buckler, Margaret Louise - Accumulation			20,353.08
(15,906.85)	52420/BUCMIC00001A	(Contributions) Buckler, Michael David - Accumulation			16,971.76
	<b>53100</b>	<b>Share of Profit/(Loss)</b>			
(4,213.40)	53100/BUCMAR00001 A	(Share of Profit/(Loss)) Buckler, Margaret Louise - Accumulation			25,668.60
(6,933.18)	53100/BUCMIC00001A	(Share of Profit/(Loss)) Buckler, Michael David - Accumulation			40,080.90
	<b>53330</b>	<b>Income Tax</b>			
306.82	53330/BUCMAR00001 A	(Income Tax) Buckler, Margaret Louise - Accumulation		433.81	
344.55	53330/BUCMIC00001A	(Income Tax) Buckler, Michael David - Accumulation		446.55	
	<b>53800</b>	<b>Contributions Tax</b>			
2,521.58	53800/BUCMAR00001 A	(Contributions Tax) Buckler, Margaret Louise - Accumulation		3,052.96	
2,386.05	53800/BUCMIC00001A	(Contributions Tax) Buckler, Michael David - Accumulation		2,545.78	
	<b>53920</b>	<b>Life Insurance Premiums</b>			
1,864.82	53920/BUCMAR00001 A	(Life Insurance Premiums) Buckler, Margaret Louise - Accumulation		2,133.50	
4,136.86	53920/BUCMIC00001A	(Life Insurance Premiums) Buckler, Michael David - Accumulation		4,870.20	
	<b>60400</b>	<b>Bank Accounts</b>			
46,150.45	60400/MBL961511748	Macquarie - Cash Managment Account		58,101.58	
	<b>61800</b>	<b>Distributions Receivable</b>			
95.61	61800/APN0008AU	APN AREIT Fund		95.61	

## ML & MD Super Fund

# Trial Balance

As at 30 June 2021

Last Year	Code	Account Name	Units	Debits \$	Credits \$
2,907.24	61800/BNT0101AU	Hyperion Small Growth Companies Fund		2,306.91	
70.10	61800/CSA0038AU11	Bentham Global Income Fund		107.87	
526.47	61800/ETL0015AU	Pimco Aust Bond Fund - Wholesale		12.61	
807.14	61800/ETL0018AU	Pimco Global Bond Fund - Wholesale		51.01	
1,858.94	61800/FID0008AU2	Fidelity Aust Equities Fd		2,468.89	
2,355.39	61800/FRT0009AU	Franklin Global Growth Fund-CI W			0.00
0.00	61800/HOW0034AU	Greencape Wsale Broadcap Fund		1,239.89	
2,573.42	61800/MAQ0404AU	IFP Global Franchise		1,416.92	
2,304.19	61800/MAQ0464AU1	Arrowstreet Glob Equity Fund		4,790.83	
474.28	61800/MGE0002AU	Magellan Infrastructure Fd		428.41	
1,528.61	61800/PLA0002AU	Platinum - International Fund		1,162.00	
2,267.94	61800/PLA0004AU	Platinum - Asia Fund		4,922.13	
0.00	61800/RFA0819AU3	Pendal Small Comps Fund		1,501.02	
216.31	61800/WHT0015AU6	Resolution Cap Gbl Prop Sec Fund		110.51	
	<b>74700</b>	<b>Managed Investments (Australian)</b>			
17,556.08	74700/APN0008AU	APN AREIT Fund	13,746.8300	21,104.13	
25,430.86	74700/BNT0101AU	Hyperion Small Growth Companies Fund	5,316.0385	28,859.18	
9,564.72	74700/CSA0038AU11	Bentham Global Income Fund	9,503.9000	9,977.19	
25,778.79	74700/ETL0015AU	Pimco Aust Bond Fund - Wholesale	25,189.3601	25,048.30	
30,409.09	74700/ETL0018AU	Pimco Global Bond Fund - Wholesale	39,641.8671	39,578.44	
37,814.92	74700/FID0008AU2	Fidelity Aust Equities Fd	1,777.1300	69,364.05	
39,085.72	74700/FRT0009AU	Franklin Global Growth Fund-CI W	19,643.0400	47,565.62	
38,002.53	74700/HOW0034AU	Greencape Wsale Broadcap Fund	28,334.7340	50,730.51	
	74700/HOW0098AU8	Ardea Real Outcome Fund	10,182.2625	9,639.55	
24,176.86	74700/MAQ0404AU	IFP Global Franchise	10,140.4500	24,728.50	
24,964.11	74700/MAQ0464AU1	Arrowstreet Glob Equity Fund	22,431.5800	26,128.30	
20,249.86	74700/MGE0002AU	Magellan Infrastructure Fd	15,809.0848	20,452.21	
33,424.40	74700/PLA0002AU	Platinum - International Fund	18,138.8200	39,094.60	
25,849.93	74700/PLA0004AU	Platinum - Asia Fund	9,129.0900	24,852.12	

**ML & MD Super Fund****Trial Balance**

As at 30 June 2021

<b>Last Year</b>	<b>Code</b>	<b>Account Name</b>	<b>Units</b>	<b>Debits</b>	<b>Credits</b>
				<b>\$</b>	<b>\$</b>
25,573.89	74700/RFA0819AU3	Pendal Small Comps Fund	5,643.8600	13,199.30	
23,413.54	74700/WHT0015AU6	Resolution Cap Glbl Prop Sec Fund	15,152.4335	28,135.04	
237.00	84000	GST Payable/Refundable		573.73	
(2,304.22)	85000	Income Tax Payable/Refundable			975.25
0.00	86000	PAYG Payable			3,816.00
				<b>683,561.91</b>	<b>683,561.91</b>

**Current Year Profit/(Loss): 94,698.79**