

# Seaton SF

## Reports Index

---

Statement of Financial Position

Operating Statement

Notes to the Financial Statements

Trustees Declaration

Compilation Report

Members Statement

Trustee Minute / Resolution

Statement of Taxable Income

Investment Summary

Investment Income

Realised Capital Gains

SMSF Annual Return

Capital Gains Schedule

Losses Schedule

General Ledger - Audit View

Trial Balance

---

## Seaton SF

## Statement of Financial Position

As at 30 June 2021

|  | Note | 2021<br>\$          | 2020<br>\$          |
|--|------|---------------------|---------------------|
| <b>Assets</b>  |      |                     |                     |
| <b>Investments</b>   |      |                     |                     |
| Managed Investments (Australian)   | 2    | 2,768,122.39        | 2,278,123.59        |
| <b>Total Investments</b>   |      | <u>2,768,122.39</u> | <u>2,278,123.59</u> |
| <b>Other Assets</b>  |      |                     |                     |
| Distributions Receivable   |      | 114,258.42          | 69,079.86           |
| Cash at Bank   |      | 228,844.86          | 125,797.76          |
| GST Refundable   |      | 594.81              | 0.00                |
| Income Tax Refundable  |      | 1,982.10            | 4,579.74            |
| <b>Total Other Assets</b>  |      | <u>345,680.19</u>   | <u>199,457.36</u>   |
| <b>Total Assets</b>  |      | <u>3,113,802.58</u> | <u>2,477,580.95</u> |
| <b>Net assets available to pay benefits</b>                                |      | <u>3,113,802.58</u> | <u>2,477,580.95</u> |
| Represented by:  |      |                     |                     |
| <b>Liability for accrued benefits allocated to members' accounts</b>       | 4, 5 |                     |                     |
| Seaton, Graeme Robert - Pension (Pension)                                  |      | 899,824.09          | 805,274.82          |
| Seaton, Graeme Robert - Pension (Account Based Pension 2)                  |      | 445,637.48          | 400,829.26          |
| Seaton, Judith Anne - Pension (Pension)                                    |      | 917,089.09          | 817,995.73          |
| Seaton, Judith Anne - Accumulation   |      | 397,704.97          | 43,767.67           |
| Seaton, Judith Anne - Pension (Account Based Pension 2)                    |      | 453,546.95          | 409,713.47          |
| <b>Total Liability for accrued benefits allocated to members' accounts</b> |      | <u>3,113,802.58</u> | <u>2,477,580.95</u> |

The accompanying notes form part of these financial statements.

**Seaton SF****Operating Statement**

For the year ended 30 June 2021

|   | <b>Note</b> | <b>2021</b>       | <b>2020</b>         |
|---|-------------|-------------------|---------------------|
|   |             | <b>\$</b>         | <b>\$</b>           |
| <b>Income</b>   |             |                   |                     |
| <b>Investment Income</b>  |             |                   |                     |
| Trust Distributions   | 7           | 156,758.70        | 100,591.90          |
| Interest Received   |             | 208.63            | 684.99              |
| <b>Investment Gains</b>   |             |                   |                     |
| Changes in Market Values  | 8           | 279,500.10        | (136,616.86)        |
| <b>Contribution Income</b>  |             |                   |                     |
| Personal Concessional   |             | 25,000.00         | 25,000.00           |
| Personal Non Concessional   |             | 300,000.00        | 0.00                |
| <b>Total Income</b>   |             | <u>761,467.43</u> | <u>(10,339.97)</u>  |
| <b>Expenses</b>   |             |                   |                     |
| Accountancy Fees  |             | 4,070.00          | 6,508.75            |
| Administration Costs  |             | 275.00            | 275.00              |
| ATO Supervisory Levy  |             | 259.00            | 259.00              |
| Auditor's Remuneration  |             | 495.00            | 495.00              |
| Bank Charges  |             | 0.00              | 10.00               |
| Investment Expenses   |             | 8,128.90          | 9,541.54            |
| Interest Paid   |             | 0.00              | 288.26              |
|   |             | <u>13,227.90</u>  | <u>17,377.55</u>    |
| <b>Member Payments</b>  |             |                   |                     |
| Pensions Paid   |             | 114,000.00        | 114,000.00          |
| <b>Total Expenses</b>   |             | <u>127,227.90</u> | <u>131,377.55</u>   |
| <b>Benefits accrued as a result of operations before income tax</b> |             | <u>634,239.53</u> | <u>(141,717.52)</u> |
| Income Tax Expense  | 9           | (1,982.10)        | (4,579.74)          |
| <b>Benefits accrued as a result of operations</b>                   |             | <u>636,221.63</u> | <u>(137,137.78)</u> |

The accompanying notes form part of these financial statements.

# Notes to the Financial Statements

For the year ended 30 June 2021

---

## Note 1: Summary of Significant Accounting Policies

The trustees have prepared the financial statements on the basis that the superannuation fund is a non-reporting entity because there are no users dependent on general purpose financial statements. The financial statements are therefore special purpose financial statements that have been prepared in order to meet the requirements of the Superannuation Industry (Supervision) Act 1993 and accompanying Regulations, the trust deed of the fund and the needs of members.

The financial statements have also been prepared on a cash basis and are based on historical costs, except for investments, which have been measured at market values.

The following significant accounting policies, which are consistent with the policies applied in the previous period unless otherwise stated, have been adopted in the preparation of the financial statements.

The financial statements were authorised for issue by the Director(s).

### a. Measurement of Investments

The fund initially recognises:

- (i) an investment when it controls the future economic benefits expected to flow from the asset. For financial assets, the trade date is considered to be the date on which control of the future economic benefits attributable to the asset passes to the fund; and
- (ii) a financial liability on the date it becomes a party to the contractual provisions of the instrument.

Investments of the fund have been measured at their market values, which refers to the amount that a willing buyer could reasonably be expected to pay to acquire the asset from a willing seller if the following assumptions were made:

- that the buyer and the seller deal with each other at arm's length in relation to the sale;
- that the sale occurred after proper marketing of the asset; and
- that the buyer and the seller acted knowledgeably and prudentially in relation to the sale.

Market values have been determined as follows:

- (i) shares and other securities listed on the Australian Securities Exchange by reference to the relevant market quotations at the end of the reporting period;
- (ii) units in managed funds by reference to the unit redemption price at the end of the reporting period;
- (iii) fixed-interest securities by reference to the redemption price at the end of the reporting period;
- (iv) unlisted investments are stated at trustees' assessment based on estimated market value at balance date or where necessary, an external valuer's opinion; and
- (v) investment properties at the trustees' assessment of the market value or where necessary a qualified independent valuer's opinion at the end of reporting period.

Financial liabilities, such as trade creditors and other payables, are measured at the gross value of the outstanding balance at the end of the reporting period. The trustees have determined that the gross values of the fund's financial liabilities are equivalent to their market values. Any remeasurement changes in the gross values of non-current financial liabilities (including liabilities for members' accrued benefits) are recognised in the operating statement in the periods in which they occur.

### b. Cash and Cash Equivalents

Cash and cash equivalents include cash on hand and at call, deposits with banks and short-term, highly liquid investments that are readily convertible to cash and subject to an insignificant risk of change in value.

### c. Revenue

Revenue is recognised at the fair value of the consideration received or receivable.

#### Interest revenue

Interest revenue is recognised in respect of fixed-interest securities, and cash and cash equivalent balances. Interest revenue is recognised upon receipt.

# Notes to the Financial Statements

For the year ended 30 June 2021

## Dividend revenue

Dividend revenue is recognised when the dividend has been paid or, in the case of dividend reinvestment schemes, when the dividend is credited to the benefit of the fund.

## Rental revenue

Rental revenue arising from operating leases on investment properties is recognised upon receipt.

## Distribution revenue

Distributions from unit trusts and managed funds are recognised as at the date the unit value is quoted ex-distribution and if not received at the end of the reporting period, are reflected in the statement of financial position as a receivable at market value.

## Remeasurement changes in market values

Remeasurement changes in the market values of assets are recognised as income and are determined as the difference between the market value at year-end or consideration received (if sold during the year) and the market value as at the prior year-end or cost (if the investment was acquired during the period).

## d. Liability for Accrued Benefits

The liability for accrued benefits represents the fund's present obligation to pay benefits to members and beneficiaries and has been calculated as the difference between the carrying amount of the assets and the carrying amount of the other payables and income tax liabilities as at the end of the reporting period.

## e. Goods and Services Tax (GST)

Revenues, expenses and assets are recognised net of the amount of GST, except where the amount of GST incurred is not recoverable from the Australian Taxation Office (ATO).

The net amount of GST recoverable from, or payable to, the ATO is included with other receivables or other payables in the statement of financial position.

## f. Critical Accounting Estimates and Judgements

The preparation of financial statements requires the trustees to make judgements, estimates and assumptions that affect the application of accounting policies and the reported amounts of assets and liabilities, income and expenses. Actual results may differ from these estimates.

Estimates and underlying assumptions are reviewed on an ongoing basis. Revisions to accounting estimates are recognised in the period in which the estimate is revised and in any future period affected.

## Note 2: Managed Investments (Australian)

|  | 2021<br>\$ | 2020<br>\$ |
|--|------------|------------|
| APN AREIT Fund                                       | 77,747.76  | 64,676.70  |
| Pendal Wholesale Property Securities                 | 79,338.97  | 71,850.80  |
| Bentham Ws Global Income Fund                        | 96,762.00  | 92,761.74  |
| SGH Ice  | 150,992.79 | 117,496.61 |
| Fidelity Global Emerging Markets Fund (managed Fund) | 111,538.74 | 0.00       |
| Fidelity Aust Equities Fund                          | 171,116.83 | 143,100.43 |

**Seaton SF****Notes to the Financial Statements**

For the year ended 30 June 2021

|  |              |              |
|--|--------------|--------------|
| Franklin Global Growth Fund-CI W       | 194,502.56   | 105,900.50   |
| Franklin Templeton Multisec Bnd Fd W   | 81,511.42    | 81,669.59    |
| Greencape Wsale Broadcap Fund          | 178,447.46   | 150,639.80   |
| Ardea Real Outcome Fund                | 73,064.05    | 50,941.95    |
| Investors Mutual Australian Share Fund | 155,536.57   | 142,435.14   |
| Janus Henderson Aust Fixed Interest    | 126,538.70   | 78,417.66    |
| Henderson Tactical Income Trust        | 50,060.81    | 52,179.86    |
| Lazard Emerging Markets Equity Fund    | 0.00         | 58,025.62    |
| IFP Global Franchise                   | 181,754.81   | 92,424.16    |
| Walter Scott Global Equity Fund        | 0.00         | 111,506.91   |
| Arrowstreet Global Equity Fund         | 91,497.14    | 87,420.30    |
| Magellan Global Fund                   | 168,405.40   | 90,306.08    |
| Magellan Infrastructure Fd             | 119,632.59   | 118,448.94   |
| Platinum - International Fund          | 0.00         | 96,354.75    |
| Platinum - Japan Fund                  | 76,341.27    | 65,677.90    |
| Platinum - Asia Fund                   | 49,073.43    | 51,043.72    |
| Pendal Wsale Smaller Companies Fund    | 158,739.73   | 140,243.74   |
| Schroder Wholesale Aust Equity Fund    | 123,705.38   | 100,950.75   |
| Legg Msn Brandywine Gbl Incm OptFd     | 104,803.62   | 29,671.68    |
| Resolution Cap Gbl Prop Sec Fund       | 147,010.36   | 83,978.26    |
|  | 2,768,122.39 | 2,278,123.59 |

**Note 4: Liability for Accrued Benefits**

|   | 2021<br>\$   | 2020<br>\$   |
|---|--------------|--------------|
| Liability for accrued benefits at beginning of year | 2,477,580.95 | 2,614,718.73 |
| Benefits accrued as a result of operations          | 636,221.63   | (137,137.78) |
| Current year member movements                       | 0.00         | 0.00         |
| Liability for accrued benefits at end of year       | 3,113,802.58 | 2,477,580.95 |

**Note 5: Vested Benefits**

**Seaton SF**

**Notes to the Financial Statements**

For the year ended 30 June 2021

---

Vested benefits are benefits which are not conditional upon continued membership of the fund (or any factor other than resignation from the plan) and include benefits which members were entitled to receive had they terminated their fund membership as at the end of the reporting period.

|                 | <b>2021</b>         | <b>2020</b>         |
|-----------------|---------------------|---------------------|
|                 | <b>\$</b>           | <b>\$</b>           |
| Vested Benefits | <u>3,113,802.58</u> | <u>2,477,580.95</u> |

**Note 6: Guaranteed Benefits**

No guarantees have been made in respect of any part of the liability for accrued benefits.

# Notes to the Financial Statements

For the year ended 30 June 2021

## Note 7: Trust Distributions

|  | 2021<br>\$ | 2020<br>\$ |
|--|------------|------------|
| Bentham Ws Global Income Fund                        | 5,783.79   | 3,832.58   |
| Resolution Cap Gbl Prop Sec Fund                     | 2,491.34   | 1,735.42   |
| Investors Mutual Australian Share Fund               | 8,385.14   | 9,948.58   |
| Platinum - Japan Fund                                | 1,398.58   | 0.00       |
| Fidelity Aust Equities Fund                          | 7,431.45   | 9,767.17   |
| Magellan Infrastructure Fd                           | 5,012.06   | 4,808.60   |
| Greencape Wsale Broadcap Fund                        | 11,516.30  | 1,789.18   |
| Magellan Global Fund                                 | 4,875.40   | 3,614.18   |
| SGH Ice  | 13,946.91  | 1,065.03   |
| Janus Henderson Aust Fixed Interest                  | 5,007.12   | 4,197.97   |
| Pendal Wsale Smaller Companies Fund                  | 21,445.66  | 2,681.07   |
| Ardea Real Outcome Fund                              | 2,884.28   | 2,281.65   |
| Platinum - Asia Fund                                 | 9,719.33   | 4,478.33   |
| APN AREIT Fund                                       | 4,226.64   | 5,445.00   |
| Pendal Wholesale Property Securities                 | 12,351.98  | 5,189.22   |
| Schroder Wholesale Aust Equity Fund                  | 2,818.16   | 3,408.43   |
| Arrowstreet Global Equity Fund                       | 16,991.83  | 8,432.93   |
| Fidelity Global Emerging Markets Fund (managed Fund) | 175.52     | 0.00       |
| Henderson Tactical Income Trust                      | 1,976.51   | 1,648.98   |
| Legg Msn Brandywine Gbl Incm OptFd                   | 7,910.59   | 1,445.94   |
| IFP Global Franchise                                 | 10,410.11  | 9,837.77   |
| Franklin Global Growth Fund-CI W                     | 0.00       | 6,381.80   |
| Walter Scott Global Equity Fund                      | 0.00       | 1,484.03   |
| Lazard Emerging Markets Equity Fund                  | 0.00       | 2,630.10   |
| Platinum - International Fund                        | 0.00       | 4,406.63   |
| Franklin Templeton Multisec Bnd Fd W                 | 0.00       | 81.31      |
|  | 156,758.70 | 100,591.90 |

## Note 8: Changes in Market Values Unrealised Movements in Market Value

|   | 2021<br>\$ | 2020<br>\$  |
|---|------------|-------------|
| <b>Managed Investments (Australian)</b> |            |             |
| APN AREIT Fund                          | 13,071.06  | (30,250.99) |
| Ardea Real Outcome Fund                 | (2,877.90) | 941.95      |
| Arrowstreet Global Equity Fund          | 4,076.84   | 2,364.41    |



**Seaton SF****Notes to the Financial Statements**

For the year ended 30 June 2021

|  |             |              |
|--|-------------|--------------|
| Bentham Ws Global Income Fund                        | 4,000.26    | (3,926.52)   |
| Fidelity Aust Equities Fund                          | 28,016.40   | (12,027.26)  |
| Fidelity Global Emerging Markets Fund (managed Fund) | 11,538.74   | 0.00         |
| Franklin Global Growth Fund-CI W                     | 28,602.06   | 16,179.39    |
| Franklin Templeton Multisec Bnd Fd W                 | (158.17)    | (17,038.67)  |
| Greencape Wsale Broadcap Fund                        | 27,807.66   | 1,741.54     |
| Henderson Tactical Income Trust                      | (2,119.05)  | 803.16       |
| IFP Global Franchise                                 | 9,330.65    | 6,090.03     |
| Investors Mutual Australian Share Fund               | 13,101.43   | (22,450.54)  |
| Janus Henderson Aust Fixed Interest                  | (1,878.96)  | (3,620.98)   |
| Lazard Emerging Markets Equity Fund                  | 16,974.38   | (12,641.27)  |
| Legg Msn Brandywine Gbl Incm OptFd                   | 131.94      | (5,328.32)   |
| Magellan Global Fund                                 | 8,099.32    | 3,221.78     |
| Magellan Infrastructure Fd                           | 1,183.65    | (16,581.55)  |
| Pendal Wholesale Property Securities                 | 7,488.17    | (18,691.31)  |
| Pendal Wsale Smaller Companies Fund                  | 18,495.99   | (15,869.22)  |
| Platinum - Asia Fund                                 | (1,970.29)  | 6,541.80     |
| Platinum - International Fund                        | 8,645.25    | (4,115.22)   |
| Platinum - Japan Fund                                | 10,663.37   | (3,056.46)   |
| Resolution Cap Gbl Prop Sec Fund                     | 23,032.10   | (16,021.74)  |
| SGH Ice  | 33,496.18   | (1,686.91)   |
| Schroder Wholesale Aust Equity Fund                  | 22,754.63   | (14,169.42)  |
| UBS Clarion Global Property Secs Fund                | 0.00        | (8,078.57)   |
| Walter Scott Global Equity Fund                      | (41,506.91) | 5,232.33     |
|  | 239,998.80  | (162,438.56) |
| <b>Total Unrealised Movement</b>                     | 239,998.80  | (162,438.56) |
| <b>Realised Movements in Market Value</b>            |             |              |
|  | <b>2021</b> | <b>2020</b>  |
|  | <b>\$</b>   | <b>\$</b>    |
| <b>Managed Investments (Australian)</b>              |             |              |
| APN AREIT Fund                                       | 0.00        | 6,688.26     |
| Greencape Wsale Broadcap Fund                        | 0.00        | 988.74       |

**Seaton SF****Notes to the Financial Statements**

For the year ended 30 June 2021

|                                       |                   |                     |
|---------------------------------------|-------------------|---------------------|
| Henderson Tactical Income Trust       | 0.00              | 438.92              |
| Lazard Emerging Markets Equity Fund   | (11,739.29)       | 0.00                |
| Magellan Infrastructure Fd            | 0.00              | 3,551.21            |
| Pendal Wholesale Property Securities  | 0.00              | 2,726.10            |
| Platinum - International Fund         | 364.31            | 0.00                |
| UBS Clarion Global Property Secs Fund | 0.00              | 11,428.47           |
| Walter Scott Global Equity Fund       | 50,876.28         | 0.00                |
|                                       | <u>39,501.30</u>  | <u>25,821.71</u>    |
| <b>Total Realised Movement</b>        | <u>39,501.30</u>  | <u>25,821.71</u>    |
| <b>Total Market Movement</b>          | <u>279,500.10</u> | <u>(136,616.85)</u> |

**Note 9: Income Tax Expense**

|  | <b>2021</b>       | <b>2020</b>       |
|--|-------------------|-------------------|
|  | <b>\$</b>         | <b>\$</b>         |
| The components of tax expense comprise |                   |                   |
| Current Tax                            | (1,982.10)        | (4,579.74)        |
| Income Tax Expense                     | <u>(1,982.10)</u> | <u>(4,579.74)</u> |

The prima facie tax on benefits accrued before income tax is reconciled to the income tax as follows:

|  |           |             |
|--|-----------|-------------|
| Prima facie tax payable on benefits accrued before income tax at 15% | 95,135.93 | (21,257.63) |
| Less:  |           |             |
| Tax effect of:   |           |             |
| Non Taxable Contributions  | 45,000.00 | 0.00        |
| Increase in MV of Investments  | 35,999.82 | 0.00        |
| Exempt Pension Income  | 21,978.90 | 16,510.65   |
| Realised Accounting Capital Gains                                    | 5,925.20  | 3,873.26    |
| Accounting Trust Distributions                                       | 23,513.81 | 15,088.79   |
| Add:   |           |             |
| Tax effect of:   |           |             |
| Decrease in MV of Investments  | 0.00      | 24,365.78   |
| Pension non deductible expenses                                      | 1,343.10  | 2,328.90    |
| Pension Payments   | 17,100.00 | 17,100.00   |

**Seaton SF****Notes to the Financial Statements**

For the year ended 30 June 2021

---

|                                      |            |            |
|--------------------------------------|------------|------------|
| Franking Credits                     | 1,020.47   | 1,236.39   |
| Foreign Credits                      | 293.46     | 298.82     |
| Net Capital Gains                    | 15,211.20  | 9,250.50   |
| Taxable Trust Distributions          | 3,719.15   | 3,622.31   |
| Distributed Foreign Income           | 3,575.45   | 2,216.47   |
| Rounding                             | 0.32       | 0.41       |
|                                      | <hr/>      | <hr/>      |
| Income Tax on Taxable Income or Loss | 4,981.35   | 3,689.25   |
| Less credits:                        |            |            |
| Franking Credits                     | 6,803.15   | 8,242.61   |
| Foreign Credits                      | 160.30     | 26.38      |
|                                      | <hr/>      | <hr/>      |
| Current Tax or Refund                | (1,982.10) | (4,579.74) |

---

**Seaton SF**  
**G & J Seaton Pty Ltd ACN: 167850786**  
**Trustees Declaration**

---

The directors of the trustee company have determined that the fund is not a reporting entity and that the special purpose financial statements should be prepared in accordance with the accounting policies described in Note 1 to the financial statements.

In the opinion of the directors of the trustee company:

- (i) the financial statements and notes to the financial statements for the year ended 30 June 2021 present fairly, in all material respects, the financial position of the superannuation fund at 30 June 2021 and the results of its operations for the year then ended in accordance with the accounting policies described in Note 1 to the financial statements;
- (ii) the financial statements and notes to the financial statements have been prepared in accordance with the requirements of the trust deed; and
- (iii) the operation of the superannuation fund has been carried out in accordance with its trust deed and in compliance with the requirements of the Superannuation Industry (Supervision) Act 1993 and associated Regulations during the year ended 30 June 2021.

Signed in accordance with a resolution of the directors of the trustee company by:

.....  
Graeme Robert Seaton  
G & J Seaton Pty Ltd  
Director

.....  
Judith Anne Seaton  
G & J Seaton Pty Ltd  
Director

Dated this ..... day of .....2021

**Seaton SF**

# **Compilation Report**

---

We have compiled the accompanying special purpose financial statements of the Seaton SF which comprise the statement of financial position as at 30/06/2021 the operating statement for the year then ended, a summary of significant accounting policies and other explanatory notes. The specific purpose for which the special purpose financial statements have been prepared is set out in Note 1 to the financial statements.

## **The Responsibility of the Trustee**

The Trustee of Seaton SF are solely responsible for the information contained in the special purpose financial statements, the reliability, accuracy and completeness of the information and for the determination that the financial reporting framework used is appropriate to meet their needs and for the purpose that the financial statements were prepared.

## **Our Responsibility**

On the basis of information provided by the Trustee, we have compiled the accompanying special purpose financial statements in accordance with the financial reporting framework as described in Note 1 to the financial statements and APES 315: Compilation of Financial Information.

We have applied our expertise in accounting and financial reporting to compile these financial statements in accordance with the financial reporting framework described in Note 1 to the financial statements. We have complied with the relevant ethical requirements of APES 110: Code of Ethics for Professional Accountants.

## **Assurance Disclaimer**

Since a compilation engagement is not an assurance engagement, we are not required to verify the reliability, accuracy or completeness of the information provided to us by management to compile these financial statements. Accordingly, we do not express an audit opinion or a review conclusion on these financial statements.

The special purpose financial statements were compiled exclusively for the benefit of the directors of the trustee company who are responsible for the reliability, accuracy and completeness of the information used to compile them. We do not accept responsibility for the contents of the special purpose financial statements.

Michelle Gargar

of

Superannuation Professionals Pty Ltd Suite 2A, Ground Floor Suite 2A, Ground Floor, 140 Bundall Road, Bundall, Queensland 4217

Signed:

Dated: 30/09/2021

# Seaton SF

## Members Statement

Graeme Robert Seaton  
 36 Long Street West  
 Graceville, Queensland, 4075, Australia

### Your Details

Date of Birth : Provided  
 Age: 68  
 Tax File Number: Provided  
 Date Joined Fund: 05/04/2014  
 Service Period Start Date: 05/04/2014  
 Date Left Fund:  
 Member Code: SEAGRA00001P  
 Account Start Date: 01/08/2014  
 Account Phase: Retirement Phase  
 Account Description: Pension

Nominated Beneficiaries N/A  
 Vested Benefits 899,824.09  
 Total Death Benefit 899,824.09  
 Current Salary 0.00  
 Previous Salary 0.00  
 Disability Benefit 0.00

### Your Balance

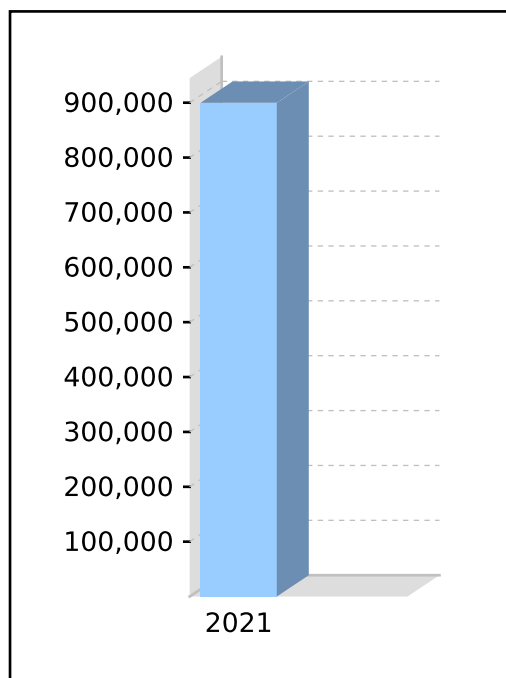
Total Benefits 899,824.09

#### Preservation Components

Preserved 663,089.79  
 Unrestricted Non Preserved 236,734.30  
 Restricted Non Preserved

#### Tax Components

Tax Free (97.20%) 874,612.50  
 Taxable 25,211.59



### Your Detailed Account Summary

|  | This Year  |
|--|------------|
| Opening balance at 01/07/2020                        | 805,274.82 |
| <u>Increases to Member account during the period</u> |            |
| Employer Contributions                               |            |
| Personal Contributions (Concessional)                |            |
| Personal Contributions (Non Concessional)            |            |
| Government Co-Contributions                          |            |
| Other Contributions                                  |            |
| Proceeds of Insurance Policies                       |            |
| Transfers In   |            |
| Net Earnings   | 130,560.96 |
| Internal Transfer In                                 |            |
| <u>Decreases to Member account during the period</u> |            |
| Pensions Paid  | 36,011.69  |
| Contributions Tax                                    |            |
| Income Tax   |            |
| No TFN Excess Contributions Tax                      |            |
| Excess Contributions Tax                             |            |
| Refund Excess Contributions                          |            |
| Division 293 Tax                                     |            |
| Insurance Policy Premiums Paid                       |            |
| Management Fees                                      |            |
| Member Expenses                                      |            |
| Benefits Paid/Transfers Out                          |            |
| Superannuation Surcharge Tax                         |            |
| Internal Transfer Out                                |            |
| Closing balance at 30/06/2021                        | 899,824.09 |

# Seaton SF

## Members Statement

Graeme Robert Seaton  
 36 Long Street West  
 Graceville, Queensland, 4075, Australia

### Your Details

Date of Birth : Provided  
 Age: 68  
 Tax File Number: Provided  
 Date Joined Fund: 05/04/2014  
 Service Period Start Date:  
 Date Left Fund:  
 Member Code: SEAGRA00002A  
 Account Start Date 05/04/2014  
 Account Phase: Accumulation Phase  
 Account Description: Accumulation

Nominated Beneficiaries N/A  
 Vested Benefits  
 Total Death Benefit 0.00  
 Current Salary 0.00  
 Previous Salary 0.00  
 Disability Benefit 0.00

### Your Balance


#### Total Benefits

##### Preservation Components

Preserved 39.18  
 Unrestricted Non Preserved (39.18)  
 Restricted Non Preserved

##### Tax Components

Tax Free  
 Taxable



### Your Detailed Account Summary

This Year

Opening balance at 01/07/2020

#### Increases to Member account during the period

Employer Contributions  
 Personal Contributions (Concessional)  
 Personal Contributions (Non Concessional)  
 Government Co-Contributions  
 Other Contributions  
 Proceeds of Insurance Policies  
 Transfers In  
 Net Earnings  
 Internal Transfer In

#### Decreases to Member account during the period

Pensions Paid  
 Contributions Tax  
 Income Tax  
 No TFN Excess Contributions Tax  
 Excess Contributions Tax  
 Refund Excess Contributions  
 Division 293 Tax  
 Insurance Policy Premiums Paid  
 Management Fees  
 Member Expenses  
 Benefits Paid/Transfers Out  
 Superannuation Surcharge Tax  
 Internal Transfer Out

Closing balance at 30/06/2021 0.00

# Seaton SF

## Members Statement

Graeme Robert Seaton  
 36 Long Street West  
 Graceville, Queensland, 4075, Australia

### Your Details

Date of Birth : Provided  
 Age: 68  
 Tax File Number: Provided  
 Date Joined Fund: 05/04/2014  
 Service Period Start Date:  
 Date Left Fund:  
 Member Code: SEAGRA00003P  
 Account Start Date: 01/11/2017  
 Account Phase: Retirement Phase  
 Account Description: Account Based Pension 2

Nominated Beneficiaries: Judith Anne Seaton  
 Vested Benefits: 445,637.48  
 Total Death Benefit: 445,637.48  
 Current Salary: 0.00  
 Previous Salary: 0.00  
 Disability Benefit: 0.00

### Your Balance

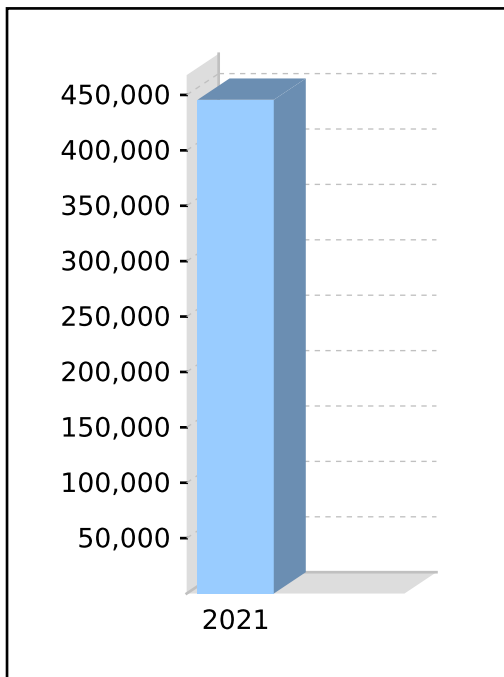
Total Benefits 445,637.48

#### Preservation Components

Preserved 94,449.84  
 Unrestricted Non Preserved 351,187.64  
 Restricted Non Preserved

#### Tax Components

Tax Free (71.56%) 318,903.49  
 Taxable 126,733.99



### Your Detailed Account Summary

|  | This Year  |
|--|------------|
| Opening balance at 01/07/2020                        | 400,829.26 |
| <u>Increases to Member account during the period</u> |            |
| Employer Contributions                               |            |
| Personal Contributions (Concessional)                |            |
| Personal Contributions (Non Concessional)            |            |
| Government Co-Contributions                          |            |
| Other Contributions                                  |            |
| Proceeds of Insurance Policies                       |            |
| Transfers In   |            |
| Net Earnings   | 65,796.53  |
| Internal Transfer In                                 |            |
| <u>Decreases to Member account during the period</u> |            |
| Pensions Paid  | 20,988.31  |
| Contributions Tax                                    |            |
| Income Tax   |            |
| No TFN Excess Contributions Tax                      |            |
| Excess Contributions Tax                             |            |
| Refund Excess Contributions                          |            |
| Division 293 Tax                                     |            |
| Insurance Policy Premiums Paid                       |            |
| Management Fees                                      |            |
| Member Expenses                                      |            |
| Benefits Paid/Transfers Out                          |            |
| Superannuation Surcharge Tax                         |            |
| Internal Transfer Out                                |            |
| Closing balance at 30/06/2021                        | 445,637.48 |



# Seaton SF

## Members Statement

Judith Anne Seaton  
 36 Long Street West  
 Graceville, Queensland, 4075, Australia

### Your Details

Date of Birth : Provided  
 Age: 64  
 Tax File Number: Provided  
 Date Joined Fund: 05/04/2014  
 Service Period Start Date: 05/04/2014  
 Date Left Fund:  
 Member Code: SEAJUD00001P  
 Account Start Date: 01/08/2014  
 Account Phase: Retirement Phase  
 Account Description: Pension

Nominated Beneficiaries N/A  
 Vested Benefits 917,089.09  
 Total Death Benefit 917,089.09  
 Current Salary 0.00  
 Previous Salary 0.00  
 Disability Benefit 0.00

### Your Balance

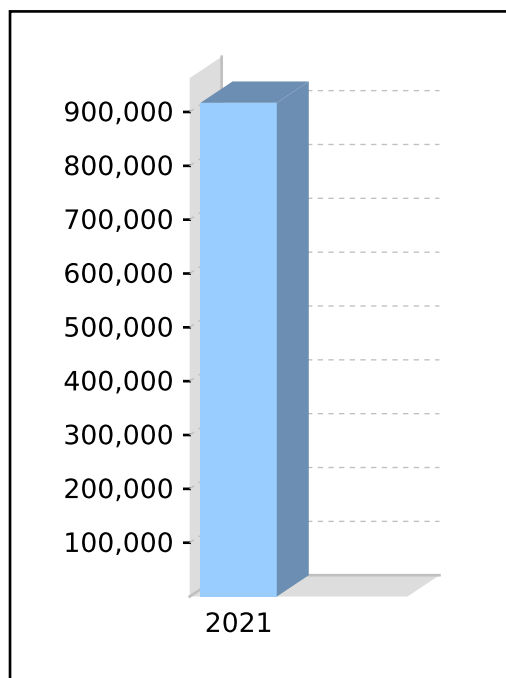
Total Benefits 917,089.09

#### Preservation Components

Preserved 662,751.26  
 Unrestricted Non Preserved 254,337.83  
 Restricted Non Preserved

#### Tax Components

Tax Free (97.14%) 890,894.60  
 Taxable 26,194.49



### Your Detailed Account Summary

|  | This Year  |
|--|------------|
| Opening balance at 01/07/2020                        | 817,995.73 |
| <u>Increases to Member account during the period</u> |            |
| Employer Contributions                               |            |
| Personal Contributions (Concessional)                |            |
| Personal Contributions (Non Concessional)            |            |
| Government Co-Contributions                          |            |
| Other Contributions                                  |            |
| Proceeds of Insurance Policies                       |            |
| Transfers In   |            |
| Net Earnings   | 132,754.17 |
| Internal Transfer In                                 |            |
| <u>Decreases to Member account during the period</u> |            |
| Pensions Paid  | 33,660.81  |
| Contributions Tax                                    |            |
| Income Tax   |            |
| No TFN Excess Contributions Tax                      |            |
| Excess Contributions Tax                             |            |
| Refund Excess Contributions                          |            |
| Division 293 Tax                                     |            |
| Insurance Policy Premiums Paid                       |            |
| Management Fees                                      |            |
| Member Expenses                                      |            |
| Benefits Paid/Transfers Out                          |            |
| Superannuation Surcharge Tax                         |            |
| Internal Transfer Out                                |            |
| Closing balance at 30/06/2021                        | 917,089.09 |

# Seaton SF

## Members Statement

Judith Anne Seaton  
 36 Long Street West  
 Graceville, Queensland, 4075, Australia

### Your Details

Date of Birth : Provided  
 Age: 64  
 Tax File Number: Provided  
 Date Joined Fund: 05/04/2014  
 Service Period Start Date:  
 Date Left Fund:  
 Member Code: SEAJUD00002A  
 Account Start Date: 05/04/2014  
 Account Phase: Accumulation Phase  
 Account Description: Accumulation

Nominated Beneficiaries N/A  
 Vested Benefits 397,704.97  
 Total Death Benefit 397,704.97  
 Current Salary 0.00  
 Previous Salary 0.00  
 Disability Benefit 0.00

### Your Balance

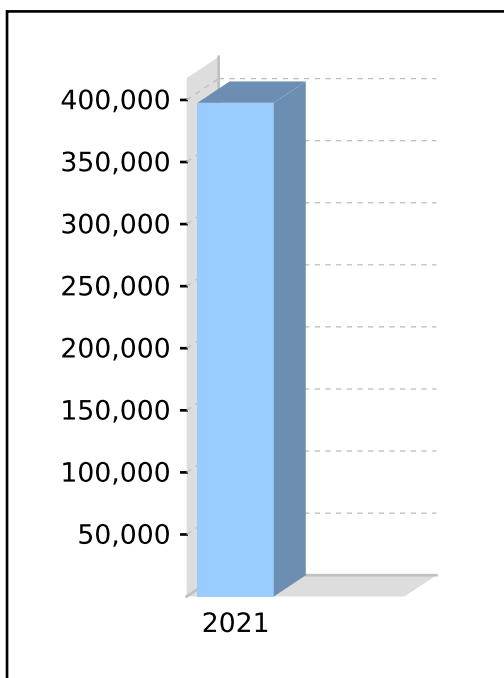
Total Benefits 397,704.97

#### Preservation Components

Preserved 397,704.97  
 Unrestricted Non Preserved  
 Restricted Non Preserved

#### Tax Components

Tax Free 300,000.00  
 Taxable 97,704.97



### Your Detailed Account Summary

|  | This Year  |
|--|------------|
| Opening balance at 01/07/2020                        | 43,767.67  |
| <u>Increases to Member account during the period</u> |            |
| Employer Contributions                               |            |
| Personal Contributions (Concessional)                | 25,000.00  |
| Personal Contributions (Non Concessional)            | 300,000.00 |
| Government Co-Contributions                          |            |
| Other Contributions                                  |            |
| Proceeds of Insurance Policies                       |            |
| Transfers In   |            |
| Net Earnings   | 33,918.65  |
| Internal Transfer In                                 |            |
| <u>Decreases to Member account during the period</u> |            |
| Pensions Paid  |            |
| Contributions Tax                                    | 3,750.00   |
| Income Tax   | 1,231.35   |
| No TFN Excess Contributions Tax                      |            |
| Excess Contributions Tax                             |            |
| Refund Excess Contributions                          |            |
| Division 293 Tax                                     |            |
| Insurance Policy Premiums Paid                       |            |
| Management Fees                                      |            |
| Member Expenses                                      |            |
| Benefits Paid/Transfers Out                          |            |
| Superannuation Surcharge Tax                         |            |
| Internal Transfer Out                                |            |
| Closing balance at 30/06/2021                        | 397,704.97 |

# Seaton SF

## Members Statement

Judith Anne Seaton  
 36 Long Street West  
 Graceville, Queensland, 4075, Australia

### Your Details

Date of Birth : Provided  
 Age: 64  
 Tax File Number: Provided  
 Date Joined Fund: 05/04/2014  
 Service Period Start Date:  
 Date Left Fund:  
 Member Code: SEAJUD00003P  
 Account Start Date: 01/11/2017  
 Account Phase: Retirement Phase  
 Account Description: Account Based Pension 2

Nominated Beneficiaries: Graeme Robert Seaton  
 Vested Benefits: 453,546.95  
 Total Death Benefit: 453,546.95  
 Current Salary: 0.00  
 Previous Salary: 0.00  
 Disability Benefit: 0.00

### Your Balance

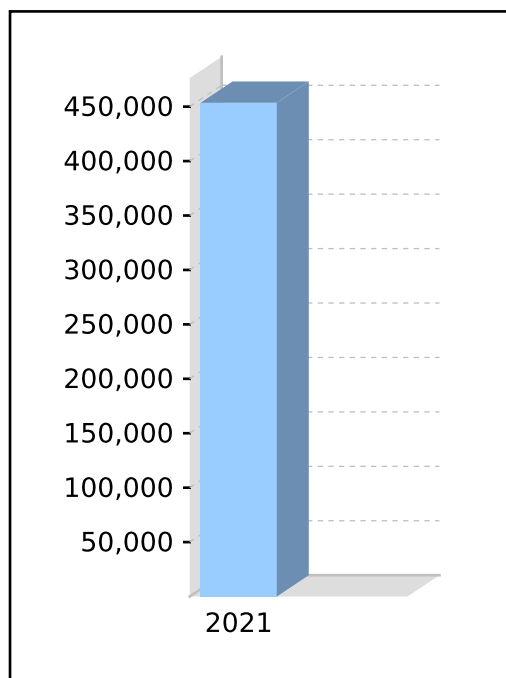
Total Benefits 453,546.95

#### Preservation Components

Preserved 361,014.92  
 Unrestricted Non Preserved 92,532.03  
 Restricted Non Preserved

#### Tax Components

Tax Free (70.23%) 318,508.99  
 Taxable 135,037.96



### Your Detailed Account Summary

|  | This Year  |
|--|------------|
| Opening balance at 01/07/2020                        | 409,713.47 |
| <u>Increases to Member account during the period</u> |            |
| Employer Contributions                               |            |
| Personal Contributions (Concessional)                |            |
| Personal Contributions (Non Concessional)            |            |
| Government Co-Contributions                          |            |
| Other Contributions                                  |            |
| Proceeds of Insurance Policies                       |            |
| Transfers In   |            |
| Net Earnings   | 67,172.67  |
| Internal Transfer In                                 |            |
| <u>Decreases to Member account during the period</u> |            |
| Pensions Paid  | 23,339.19  |
| Contributions Tax                                    |            |
| Income Tax   |            |
| No TFN Excess Contributions Tax                      |            |
| Excess Contributions Tax                             |            |
| Refund Excess Contributions                          |            |
| Division 293 Tax                                     |            |
| Insurance Policy Premiums Paid                       |            |
| Management Fees                                      |            |
| Member Expenses                                      |            |
| Benefits Paid/Transfers Out                          |            |
| Superannuation Surcharge Tax                         |            |
| Internal Transfer Out                                |            |
| Closing balance at 30/06/2021                        | 453,546.95 |

# Memorandum of Resolutions of the Director(s) of

G & J Seaton Pty Ltd ACN: 167850786

ATF Seaton SF

---

## **FINANCIAL STATEMENTS OF SUPERANNUATION FUND:**

It was resolved that the financial statements would be prepared as special purpose financial statements as, in the opinion of the trustee(s), the superannuation fund is a non-reporting entity and therefore is not required to comply with all Australian Accounting Standards.

The Chair tabled the financial statements and notes to the financial statements of the superannuation fund in respect of the year ended 30 June 2021 and it was resolved that such statements be and are hereby adopted as tabled.

## **ANNUAL RETURN:**

Being satisfied that the fund had complied with the requirements of the Superannuation Industry (Supervision) Act 1993 (SISA) and Regulations during the year ended 30 June 2021, it was resolved that the annual return be approved, signed and lodged with the Australian Taxation Office.

## **INVESTMENT STRATEGY:**

The allocation of the fund's assets and the fund's investment performance over the financial year were reviewed and found to be within the acceptable ranges outlined in the investment strategy. After considering the risk, rate of return and liquidity of the investments and the ability of the fund to discharge its existing liabilities, it was resolved that the investment strategy continues to reflect the purposes and circumstances of the fund and its members. Accordingly, no changes in the investment strategy were required.

## **INSURANCE COVER:**

The trustee(s) reviewed the current life and total and permanent disability insurance coverage on offer to the members and resolved that the current insurance arrangements were appropriate for the fund.

## **ALLOCATION OF INCOME:**

It was resolved that the income of the fund would be allocated to the members based on their average daily balance (an alternative allocation basis may be percentage of opening balance).

## **INVESTMENT ACQUISITIONS:**

It was resolved to ratify the investment acquisitions throughout the financial year ended 30 June 2021.

## **INVESTMENT DISPOSALS:**

It was resolved to ratify the investment disposals throughout the financial year ended 30 June 2021.

## **AUDITORS:**

It was resolved that

Tony Boys

of

GPO Box 3376, Rundle Mall, South Australia 5000

act as auditors of the Fund for the next financial year.

## **TAX AGENTS:**

It was resolved that

Superannuation Professionals Pty Ltd

act as tax agents of the Fund for the next financial year.

## **PAYMENT OF BENEFITS:**

The trustee has ensured that any payment of benefits made from the Fund, meets the requirements of the Fund's deed and does not breach the superannuation laws in relation to:

1. making payments to members; and,
2. breaching the Fund or the member investment strategy.

The trustee has reviewed the payment of the benefit and received advice that

# Memorandum of Resolutions of the Director(s) of

G & J Seaton Pty Ltd ACN: 167850786

ATF Seaton SF

---

the transfer is in accordance with the Deed and the superannuation laws. As such the trustee has resolved to allow the payment of the benefits on behalf of the member.

**CLOSURE:**

Signed as a true record –

.....  
Graeme Robert Seaton

30 September 2021

.....  
Judith Anne Seaton

30 September 2021

**Seaton SF****Statement of Taxable Income**

For the year ended 30 June 2021

---

|  | <b>2021</b>      |
|--|------------------|
|  | <b>\$</b>        |
| Benefits accrued as a result of operations | 634,239.53       |
| <b>Less</b>                                |                  |
| Increase in MV of investments              | 239,998.80       |
| Exempt current pension income              | 146,526.00       |
| Realised Accounting Capital Gains          | 39,501.30        |
| Accounting Trust Distributions             | 156,758.70       |
| Non Taxable Contributions                  | 300,000.00       |
|  | <hr/> 882,784.80 |
| <b>Add</b>                                 |                  |
| SMSF non deductible expenses               | 8,954.00         |
| Pension Payments                           | 114,000.00       |
| Franking Credits                           | 6,803.15         |
| Foreign Credits                            | 1,956.43         |
| Net Capital Gains                          | 101,408.00       |
| Taxable Trust Distributions                | 24,794.30        |
| Distributed Foreign income                 | 23,836.36        |
|  | <hr/> 281,752.24 |
| SMSF Annual Return Rounding                | 2.03             |
|  | <hr/> 33,209.00  |
| <b>Taxable Income or Loss</b>              | <hr/> 33,209.00  |
| Income Tax on Taxable Income or Loss       | 4,981.35         |
| <b>Less</b>                                |                  |
| Franking Credits                           | 6,803.15         |
| Foreign Credits                            | 160.30           |
|  | <hr/>            |
| <b>CURRENT TAX OR REFUND</b>               | <hr/> (1,982.10) |
| Supervisory Levy                           | 259.00           |
|  | <hr/>            |
| <b>AMOUNT DUE OR REFUNDABLE</b>            | <hr/> (1,723.10) |

---

Seaton SF

# Investment Summary Report

As at 30 June 2021

| Investment   | Units      | Market Price   | Market Value      | Average Cost | Accounting Cost   | Unrealised Gain/(Loss) | Gain/(Loss)%  | Portfolio Weight% |
|--|------------|----------------|-------------------|--------------|-------------------|------------------------|---------------|-------------------|
| <b>Cash/Bank Accounts</b>                                    |            |                |                   |              |                   |                        |               |                   |
| Cash at Bank   |            | 228,844.860000 | 228,844.86        | 228,844.86   | 228,844.86        |                        |               | 7.64 %            |
|  |            |                | <b>228,844.86</b> |              | <b>228,844.86</b> |                        | <b>0.00 %</b> | <b>7.64 %</b>     |
| <b>Managed Investments (Australian)</b>                      |            |                |                   |              |                   |                        |               |                   |
| APN0008AU APN AREIT Fund                                     | 50,643.41  | 1.535200       | 77,747.76         | 1.42         | 71,808.59         | 5,939.17               | 8.27 %        | 2.59 %            |
| HOW0098AU Ardea Real Outcome Fund                            | 77,177.62  | 0.946700       | 73,064.05         | 0.97         | 75,000.00         | (1,935.95)             | (2.58) %      | 2.44 %            |
| MAQ0464AU Arrowstreet Global Equity Fund                     | 78,551.80  | 1.164800       | 91,497.14         | 0.95         | 75,000.00         | 16,497.14              | 22.00 %       | 3.05 %            |
| CSA0038AU Bentham Ws Global Income Fund                      | 92,171.84  | 1.049800       | 96,762.00         | 1.08         | 100,000.00        | (3,238.00)             | (3.24) %      | 3.23 %            |
| FID0008AU Fidelity Aust Equities Fund                        | 4,384.07   | 39.031500      | 171,116.83        | 28.51        | 125,000.00        | 46,116.83              | 36.89 %       | 5.71 %            |
| FEMX.AX Fidelity Global Emerging Markets Fund (managed Fund) | 4,718.52   | 23.638500      | 111,538.74        | 21.19        | 100,000.00        | 11,538.74              | 11.54 %       | 3.72 %            |
| FRT0009AU Franklin Global Growth Fund-CI W                   | 80,323.17  | 2.421500       | 194,502.56        | 1.68         | 135,000.00        | 59,502.56              | 44.08 %       | 6.49 %            |
| FRT0011AU Franklin Templeton Multisec Bnd Fd W               | 87,873.46  | 0.927600       | 81,511.42         | 1.14         | 100,000.00        | (18,488.58)            | (18.49) %     | 2.72 %            |
| HOW0034AU Greencape Wsale Broadcap Fund                      | 99,669.05  | 1.790400       | 178,447.46        | 1.41         | 140,988.74        | 37,458.72              | 26.57 %       | 5.95 %            |
| IOF0145AU Henderson Tactical Income Trust                    | 47,406.07  | 1.056000       | 50,060.81         | 1.06         | 50,438.92         | (378.11)               | (0.75) %      | 1.67 %            |
| MAQ0404AU IFP Global Franchise                               | 74,501.89  | 2.439600       | 181,754.81        | 2.08         | 155,000.00        | 26,754.81              | 17.26 %       | 6.06 %            |
| IML0002AU Investors Mutual Australian Share Fund             | 52,849.67  | 2.943000       | 155,536.57        | 3.03         | 160,000.00        | (4,463.43)             | (2.79) %      | 5.19 %            |
| IOF0046AU Janus Henderson Aust Fixed Interest                | 118,017.81 | 1.072200       | 126,538.70        | 1.10         | 130,000.00        | (3,461.30)             | (2.66) %      | 4.22 %            |
| SSB0515AU Legg Msn Brandywine Gbl Incm OptFd                 | 87,780.37  | 1.193930       | 104,803.62        | 1.25         | 110,000.00        | (5,196.38)             | (4.72) %      | 3.50 %            |
| MGE0001AU Magellan Global Fund                               | 62,660.14  | 2.687600       | 168,405.40        | 2.15         | 135,000.00        | 33,405.40              | 24.74 %       | 5.62 %            |
| MGE0002AU Magellan Infrastructure Fd                         | 92,473.21  | 1.293700       | 119,632.59        | 1.28         | 118,551.21        | 1,081.38               | 0.91 %        | 3.99 %            |
| BTA0061AU Pental Wholesale Property Securities               | 118,859.88 | 0.667500       | 79,338.97         | 0.65         | 77,726.10         | 1,612.87               | 2.08 %        | 2.65 %            |
| RFA0819AU Pental Wsale Smaller Companies Fund                | 67,875.20  | 2.338700       | 158,739.73        | 2.43         | 165,000.00        | (6,260.27)             | (3.79) %      | 5.30 %            |

Seaton SF

# Investment Summary Report

As at 30 June 2021

| Investment                                    | Units     | Market Price | Market Value        | Average Cost | Accounting Cost     | Unrealised Gain/(Loss) | Gain/(Loss)%   | Portfolio Weight% |
|---|-----------|--------------|---------------------|--------------|---------------------|------------------------|----------------|-------------------|
| PLA0004AU Platinum - Asia Fund                | 18,026.46 | 2.722300     | 49,073.43           | 2.77         | 50,000.00           | (926.57)               | (1.85) %       | 1.64 %            |
| PLA0003AU Platinum - Japan Fund               | 16,692.82 | 4.573300     | 76,341.27           | 3.00         | 50,000.00           | 26,341.27              | 52.68 %        | 2.55 %            |
| WHT0015AU Resolution Cap Gbl Prop Sec Fund    | 79,174.04 | 1.856800     | 147,010.36          | 1.77         | 140,000.00          | 7,010.36               | 5.01 %         | 4.91 %            |
| SCH0101AU Schroder Wholesale Aust Equity Fund | 85,255.26 | 1.451000     | 123,705.38          | 1.17         | 100,000.00          | 23,705.38              | 23.71 %        | 4.13 %            |
| ETL0062AU SGH Ice                             | 60,462.42 | 2.497300     | 150,992.79          | 2.07         | 125,000.00          | 25,992.79              | 20.79 %        | 5.04 %            |
|   |           |              | <b>2,768,122.39</b> |              | <b>2,489,513.56</b> | <b>278,608.83</b>      | <b>11.19 %</b> | <b>92.36 %</b>    |
|   |           |              | <b>2,996,967.25</b> |              | <b>2,718,358.42</b> | <b>278,608.83</b>      | <b>10.25 %</b> | <b>100.00 %</b>   |



Seaton SF

# Investment Income Report

As at 30 June 2021

| Investment   | Total Income  | Franked  | Unfranked | Interest/<br>Other | Franking Credits | Foreign Income | Foreign Credits * 1 | Assessable Income         | TFN Credits | Other Deductions | Distributed Capital Gains | Non-Assessable Payments |
|--|---------------|----------|-----------|--------------------|------------------|----------------|---------------------|---------------------------|-------------|------------------|---------------------------|-------------------------|
|  |               |          |           |                    |                  |                |                     | (Excl. Capital Gains) * 2 |             |                  |                           |                         |
| <b>Bank Accounts</b>   |               |          |           |                    |                  |                |                     |                           |             |                  |                           |                         |
| Cash at Bank   | 208.63        |          |           | 208.63             | 0.00             | 0.00           | 0.00                | 208.63                    |             |                  | 0.00                      | 0.00                    |
|  | <b>208.63</b> |          |           | <b>208.63</b>      | <b>0.00</b>      | <b>0.00</b>    | <b>0.00</b>         | <b>208.63</b>             |             |                  | <b>0.00</b>               | <b>0.00</b>             |
| <b>Managed Investments (Australian)</b>                      |               |          |           |                    |                  |                |                     |                           |             |                  |                           |                         |
| APN0008AU APN AREIT Fund                                     | 4,226.64      |          | 0.00      | 559.78             | 0.00             | 15.89          | 2.80                | 578.47                    |             | 0.00             | 3,798.27                  | (147.30)                |
| HOW0098AU Ardea Real Outcome Fund                            | 2,884.28      |          |           | 1,745.26           | 0.00             | 10.68          | 0.00                | 1,755.94                  |             | 0.00             | 0.00                      | 1,128.34                |
| MAQ0464AU Arrowstreet Global Equity Fund                     | 16,991.83     |          |           | 235.88             | 0.00             | 1,881.00       | 268.22              | 2,385.10                  |             | 0.00             | 14,874.95                 | 0.00                    |
| CSA0038AU Bentham Ws Global Income Fund                      | 5,783.79      |          |           | 686.08             | 0.00             | 5,040.06       | 0.02                | 5,726.16                  |             | 0.00             | 0.00                      | 57.65                   |
| FID0008AU Fidelity Aust Equities Fund                        | 7,431.45      | 2,233.71 | 329.30    | 37.73              | 1,441.87         | 3.77           | 0.23                | 4,046.61                  |             | 0.00             | 4,826.94                  | 0.00                    |
| FEMX.AX Fidelity Global Emerging Markets Fund (managed Fund) | 175.52        |          |           |                    | 0.00             | 175.52         | 170.38              | 345.90                    |             | 0.00             | 0.00                      | 0.00                    |
| HOW0034AU Greencape Wsale Broadcap Fund                      | 11,516.30     | 1,462.77 | 272.78    | 314.03             | 1,078.28         | 153.23         | 35.94               | 3,317.03                  |             | 0.00             | 9,239.49                  | 74.00                   |
| IOF0145AU Henderson Tactical Income Trust                    | 1,976.51      | 22.53    | 2.48      | 1,429.50           | 10.27            | 339.53         | 2.27                | 1,806.58                  |             | 0.00             | 175.92                    | 6.55                    |
| MAQ0404AU IFP Global Franchise                               | 10,410.11     |          |           | 9.41               | 0.00             | 2,484.30       | 476.21              | 2,969.92                  |             | 0.00             | 7,916.40                  | 0.00                    |
| IML0002AU Investors Mutual Australian Share Fund             | 8,385.14      | 1,287.47 | 458.59    | 39.54              | 1,303.08         | 236.40         | 16.82               | 3,341.90                  |             | 0.00             | 6,211.29                  | 151.85                  |
| IOF0046AU Janus Henderson Aust Fixed Interest                | 5,007.12      |          |           | 4,601.86           | 0.00             | 261.05         | 5.99                | 4,868.90                  |             | 0.00             | 0.00                      | 144.21                  |
| SSB0515AU Legg Msn Brandywine Gbl Incm OptFd                 | 7,910.59      |          |           | 271.18             | 0.00             | 7,639.41       | 98.08               | 8,008.67                  |             | 0.00             | 0.00                      | 0.00                    |
| MGE0001AU Magellan Global Fund                               | 4,875.40      | 0.00     | 0.00      | 0.00               | 0.00             | 0.00           | 0.00                | 0.00                      | 0.00        | 0.00             | 2,394.22                  | 2,481.18                |
| MGE0002AU Magellan Infrastructure Fd                         | 5,012.06      | 14.80    | 19.57     | 3,858.79           | 31.00            | 2,903.48       | 356.42              | 7,184.06                  | 0.00        | 0.00             | 75.00                     | (1,859.58)              |
| BTA0061AU Pental Wholesale Property Securities               | 12,351.98     | 16.86    |           | 800.21             | 25.77            | 29.11          | 0.00                | 871.95                    |             | 0.00             | 10,484.61                 | 1,021.19                |
| RFA0819AU Pental Wsale Smaller Companies Fund                | 21,445.66     | 727.12   | 95.05     | 9.25               | 1,031.88         | 81.50          | 58.24               | 2,003.04                  |             | 0.00             | 20,168.16                 | 364.58                  |
| PLA0004AU Platinum - Asia Fund                               | 9,719.33      | 0.00     | 0.00      | 0.00               | 0.00             | 0.00           | 86.17               | 0.00                      | 0.00        | 0.00             | 9,805.50                  | 0.00                    |
| PLA0003AU Platinum - Japan Fund                              | 1,398.58      | 0.00     | 0.00      | 0.00               | 0.00             | 0.00           | 0.00                | 0.00                      | 0.00        | 0.00             | 1,398.58                  | 0.00                    |

**Seaton SF**  
**Investment Income Report**

As at 30 June 2021

| Investment                                    | Total Income      | Franked         | Unfranked       | Interest/ Other  | Franking Credits | Foreign Income   | Foreign Credits * 1 | Assessable Income         | TFN Credits | Other Deductions | Distributed Capital Gains | Non-Assessable Payments |
|---|-------------------|-----------------|-----------------|------------------|------------------|------------------|---------------------|---------------------------|-------------|------------------|---------------------------|-------------------------|
|   |                   |                 |                 |                  |                  |                  |                     | (Excl. Capital Gains) * 2 |             |                  |                           |                         |
| WHT0015AU Resolution Cap Gbl Prop Sec Fund    | 2,491.34          | 2.59            |                 | 97.19            | 0.01             | 2,369.47         | 383.88              | 2,853.14                  |             | 0.00             | 0.00                      | 22.09                   |
| SCH0101AU Schroder Wholesale Aust Equity Fund | 2,818.16          | 1,870.45        | 241.20          | 242.86           | 1,076.56         | 132.05           | 21.51               | 3,584.63                  |             | 0.00             | 4,276.78                  | (3,945.18)              |
| ETL0062AU SGH Ice                             | 13,946.91         | 631.51          | 90.19           | 76.78            | 804.43           | 79.91            | 59.42               | 1,742.24                  |             | 0.00             | 13,014.74                 | 53.78                   |
|   | <b>156,758.70</b> | <b>8,269.81</b> | <b>1,509.16</b> | <b>15,015.33</b> | <b>6,803.15</b>  | <b>23,836.36</b> | <b>2,042.60</b>     | <b>57,390.24</b>          | <b>0.00</b> | <b>0.00</b>      | <b>108,660.85</b>         | <b>(446.64)</b>         |
|   | <b>156,967.33</b> | <b>8,269.81</b> | <b>1,509.16</b> | <b>15,223.96</b> | <b>6,803.15</b>  | <b>23,836.36</b> | <b>2,042.60</b>     | <b>57,598.87</b>          | <b>0.00</b> | <b>0.00</b>      | <b>108,660.85</b>         | <b>(446.64)</b>         |

Assessable Income (Excl. Capital Gains) **57,598.87**

Net Capital Gain **79,772.82**

**Total Assessable Income 137,371.69**

\* 1 Includes foreign credits from foreign capital gains.

\* 2 Assessable Income in the SMSF Annual Return will be different as capital gains and losses from disposals of assets have not been included.

For a breakdown of Distributed Capital Gains and Non-Assessable Payments refer to Distributions Reconciliation Report.

Seaton SF

# Realised Capital Gains Report

For The Period 01 July 2020 - 30 June 2021

| Investment                              |                        | Accounting Treatment |             |             |                          | Tax Treatment      |                   |                   |               |                          |                  |              |
|---|------------------------|----------------------|-------------|-------------|--------------------------|--------------------|-------------------|-------------------|---------------|--------------------------|------------------|--------------|
| Purchase Contract Date                  | Disposal Contract Date | Units                | Cost        | Proceeds    | Accounting Profit/(Loss) | Adjusted Cost Base | Reduced Cost Base | Indexed Cost Base | Indexed Gains | Discounted Gains (Gross) | Other Gains      | Capital Loss |
| <b>Managed Investments (Australian)</b> |                        |                      |             |             |                          |                    |                   |                   |               |                          |                  |              |
| APN AREIT Fund                          |                        |                      |             |             |                          |                    |                   |                   |               |                          |                  |              |
|   |                        | 0.00                 | 0.00        | 0.00        | 0.00                     | 0.00               | 0.00              | 0.00              | 0.00          | 3,682.62                 | 115.65           | 0.00         |
|   |                        | <b>0.00</b>          | <b>0.00</b> | <b>0.00</b> | <b>0.00</b>              | <b>0.00</b>        | <b>0.00</b>       | <b>0.00</b>       | <b>0.00</b>   | <b>3,682.62</b>          | <b>115.65</b>    | <b>0.00</b>  |
| Arrowstreet Global Equity Fund          |                        |                      |             |             |                          |                    |                   |                   |               |                          |                  |              |
|   |                        | 0.00                 | 0.00        | 0.00        | 0.00                     | 0.00               | 0.00              | 0.00              | 0.00          | 4,618.90                 | 10,256.05        | 0.00         |
|   |                        | <b>0.00</b>          | <b>0.00</b> | <b>0.00</b> | <b>0.00</b>              | <b>0.00</b>        | <b>0.00</b>       | <b>0.00</b>       | <b>0.00</b>   | <b>4,618.90</b>          | <b>10,256.05</b> | <b>0.00</b>  |
| Fidelity Aust Equities Fund             |                        |                      |             |             |                          |                    |                   |                   |               |                          |                  |              |
|   |                        | 0.00                 | 0.00        | 0.00        | 0.00                     | 0.00               | 0.00              | 0.00              | 0.00          | 4,826.94                 | 0.00             | 0.00         |
|   |                        | <b>0.00</b>          | <b>0.00</b> | <b>0.00</b> | <b>0.00</b>              | <b>0.00</b>        | <b>0.00</b>       | <b>0.00</b>       | <b>0.00</b>   | <b>4,826.94</b>          | <b>0.00</b>      | <b>0.00</b>  |
| Greencape Wsale Broadcap Fund           |                        |                      |             |             |                          |                    |                   |                   |               |                          |                  |              |
|   |                        | 0.00                 | 0.00        | 0.00        | 0.00                     | 0.00               | 0.00              | 0.00              | 0.00          | 6,792.62                 | 2,446.87         | 0.00         |
|   |                        | <b>0.00</b>          | <b>0.00</b> | <b>0.00</b> | <b>0.00</b>              | <b>0.00</b>        | <b>0.00</b>       | <b>0.00</b>       | <b>0.00</b>   | <b>6,792.62</b>          | <b>2,446.87</b>  | <b>0.00</b>  |
| Henderson Tactical Income Trust         |                        |                      |             |             |                          |                    |                   |                   |               |                          |                  |              |
|   |                        | 0.00                 | 0.00        | 0.00        | 0.00                     | 0.00               | 0.00              | 0.00              | 0.00          | 175.92                   | 0.00             | 0.00         |
|   |                        | <b>0.00</b>          | <b>0.00</b> | <b>0.00</b> | <b>0.00</b>              | <b>0.00</b>        | <b>0.00</b>       | <b>0.00</b>       | <b>0.00</b>   | <b>175.92</b>            | <b>0.00</b>      | <b>0.00</b>  |
| IFP Global Franchise                    |                        |                      |             |             |                          |                    |                   |                   |               |                          |                  |              |
|   |                        | 0.00                 | 0.00        | 0.00        | 0.00                     | 0.00               | 0.00              | 0.00              | 0.00          | 7,916.40                 | 0.00             | 0.00         |
|   |                        | <b>0.00</b>          | <b>0.00</b> | <b>0.00</b> | <b>0.00</b>              | <b>0.00</b>        | <b>0.00</b>       | <b>0.00</b>       | <b>0.00</b>   | <b>7,916.40</b>          | <b>0.00</b>      | <b>0.00</b>  |
| Investors Mutual Australian Share Fund  |                        |                      |             |             |                          |                    |                   |                   |               |                          |                  |              |

Seaton SF

## Realised Capital Gains Report

For The Period 01 July 2020 - 30 June 2021

| Investment                                      |                        | Accounting Treatment |                   |                   |                          | Tax Treatment      |                   |                   |               |                          |             |                    |
|---|------------------------|----------------------|-------------------|-------------------|--------------------------|--------------------|-------------------|-------------------|---------------|--------------------------|-------------|--------------------|
| Purchase Contract Date                          | Disposal Contract Date | Units                | Cost              | Proceeds          | Accounting Profit/(Loss) | Adjusted Cost Base | Reduced Cost Base | Indexed Cost Base | Indexed Gains | Discounted Gains (Gross) | Other Gains | Capital Loss       |
| <b>Managed Investments (Australian)</b>         |                        |                      |                   |                   |                          |                    |                   |                   |               |                          |             |                    |
|   |                        | 0.00                 | 0.00              | 0.00              | 0.00                     | 0.00               | 0.00              | 0.00              | 0.00          | 6,211.29                 | 0.00        | 0.00               |
|   |                        | <b>0.00</b>          | <b>0.00</b>       | <b>0.00</b>       | <b>0.00</b>              | <b>0.00</b>        | <b>0.00</b>       | <b>0.00</b>       | <b>0.00</b>   | <b>6,211.29</b>          | <b>0.00</b> | <b>0.00</b>        |
| LAZ0003AU - Lazard Emerging Markets Equity Fund |                        |                      |                   |                   |                          |                    |                   |                   |               |                          |             |                    |
| 17/10/2017                                      | 18/12/2020             | 45,325.44            | 75,000.00         | 63,260.71         | (11,739.29)              | 75,000.00          | 75,000.00         | 0.00              | 0.00          | 0.00                     | 0.00        | (11,739.29)        |
|   |                        | <b>45,325.44</b>     | <b>75,000.00</b>  | <b>63,260.71</b>  | <b>(11,739.29)</b>       | <b>75,000.00</b>   | <b>75,000.00</b>  | <b>0.00</b>       | <b>0.00</b>   | <b>0.00</b>              | <b>0.00</b> | <b>(11,739.29)</b> |
| MAQ0410AU - Walter Scott Global Equity Fund     |                        |                      |                   |                   |                          |                    |                   |                   |               |                          |             |                    |
| 25/09/2019                                      | 15/12/2020             | 6,997.90             | 20,000.00         | 22,028.69         | 2,028.69                 | 20,000.00          | 20,000.00         | 0.00              | 0.00          | 2,028.69                 | 0.00        | 0.00               |
| 27/05/2014                                      | 15/12/2020             | 31,401.12            | 50,000.00         | 98,847.59         | 48,847.59                | 50,000.00          | 50,000.00         | 0.00              | 0.00          | 48,847.59                | 0.00        | 0.00               |
|   |                        | <b>38,399.02</b>     | <b>70,000.00</b>  | <b>120,876.28</b> | <b>50,876.28</b>         | <b>70,000.00</b>   | <b>70,000.00</b>  | <b>0.00</b>       | <b>0.00</b>   | <b>50,876.28</b>         | <b>0.00</b> | <b>0.00</b>        |
| Magellan Global Fund                            |                        |                      |                   |                   |                          |                    |                   |                   |               |                          |             |                    |
|   |                        | 0.00                 | 0.00              | 0.00              | 0.00                     | 0.00               | 0.00              | 0.00              | 0.00          | 2,394.22                 | 0.00        | 0.00               |
|   |                        | <b>0.00</b>          | <b>0.00</b>       | <b>0.00</b>       | <b>0.00</b>              | <b>0.00</b>        | <b>0.00</b>       | <b>0.00</b>       | <b>0.00</b>   | <b>2,394.22</b>          | <b>0.00</b> | <b>0.00</b>        |
| Magellan Infrastructure Fd                      |                        |                      |                   |                   |                          |                    |                   |                   |               |                          |             |                    |
|   |                        | 0.00                 | 0.00              | 0.00              | 0.00                     | 0.00               | 0.00              | 0.00              | 0.00          | 75.00                    | 0.00        | 0.00               |
|   |                        | <b>0.00</b>          | <b>0.00</b>       | <b>0.00</b>       | <b>0.00</b>              | <b>0.00</b>        | <b>0.00</b>       | <b>0.00</b>       | <b>0.00</b>   | <b>75.00</b>             | <b>0.00</b> | <b>0.00</b>        |
| PLA0002AU - Platinum - International Fund       |                        |                      |                   |                   |                          |                    |                   |                   |               |                          |             |                    |
| 17/10/2017                                      | 16/12/2020             | 11,236.97            | 25,000.00         | 22,642.49         | (2,357.51)               | 25,000.00          | 25,000.00         | 0.00              | 0.00          | 0.00                     | 0.00        | (2,357.51)         |
| 09/07/2014                                      | 16/12/2020             | 41,053.01            | 80,000.00         | 82,721.82         | 2,721.82                 | 80,000.00          | 80,000.00         | 0.00              | 0.00          | 2,721.82                 | 0.00        | 0.00               |
|   |                        | <b>52,289.98</b>     | <b>105,000.00</b> | <b>105,364.31</b> | <b>364.31</b>            | <b>105,000.00</b>  | <b>105,000.00</b> | <b>0.00</b>       | <b>0.00</b>   | <b>2,721.82</b>          | <b>0.00</b> | <b>(2,357.51)</b>  |

Seaton SF

# Realised Capital Gains Report

For The Period 01 July 2020 - 30 June 2021

| Investment                              |                        | Accounting Treatment |             |             |                          | Tax Treatment      |                   |                   |               |                          |                 |              |
|---|------------------------|----------------------|-------------|-------------|--------------------------|--------------------|-------------------|-------------------|---------------|--------------------------|-----------------|--------------|
| Purchase Contract Date                  | Disposal Contract Date | Units                | Cost        | Proceeds    | Accounting Profit/(Loss) | Adjusted Cost Base | Reduced Cost Base | Indexed Cost Base | Indexed Gains | Discounted Gains (Gross) | Other Gains     | Capital Loss |
| <b>Managed Investments (Australian)</b> |                        |                      |             |             |                          |                    |                   |                   |               |                          |                 |              |
| Pental Wholesale Property Securities    |                        |                      |             |             |                          |                    |                   |                   |               |                          |                 |              |
|   |                        | 0.00                 | 0.00        | 0.00        | 0.00                     | 0.00               | 0.00              | 0.00              | 0.00          | 10,484.62                | 0.00            | 0.00         |
|   |                        | <b>0.00</b>          | <b>0.00</b> | <b>0.00</b> | <b>0.00</b>              | <b>0.00</b>        | <b>0.00</b>       | <b>0.00</b>       | <b>0.00</b>   | <b>10,484.62</b>         | <b>0.00</b>     | <b>0.00</b>  |
| Pental Wsale Smaller Companies Fund     |                        |                      |             |             |                          |                    |                   |                   |               |                          |                 |              |
|   |                        | 0.00                 | 0.00        | 0.00        | 0.00                     | 0.00               | 0.00              | 0.00              | 0.00          | 19,237.42                | 930.74          | 0.00         |
|   |                        | <b>0.00</b>          | <b>0.00</b> | <b>0.00</b> | <b>0.00</b>              | <b>0.00</b>        | <b>0.00</b>       | <b>0.00</b>       | <b>0.00</b>   | <b>19,237.42</b>         | <b>930.74</b>   | <b>0.00</b>  |
| Platinum - Asia Fund                    |                        |                      |             |             |                          |                    |                   |                   |               |                          |                 |              |
|   |                        | 0.00                 | 0.00        | 0.00        | 0.00                     | 0.00               | 0.00              | 0.00              | 0.00          | 1,626.28                 | 8,093.07        | 0.00         |
|   |                        | <b>0.00</b>          | <b>0.00</b> | <b>0.00</b> | <b>0.00</b>              | <b>0.00</b>        | <b>0.00</b>       | <b>0.00</b>       | <b>0.00</b>   | <b>1,626.28</b>          | <b>8,093.07</b> | <b>0.00</b>  |
| Platinum - Japan Fund                   |                        |                      |             |             |                          |                    |                   |                   |               |                          |                 |              |
|   |                        | 0.00                 | 0.00        | 0.00        | 0.00                     | 0.00               | 0.00              | 0.00              | 0.00          | 1,330.45                 | 68.12           | 0.00         |
|   |                        | <b>0.00</b>          | <b>0.00</b> | <b>0.00</b> | <b>0.00</b>              | <b>0.00</b>        | <b>0.00</b>       | <b>0.00</b>       | <b>0.00</b>   | <b>1,330.45</b>          | <b>68.12</b>    | <b>0.00</b>  |
| SGH Ice                                 |                        |                      |             |             |                          |                    |                   |                   |               |                          |                 |              |
|   |                        | 0.00                 | 0.00        | 0.00        | 0.00                     | 0.00               | 0.00              | 0.00              | 0.00          | 13,014.74                | 0.00            | 0.00         |
|   |                        | <b>0.00</b>          | <b>0.00</b> | <b>0.00</b> | <b>0.00</b>              | <b>0.00</b>        | <b>0.00</b>       | <b>0.00</b>       | <b>0.00</b>   | <b>13,014.74</b>         | <b>0.00</b>     | <b>0.00</b>  |
| Schroder Wholesale Aust Equity Fund     |                        |                      |             |             |                          |                    |                   |                   |               |                          |                 |              |
|   |                        | 0.00                 | 0.00        | 0.00        | 0.00                     | 0.00               | 0.00              | 0.00              | 0.00          | 4,276.78                 | 0.00            | 0.00         |
|   |                        | <b>0.00</b>          | <b>0.00</b> | <b>0.00</b> | <b>0.00</b>              | <b>0.00</b>        | <b>0.00</b>       | <b>0.00</b>       | <b>0.00</b>   | <b>4,276.78</b>          | <b>0.00</b>     | <b>0.00</b>  |

Seaton SF

# Realised Capital Gains Report

For The Period 01 July 2020 - 30 June 2021

| Investment                              |                        | Accounting Treatment |            |            |                          | Tax Treatment      |                   |                   |               |                          |             |              |
|---|------------------------|----------------------|------------|------------|--------------------------|--------------------|-------------------|-------------------|---------------|--------------------------|-------------|--------------|
| Purchase Contract Date                  | Disposal Contract Date | Units                | Cost       | Proceeds   | Accounting Profit/(Loss) | Adjusted Cost Base | Reduced Cost Base | Indexed Cost Base | Indexed Gains | Discounted Gains (Gross) | Other Gains | Capital Loss |
| <b>Managed Investments (Australian)</b> |                        |                      |            |            |                          |                    |                   |                   |               |                          |             |              |
|   |                        | 136,014.44           | 250,000.00 | 289,501.30 | 39,501.30                | 250,000.00         | 250,000.00        | 0.00              | 0.00          | 140,262.30               | 21,910.50   | (14,096.80)  |
|   |                        | 136,014.44           | 250,000.00 | 289,501.30 | 39,501.30                | 250,000.00         | 250,000.00        | 0.00              | 0.00          | 140,262.30               | 21,910.50   | (14,096.80)  |

# Self-managed superannuation fund annual return **2021**

## Who should complete this annual return?

Only self-managed superannuation funds (SMSFs) can complete this annual return. All other funds must complete the *Fund income tax return 2021* (NAT 71287).

- ❗ The *Self-managed superannuation fund annual return instructions 2021* (NAT 71606) (the instructions) can assist you to complete this annual return.
- ➡ The SMSF annual return cannot be used to notify us of a change in fund membership. You must update fund details via [ABR.gov.au](http://ABR.gov.au) or complete the Change of details for superannuation entities form (NAT 3036).

## To complete this annual return

- Print clearly, using a BLACK pen only.
  - Use BLOCK LETTERS and print one character per box.
- 
- Place  in ALL applicable boxes.

- ➡ Postal address for annual returns:

**Australian Taxation Office**  
**GPO Box 9845**  
**[insert the name and postcode**  
**of your capital city]**

For example;

**Australian Taxation Office**  
**GPO Box 9845**  
**SYDNEY NSW 2001**

## Section A: Fund information

### 1 Tax file number (TFN)

- ❗ The ATO is authorised by law to request your TFN. You are not obliged to quote your TFN but not quoting it could increase the chance of delay or error in processing your annual return. See the Privacy note in the Declaration.

➡ To assist processing, write the fund's TFN at the top of pages 3, 5, 7 and 9.

### 2 Name of self-managed superannuation fund (SMSF)

### 3 Australian business number (ABN) (if applicable)

### 4 Current postal address

Suburb/town

State/territory

Postcode

### 5 Annual return status

Is this an amendment to the SMSF's 2021 return?

**A** No Yes

Is this the first required return for a newly registered SMSF?

**B** No Yes

**6 SMSF auditor**

Auditor's name

Title: Mr  Mrs  Miss  Ms  Other

Family name

First given name

Other given names

SMSF Auditor Number

Auditor's phone number

Postal address

Suburb/town

State/territory

Postcode

Date audit was completed **A**      Day / Month / YearWas Part A of the audit report qualified?      **B** No      YesWas Part B of the audit report qualified?      **C** No      YesIf Part B of the audit report was qualified,  
have the reported issues been rectified?      **D** No      Yes**7 Electronic funds transfer (EFT)**

We need your self-managed super fund's financial institution details to pay any super payments and tax refunds owing to you.

**A Fund's financial institution account details**

This account is used for super contributions and rollovers. Do not provide a tax agent account here.

Fund BSB number

Fund account number

Fund account name

I would like my tax refunds made to this account.      **Go to C.****B Financial institution account details for tax refunds**

This account is used for tax refunds. You can provide a tax agent account here.

BSB number

Account number

Account name

**C Electronic service address alias**Provide the electronic service address alias (ESA) issued by your SMSF messaging provider.  
(For example, SMSFdataESAAlias). See instructions for more information.



**8 Status of SMSF** Australian superannuation fund **A** No Yes Fund benefit structure **B** Code  
 Does the fund trust deed allow acceptance of the Government's Super Co-contribution and Low Income Super Amounts? **C** No Yes

**9 Was the fund wound up during the income year?**

No Yes **▶** If yes, provide the date on which the fund was wound up Day / Month / Year **▶** Have all tax lodgment and payment obligations been met? No Yes

**10 Exempt current pension income**

Did the fund pay retirement phase superannuation income stream benefits to one or more members in the income year?

To claim a tax exemption for current pension income, you must pay at least the minimum benefit payment under the law. Record exempt current pension income at Label **A**.

No **▶** Go to Section B: Income.

Yes **▶** Exempt current pension income amount **A** \$

Which method did you use to calculate your exempt current pension income?

Segregated assets method **B**

Unsegregated assets method **C** **▶** Was an actuarial certificate obtained? **D** Yes

Did the fund have any other income that was assessable?

**E** Yes **▶** Go to Section B: Income.

No **▶** Choosing 'No' means that you do not have any assessable income, including no-TFN quoted contributions. Go to Section C: Deductions and non-deductible expenses. (Do **not** complete Section B: Income.)

If you are entitled to claim any tax offsets, you can list these at Section D: Income tax calculation statement.

## Section B: Income

**Do not complete this section** if all superannuation interests in the SMSF were supporting superannuation income streams in the retirement phase for the **entire year**, there was **no** other income that was assessable, and you **have not** realised a deferred notional gain. If you are entitled to claim any tax offsets, you can record these at Section D: Income tax calculation statement.

### 11 Income

Did you have a capital gains tax (CGT) event during the year? **G** No Yes

If the total capital loss or total capital gain is greater than \$10,000 or you elected to use the transitional CGT relief in 2017 and the deferred notional gain has been realised, complete and attach a *Capital gains tax (CGT) schedule 2021*.

Have you applied an exemption or rollover? **M** No Yes

Code

Net capital gain **A** \$

Gross rent and other leasing and hiring income **B** \$

Gross interest **C** \$

Forestry managed investment scheme income **X** \$

|                                   |                                |                           |
|-----------------------------------|--------------------------------|---------------------------|
| Gross foreign income <b>D1</b> \$ | Net foreign income <b>D</b> \$ | Loss <input type="text"/> |
|-----------------------------------|--------------------------------|---------------------------|

Australian franking credits from a New Zealand company **E** \$

Transfers from foreign funds **F** \$

Number

Gross payments where ABN not quoted **H** \$

Gross distribution from partnerships **I** \$

Loss

\*Unfranked dividend amount **J** \$

\*Franked dividend amount **K** \$

\*Dividend franking credit **L** \$

\*Gross trust distributions **M** \$

Code

|   |  |
|---|--|
| <b>Calculation of assessable contributions</b>              |  |
| Assessable employer contributions                           |  |
| <b>R1</b> \$  |  |
| plus Assessable personal contributions                      |  |
| <b>R2</b> \$  |  |
| plus **No-TFN-quoted contributions                          |  |
| <b>R3</b> \$  |  |
| <i>(an amount must be included even if it is zero)</i>      |  |
| less Transfer of liability to life insurance company or PST |  |
| <b>R6</b> \$  |  |

**Assessable contributions**  
**R** \$  
(**R1** plus **R2** plus **R3** less **R6**)

|   |  |
|---|--|
| <b>Calculation of non-arm's length income</b>   |  |
| *Net non-arm's length private company dividends |  |
| <b>U1</b> \$                                    |  |
| plus *Net non-arm's length trust distributions  |  |
| <b>U2</b> \$                                    |  |
| plus *Net other non-arm's length income         |  |
| <b>U3</b> \$                                    |  |

\*Other income **S** \$

\*Assessable income due to changed tax status of fund **T** \$

**Net non-arm's length income**  
**U** \$  
(subject to 45% tax rate)  
(**U1** plus **U2** plus **U3**)

Code

#This is a mandatory label.  
\*If an amount is entered at this label, check the instructions to ensure the correct tax treatment has been applied.

|  |                           |
|--|---------------------------|
| <b>GROSS INCOME</b><br>(Sum of labels <b>A</b> to <b>U</b> ) <b>W</b> \$ | Loss <input type="text"/> |
|--|---------------------------|

Exempt current pension income **Y** \$

|   |                           |
|---|---------------------------|
| <b>TOTAL ASSESSABLE INCOME</b> ( <b>W</b> less <b>Y</b> ) <b>V</b> \$ | Loss <input type="text"/> |
|---|---------------------------|

## Section C: Deductions and non-deductible expenses

### 12 Deductions and non-deductible expenses

- Under 'Deductions' list all expenses and allowances you are entitled to claim a deduction for. Under 'Non-deductible expenses', list all other expenses or normally allowable deductions that you cannot claim as a deduction (for example, all expenses related to exempt current pension income should be recorded in the 'Non-deductible expenses' column).

| DEDUCTIONS                                 |              | NON-DEDUCTIBLE EXPENSES |              |
|--|--------------|-------------------------|--------------|
| Interest expenses within Australia         | <b>A1 \$</b> |                         | <b>A2 \$</b> |
| Interest expenses overseas                 | <b>B1 \$</b> |                         | <b>B2 \$</b> |
| Capital works expenditure                  | <b>D1 \$</b> |                         | <b>D2 \$</b> |
| Decline in value of depreciating assets    | <b>E1 \$</b> |                         | <b>E2 \$</b> |
| Insurance premiums – members               | <b>F1 \$</b> |                         | <b>F2 \$</b> |
| SMSF auditor fee                           | <b>H1 \$</b> |                         | <b>H2 \$</b> |
| Investment expenses                        | <b>I1 \$</b> |                         | <b>I2 \$</b> |
| Management and administration expenses     | <b>J1 \$</b> |                         | <b>J2 \$</b> |
| Forestry managed investment scheme expense | <b>U1 \$</b> |                         | <b>U2 \$</b> |
| Other amounts                              | <b>L1 \$</b> | Code                    | <b>L2 \$</b> |
| Tax losses deducted                        | <b>M1 \$</b> |                         |              |

**TOTAL DEDUCTIONS**  
**N \$**  
 (Total **A1** to **M1**)

**TOTAL NON-DEDUCTIBLE EXPENSES**  
**Y \$**  
 (Total **A2** to **L2**)

**#TAXABLE INCOME OR LOSS** Loss  
**O \$**  
 (**TOTAL ASSESSABLE INCOME** *less*  
**TOTAL DEDUCTIONS**)

**TOTAL SMSF EXPENSES**  
**Z \$**  
 (**N** *plus* **Y**)

#This is a mandatory label.

## Section D: Income tax calculation statement

### #Important:

Section B label **R3**, Section C label **O** and Section D labels **A, T1, J, T5** and **I** are mandatory. If you leave these labels blank, you will have specified a zero amount.

### 13 Calculation statement

Please refer to the *Self-managed superannuation fund annual return instructions 2021* on how to complete the calculation statement.

|                                     |              |  |
|-------------------------------------|--------------|--|
| #Taxable income                     | <b>A \$</b>  | <i>(an amount must be included even if it is zero)</i> |
| #Tax on taxable income              | <b>T1 \$</b> | <i>(an amount must be included even if it is zero)</i> |
| #Tax on no-TFN-quoted contributions | <b>J \$</b>  | <i>(an amount must be included even if it is zero)</i> |

Gross tax **B \$**

*(T1 plus J)*

|                           |  |
|---------------------------|--|
| Foreign income tax offset |  |
| <b>C1 \$</b>              |  |
| Rebates and tax offsets   | Non-refundable non-carry forward tax offsets |
| <b>C2 \$</b>              | <b>C \$</b>                                  |
|                           | <i>(C1 plus C2)</i>                          |

SUBTOTAL 1

**T2 \$**

*(B less C – cannot be less than zero)*

|   |   |
|---|---|
| Early stage venture capital limited partnership tax offset                                    |   |
| <b>D1 \$</b>  |   |
| Early stage venture capital limited partnership tax offset carried forward from previous year | Non-refundable carry forward tax offsets      |
| <b>D2 \$</b>  | <b>D \$</b>                                   |
| Early stage investor tax offset   | <i>(D1 plus D2 plus D3 plus D4)</i>           |
| <b>D3 \$</b>  |   |
| Early stage investor tax offset carried forward from previous year                            | SUBTOTAL 2                                    |
| <b>D4 \$</b>  | <b>T3 \$</b>                                  |
|   | <i>(T2 less D – cannot be less than zero)</i> |

|   |                                     |
|---|-------------------------------------|
| Complying fund's franking credits tax offset    |                                     |
| <b>E1 \$</b>                                    |                                     |
| No-TFN tax offset                               |                                     |
| <b>E2 \$</b>                                    |                                     |
| National rental affordability scheme tax offset |                                     |
| <b>E3 \$</b>                                    |                                     |
| Exploration credit tax offset                   | Refundable tax offsets              |
| <b>E4 \$</b>                                    | <b>E \$</b>                         |
|   | <i>(E1 plus E2 plus E3 plus E4)</i> |

#TAX PAYABLE **T5 \$**

*(T3 less E – cannot be less than zero)*

Section 102AAM interest charge

**G \$**

|  |   |
|--|---|
| Credit for interest on early payments – amount of interest                       |   |
| <b>H1 \$</b>   |   |
| Credit for tax withheld – foreign resident withholding (excluding capital gains) |   |
| <b>H2 \$</b>   |   |
| Credit for tax withheld – where ABN or TFN not quoted (non-individual)           |   |
| <b>H3 \$</b>   |   |
| Credit for TFN amounts withheld from payments from closely held trusts           |   |
| <b>H5 \$</b>   |   |
| Credit for interest on no-TFN tax offset   |   |
| <b>H6 \$</b>   |   |
| Credit for foreign resident capital gains withholding amounts                    |   |
| <b>H8 \$</b>   |   |
|  | <b>Eligible credits</b>                             |
|  | <b>H \$</b>   |
|  | <i>(H1 plus H2 plus H3 plus H5 plus H6 plus H8)</i> |

|   |             |   |
|---|-------------|---|
| <b>#Tax offset refunds</b><br>(Remainder of refundable tax offsets) | <b>I \$</b> | <i>(unused amount from label E – an amount must be included even if it is zero)</i> |
|---|-------------|---|

PAYG instalments raised

**K \$**

Supervisory levy

**L \$**

Supervisory levy adjustment for wound up funds

**M \$**

Supervisory levy adjustment for new funds

**N \$**

|   |             |  |
|---|-------------|--|
| <b>AMOUNT DUE OR REFUNDABLE</b><br>A positive amount at <b>S</b> is what you owe, while a negative amount is refundable to you. | <b>S \$</b> | <i>(T5 plus G less H less I less K plus L less M plus N)</i> |
|---|-------------|--|

#This is a mandatory label.

**Section E: Losses****14 Losses**

**!** If total loss is greater than \$100,000, complete and attach a *Losses schedule 2021*.

Tax losses carried forward to later income years **U \$**Net capital losses carried forward to later income years **V \$**

## Section F: Member information

### MEMBER 1

Title: Mr Mrs Miss Ms Other

Family name

First given name

Other given names

### Member's TFN

See the Privacy note in the Declaration.

Date of birth

### Contributions

OPENING ACCOUNT BALANCE \$

**!** Refer to instructions for completing these labels.

Employer contributions

**A \$**

ABN of principal employer

**A1**

Personal contributions

**B \$**

CGT small business retirement exemption

**C \$**

CGT small business 15-year exemption amount

**D \$**

Personal injury election

**E \$**

Spouse and child contributions

**F \$**

Other third party contributions

**G \$**

Proceeds from primary residence disposal

**H \$**

Receipt date Day / Month / Year

**H1**

Assessable foreign superannuation fund amount

**I \$**

Non-assessable foreign superannuation fund amount

**J \$**

Transfer from reserve: assessable amount

**K \$**

Transfer from reserve: non-assessable amount

**L \$**

Contributions from non-complying funds and previously non-complying funds

**T \$**

Any other contributions (including Super Co-contributions and Low Income Super Amounts)

**M \$**

**TOTAL CONTRIBUTIONS N \$**

(Sum of labels **A** to **M**)

### Other transactions

Allocated earnings or losses **O \$**

Loss

Accumulation phase account balance

**S1 \$**

Inward rollovers and transfers **P \$**

Retirement phase account balance - Non CDBIS

**S2 \$**

Outward rollovers and transfers **Q \$**

Lump Sum payments **R1 \$**

Retirement phase account balance - CDBIS

**S3 \$**

Income stream payments **R2 \$**

Code

Code

TRIS Count

**CLOSING ACCOUNT BALANCE S \$**

(**S1** plus **S2** plus **S3**)

Accumulation phase value **X1 \$**

Retirement phase value **X2 \$**

Outstanding limited recourse borrowing arrangement amount **Y \$**

**MEMBER 2**

Title: Mr Mrs Miss Ms Other

Family name

First given name

Other given names

**Member's TFN**

See the Privacy note in the Declaration.

**Date of birth**

**Contributions**

OPENING ACCOUNT BALANCE \$

**!** Refer to instructions for completing these labels.

Employer contributions

**A \$**

ABN of principal employer

**A1**

Personal contributions

**B \$**

CGT small business retirement exemption

**C \$**

CGT small business 15-year exemption amount

**D \$**

Personal injury election

**E \$**

Spouse and child contributions

**F \$**

Other third party contributions

**G \$**

Proceeds from primary residence disposal

**H \$**

Receipt date Day / Month / Year

**H1**

Assessable foreign superannuation fund amount

**I \$**

Non-assessable foreign superannuation fund amount

**J \$**

Transfer from reserve: assessable amount

**K \$**

Transfer from reserve: non-assessable amount

**L \$**

Contributions from non-complying funds and previously non-complying funds

**T \$**

Any other contributions (including Super Co-contributions and Low Income Super Amounts)

**M \$**

**TOTAL CONTRIBUTIONS N \$**

(Sum of labels **A** to **M**)

**Other transactions**

Allocated earnings or losses **O \$**

Loss

Accumulation phase account balance

**S1 \$**

Inward rollovers and transfers **P \$**

Retirement phase account balance - Non CDBIS

**S2 \$**

Outward rollovers and transfers **Q \$**

Retirement phase account balance - CDBIS

**S3 \$**

Lump Sum payments **R1 \$**

Income stream payments **R2 \$**

Code

Code

TRIS Count

**CLOSING ACCOUNT BALANCE S \$**

(**S1** plus **S2** plus **S3**)

Accumulation phase value **X1 \$**

Retirement phase value **X2 \$**

Outstanding limited recourse borrowing arrangement amount **Y \$**

**OFFICIAL: Sensitive** (when completed)

---

**Section H: Assets and liabilities**
**15 ASSETS**

15a Australian managed investments

Listed trusts **A \$**

Unlisted trusts **B \$**

Insurance policy **C \$**

Other managed investments **D \$**

---

15b Australian direct investments

|  |  |
|--|--|
| <p><b>Limited recourse borrowing arrangements</b></p> <p>Australian residential real property<br/><b>J1 \$</b></p> <p>Australian non-residential real property<br/><b>J2 \$</b></p> <p>Overseas real property<br/><b>J3 \$</b></p> <p>Australian shares<br/><b>J4 \$</b></p> <p>Overseas shares<br/><b>J5 \$</b></p> <p>Other<br/><b>J6 \$</b></p> <p>Property count<br/><b>J7</b></p> | <p>Cash and term deposits <b>E \$</b></p> <p>Debt securities <b>F \$</b></p> <p style="padding-left: 100px;">Loans <b>G \$</b></p> <p style="padding-left: 100px;">Listed shares <b>H \$</b></p> <p style="padding-left: 100px;">Unlisted shares <b>I \$</b></p> <p style="padding-left: 100px;">Limited recourse borrowing arrangements <b>J \$</b></p> <p style="padding-left: 100px;">Non-residential real property <b>K \$</b></p> <p style="padding-left: 150px;">Residential real property <b>L \$</b></p> <p style="padding-left: 100px;">Collectables and personal use assets <b>M \$</b></p> <p style="padding-left: 100px;">Other assets <b>O \$</b></p> |
|--|--|

---

15c Other investments

Crypto-Currency **N \$**

---

15d Overseas direct investments

Overseas shares **P \$**

Overseas non-residential real property **Q \$**

Overseas residential real property **R \$**

Overseas managed investments **S \$**

Other overseas assets **T \$**

|   |
|---|
| <b>TOTAL AUSTRALIAN AND OVERSEAS ASSETS U \$</b><br><small>(Sum of labels A to T)</small> |
|---|

---

**15e In-house assets**

Did the fund have a loan to, lease to or investment in, related parties (known as in-house assets) at the end of the income year?

**A** No      Yes    **) \$**



**15f Limited recourse borrowing arrangements**

If the fund had an LRBA were the LRBA borrowings from a licensed financial institution? **A** No  Yes

Did the members or related parties of the fund use personal guarantees or other security for the LRBA? **B** No  Yes

**16 LIABILITIES**

Borrowings for limited recourse borrowing arrangements

**V1 \$**

Permissible temporary borrowings

**V2 \$**

Other borrowings

**V3 \$**

Borrowings **V \$**

Total member closing account balances (total of all **CLOSING ACCOUNT BALANCES** from Sections F and G) **W \$**

Reserve accounts **X \$**

Other liabilities **Y \$**

**TOTAL LIABILITIES Z \$**

**Section I: Taxation of financial arrangements****17 Taxation of financial arrangements (TOFA)**

Total TOFA gains **H \$**

Total TOFA losses **I \$**

**Section J: Other information****Family trust election status**

If the trust or fund has made, or is making, a family trust election, write the four-digit **income year specified** of the election (for example, for the 2020–21 income year, write **2021**). **A**

If revoking or varying a family trust election, print **R** for revoke or print **V** for variation, and complete and attach the *Family trust election, revocation or variation 2021*. **B**

**Interposed entity election status**

If the trust or fund has an existing election, write the earliest income year specified. If the trust or fund is making one or more elections this year, write the earliest income year being specified and complete an *Interposed entity election or revocation 2021* for each election. **C**

If revoking an interposed entity election, print **R**, and complete and attach the *Interposed entity election or revocation 2021*. **D**

## Section K: Declarations

 Penalties may be imposed for false or misleading information in addition to penalties relating to any tax shortfalls.

### Important

Before making this declaration check to ensure that all income has been disclosed and the annual return, all attached schedules and any additional documents are true and correct in every detail. If you leave labels blank, you will have specified a zero amount or the label was not applicable to you. If you are in doubt about any aspect of the annual return, place all the facts before the ATO.

### Privacy

The ATO is authorised by the *Taxation Administration Act 1953* to request the provision of tax file numbers (TFNs). We will use the TFN to identify the entity in our records. It is not an offence not to provide the TFN. However if you do not provide the TFN, the processing of this form may be delayed.

Taxation law authorises the ATO to collect information and disclose it to other government agencies. For information about your privacy go to [ato.gov.au/privacy](http://ato.gov.au/privacy)

### TRUSTEE'S OR DIRECTOR'S DECLARATION:

I declare that, the current trustees and directors have authorised this annual return and it is documented as such in the SMSF's records. I have received a copy of the audit report and are aware of any matters raised therein. The information on this annual return, including any attached schedules and additional documentation is true and correct.

Authorised trustee's, director's or public officer's signature

Day / Month / Year  
Date

### Preferred trustee or director contact details:

Title: Mr Mrs Miss Ms Other

Family name

First given name

Other given names

Phone number

Email address

Non-individual trustee name (if applicable)

ABN of non-individual trustee

Time taken to prepare and complete this annual return Hrs

 The Commissioner of Taxation, as Registrar of the Australian Business Register, may use the ABN and business details which you provide on this annual return to maintain the integrity of the register. For further information, refer to the instructions.

### TAX AGENT'S DECLARATION:

I declare that the *Self-managed superannuation fund annual return 2021* has been prepared in accordance with information provided by the trustees, that the trustees have given me a declaration stating that the information provided to me is true and correct, and that the trustees have authorised me to lodge this annual return.

Tax agent's signature

Day / Month / Year  
Date

### Tax agent's contact details

Title: Mr Mrs Miss Ms Other

Family name

First given name

Other given names

Tax agent's practice

Tax agent's phone number

Reference number

Tax agent number

# Capital gains tax (CGT) schedule

# 202%

### When completing this form

- Print clearly, using a black or dark blue pen only.
- Use BLOCK LETTERS and print one character in each box.

|   |   |   |   |   |  |   |   |  |  |  |  |  |  |  |  |  |  |
|---|---|---|---|---|--|---|---|--|--|--|--|--|--|--|--|--|--|
| S | M | I | T | H |  | S | T |  |  |  |  |  |  |  |  |  |  |
|---|---|---|---|---|--|---|---|--|--|--|--|--|--|--|--|--|--|

- Do not use correction fluid or covering stickers.
- Sign next to any corrections with your **full signature** (not initials).

- Use in conjunction with company, trust, fund income tax return or the self-managed superannuation fund annual return.
- Refer to the *Guide to capital gains tax 202F* available on our website at [ato.gov.au](http://ato.gov.au) for instructions on how to complete this schedule.

### Tax file number (TFN)

- ❗ We are authorised by law to request your TFN. You do not have to quote your TFN. However, if you don't it could increase the chance of delay or error in processing your form.

### Australian business number (ABN)

### Taxpayer's name

## 1 Current year capital gains and capital losses

|   | Capital gain |  | Capital loss |
|---|--------------|--|--------------|
| Shares in companies listed on an Australian securities exchange                                   | <b>A \$</b>  |  | <b>K \$</b>  |
| Other shares  | <b>B \$</b>  |  | <b>L \$</b>  |
| Units in unit trusts listed on an Australian securities exchange                                  | <b>C \$</b>  |  | <b>M \$</b>  |
| Other units   | <b>D \$</b>  |  | <b>N \$</b>  |
| Real estate situated in Australia   | <b>E \$</b>  |  | <b>O \$</b>  |
| Other real estate   | <b>F \$</b>  |  | <b>P \$</b>  |
| Amount of capital gains from a trust (including a managed fund)                                   | <b>G \$</b>  |  |              |
| Collectables  | <b>H \$</b>  |  | <b>Q \$</b>  |
| Other CGT assets and any other CGT events   | <b>I \$</b>  |  | <b>R \$</b>  |
| Amount of capital gain previously deferred under transitional CGT relief for superannuation funds | <b>S \$</b>  |  |              |
| <b>Total current year capital gains</b>   | <b>J \$</b>  |  |              |

Add the amounts at labels **K** to **R** and write the total in item 2 label **A – Total current year capital losses**.

---

**2 Capital losses**

Total current year capital losses **A \$**

Total current year capital losses applied **B \$**

Total prior year net capital losses applied **C \$**

Total capital losses transferred in applied  
(only for transfers involving a foreign bank branch or  
permanent establishment of a foreign financial entity) **D \$**

Total capital losses applied **E \$**

Add amounts at **B**, **C** and **D**.

---

**3 Unapplied net capital losses carried forward**

Net capital losses from collectables carried forward to later income years **A \$**

Other net capital losses carried forward to later income years **B \$**

Add amounts at **A** and **B** and transfer the total  
to label **V – Net capital losses carried forward  
to later income years** on your tax return.

---

**4 CGT discount**

Total CGT discount applied **A \$**

---

**5 CGT concessions for small business**

Small business active asset reduction **A \$**

Small business retirement exemption **B \$**

Small business rollover **C \$**

Total small business concessions applied **D \$**

---

**6 Net capital gain**

Net capital gain **A \$**

**1J less 2E less 4A less 5D** (cannot be less than  
zero). Transfer the amount at **A** to label **A – Net  
capital gain** on your tax return.

---

**7 Earnout arrangements**

Are you a party to an earnout arrangement? **A** Yes, as a buyer **Yes, as a seller** **No**  
(Print  in the appropriate box.)

**!** If you are a party to more than one earnout arrangement, copy and attach a separate sheet to this schedule providing the details requested here for each additional earnout arrangement.

How many years does the earnout arrangement run for? **B**

What year of that arrangement are you in? **C**

If you are the seller, what is the total estimated capital proceeds from the earnout arrangement? **D** \$

Amount of any capital gain or loss you made under your non-qualifying arrangement in the income year. **E** \$ / <sup>LOSS</sup>

**!** **Request for amendment**

If you received or provided a financial benefit under a look-through earnout right created in an earlier income year and you wish to seek an amendment to that earlier income year, complete the following:

Income year earnout right created **F**

Amended net capital gain or capital losses carried forward **G** \$ / <sup>LOSS</sup>

---

**8 Other CGT information required (if applicable)**

Small business 15 year exemption – exempt capital gains **A** \$ / <sup>CODE</sup>

Capital gains disregarded by a foreign resident **B** \$

Capital gains disregarded as a result of a scrip for scrip rollover **C** \$

Capital gains disregarded as a result of an inter-company asset rollover **D** \$

Capital gains disregarded by a demerging entity **E** \$

---

## Taxpayer's declaration

**!** If the schedule is not lodged with the income tax return you are required to sign and date the schedule.

### Important

Before making this declaration check to ensure that all the information required has been provided on this form and any attachments to this form, and that the information provided is true and correct in every detail. If you are in doubt about any aspect of the tax return, place all the facts before the ATO. The income tax law imposes heavy penalties for false or misleading statements.

### Privacy

Taxation law authorises the ATO to collect information and disclose it to other government agencies. This includes personal information of the person authorised to sign the declaration. For information about your privacy go to [ato.gov.au/privacy](http://ato.gov.au/privacy)

---

*I declare that the information on this form is true and correct.*

Signature

Date

Day

Month

Year

/ /

Contact name

Daytime contact number (include area code)

## Losses schedule

# 202%

Companies and trusts that do not join consolidated groups should complete and attach this schedule to their 202F tax return. Superannuation funds should complete and attach this schedule to their 202F tax return.

Print neatly in BLOCK LETTERS with a black or blue ballpoint pen only. Print one letter or number in each box. Do not use correction fluid or tape.

Place  in all applicable boxes.

Refer to *Losses schedule instructions 202F*, available on our website [ato.gov.au](http://ato.gov.au) for instructions on how to complete this schedule.

Tax file number (TFN)

Name of entity

Australian business number

---

### Part A – Losses carried forward to the 202%-2& income year – excludes film losses

#### 1 Tax losses carried forward to later income years

| Year of loss                         |          |
|--------------------------------------|----------|
| 200€–2F                              | <b>B</b> |
| 201J–G€                              | <b>C</b> |
| 201î –1J                             | <b>D</b> |
| 201Î –1î                             | <b>E</b> |
| 201î –1î                             | <b>F</b> |
| 201Í –1Î and<br>earlier income years | <b>G</b> |
| <b>Total</b>                         | <b>U</b> |

Transfer the amount at **U** to the **Tax losses carried forward to later income years** label on your tax return.

#### 2 Net capital losses carried forward to later income years

| Year of loss                         |          |
|--------------------------------------|----------|
| 2020–21                              | <b>H</b> |
| 2019–20                              | <b>I</b> |
| 201î –19                             | <b>J</b> |
| 201î –1î                             | <b>K</b> |
| 201Î –1î                             | <b>L</b> |
| 201Í –1Î and<br>earlier income years | <b>M</b> |
| <b>Total</b>                         | <b>V</b> |

Transfer the amount at **V** to the **Net capital losses carried forward to later income years** label on your tax return.

**Part B – Ownership and business continuity test** – company and listed widely held trust only

Complete item 3 of **Part B** if a loss is being carried forward to later income years and the business continuity test has to be satisfied in relation to that loss.

Do not complete items 1 or 2 of **Part B** if, in the 2020–21 income year, no loss has been claimed as a deduction, applied against a net capital gain or, in the case of companies, losses have not been transferred in or out.

**1 Whether continuity of majority ownership test passed**

**Note:** If the entity has deducted, applied, transferred in or transferred out (as applicable) in the 2020–21 income year a loss incurred in any of the listed years, print **X** in the **Yes** or **No** box to indicate whether the entity has satisfied the continuity of majority ownership test in respect of that loss.

| Year of loss                     |          |     |    |
|----------------------------------|----------|-----|----|
| 2020–21                          | <b>A</b> | Yes | No |
| 2019–20                          | <b>B</b> | Yes | No |
| 2018–19                          | <b>C</b> | Yes | No |
| 2017–18                          | <b>D</b> | Yes | No |
| 2016–17                          | <b>E</b> | Yes | No |
| 2015–16 and earlier income years | <b>F</b> | Yes | No |

**2 Amount of losses deducted/applied for which the continuity of majority ownership test is not passed but the business continuity test is satisfied** – excludes film losses

Tax losses **G**

Net capital losses **H**

**3 Losses carried forward for which the business continuity test must be satisfied before they can be deducted/applied in later years** – excludes film losses

Tax losses **I**

Net capital losses **J**

**4 Do current year loss provisions apply?**

Is the company required to calculate its taxable income or tax loss for the year under Subdivision 165-B or its net capital gain or net capital loss for the year under Subdivision 165-CB of the *Income Tax Assessment Act 1997* (ITAA 1997)?

**K** Yes No

**Part C – Unrealised losses** – company only

**Note:** These questions relate to the operation of Subdivision 165-CC of ITAA 1997.

Has a changeover time occurred in relation to the company after 1.00pm by legal time in the Australian Capital Territory on 11 November 1999?

**L** Yes No

If you printed **X** in the **No** box at **L**, do not complete **M**, **N** or **O**.

At the changeover time did the company satisfy the maximum net asset value test under section 152-15 of ITAA 1997?

**M** Yes No

If you printed **X** in the **No** box at **M**, has the company determined it had an unrealised net loss at the changeover time?

**N** Yes No

If you printed **X** in the **Yes** box at **N**, what was the amount of unrealised net loss calculated under section 165-115E of ITAA 1997?

**O**



---

## Part D – Life insurance companies

- Complying superannuation class tax losses carried forward to later income years **P**
- Complying superannuation net capital losses carried forward to later income years **Q**

---

## Part E – Controlled foreign company losses

- Current year CFC losses **M**
- CFC losses deducted **N**
- CFC losses carried forward **O**

---

## Part F – Tax losses reconciliation statement

- Balance of tax losses brought forward from the prior income year **A**
- ADD** Uplift of tax losses of designated infrastructure project entities **B**
- SUBTRACT** Net forgiven amount of debt **C**
- ADD** Tax loss incurred (if any) during current year **D**
- ADD** Tax loss amount from conversion of excess franking offsets **E**
- SUBTRACT** Net exempt income **F**
- SUBTRACT** Tax losses forgone **G**
- SUBTRACT** Tax losses deducted **H**
- SUBTRACT** Tax losses transferred out under Subdivision 170-A  
(only for transfers involving a foreign bank branch or a PE of a foreign financial entity) **I**
- Total tax losses carried forward to later income years **J**

Transfer the amount at **J** to the **Tax losses carried forward to later income years** label on your tax return.

---

**If the schedule is not lodged with the income tax return you are required to sign and date the schedule.**

**Important**

Before making this declaration check to ensure that all the information required has been provided on this form and any attachments to this form, and that the information provided is true and correct in every detail. If you are in doubt about any aspect of the tax return, place all the facts before the ATO. The income tax law imposes heavy penalties for false or misleading statements.

**Privacy**

Taxation law authorises the ATO to collect information and disclose it to other government agencies. This includes personal information of the person authorised to sign the declaration. For information about your privacy go to [ato.gov.au/privacy](http://ato.gov.au/privacy)

**Taxpayer's declaration**

*I declare that the information on this form is true and correct.*

Signature

Date                      Day                      /                      Month                      /                      Year

Contact person

Daytime contact number (include area code)

## Seaton SF

**General Ledger - Audit View**

For The Period 01 July 2020 - 30 June 2021

| Transaction Date  | Transaction Source           | Processed Date | Last Modified By             | Transaction Type | Description  | Units | Amount \$   | Balance \$  |
|---|------------------------------|----------------|------------------------------|------------------|--|-------|-------------|-------------|
| <b>Distributions Received (23800)</b>                   |                              |                |                              |                  |  |       |             |             |
| <u>APN AREIT Fund (APN0008AU)</u>                       |                              |                |                              |                  |  |       |             |             |
| 10/08/2020  | Bank Data Service            | 18/09/2021     | michelle@familyaaccos.com.au | Bank Statement   | APNFM LTD CLRACC AREIT02156 Distrib 50                                 |       | (352.22)    | (352.22)    |
| 10/09/2020  | Bank Data Service            | 18/09/2021     | michelle@familyaaccos.com.au | Bank Statement   | APNFM LTD CLRACC AREIT02156 Distrib 50                                 |       | (352.22)    | (704.44)    |
| 12/10/2020  | Bank Data Service            | 18/09/2021     | michelle@familyaaccos.com.au | Bank Statement   | APNFM LTD CLRACC AREIT02156 Distrib 50                                 |       | (352.22)    | (1,056.66)  |
| 10/11/2020  | Bank Data Service            | 18/09/2021     | michelle@familyaaccos.com.au | Bank Statement   | APNFM LTD CLRACC AREIT02156 Distrib 50                                 |       | (352.22)    | (1,408.88)  |
| 10/12/2020  | Bank Data Service            | 18/09/2021     | michelle@familyaaccos.com.au | Bank Statement   | APNFM LTD CLRACC AREIT02156 Distrib 50                                 |       | (352.22)    | (1,761.10)  |
| 11/01/2021  | Bank Data Service            | 18/09/2021     | michelle@familyaaccos.com.au | Bank Statement   | APNFM LTD CLRACC AREIT02156 Distrib 50                                 |       | (352.22)    | (2,113.32)  |
| 10/02/2021  | Bank Data Service            | 18/09/2021     | michelle@familyaaccos.com.au | Bank Statement   | APNFM LTD CLRACC AREIT02156 Distrib 50                                 |       | (352.22)    | (2,465.54)  |
| 10/03/2021  | Bank Data Service            | 18/09/2021     | michelle@familyaaccos.com.au | Bank Statement   | APNFM LTD CLRACC AREIT02156 Distrib 50<br>[System Matched Income Data] |       | (352.22)    | (2,817.76)  |
| 12/04/2021  | Bank Data Service            | 18/09/2021     | michelle@familyaaccos.com.au | Bank Statement   | APNFM LTD CLRACC AREIT02156 Distrib 50                                 |       | (352.22)    | (3,169.98)  |
| 10/05/2021  | Bank Data Service            | 18/09/2021     | michelle@familyaaccos.com.au | Bank Statement   | APNFM LTD CLRACC AREIT02156 Distrib 50                                 |       | (352.22)    | (3,522.20)  |
| 10/06/2021  | Bank Data Service            | 18/09/2021     | michelle@familyaaccos.com.au | Bank Statement   | APNFM LTD CLRACC AREIT02156 Distrib 50                                 |       | (352.22)    | (3,874.42)  |
| 30/06/2021  | michelle@familyaaccos.com.au | 18/09/2021     | michelle@familyaaccos.com.au | General Journal  | APN Property Group distribution receivable                             |       | (352.22)    | (4,226.64)  |
| 30/06/2021  | michelle@familyaaccos.com.au | 18/09/2021     |                              | General Journal  | APN0008AU - APN AREIT Fund - Custom Tax Data - 30/06/2021              |       | 0.00        | (4,226.64)  |
|   |                              |                |                              |                  |  |       | (4,226.64)  | (4,226.64)  |
| <u>Pendal Wholesale Property Securities (BTA0061AU)</u> |                              |                |                              |                  |  |       |             |             |
| 09/10/2020  | Bank Data Service            | 18/09/2021     | michelle@familyaaccos.com.au | Bank Statement   | BT SPW C13797258 50  |       | (190.18)    | (190.18)    |
| 11/01/2021  | Bank Data Service            | 18/09/2021     | michelle@familyaaccos.com.au | Bank Statement   | BT SPW C13797258 50  |       | (629.96)    | (820.14)    |
| 07/04/2021  | Bank Data Service            | 18/09/2021     | michelle@familyaaccos.com.au | Bank Statement   | PENDAL PENDAL0002243764 50   |       | (392.24)    | (1,212.38)  |
| 30/06/2021  | michelle@familyaaccos.com.au | 18/09/2021     | michelle@familyaaccos.com.au | General Journal  | Pendal Property securities fund distribution receivable                |       | (11,139.60) | (12,351.98) |

Seaton SF

# General Ledger - Audit View

For The Period 01 July 2020 - 30 June 2021

| Transaction Date                                 | Transaction Source                     | Processed Date | Last Modified By                       | Transaction Type | Description   | Units | Amount \$   | Balance \$  |
|--|--|----------------|--|------------------|---|-------|-------------|-------------|
| 30/06/2021                                       | michelle@pamilyaacco<br>untants.com.au | 18/09/2021     |  | General Journal  | BTA0061AU - Pental Wholesale Property Securities - Custom Tax Data - 30/06/2021 |       | 0.00        | (12,351.98) |
|  |  |                |  |                  |   |       | (12,351.98) | (12,351.98) |
| <u>Bentham Ws Global Income Fund (CSA0038AU)</u> |  |                |  |                  |   |       |             |             |
| 07/08/2020                                       | Bank Data Service                      | 18/09/2021     | michelle@pamilyaacco<br>untants.com.au | Bank Statement   | FPSL DISTRIBUTIO FPL DI 400207032 50  |       | (268.59)    | (268.59)    |
| 04/09/2020                                       | Bank Data Service                      | 18/09/2021     | michelle@pamilyaacco<br>untants.com.au | Bank Statement   | FPSL DISTRIBUTIO FPL DI 400207032 50  |       | (271.93)    | (540.52)    |
| 08/10/2020                                       | Bank Data Service                      | 18/09/2021     | michelle@pamilyaacco<br>untants.com.au | Bank Statement   | FPSL DISTRIBUTIO FPL DI 400207032 50  |       | (274.69)    | (815.21)    |
| 06/11/2020                                       | Bank Data Service                      | 18/09/2021     | michelle@pamilyaacco<br>untants.com.au | Bank Statement   | FPSL DISTRIBUTIO FPL DI 400207032 50  |       | (275.10)    | (1,090.31)  |
| 07/12/2020                                       | Bank Data Service                      | 18/09/2021     | michelle@pamilyaacco<br>untants.com.au | Bank Statement   | FPSL DISTRIBUTIO FPL DI 400207032 50  |       | (276.71)    | (1,367.02)  |
| 11/01/2021                                       | Bank Data Service                      | 18/09/2021     | michelle@pamilyaacco<br>untants.com.au | Bank Statement   | FPSL DISTRIBUTIO FPL DI 400207032 50  |       | (282.30)    | (1,649.32)  |
| 05/02/2021                                       | Bank Data Service                      | 18/09/2021     | michelle@pamilyaacco<br>untants.com.au | Bank Statement   | FPSL DISTRIBUTIO FPL DI 400207032 50  |       | (284.97)    | (1,934.29)  |
| 05/03/2021                                       | Bank Data Service                      | 18/09/2021     | michelle@pamilyaacco<br>untants.com.au | Bank Statement   | FPSL DISTRIBUTIO FPL DI 400207032 50  |       | (286.85)    | (2,221.14)  |
| 12/04/2021                                       | Bank Data Service                      | 18/09/2021     | michelle@pamilyaacco<br>untants.com.au | Bank Statement   | FPSL DISTRIBUTIO FPL DI 400207032 50  |       | (832.87)    | (3,054.01)  |
| 11/05/2021                                       | Bank Data Service                      | 18/09/2021     | michelle@pamilyaacco<br>untants.com.au | Bank Statement   | FPSL DISTRIBUTIO FPL DI 400207032 50  |       | (845.91)    | (3,899.92)  |
| 07/06/2021                                       | Bank Data Service                      | 18/09/2021     | michelle@pamilyaacco<br>untants.com.au | Bank Statement   | FPSL DISTRIBUTIO FPL DI 400207032 50  |       | (837.68)    | (4,737.60)  |
| 30/06/2021                                       | michelle@pamilyaacco<br>untants.com.au | 18/09/2021     | michelle@pamilyaacco<br>untants.com.au | General Journal  | Bentham Global Income Fund Distribution Receivable                              |       | (1,046.19)  | (5,783.79)  |
| 30/06/2021                                       | michelle@pamilyaacco<br>untants.com.au | 18/09/2021     |  | General Journal  | CSA0038AU - Bentham Ws Global Income Fund - Custom Tax Data - 30/06/2021        |       | 0.00        | (5,783.79)  |
|  |  |                |  |                  |   |       | (5,783.79)  | (5,783.79)  |
| <u>SGH Ice (ETL0062AU)</u>                       |  |                |  |                  |   |       |             |             |
| 07/01/2021                                       | Bank Data Service                      | 18/09/2021     | michelle@pamilyaacco<br>untants.com.au | Bank Statement   | SGH SGH0002166894 50  |       | (386.91)    | (386.91)    |
| 30/06/2021                                       | michelle@pamilyaacco<br>untants.com.au | 18/09/2021     | michelle@pamilyaacco<br>untants.com.au | General Journal  | sGH ICE distribution receivable   |       | (13,560.00) | (13,946.91) |
| 30/06/2021                                       | michelle@pamilyaacco<br>untants.com.au | 18/09/2021     |  | General Journal  | ETL0062AU - SGH Ice - Custom Tax Data - 30/06/2021                              |       | 0.00        | (13,946.91) |
|  |  |                |  |                  |   |       | (13,946.91) | (13,946.91) |

Seaton SF

# General Ledger - Audit View

For The Period 01 July 2020 - 30 June 2021

| Transaction Date  | Transaction Source                  | Processed Date | Last Modified By                    | Transaction Type | Description   | Units | Amount \$   | Balance \$  |
|---|-------------------------------------|----------------|-------------------------------------|------------------|---|-------|-------------|-------------|
| <u>Fidelity Global Emerging Markets Fund (managed Fund) (FEMX.AX)</u> |                                     |                |                                     |                  |   |       |             |             |
| 30/06/2021  | michelle@pamilyaacco untants.com.au | 18/09/2021     | michelle@pamilyaacco untants.com.au | General Journal  | Fidelity Global Emerging Markets Fund Distribution Receivable                                 |       | (175.52)    | (175.52)    |
| 30/06/2021  | michelle@pamilyaacco untants.com.au | 18/09/2021     |                                     | General Journal  | FEMX.AX - Fidelity Global Emerging Markets Fund (managed Fund) - Custom Tax Data - 30/06/2021 |       | 0.00        | (175.52)    |
|   |                                     |                |                                     |                  |   |       | (175.52)    | (175.52)    |
| <u>Fidelity Aust Equities Fund (FID0008AU)</u>                        |                                     |                |                                     |                  |   |       |             |             |
| 13/11/2020  | Bank Data Service                   | 18/09/2021     | michelle@pamilyaacco untants.com.au | Bank Statement   | FIL RESPONSIBLE FIL0003573878 50 [System Matched Income Data]                                 |       | (1,117.64)  | (1,117.64)  |
| 12/04/2021  | Bank Data Service                   | 18/09/2021     | michelle@pamilyaacco untants.com.au | Bank Statement   | FIL RESPONSIBLE FIL0003690127 50  |       | (223.20)    | (1,340.84)  |
| 30/06/2021  | michelle@pamilyaacco untants.com.au | 18/09/2021     | michelle@pamilyaacco untants.com.au | General Journal  | Fidelity Australian Equities Fund Distribution Receivable                                     |       | (6,090.61)  | (7,431.45)  |
| 30/06/2021  | michelle@pamilyaacco untants.com.au | 18/09/2021     |                                     | General Journal  | FID0008AU - Fidelity Aust Equities Fund - Custom Tax Data - 30/06/2021                        |       | 0.00        | (7,431.45)  |
|   |                                     |                |                                     |                  |   |       | (7,431.45)  | (7,431.45)  |
| <u>Greencape Wsale Broadcap Fund (HOW0034AU)</u>                      |                                     |                |                                     |                  |   |       |             |             |
| 12/10/2020  | Bank Data Service                   | 18/09/2021     | michelle@pamilyaacco untants.com.au | Bank Statement   | FPL DISTRIBUTION FPL DI 400206786 50  |       | (360.48)    | (360.48)    |
| 26/11/2020  | Bank Data Service                   | 18/09/2021     | michelle@pamilyaacco untants.com.au | Bank Statement   | FPL DISTRIBUTION FPL DI 400206786 50  |       | (5,810.93)  | (6,171.41)  |
| 13/01/2021  | Bank Data Service                   | 18/09/2021     | michelle@pamilyaacco untants.com.au | Bank Statement   | FPL DISTRIBUTION FPL DI 400206786 50  |       | (330.48)    | (6,501.89)  |
| 13/04/2021  | Bank Data Service                   | 18/09/2021     | michelle@pamilyaacco untants.com.au | Bank Statement   | FPL DISTRIBUTION FPL DI 400206786 50  |       | (653.01)    | (7,154.90)  |
| 30/06/2021  | michelle@pamilyaacco untants.com.au | 18/09/2021     | michelle@pamilyaacco untants.com.au | General Journal  | Greencape Broadcap Fund distributions receivable  |       | (4,361.40)  | (11,516.30) |
| 30/06/2021  | michelle@pamilyaacco untants.com.au | 18/09/2021     |                                     | General Journal  | HOW0034AU - Greencape Wsale Broadcap Fund - Custom Tax Data - 30/06/2021                      |       | 0.00        | (11,516.30) |
|   |                                     |                |                                     |                  |   |       | (11,516.30) | (11,516.30) |
| <u>Ardea Real Outcome Fund (HOW0098AU)</u>                            |                                     |                |                                     |                  |   |       |             |             |
| 12/10/2020  | Bank Data Service                   | 18/09/2021     | michelle@pamilyaacco untants.com.au | Bank Statement   | FPL DISTRIBUTION FPL DI 400298288 50  |       | (400.18)    | (400.18)    |
| 23/10/2020  | Bank Data Service                   | 18/09/2021     | michelle@pamilyaacco untants.com.au | Bank Statement   | FPL DISTRIBUTION FPL DI 400298288 50  |       | (1,305.90)  | (1,706.08)  |
| 11/01/2021  | Bank Data Service                   | 18/09/2021     | michelle@pamilyaac                  | Bank Statement   | FPL DISTRIBUTION FPL DI 400298288 50  |       | (592.28)    | (2,298.36)  |

Seaton SF

# General Ledger - Audit View

For The Period 01 July 2020 - 30 June 2021

| Transaction Date  | Transaction Source                     | Processed Date | Last Modified By                       | Transaction Type | Description   | Units | Amount \$  | Balance \$ |
|---|--|----------------|--|------------------|---|-------|------------|------------|
|   |  |                | countants.com.au                       |                  |   |       |            |            |
| 12/04/2021  | Bank Data Service                      | 18/09/2021     | michelle@pamilyaacco<br>untants.com.au | Bank Statement   | FPL DISTRIBUTION FPL DI 400298288 50  |       | (585.92)   | (2,884.28) |
| 30/06/2021  | michelle@pamilyaacco<br>untants.com.au | 18/09/2021     |  | General Journal  | HOW0098AU - Ardea Real Outcome Fund - Custom Tax Data - 30/06/2021                |       | 0.00       | (2,884.28) |
|   |  |                |  |                  |   |       | (2,884.28) | (2,884.28) |
| <u>Investors Mutual Australian Share Fund (IML0002AU)</u> |  |                |  |                  |   |       |            |            |
| 07/01/2021  | Bank Data Service                      | 18/09/2021     | michelle@pamilyaacco<br>untants.com.au | Bank Statement   | INVESTORS MUTUAL Distribution IML00 50  |       | (1,585.49) | (1,585.49) |
| 30/06/2021  | michelle@pamilyaacco<br>untants.com.au | 18/09/2021     | michelle@pamilyaacco<br>untants.com.au | General Journal  | Investors Mutual Ltd distribution receivable                                      |       | (6,799.65) | (8,385.14) |
| 30/06/2021  | michelle@pamilyaacco<br>untants.com.au | 18/09/2021     |  | General Journal  | IML0002AU - Investors Mutual Australian Share Fund - Custom Tax Data - 30/06/2021 |       | 0.00       | (8,385.14) |
|   |  |                |  |                  |   |       | (8,385.14) | (8,385.14) |
| <u>Janus Henderson Aust Fixed Interest (IOF0046AU)</u>    |  |                |  |                  |   |       |            |            |
| 08/10/2020  | Bank Data Service                      | 18/09/2021     | michelle@pamilyaacco<br>untants.com.au | Bank Statement   | Janus Henderson 200025427 DVND 56   |       | (1,166.99) | (1,166.99) |
| 08/01/2021  | Bank Data Service                      | 18/09/2021     | michelle@pamilyaacco<br>untants.com.au | Bank Statement   | Janus Henderson 200025427 DVND 56   |       | (643.80)   | (1,810.79) |
| 09/04/2021  | Bank Data Service                      | 18/09/2021     | michelle@pamilyaacco<br>untants.com.au | Bank Statement   | Janus Henderson 200025427 DVND 56   |       | (704.33)   | (2,515.12) |
| 30/06/2021  | michelle@pamilyaacco<br>untants.com.au | 18/09/2021     | michelle@pamilyaacco<br>untants.com.au | General Journal  | Janus Henderson Aust Fixed Distribution receivable                                |       | (2,492.00) | (5,007.12) |
| 30/06/2021  | michelle@pamilyaacco<br>untants.com.au | 18/09/2021     |  | General Journal  | IOF0046AU - Janus Henderson Aust Fixed Interest - Custom Tax Data - 30/06/2021    |       | 0.00       | (5,007.12) |
|   |  |                |  |                  |   |       | (5,007.12) | (5,007.12) |
| <u>Henderson Tactical Income Trust (IOF0145AU)</u>        |  |                |  |                  |   |       |            |            |
| 08/10/2020  | Bank Data Service                      | 18/09/2021     | michelle@pamilyaacco<br>untants.com.au | Bank Statement   | Janus Henderson 200025427 DVND 56   |       | (417.85)   | (417.85)   |
| 08/01/2021  | Bank Data Service                      | 18/09/2021     | michelle@pamilyaacco<br>untants.com.au | Bank Statement   | Janus Henderson 200025427 DVND 56   |       | (285.24)   | (703.09)   |
| 09/04/2021  | Bank Data Service                      | 18/09/2021     | michelle@pamilyaacco<br>untants.com.au | Bank Statement   | Janus Henderson 200025427 DVND 56   |       | (468.34)   | (1,171.43) |
| 30/06/2021  | michelle@pamilyaacco<br>untants.com.au | 18/09/2021     | michelle@pamilyaacco<br>untants.com.au | General Journal  | Henderson Tactical Income Fund Distribution receivable                            |       | (805.08)   | (1,976.51) |
| 30/06/2021  | michelle@pamilyaacco<br>untants.com.au | 18/09/2021     |  | General Journal  | IOF0145AU - Henderson Tactical Income Trust - Custom Tax Data - 30/06/2021        |       | 0.00       | (1,976.51) |

Seaton SF

# General Ledger - Audit View

For The Period 01 July 2020 - 30 June 2021

| Transaction Date                                  | Transaction Source                  | Processed Date | Last Modified By                    | Transaction Type | Description   | Units | Amount \$   | Balance \$  |
|---|-------------------------------------|----------------|-------------------------------------|------------------|---|-------|-------------|-------------|
|   |                                     |                |                                     |                  |   |       | (1,976.51)  | (1,976.51)  |
| <u>IFP Global Franchise (MAQ0404AU)</u>           |                                     |                |                                     |                  |   |       |             |             |
| 30/06/2021  | michelle@pamilyaacco untants.com.au | 18/09/2021     | michelle@pamilyaacco untants.com.au | General Journal  | IFP Global Franchise Fund distribution receivable                         |       | (10,410.11) | (10,410.11) |
| 30/06/2021  | michelle@pamilyaacco untants.com.au | 18/09/2021     |                                     | General Journal  | MAQ0404AU - IFP Global Franchise - Custom Tax Data - 30/06/2021           |       | 0.00        | (10,410.11) |
|   |                                     |                |                                     |                  |   |       | (10,410.11) | (10,410.11) |
| <u>Arrowstreet Global Equity Fund (MAQ0464AU)</u> |                                     |                |                                     |                  |   |       |             |             |
| 12/01/2021  | Bank Data Service                   | 18/09/2021     | michelle@pamilyaacco untants.com.au | Bank Statement   | MIML 1 85954 14077 50   |       | (215.10)    | (215.10)    |
| 30/06/2021  | michelle@pamilyaacco untants.com.au | 18/09/2021     | michelle@pamilyaacco untants.com.au | General Journal  | Arrowstreet Global Equity distribution receivable                         |       | (16,776.73) | (16,991.83) |
| 30/06/2021  | michelle@pamilyaacco untants.com.au | 18/09/2021     |                                     | General Journal  | MAQ0464AU - Arrowstreet Global Equity Fund - Custom Tax Data - 30/06/2021 |       | 0.00        | (16,991.83) |
|   |                                     |                |                                     |                  |   |       | (16,991.83) | (16,991.83) |
| <u>Magellan Global Fund (MGE0001AU)</u>           |                                     |                |                                     |                  |   |       |             |             |
| 19/11/2020  | Bank Data Service                   | 23/09/2021     | michelle@pamilyaacco untants.com.au | Bank Statement   | MAGELLAN MAGELLAN0002116705 50 [System Matched Income Data]               |       | (1,679.73)  | (1,679.73)  |
| 30/06/2021  | michelle@pamilyaacco untants.com.au | 23/09/2021     | michelle@pamilyaacco untants.com.au | General Journal  | Magellan Global Fund Distribution receivable                              |       | (3,195.67)  | (4,875.40)  |
| 30/06/2021  | michelle@pamilyaacco untants.com.au | 23/09/2021     |                                     | General Journal  | MGE0001AU - Magellan Global Fund - Generate Tax Data - 30/06/2021         |       | 0.00        | (4,875.40)  |
|   |                                     |                |                                     |                  |   |       | (4,875.40)  | (4,875.40)  |
| <u>Magellan Infrastructure Fd (MGE0002AU)</u>     |                                     |                |                                     |                  |   |       |             |             |
| 15/01/2021  | Bank Data Service                   | 23/09/2021     | michelle@pamilyaacco untants.com.au | Bank Statement   | MAGELLAN MAGELLAN0002173489 50 [System Matched Income Data]               |       | (2,506.03)  | (2,506.03)  |
| 30/06/2021  | michelle@pamilyaacco untants.com.au | 23/09/2021     | michelle@pamilyaacco untants.com.au | General Journal  | Magellan Infrastructure Fund Distribution receivable                      |       | (2,506.03)  | (5,012.06)  |
| 30/06/2021  | michelle@pamilyaacco untants.com.au | 23/09/2021     |                                     | General Journal  | MGE0002AU - Magellan Infrastructure Fd - Generate Tax Data - 30/06/2021   |       | 0.00        | (5,012.06)  |
|   |                                     |                |                                     |                  |   |       | (5,012.06)  | (5,012.06)  |
| <u>Platinum - Japan Fund (PLA0003AU)</u>          |                                     |                |                                     |                  |   |       |             |             |
| 30/06/2021  | michelle@pamilyaacco untants.com.au | 23/09/2021     | michelle@pamilyaacco untants.com.au | General Journal  | Platinum Japan Fund distribution receivable                               |       | (1,398.58)  | (1,398.58)  |
| 30/06/2021  | michelle@pamilyaacco untants.com.au | 23/09/2021     |                                     | General Journal  | PLA0003AU - Platinum - Japan Fund - Generate Tax Data - 30/06/2021        |       | 0.00        | (1,398.58)  |

Seaton SF

# General Ledger - Audit View

For The Period 01 July 2020 - 30 June 2021

| Transaction Date                                       | Transaction Source                  | Processed Date | Last Modified By                    | Transaction Type | Description  | Units | Amount \$   | Balance \$  |
|--|-------------------------------------|----------------|-------------------------------------|------------------|--|-------|-------------|-------------|
|  |                                     |                |                                     |                  |  |       | (1,398.58)  | (1,398.58)  |
| <u>Platinum - Asia Fund (PLA0004AU)</u>                |                                     |                |                                     |                  |  |       |             |             |
| 30/06/2021   | michelle@pamilyaacco untants.com.au | 23/09/2021     | michelle@pamilyaacco untants.com.au | General Journal  | Platinum Asia Fund Distribution receivable                                     |       | (9,719.33)  | (9,719.33)  |
| 30/06/2021   | michelle@pamilyaacco untants.com.au | 23/09/2021     |                                     | General Journal  | PLA0004AU - Platinum - Asia Fund - Generate Tax Data - 30/06/2021              |       | 0.00        | (9,719.33)  |
|  |                                     |                |                                     |                  |  |       | (9,719.33)  | (9,719.33)  |
| <u>Pendal Wsale Smaller Companies Fund (RFA0819AU)</u> |                                     |                |                                     |                  |  |       |             |             |
| 16/11/2020   | Bank Data Service                   | 18/09/2021     | michelle@pamilyaacco untants.com.au | Bank Statement   | BT SWT C13797258 50  |       | (3,393.76)  | (3,393.76)  |
| 30/06/2021   | michelle@pamilyaacco untants.com.au | 18/09/2021     | michelle@pamilyaacco untants.com.au | General Journal  | Pendal Smaller Companies Fund distribution receivable                          |       | (18,051.90) | (21,445.66) |
| 30/06/2021   | michelle@pamilyaacco untants.com.au | 18/09/2021     |                                     | General Journal  | RFA0819AU - Pendal Wsale Smaller Companies Fund - Custom Tax Data - 30/06/2021 |       | 0.00        | (21,445.66) |
|  |                                     |                |                                     |                  |  |       | (21,445.66) | (21,445.66) |
| <u>Schroder Wholesale Aust Equity Fund (SCH0101AU)</u> |                                     |                |                                     |                  |  |       |             |             |
| 07/01/2021   | Bank Data Service                   | 18/09/2021     | michelle@pamilyaacco untants.com.au | Bank Statement   | SCHRODER INVESTM SCH0003615348 50  |       | (1,331.04)  | (1,331.04)  |
| 30/06/2021   | michelle@pamilyaacco untants.com.au | 18/09/2021     | michelle@pamilyaacco untants.com.au | General Journal  | Schroder Wholesale Australian equity fund distribution receivable              |       | (1,487.12)  | (2,818.16)  |
| 30/06/2021   | michelle@pamilyaacco untants.com.au | 18/09/2021     |                                     | General Journal  | SCH0101AU - Schroder Wholesale Aust Equity Fund - Custom Tax Data - 30/06/2021 |       | 0.00        | (2,818.16)  |
|  |                                     |                |                                     |                  |  |       | (2,818.16)  | (2,818.16)  |
| <u>Legg Msn Brandywine Gbl Incm OptFd (SSB0515AU)</u>  |                                     |                |                                     |                  |  |       |             |             |
| 08/01/2021   | Bank Data Service                   | 18/09/2021     | michelle@pamilyaacco untants.com.au | Bank Statement   | RBC IST Distr aubqB26G000009AC DVND 56   |       | (4,597.38)  | (4,597.38)  |
| 30/06/2021   | michelle@pamilyaacco untants.com.au | 18/09/2021     | michelle@pamilyaacco untants.com.au | General Journal  | Legg Mason Brandywine distribution receivable                                  |       | (3,313.21)  | (7,910.59)  |
| 30/06/2021   | michelle@pamilyaacco untants.com.au | 18/09/2021     |                                     | General Journal  | SSB0515AU - Legg Msn Brandywine Gbl Incm OptFd - Custom Tax Data - 30/06/2021  |       | 0.00        | (7,910.59)  |
|  |                                     |                |                                     |                  |  |       | (7,910.59)  | (7,910.59)  |
| <u>Resolution Cap Gbl Prop Sec Fund (WHT0015AU22)</u>  |                                     |                |                                     |                  |  |       |             |             |
| 15/01/2021   | Bank Data Service                   | 23/09/2021     | michelle@pamilyaacco untants.com.au | Bank Statement   | RBC IST Distr aubqB26G000009D2 DVND 56   |       | (1,406.25)  | (1,406.25)  |



Seaton SF

# General Ledger - Audit View

For The Period 01 July 2020 - 30 June 2021

| Transaction Date   | Transaction Source                  | Processed Date | Last Modified By                    | Transaction Type | Description  | Units | Amount \$    | Balance \$   |
|--|-------------------------------------|----------------|-------------------------------------|------------------|--|-------|--------------|--------------|
| 16/04/2021   | Bank Data Service                   | 23/09/2021     | michelle@pamilyaacco untants.com.au | Bank Statement   | RBC IST Distr aubqB26G00000A5D DVND 56   |       | (507.64)     | (1,913.89)   |
| 30/06/2021   | michelle@pamilyaacco untants.com.au | 23/09/2021     | michelle@pamilyaacco untants.com.au | General Journal  | bring in trust dist receivable Resolution Capital Global                               |       | (577.45)     | (2,491.34)   |
| 30/06/2021   | michelle@pamilyaacco untants.com.au | 23/09/2021     |                                     | General Journal  | WHT0015AU22 - Resolution Cap Gibl Prop Sec Fund - Custom Tax Data - 30/06/2021         |       | 0.00         | (2,491.34)   |
|  |                                     |                |                                     |                  |  |       | (2,491.34)   | (2,491.34)   |
| <b>Contributions (24200)</b>   |                                     |                |                                     |                  |  |       |              |              |
| <u>(Contributions) Seaton, Judith Anne - Accumulation (SEAJUD00002A)</u> |                                     |                |                                     |                  |  |       |              |              |
| 22/12/2020   | Bank Data Service                   | 23/09/2021     | michelle@pamilyaacco untants.com.au | Bank Statement   | CONCESSION CONTRIB DF  |       | (300,000.00) | (300,000.00) |
| 09/06/2021   | Bank Data Service                   | 18/09/2021     | michelle@pamilyaacco untants.com.au | Bank Statement   | JUDY CONCESSION DF   |       | (20,000.00)  | (320,000.00) |
| 10/06/2021   | Bank Data Service                   | 18/09/2021     | michelle@pamilyaacco untants.com.au | Bank Statement   | TFR REF JUDY CONCESSION DF   |       | (5,000.00)   | (325,000.00) |
|  |                                     |                |                                     |                  |  |       | (325,000.00) | (325,000.00) |
| <b>Changes in Market Values of Investments (24700)</b>                   |                                     |                |                                     |                  |  |       |              |              |
| <u>Changes in Market Values of Investments (24700)</u>                   |                                     |                |                                     |                  |  |       |              |              |
| 30/11/2020   | SYSTEM                              | 29/11/2020     |                                     | System Journal   | Revaluation - 26/11/2020 @ \$1.637100 (Exit) - 54,347.826100 Units on hand (WHT0015AU) |       | (4,994.57)   | (4,994.57)   |
| 30/11/2020   | SYSTEM                              | 29/11/2020     |                                     | System Journal   | Revaluation - 25/11/2020 @ \$3.152300 (Exit) - 38,399.020000 Units on hand (MAQ0410AU) |       | (9,538.32)   | (14,532.89)  |
| 30/11/2020   | SYSTEM                              | 29/11/2020     |                                     | System Journal   | Revaluation - 26/11/2020 @ \$1.676300 (Exit) - 99,669.045400 Units on hand (HOW0034AU) |       | (16,435.42)  | (30,968.31)  |
| 30/11/2020   | SYSTEM                              | 29/11/2020     |                                     | System Journal   | Revaluation - 26/11/2020 @ \$2.013100 (Exit) - 52,289.980000 Units on hand (PLA0002AU) |       | (8,910.21)   | (39,878.52)  |
| 30/11/2020   | SYSTEM                              | 29/11/2020     |                                     | System Journal   | Revaluation - 26/11/2020 @ \$3.100300 (Exit) - 18,026.460000 Units on hand (PLA0004AU) |       | (4,843.71)   | (44,722.23)  |
| 30/11/2020   | SYSTEM                              | 29/11/2020     |                                     | System Journal   | Revaluation - 26/11/2020 @ \$1.370200 (Exit) - 45,325.437000 Units on hand (LAZ0003AU) |       | (4,079.29)   | (48,801.52)  |
| 30/11/2020   | SYSTEM                              | 29/11/2020     |                                     | System Journal   | Revaluation - 26/11/2020 @ \$1.337600 (Exit) - 85,255.256300 Units on hand             |       | (13,086.68)  | (61,888.20)  |

Seaton SF

# General Ledger - Audit View

For The Period 01 July 2020 - 30 June 2021

| Transaction Date | Transaction Source | Processed Date | Last Modified By | Transaction Type | Description   | Units | Amount \$   | Balance \$   |
|------------------|--------------------|----------------|------------------|------------------|---|-------|-------------|--------------|
|                  |                    |                |                  |                  | (SCH0101AU)   |       |             |              |
| 30/11/2020       | SYSTEM             | 29/11/2020     |                  | System Journal   | Revaluation - 26/11/2020 @ \$2.165100 (Exit) - 53,221.680000 Units on hand (FRT0009AU)  |       | (9,329.76)  | (71,217.96)  |
| 30/11/2020       | SYSTEM             | 29/11/2020     |                  | System Journal   | Revaluation - 25/11/2020 @ \$1.053200 (Exit) - 92,171.839200 Units on hand (CSA0038AU)  |       | (4,313.64)  | (75,531.60)  |
| 30/11/2020       | SYSTEM             | 29/11/2020     |                  | System Journal   | Revaluation - 25/11/2020 @ \$2.225700 (Exit) - 38,765.270000 Units on hand (MAQ0404AU)  |       | 6,144.30    | (69,387.30)  |
| 30/11/2020       | SYSTEM             | 29/11/2020     |                  | System Journal   | Revaluation - 26/11/2020 @ \$2.268900 (Exit) - 60,462.416600 Units on hand (ETL0062AU)  |       | (19,686.57) | (89,073.87)  |
| 30/11/2020       | SYSTEM             | 29/11/2020     |                  | System Journal   | Revaluation - 26/11/2020 @ \$1.057400 (Exit) - 73,597.056100 Units on hand (IOF0046AU)  |       | 596.13      | (88,477.74)  |
| 30/11/2020       | SYSTEM             | 29/11/2020     |                  | System Journal   | Revaluation - 26/11/2020 @ \$0.693400 (Exit) - 118,859.880000 Units on hand (BTA0061AU) |       | (10,566.64) | (99,044.38)  |
| 30/11/2020       | SYSTEM             | 29/11/2020     |                  | System Journal   | Revaluation - 26/11/2020 @ \$2.553900 (Exit) - 34,420.673600 Units on hand (MGE0001AU)  |       | 2,399.12    | (96,645.26)  |
| 30/11/2020       | SYSTEM             | 29/11/2020     |                  | System Journal   | Revaluation - 26/11/2020 @ \$1.088300 (Exit) - 47,406.072000 Units on hand (IOF0145AU)  |       | 587.83      | (96,057.43)  |
| 30/11/2020       | SYSTEM             | 29/11/2020     |                  | System Journal   | Revaluation - 26/11/2020 @ \$0.958900 (Exit) - 51,192.792100 Units on hand (HOW0098AU)  |       | 1,853.18    | (94,204.25)  |
| 30/11/2020       | SYSTEM             | 29/11/2020     |                  | System Journal   | Revaluation - 26/11/2020 @ \$1.078180 (Exit) - 28,475.426000 Units on hand (SSB0515AU)  |       | (1,029.95)  | (95,234.20)  |
| 30/11/2020       | SYSTEM             | 29/11/2020     |                  | System Journal   | Revaluation - 25/11/2020 @ \$1.140500 (Exit) - 78,551.800000 Units on hand (MAQ0464AU)  |       | (2,168.03)  | (97,402.23)  |
| 30/11/2020       | SYSTEM             | 29/11/2020     |                  | System Journal   | Revaluation - 26/11/2020 @ \$4.277200 (Exit) - 16,692.820000 Units on hand (PLA0003AU)  |       | (5,720.63)  | (103,122.86) |
| 30/11/2020       | SYSTEM             | 29/11/2020     |                  | System Journal   | Revaluation - 26/11/2020 @ \$0.932100 (Exit) - 87,873.460000 Units on hand (FRT0011AU)  |       | (237.26)    | (103,360.12) |
| 30/11/2020       | SYSTEM             | 29/11/2020     |                  | System Journal   | Revaluation - 26/11/2020 @ \$1.458700 (Exit) - 50,643.410000 Units on hand              |       | (9,196.84)  | (112,556.96) |

Seaton SF

# General Ledger - Audit View

For The Period 01 July 2020 - 30 June 2021

| Transaction Date | Transaction Source | Processed Date | Last Modified By                   | Transaction Type | Description   | Units | Amount \$      | Balance \$     |
|------------------|--------------------|----------------|------------------------------------|------------------|---|-------|----------------|----------------|
|                  |                    |                |                                    |                  | (APN0008AU)   |       |                |                |
| 30/11/2020       | SYSTEM             | 29/11/2020     |                                    | System Journal   | Revaluation - 26/11/2020 @ \$2.322600 (Exit) - 67,875.200000 Units on hand (RFA0819AU)      |       | (17,403.20)    | (129,960.16)   |
| 30/11/2020       | SYSTEM             | 29/11/2020     |                                    | System Journal   | Revaluation - 26/11/2020 @ \$2.860100 (Exit) - 52,849.666500 Units on hand (IML0002AU)      |       | (8,720.19)     | (138,680.35)   |
| 30/11/2020       | SYSTEM             | 29/11/2020     |                                    | System Journal   | Revaluation - 26/11/2020 @ \$1.307300 (Exit) - 92,473.212400 Units on hand (MGE0002AU)      |       | (2,441.29)     | (141,121.64)   |
| 30/11/2020       | SYSTEM             | 29/11/2020     |                                    | System Journal   | Revaluation - 26/11/2020 @ \$34.901900 (Exit) - 4,384.070000 Units on hand (FID0008AU)      |       | (9,911.94)     | (151,033.58)   |
| 16/12/2020       | Bank Data Service  | 18/09/2021     | michelle@pamilyaaccountants.com.au | Bank Statement   | PLATINUM INVEST PLAT72888PIF CWDL 50 (PLA0002AU)  |       | (364.31)       | (151,397.89)   |
| 16/12/2020       | SYSTEM             | 18/09/2021     |                                    | System Journal   | Unrealised Gain writeback as at 16/12/2020 (PLA0002AU)                                      |       | 264.96         | (151,132.93)   |
| 17/12/2020       | Bank Data Service  | 18/09/2021     | michelle@pamilyaaccountants.com.au | Bank Statement   | MIML 1 85954 14033 50 (MAQ0410AU)   |       | (50,876.28)    | (202,009.21)   |
| 17/12/2020       | SYSTEM             | 18/09/2021     |                                    | System Journal   | Unrealised Gain writeback as at 17/12/2020 (MAQ0410AU)                                      |       | 51,045.23      | (150,963.98)   |
| 18/12/2020       | Bank Data Service  | 18/09/2021     | michelle@pamilyaaccountants.com.au | Bank Statement   | LAZARD DD080 DDSEATSUF-00 50 (LAZ0003AU)  |       | 11,739.29      | (139,224.69)   |
| 18/12/2020       | SYSTEM             | 18/09/2021     |                                    | System Journal   | Unrealised Gain writeback as at 18/12/2020 (LAZ0003AU)                                      |       | (12,895.09)    | (152,119.78)   |
| 30/06/2021       | Michelle Gargar    | 23/09/2021     |                                    | System Journal   | Revaluation - 30/06/2021 @ \$1.856800 (Custom) - 79,174.042600 Units on hand (WHT0015AU)    |       | (18,037.53)    | (170,157.31)   |
| 30/06/2021       | Michelle Gargar    | 23/09/2021     |                                    | System Journal   | Revaluation - 30/06/2021 @ \$7.030000 (System Price) - 4,718.520000 Units on hand (FEMX.AX) |       | 66,828.80      | (103,328.51)   |
| 30/06/2021       | Michelle Gargar    | 23/09/2021     |                                    | System Journal   | Revaluation - 30/06/2021 @ \$1.790400 (Custom) - 99,669.045400 Units on hand (HOW0034AU)    |       | (11,372.24)    | (114,700.75)   |
| 30/06/2021       | Michelle Gargar    | 23/09/2021     |                                    | System Journal   | Revaluation - 30/06/2021 @ \$2.722300 (Custom) - 18,026.460000 Units on hand (PLA0004AU)    |       | 6,814.00       | (107,886.75)   |
| 30/06/2021       | Michelle Gargar    | 23/09/2021     |                                    | System Journal   | Revaluation - 30/06/2021 @ \$1.451000 (Custom) - 85,255.256300 Units on hand (SCH0101AU)    |       | (9,667.95)     | (117,554.70)   |
| 30/06/2021       | Michelle Gargar    | 23/09/2021     |                                    | System Journal   | Revaluation - 30/06/2021 @ \$23.638500 (Custom) - 80,323.170000 Units on hand               |       | (1,723,488.99) | (1,841,043.69) |

Seaton SF

# General Ledger - Audit View

For The Period 01 July 2020 - 30 June 2021

| Transaction Date | Transaction Source | Processed Date | Last Modified By | Transaction Type | Description   | Units | Amount \$   | Balance \$     |
|------------------|--------------------|----------------|------------------|------------------|---|-------|-------------|----------------|
|                  |                    |                |                  |                  | (FRT0009AU)   |       |             |                |
| 30/06/2021       | Michelle Gargar    | 23/09/2021     |                  | System Journal   | Revaluation - 30/06/2021 @ \$1.049800 (Custom) - 92,171.839200 Units on hand (CSA0038AU)  |       | 313.38      | (1,840,730.31) |
| 30/06/2021       | Michelle Gargar    | 23/09/2021     |                  | System Journal   | Revaluation - 30/06/2021 @ \$2.439600 (Custom) - 74,501.890000 Units on hand (MAQ0404AU)  |       | (15,474.95) | (1,856,205.26) |
| 30/06/2021       | Michelle Gargar    | 23/09/2021     |                  | System Journal   | Revaluation - 30/06/2021 @ \$2.497300 (Custom) - 60,462.416600 Units on hand (ETL0062AU)  |       | (13,809.61) | (1,870,014.87) |
| 30/06/2021       | Michelle Gargar    | 23/09/2021     |                  | System Journal   | Revaluation - 30/06/2021 @ \$1.072200 (Custom) - 118,017.809400 Units on hand (IOF0046AU) |       | 1,282.83    | (1,868,732.04) |
| 30/06/2021       | Michelle Gargar    | 23/09/2021     |                  | System Journal   | Revaluation - 30/06/2021 @ \$0.667500 (Custom) - 118,859.880000 Units on hand (BTA0061AU) |       | 3,078.47    | (1,865,653.57) |
| 30/06/2021       | Michelle Gargar    | 23/09/2021     |                  | System Journal   | Revaluation - 30/06/2021 @ \$2.687600 (Custom) - 62,660.144300 Units on hand (MGE0001AU)  |       | (10,498.44) | (1,876,152.01) |
| 30/06/2021       | Michelle Gargar    | 23/09/2021     |                  | System Journal   | Revaluation - 30/06/2021 @ \$1.056000 (Custom) - 47,406.072000 Units on hand (IOF0145AU)  |       | 1,531.22    | (1,874,620.79) |
| 30/06/2021       | Michelle Gargar    | 23/09/2021     |                  | System Journal   | Revaluation - 30/06/2021 @ \$0.946700 (Custom) - 77,177.617000 Units on hand (HOW0098AU)  |       | 1,024.72    | (1,873,596.07) |
| 30/06/2021       | Michelle Gargar    | 23/09/2021     |                  | System Journal   | Revaluation - 30/06/2021 @ \$1.193930 (Custom) - 87,780.372000 Units on hand (SSB0515AU)  |       | 898.01      | (1,872,698.06) |
| 30/06/2021       | Michelle Gargar    | 23/09/2021     |                  | System Journal   | Revaluation - 30/06/2021 @ \$1.164800 (Custom) - 78,551.800000 Units on hand (MAQ0464AU)  |       | (1,908.81)  | (1,874,606.87) |
| 30/06/2021       | Michelle Gargar    | 23/09/2021     |                  | System Journal   | Revaluation - 30/06/2021 @ \$4.573300 (Custom) - 16,692.820000 Units on hand (PLA0003AU)  |       | (4,942.74)  | (1,879,549.61) |
| 30/06/2021       | Michelle Gargar    | 23/09/2021     |                  | System Journal   | Revaluation - 30/06/2021 @ \$0.927600 (Exit) - 87,873.460000 Units on hand (FRT0011AU)    |       | 395.43      | (1,879,154.18) |
| 30/06/2021       | Michelle Gargar    | 23/09/2021     |                  | System Journal   | Revaluation - 30/06/2021 @ \$1.535200 (Custom) - 50,643.410000 Units on hand (APN0008AU)  |       | (3,874.22)  | (1,883,028.40) |
| 30/06/2021       | Michelle Gargar    | 23/09/2021     |                  | System Journal   | Revaluation - 30/06/2021 @ \$2.338700 (Custom) - 67,875.200000 Units on hand              |       | (1,092.79)  | (1,884,121.19) |

Seaton SF

# General Ledger - Audit View

For The Period 01 July 2020 - 30 June 2021

| Transaction Date                   | Transaction Source | Processed Date | Last Modified By | Transaction Type | Description  | Units | Amount \$    | Balance \$     |
|------------------------------------|--------------------|----------------|------------------|------------------|--|-------|--------------|----------------|
|                                    |                    |                |                  |                  | (RFA0819AU)  |       |              |                |
| 30/06/2021                         | Michelle Gargar    | 23/09/2021     |                  | System Journal   | Revaluation - 30/06/2021 @ \$2.930000 (Custom) - 52,849.666500 Units on hand (IML0002AU) |       | (3,694.19)   | (1,887,815.38) |
| 30/06/2021                         | Michelle Gargar    | 23/09/2021     |                  | System Journal   | Revaluation - 30/06/2021 @ \$1.293700 (Custom) - 92,473.212400 Units on hand (MGE0002AU) |       | 1,257.64     | (1,886,557.74) |
| 30/06/2021                         | Michelle Gargar    | 23/09/2021     |                  | System Journal   | Revaluation - 30/06/2021 @ \$39.031500 (Custom) - 4,384.070000 Units on hand (FID0008AU) |       | (18,104.46)  | (1,904,662.20) |
| 30/06/2021                         | Michelle Gargar    | 29/09/2021     |                  | System Journal   | Revaluation - 30/06/2021 @ \$23.638500 (Custom) - 4,718.520000 Units on hand (FEMX.AX)   |       | (78,367.54)  | (1,983,029.74) |
| 30/06/2021                         | Michelle Gargar    | 29/09/2021     |                  | System Journal   | Revaluation - 30/06/2021 @ \$2.421500 (Custom) - 80,323.170000 Units on hand (FRT0009AU) |       | 1,704,216.69 | (278,813.05)   |
| 30/06/2021                         | Michelle Gargar    | 29/09/2021     |                  | System Journal   | Revaluation - 30/06/2021 @ \$2.943000 (Custom) - 52,849.666500 Units on hand (IML0002AU) |       | (687.05)     | (279,500.10)   |
|                                    |                    |                |                  |                  |  |       | (279,500.10) | (279,500.10)   |
| <b>Interest Received (25000)</b>   |                    |                |                  |                  |  |       |              |                |
| <u>Cash at Bank (MBL962850210)</u> |                    |                |                  |                  |  |       |              |                |
| 31/07/2020                         | Bank Data Service  | 07/08/2020     |                  | Bank Statement   | MACQUARIE CMA INTEREST PAID INTR 73  |       | (6.80)       | (6.80)         |
| 31/08/2020                         | Bank Data Service  | 02/09/2020     |                  | Bank Statement   | MACQUARIE CMA INTEREST PAID INTR 73  |       | (7.43)       | (14.23)        |
| 30/09/2020                         | Bank Data Service  | 02/10/2020     |                  | Bank Statement   | MACQUARIE CMA INTEREST PAID INTR 73  |       | (6.86)       | (21.09)        |
| 31/12/2020                         | Bank Data Service  | 02/01/2021     |                  | Bank Statement   | MACQUARIE CMA INTEREST PAID INTR 73  |       | (49.87)      | (70.96)        |
| 29/01/2021                         | Bank Data Service  | 31/01/2021     |                  | Bank Statement   | MACQUARIE CMA INTEREST PAID INTR 73  |       | (27.56)      | (98.52)        |
| 26/02/2021                         | Bank Data Service  | 28/02/2021     |                  | Bank Statement   | MACQUARIE CMA INTEREST PAID INTR 73  |       | (21.80)      | (120.32)       |
| 31/03/2021                         | Bank Data Service  | 01/04/2021     |                  | Bank Statement   | MACQUARIE CMA INTEREST PAID INTR 73  |       | (23.24)      | (143.56)       |
| 30/04/2021                         | Bank Data Service  | 02/05/2021     |                  | Bank Statement   | MACQUARIE CMA INTEREST PAID INTR 73  |       | (21.62)      | (165.18)       |
| 31/05/2021                         | Bank Data Service  | 02/06/2021     |                  | Bank Statement   | MACQUARIE CMA INTEREST PAID INTR 73  |       | (21.59)      | (186.77)       |
| 30/06/2021                         | Bank Data Service  | 01/07/2021     |                  | Bank Statement   | MACQUARIE CMA INTEREST PAID INTR 73  |       | (21.86)      | (208.63)       |
|                                    |                    |                |                  |                  |  |       | (208.63)     | (208.63)       |

**Accountancy Fees (30100)**

Seaton SF

# General Ledger - Audit View

For The Period 01 July 2020 - 30 June 2021

| Transaction Date  | Transaction Source | Processed Date | Last Modified By                       | Transaction Type | Description                                    | Units | Amount \$ | Balance \$ |
|---|--------------------|----------------|--|------------------|--|-------|-----------|------------|
| <b>Accountancy Fees (30100)</b>   |                    |                |  |                  |  |       |           |            |
| 13/11/2020  | Bank Data Service  | 23/09/2021     | michelle@pamilyaacco<br>untants.com.au | Bank Statement   | TRANSACT FUNDS TFR TO<br>SUPERANNUATION PRO TD |       | 4,070.00  | 4,070.00   |
|   |                    |                |  |                  |  |       | 4,070.00  | 4,070.00   |
| <b>Administration Costs (30200)</b>   |                    |                |  |                  |  |       |           |            |
| <u>Administration Costs (30200)</u>   |                    |                |  |                  |  |       |           |            |
| 13/11/2020  | Bank Data Service  | 23/09/2021     | michelle@pamilyaacco<br>untants.com.au | Bank Statement   | TRANSACT FUNDS TFR TO<br>SUPERANNUATION PRO TD |       | 275.00    | 275.00     |
|   |                    |                |  |                  |  |       | 275.00    | 275.00     |
| <b>ATO Supervisory Levy (30400)</b>   |                    |                |  |                  |  |       |           |            |
| <u>ATO Supervisory Levy (30400)</u>   |                    |                |  |                  |  |       |           |            |
| 19/11/2020  | Bank Data Service  | 17/09/2021     | michelle@pamilyaacco<br>untants.com.au | Bank Statement   | ATO ATO001100013548439 50                      |       | 259.00    | 259.00     |
|   |                    |                |  |                  |  |       | 259.00    | 259.00     |
| <b>Auditor's Remuneration (30700)</b>   |                    |                |  |                  |  |       |           |            |
| <u>Auditor's Remuneration (30700)</u>   |                    |                |  |                  |  |       |           |            |
| 13/11/2020  | Bank Data Service  | 23/09/2021     | michelle@pamilyaacco<br>untants.com.au | Bank Statement   | TRANSACT FUNDS TFR TO<br>SUPERANNUATION PRO TD |       | 495.00    | 495.00     |
|   |                    |                |  |                  |  |       | 495.00    | 495.00     |
| <b>Investment Expenses (37500)</b>  |                    |                |  |                  |  |       |           |            |
| <u>Investment Expenses (00029)</u>  |                    |                |  |                  |  |       |           |            |
| 15/07/2020  | Bank Data Service  | 23/09/2021     | michelle@pamilyaacco<br>untants.com.au | Bank Statement   | JUNE 2020 IMS FEE DT                           |       | 1,674.21  | 1,674.21   |
| 15/10/2020  | Bank Data Service  | 23/09/2021     | michelle@pamilyaacco<br>untants.com.au | Bank Statement   | 30 SEPTEMBER 2020 IMS FEE DT                   |       | 1,753.79  | 3,428.00   |
| 15/01/2021  | Bank Data Service  | 23/09/2021     | michelle@pamilyaacco<br>untants.com.au | Bank Statement   | DECEMBER 2020 IMS FEE DT                       |       | 2,329.91  | 5,757.91   |
| 15/04/2021  | Bank Data Service  | 23/09/2021     | michelle@pamilyaacco<br>untants.com.au | Bank Statement   | MARCH 2021 IMS FEE DT                          |       | 2,370.99  | 8,128.90   |
|   |                    |                |  |                  |  |       | 8,128.90  | 8,128.90   |
| <b>Pensions Paid (41600)</b>  |                    |                |  |                  |  |       |           |            |
| <u>(Pensions Paid) Seaton, Graeme Robert - Pension (Pension) (SEAGRA00001P)</u> |                    |                |  |                  |  |       |           |            |

Seaton SF

**General Ledger - Audit View**

For The Period 01 July 2020 - 30 June 2021

| Transaction Date  | Transaction Source | Processed Date | Last Modified By | Transaction Type | Description             | Units | Amount \$ | Balance \$ |
|---|--------------------|----------------|------------------|------------------|-------------------------|-------|-----------|------------|
| 01/07/2020  | Bank Data Service  | 07/08/2020     |                  | Bank Statement   | PP TO GR & JA SEATON 46 |       | 4,750.00  | 4,750.00   |
| 31/07/2020  | Bank Data Service  | 07/08/2020     |                  | Bank Statement   | PP TO GR & JA SEATON 46 |       | 4,750.00  | 9,500.00   |
| 01/09/2020  | Bank Data Service  | 02/09/2020     |                  | Bank Statement   | PP TO GR & JA SEATON 46 |       | 4,750.00  | 14,250.00  |
| 01/10/2020  | Bank Data Service  | 02/10/2020     |                  | Bank Statement   | PP TO GR & JA SEATON 46 |       | 4,750.00  | 19,000.00  |
| 30/10/2020  | Bank Data Service  | 31/10/2020     |                  | Bank Statement   | PP TO GR & JA SEATON 46 |       | 4,750.00  | 23,750.00  |
| 01/12/2020  | Bank Data Service  | 02/12/2020     |                  | Bank Statement   | PP TO GR & JA SEATON 46 |       | 1,751.67  | 25,501.67  |
| 31/12/2020  | Bank Data Service  | 01/01/2021     |                  | Bank Statement   | PP TO GR & JA SEATON 46 |       | 1,751.67  | 27,253.34  |
| 01/02/2021  | Bank Data Service  | 02/02/2021     |                  | Bank Statement   | PP TO GR & JA SEATON 46 |       | 1,751.67  | 29,005.01  |
| 01/03/2021  | Bank Data Service  | 02/03/2021     |                  | Bank Statement   | PP TO GR & JA SEATON 46 |       | 1,751.67  | 30,756.68  |
| 01/04/2021  | Bank Data Service  | 02/04/2021     |                  | Bank Statement   | PP TO GR & JA SEATON 46 |       | 1,751.67  | 32,508.35  |
| 30/04/2021  | Bank Data Service  | 01/05/2021     |                  | Bank Statement   | PP TO GR & JA SEATON 46 |       | 1,751.67  | 34,260.02  |
| 01/06/2021  | Bank Data Service  | 02/06/2021     |                  | Bank Statement   | PP TO GR & JA SEATON 46 |       | 1,751.67  | 36,011.69  |
|   |                    |                |                  |                  |                         |       | 36,011.69 | 36,011.69  |
| <u>(Pensions Paid) Seaton, Graeme Robert - Pension (Account Based Pension 2) (SEAGRA00003P)</u> |                    |                |                  |                  |                         |       |           |            |
| 01/12/2020  | Bank Data Service  | 02/12/2020     |                  | Bank Statement   | PP TO GR & JA SEATON 46 |       | 2,998.33  | 2,998.33   |
| 31/12/2020  | Bank Data Service  | 01/01/2021     |                  | Bank Statement   | PP TO GR & JA SEATON 46 |       | 2,998.33  | 5,996.66   |
| 01/02/2021  | Bank Data Service  | 02/02/2021     |                  | Bank Statement   | PP TO GR & JA SEATON 46 |       | 2,998.33  | 8,994.99   |
| 01/03/2021  | Bank Data Service  | 02/03/2021     |                  | Bank Statement   | PP TO GR & JA SEATON 46 |       | 2,998.33  | 11,993.32  |
| 01/04/2021  | Bank Data Service  | 02/04/2021     |                  | Bank Statement   | PP TO GR & JA SEATON 46 |       | 2,998.33  | 14,991.65  |
| 30/04/2021  | Bank Data Service  | 01/05/2021     |                  | Bank Statement   | PP TO GR & JA SEATON 46 |       | 2,998.33  | 17,989.98  |
| 01/06/2021  | Bank Data Service  | 02/06/2021     |                  | Bank Statement   | PP TO GR & JA SEATON 46 |       | 2,998.33  | 20,988.31  |
|   |                    |                |                  |                  |                         |       | 20,988.31 | 20,988.31  |
| <u>(Pensions Paid) Seaton, Judith Anne - Pension (Pension) (SEAJUD00001P)</u>                   |                    |                |                  |                  |                         |       |           |            |
| 01/07/2020  | Bank Data Service  | 07/08/2020     |                  | Bank Statement   | PP TO GR & JA SEATON 46 |       | 4,750.00  | 4,750.00   |
| 31/07/2020  | Bank Data Service  | 07/08/2020     |                  | Bank Statement   | PP TO GR & JA SEATON 46 |       | 4,750.00  | 9,500.00   |
| 01/09/2020  | Bank Data Service  | 02/09/2020     |                  | Bank Statement   | PP TO GR & JA SEATON 46 |       | 4,750.00  | 14,250.00  |
| 01/10/2020  | Bank Data Service  | 02/10/2020     |                  | Bank Statement   | PP TO GR & JA SEATON 46 |       | 4,750.00  | 19,000.00  |
| 30/10/2020  | Bank Data Service  | 31/10/2020     |                  | Bank Statement   | PP TO GR & JA SEATON 46 |       | 4,750.00  | 23,750.00  |
| 01/12/2020  | Bank Data Service  | 02/12/2020     |                  | Bank Statement   | PP TO GR & JA SEATON 46 |       | 1,415.83  | 25,165.83  |

Seaton SF

**General Ledger - Audit View**

For The Period 01 July 2020 - 30 June 2021

| Transaction Date  | Transaction Source | Processed Date | Last Modified By | Transaction Type | Description   | Units | Amount \$  | Balance \$  |
|---|--------------------|----------------|------------------|------------------|---|-------|------------|-------------|
| 31/12/2020  | Bank Data Service  | 01/01/2021     |                  | Bank Statement   | PP TO GR & JA SEATON 46                                   |       | 1,415.83   | 26,581.66   |
| 01/02/2021  | Bank Data Service  | 02/02/2021     |                  | Bank Statement   | PP TO GR & JA SEATON 46                                   |       | 1,415.83   | 27,997.49   |
| 01/03/2021  | Bank Data Service  | 02/03/2021     |                  | Bank Statement   | PP TO GR & JA SEATON 46                                   |       | 1,415.83   | 29,413.32   |
| 01/04/2021  | Bank Data Service  | 02/04/2021     |                  | Bank Statement   | PP TO GR & JA SEATON 46                                   |       | 1,415.83   | 30,829.15   |
| 30/04/2021  | Bank Data Service  | 01/05/2021     |                  | Bank Statement   | PP TO GR & JA SEATON 46                                   |       | 1,415.83   | 32,244.98   |
| 01/06/2021  | Bank Data Service  | 02/06/2021     |                  | Bank Statement   | PP TO GR & JA SEATON 46                                   |       | 1,415.83   | 33,660.81   |
|   |                    |                |                  |                  |   |       | 33,660.81  | 33,660.81   |
| <u>(Pensions Paid) Seaton, Judith Anne - Pension (Account Based Pension 2) (SEAJUD00003P)</u> |                    |                |                  |                  |   |       |            |             |
| 01/12/2020  | Bank Data Service  | 02/12/2020     |                  | Bank Statement   | PP TO GR & JA SEATON 46                                   |       | 3,334.17   | 3,334.17    |
| 31/12/2020  | Bank Data Service  | 01/01/2021     |                  | Bank Statement   | PP TO GR & JA SEATON 46                                   |       | 3,334.17   | 6,668.34    |
| 01/02/2021  | Bank Data Service  | 02/02/2021     |                  | Bank Statement   | PP TO GR & JA SEATON 46                                   |       | 3,334.17   | 10,002.51   |
| 01/03/2021  | Bank Data Service  | 02/03/2021     |                  | Bank Statement   | PP TO GR & JA SEATON 46                                   |       | 3,334.17   | 13,336.68   |
| 01/04/2021  | Bank Data Service  | 02/04/2021     |                  | Bank Statement   | PP TO GR & JA SEATON 46                                   |       | 3,334.17   | 16,670.85   |
| 30/04/2021  | Bank Data Service  | 01/05/2021     |                  | Bank Statement   | PP TO GR & JA SEATON 46                                   |       | 3,334.17   | 20,005.02   |
| 01/06/2021  | Bank Data Service  | 02/06/2021     |                  | Bank Statement   | PP TO GR & JA SEATON 46                                   |       | 3,334.17   | 23,339.19   |
|   |                    |                |                  |                  |   |       | 23,339.19  | 23,339.19   |
| <b><u>Income Tax Expense (48500)</u></b>  |                    |                |                  |                  |   |       |            |             |
| <u>Income Tax Expense (48500)</u>   |                    |                |                  |                  |   |       |            |             |
| 30/06/2021  | Michelle Gargar    | 30/09/2021     |                  | System Journal   | Create Entries - Franking Credits Adjustment - 30/06/2021 |       | (6,803.15) | (6,803.15)  |
| 30/06/2021  | Michelle Gargar    | 30/09/2021     |                  | System Journal   | Create Entries - Foreign Credits Adjustment - 30/06/2021  |       | (160.30)   | (6,963.45)  |
| 30/06/2021  | Michelle Gargar    | 30/09/2021     |                  | System Journal   | Create Entries - Income Tax Expense - 30/06/2021          |       | 4,981.35   | (1,982.10)  |
|   |                    |                |                  |                  |   |       | (1,982.10) | (1,982.10)  |
| <b><u>Profit/Loss Allocation Account (49000)</u></b>  |                    |                |                  |                  |   |       |            |             |
| <u>Profit/Loss Allocation Account (49000)</u>   |                    |                |                  |                  |   |       |            |             |
| 01/07/2020  | SYSTEM             | 07/08/2020     |                  | System Journal   | System Member Journals                                    |       | (4,750.00) | (4,750.00)  |
| 01/07/2020  | SYSTEM             | 07/08/2020     |                  | System Journal   | System Member Journals                                    |       | (4,750.00) | (9,500.00)  |
| 31/07/2020  | SYSTEM             | 07/08/2020     |                  | System Journal   | System Member Journals                                    |       | (4,750.00) | (14,250.00) |



Seaton SF

# General Ledger - Audit View

For The Period 01 July 2020 - 30 June 2021

| Transaction Date | Transaction Source | Processed Date | Last Modified By | Transaction Type | Description            | Units | Amount \$  | Balance \$  |
|------------------|--------------------|----------------|------------------|------------------|------------------------|-------|------------|-------------|
| 31/07/2020       | SYSTEM             | 07/08/2020     |                  | System Journal   | System Member Journals |       | (4,750.00) | (19,000.00) |
| 01/09/2020       | SYSTEM             | 02/09/2020     |                  | System Journal   | System Member Journals |       | (4,750.00) | (23,750.00) |
| 01/09/2020       | SYSTEM             | 02/09/2020     |                  | System Journal   | System Member Journals |       | (4,750.00) | (28,500.00) |
| 01/10/2020       | SYSTEM             | 02/10/2020     |                  | System Journal   | System Member Journals |       | (4,750.00) | (33,250.00) |
| 01/10/2020       | SYSTEM             | 02/10/2020     |                  | System Journal   | System Member Journals |       | (4,750.00) | (38,000.00) |
| 30/10/2020       | SYSTEM             | 31/10/2020     |                  | System Journal   | System Member Journals |       | (4,750.00) | (42,750.00) |
| 30/10/2020       | SYSTEM             | 31/10/2020     |                  | System Journal   | System Member Journals |       | (4,750.00) | (47,500.00) |
| 01/12/2020       | SYSTEM             | 02/12/2020     |                  | System Journal   | System Member Journals |       | (1,415.83) | (48,915.83) |
| 01/12/2020       | SYSTEM             | 02/12/2020     |                  | System Journal   | System Member Journals |       | (3,334.17) | (52,250.00) |
| 01/12/2020       | SYSTEM             | 02/12/2020     |                  | System Journal   | System Member Journals |       | (2,998.33) | (55,248.33) |
| 01/12/2020       | SYSTEM             | 02/12/2020     |                  | System Journal   | System Member Journals |       | (1,751.67) | (57,000.00) |
| 22/12/2020       | SYSTEM             | 23/09/2021     |                  | System Journal   | System Member Journals |       | 300,000.00 | 243,000.00  |
| 31/12/2020       | SYSTEM             | 01/01/2021     |                  | System Journal   | System Member Journals |       | (1,415.83) | 241,584.17  |
| 31/12/2020       | SYSTEM             | 01/01/2021     |                  | System Journal   | System Member Journals |       | (3,334.17) | 238,250.00  |
| 31/12/2020       | SYSTEM             | 01/01/2021     |                  | System Journal   | System Member Journals |       | (2,998.33) | 235,251.67  |
| 31/12/2020       | SYSTEM             | 01/01/2021     |                  | System Journal   | System Member Journals |       | (1,751.67) | 233,500.00  |
| 01/02/2021       | SYSTEM             | 02/02/2021     |                  | System Journal   | System Member Journals |       | (1,415.83) | 232,084.17  |
| 01/02/2021       | SYSTEM             | 02/02/2021     |                  | System Journal   | System Member Journals |       | (3,334.17) | 228,750.00  |
| 01/02/2021       | SYSTEM             | 02/02/2021     |                  | System Journal   | System Member Journals |       | (2,998.33) | 225,751.67  |
| 01/02/2021       | SYSTEM             | 02/02/2021     |                  | System Journal   | System Member Journals |       | (1,751.67) | 224,000.00  |
| 01/03/2021       | SYSTEM             | 02/03/2021     |                  | System Journal   | System Member Journals |       | (1,415.83) | 222,584.17  |
| 01/03/2021       | SYSTEM             | 02/03/2021     |                  | System Journal   | System Member Journals |       | (3,334.17) | 219,250.00  |
| 01/03/2021       | SYSTEM             | 02/03/2021     |                  | System Journal   | System Member Journals |       | (2,998.33) | 216,251.67  |
| 01/03/2021       | SYSTEM             | 02/03/2021     |                  | System Journal   | System Member Journals |       | (1,751.67) | 214,500.00  |
| 01/04/2021       | SYSTEM             | 02/04/2021     |                  | System Journal   | System Member Journals |       | (1,415.83) | 213,084.17  |
| 01/04/2021       | SYSTEM             | 02/04/2021     |                  | System Journal   | System Member Journals |       | (3,334.17) | 209,750.00  |
| 01/04/2021       | SYSTEM             | 02/04/2021     |                  | System Journal   | System Member Journals |       | (2,998.33) | 206,751.67  |
| 01/04/2021       | SYSTEM             | 02/04/2021     |                  | System Journal   | System Member Journals |       | (1,751.67) | 205,000.00  |
| 30/04/2021       | SYSTEM             | 01/05/2021     |                  | System Journal   | System Member Journals |       | (1,415.83) | 203,584.17  |

Seaton SF

# General Ledger - Audit View

For The Period 01 July 2020 - 30 June 2021

| Transaction Date | Transaction Source | Processed Date | Last Modified By | Transaction Type | Description   | Units | Amount \$  | Balance \$ |
|------------------|--------------------|----------------|------------------|------------------|---|-------|------------|------------|
| 30/04/2021       | SYSTEM             | 01/05/2021     |                  | System Journal   | System Member Journals                                      |       | (3,334.17) | 200,250.00 |
| 30/04/2021       | SYSTEM             | 01/05/2021     |                  | System Journal   | System Member Journals                                      |       | (2,998.33) | 197,251.67 |
| 30/04/2021       | SYSTEM             | 01/05/2021     |                  | System Journal   | System Member Journals                                      |       | (1,751.67) | 195,500.00 |
| 01/06/2021       | SYSTEM             | 02/06/2021     |                  | System Journal   | System Member Journals                                      |       | (1,415.83) | 194,084.17 |
| 01/06/2021       | SYSTEM             | 02/06/2021     |                  | System Journal   | System Member Journals                                      |       | (3,334.17) | 190,750.00 |
| 01/06/2021       | SYSTEM             | 02/06/2021     |                  | System Journal   | System Member Journals                                      |       | (2,998.33) | 187,751.67 |
| 01/06/2021       | SYSTEM             | 02/06/2021     |                  | System Journal   | System Member Journals                                      |       | (1,751.67) | 186,000.00 |
| 09/06/2021       | SYSTEM             | 18/09/2021     |                  | System Journal   | System Member Journals                                      |       | 17,000.00  | 203,000.00 |
| 10/06/2021       | SYSTEM             | 18/09/2021     |                  | System Journal   | System Member Journals                                      |       | 4,250.00   | 207,250.00 |
| 30/06/2021       | Michelle Gargar    | 30/09/2021     |                  | System Journal   | Create Entries - Profit/Loss Allocation - 30/06/2021        |       | 130,560.96 | 337,810.96 |
| 30/06/2021       | Michelle Gargar    | 30/09/2021     |                  | System Journal   | Create Entries - Profit/Loss Allocation - 30/06/2021        |       | 65,796.53  | 403,607.49 |
| 30/06/2021       | Michelle Gargar    | 30/09/2021     |                  | System Journal   | Create Entries - Profit/Loss Allocation - 30/06/2021        |       | 132,754.17 | 536,361.66 |
| 30/06/2021       | Michelle Gargar    | 30/09/2021     |                  | System Journal   | Create Entries - Profit/Loss Allocation - 30/06/2021        |       | 33,918.65  | 570,280.31 |
| 30/06/2021       | Michelle Gargar    | 30/09/2021     |                  | System Journal   | Create Entries - Profit/Loss Allocation - 30/06/2021        |       | 67,172.67  | 637,452.98 |
| 30/06/2021       | Michelle Gargar    | 30/09/2021     |                  | System Journal   | Create Entries - Income Tax Expense Allocation - 30/06/2021 |       | (1,231.35) | 636,221.63 |
|                  |                    |                |                  |                  |   |       | 636,221.63 | 636,221.63 |

**Opening Balance (50010)**

(Opening Balance) Seaton, Graeme Robert - Pension (Pension) (SEAGRA00001P)

|            |                 |            |  |                |                      |  |           |              |
|------------|-----------------|------------|--|----------------|----------------------|--|-----------|--------------|
| 01/07/2020 | Opening Balance |            |  |                | Opening Balance      |  |           | (840,686.90) |
| 01/07/2020 | 99625           | 17/09/2021 |  | System Journal | Close Period Journal |  | 35,412.08 | (805,274.82) |
|            |                 |            |  |                |                      |  | 35,412.08 | (805,274.82) |

(Opening Balance) Seaton, Graeme Robert - Pension (Account Based Pension 2) (SEAGRA00003P)

|            |                 |            |  |                |                      |  |           |              |
|------------|-----------------|------------|--|----------------|----------------------|--|-----------|--------------|
| 01/07/2020 | Opening Balance |            |  |                | Opening Balance      |  |           | (444,178.75) |
| 01/07/2020 | 99625           | 17/09/2021 |  | System Journal | Close Period Journal |  | 43,349.49 | (400,829.26) |
|            |                 |            |  |                |                      |  | 43,349.49 | (400,829.26) |

(Opening Balance) Seaton, Judith Anne - Pension (Pension) (SEAJUD00001P)

Seaton SF

**General Ledger - Audit View**

For The Period 01 July 2020 - 30 June 2021

| Transaction Date   | Transaction Source | Processed Date | Last Modified By | Transaction Type | Description  | Units | Amount \$    | Balance \$   |
|--|--------------------|----------------|------------------|------------------|--|-------|--------------|--------------|
| 01/07/2020   | Opening Balance    |                |                  |                  | Opening Balance                                      |       |              | (849,569.05) |
| 01/07/2020   | 99625              | 17/09/2021     |                  | System Journal   | Close Period Journal                                 |       | 31,573.32    | (817,995.73) |
|  |                    |                |                  |                  |  |       | 31,573.32    | (817,995.73) |
| <u>(Opening Balance) Seaton, Judith Anne - Accumulation (SEAJUD00002A)</u>                               |                    |                |                  |                  |  |       |              |              |
| 01/07/2020   | Opening Balance    |                |                  |                  | Opening Balance                                      |       |              | (22,999.83)  |
| 01/07/2020   | 99625              | 17/09/2021     |                  | System Journal   | Close Period Journal                                 |       | (20,767.84)  | (43,767.67)  |
|  |                    |                |                  |                  |  |       | (20,767.84)  | (43,767.67)  |
| <u>(Opening Balance) Seaton, Judith Anne - Pension (Account Based Pension 2) (SEAJUD00003P)</u>          |                    |                |                  |                  |  |       |              |              |
| 01/07/2020   | Opening Balance    |                |                  |                  | Opening Balance                                      |       |              | (457,284.20) |
| 01/07/2020   | 99625              | 17/09/2021     |                  | System Journal   | Close Period Journal                                 |       | 47,570.73    | (409,713.47) |
|  |                    |                |                  |                  |  |       | 47,570.73    | (409,713.47) |
| <b>Contributions (52420)</b>   |                    |                |                  |                  |  |       |              |              |
| <u>(Contributions) Seaton, Judith Anne - Accumulation (SEAJUD00002A)</u>                                 |                    |                |                  |                  |  |       |              |              |
| 01/07/2020   | Opening Balance    |                |                  |                  | Opening Balance                                      |       |              | (25,000.00)  |
| 01/07/2020   | 99625              | 17/09/2021     |                  | System Journal   | Close Period Journal                                 |       | 25,000.00    | 0.00         |
| 22/12/2020   | SYSTEM             | 23/09/2021     |                  | System Journal   | System Member Journals                               |       | (300,000.00) | (300,000.00) |
| 09/06/2021   | SYSTEM             | 18/09/2021     |                  | System Journal   | System Member Journals                               |       | (20,000.00)  | (320,000.00) |
| 10/06/2021   | SYSTEM             | 18/09/2021     |                  | System Journal   | System Member Journals                               |       | (5,000.00)   | (325,000.00) |
|  |                    |                |                  |                  |  |       | (300,000.00) | (325,000.00) |
| <b>Share of Profit/(Loss) (53100)</b>  |                    |                |                  |                  |  |       |              |              |
| <u>(Share of Profit/(Loss)) Seaton, Graeme Robert - Pension (Pension) (SEAGRA00001P)</u>                 |                    |                |                  |                  |  |       |              |              |
| 01/07/2020   | Opening Balance    |                |                  |                  | Opening Balance                                      |       |              | 14,392.08    |
| 01/07/2020   | 99625              | 17/09/2021     |                  | System Journal   | Close Period Journal                                 |       | (14,392.08)  | 0.00         |
| 30/06/2021   | Michelle Gargar    | 30/09/2021     |                  | System Journal   | Create Entries - Profit/Loss Allocation - 30/06/2021 |       | (130,560.96) | (130,560.96) |
|  |                    |                |                  |                  |  |       | (144,953.04) | (130,560.96) |
| <u>(Share of Profit/(Loss)) Seaton, Graeme Robert - Pension (Account Based Pension 2) (SEAGRA00003P)</u> |                    |                |                  |                  |  |       |              |              |
| 01/07/2020   | Opening Balance    |                |                  |                  | Opening Balance                                      |       |              | 7,369.49     |

Seaton SF

**General Ledger - Audit View**

For The Period 01 July 2020 - 30 June 2021

| Transaction Date   | Transaction Source | Processed Date | Last Modified By | Transaction Type | Description   | Units | Amount \$    | Balance \$   |
|--|--------------------|----------------|------------------|------------------|---|-------|--------------|--------------|
| 01/07/2020   | 99625              | 17/09/2021     |                  | System Journal   | Close Period Journal  |       | (7,369.49)   | 0.00         |
| 30/06/2021   | Michelle Gargar    | 30/09/2021     |                  | System Journal   | Create Entries - Profit/Loss Allocation - 30/06/2021        |       | (65,796.53)  | (65,796.53)  |
|  |                    |                |                  |                  |   |       | (73,166.02)  | (65,796.53)  |
| <u>(Share of Profit/(Loss)) Seaton, Judith Anne - Pension (Pension) (SEAJUD00001P)</u>                 |                    |                |                  |                  |   |       |              |              |
| 01/07/2020   | Opening Balance    |                |                  |                  | Opening Balance   |       |              | 14,583.32    |
| 01/07/2020   | 99625              | 17/09/2021     |                  | System Journal   | Close Period Journal  |       | (14,583.32)  | 0.00         |
| 30/06/2021   | Michelle Gargar    | 30/09/2021     |                  | System Journal   | Create Entries - Profit/Loss Allocation - 30/06/2021        |       | (132,754.17) | (132,754.17) |
|  |                    |                |                  |                  |   |       | (147,337.49) | (132,754.17) |
| <u>(Share of Profit/(Loss)) Seaton, Judith Anne - Accumulation (SEAJUD00002A)</u>                      |                    |                |                  |                  |   |       |              |              |
| 01/07/2020   | Opening Balance    |                |                  |                  | Opening Balance   |       |              | 542.91       |
| 01/07/2020   | 99625              | 17/09/2021     |                  | System Journal   | Close Period Journal  |       | (542.91)     | 0.00         |
| 30/06/2021   | Michelle Gargar    | 30/09/2021     |                  | System Journal   | Create Entries - Profit/Loss Allocation - 30/06/2021        |       | (33,918.65)  | (33,918.65)  |
|  |                    |                |                  |                  |   |       | (34,461.56)  | (33,918.65)  |
| <u>(Share of Profit/(Loss)) Seaton, Judith Anne - Pension (Account Based Pension 2) (SEAJUD00003P)</u> |                    |                |                  |                  |   |       |              |              |
| 01/07/2020   | Opening Balance    |                |                  |                  | Opening Balance   |       |              | 7,560.73     |
| 01/07/2020   | 99625              | 17/09/2021     |                  | System Journal   | Close Period Journal  |       | (7,560.73)   | 0.00         |
| 30/06/2021   | Michelle Gargar    | 30/09/2021     |                  | System Journal   | Create Entries - Profit/Loss Allocation - 30/06/2021        |       | (67,172.67)  | (67,172.67)  |
|  |                    |                |                  |                  |   |       | (74,733.40)  | (67,172.67)  |
| <b>Income Tax (53330)</b>  |                    |                |                  |                  |   |       |              |              |
| <u>(Income Tax) Seaton, Judith Anne - Accumulation (SEAJUD00002A)</u>                                  |                    |                |                  |                  |   |       |              |              |
| 01/07/2020   | Opening Balance    |                |                  |                  | Opening Balance   |       |              | (60.75)      |
| 01/07/2020   | 99625              | 17/09/2021     |                  | System Journal   | Close Period Journal  |       | 60.75        | 0.00         |
| 30/06/2021   | Michelle Gargar    | 30/09/2021     |                  | System Journal   | Create Entries - Income Tax Expense Allocation - 30/06/2021 |       | 1,231.35     | 1,231.35     |
|  |                    |                |                  |                  |   |       | 1,292.10     | 1,231.35     |
| <b>Contributions Tax (53800)</b>   |                    |                |                  |                  |   |       |              |              |
| <u>(Contributions Tax) Seaton, Judith Anne - Accumulation (SEAJUD00002A)</u>                           |                    |                |                  |                  |   |       |              |              |

Seaton SF

# General Ledger - Audit View

For The Period 01 July 2020 - 30 June 2021

| Transaction Date  | Transaction Source | Processed Date | Last Modified By | Transaction Type | Description            | Units | Amount \$   | Balance \$ |
|---|--------------------|----------------|------------------|------------------|------------------------|-------|-------------|------------|
| 01/07/2020  | Opening Balance    |                |                  |                  | Opening Balance        |       |             | 3,750.00   |
| 01/07/2020  | 99625              | 17/09/2021     |                  | System Journal   | Close Period Journal   |       | (3,750.00)  | 0.00       |
| 09/06/2021  | SYSTEM             | 18/09/2021     |                  | System Journal   | System Member Journals |       | 3,000.00    | 3,000.00   |
| 10/06/2021  | SYSTEM             | 18/09/2021     |                  | System Journal   | System Member Journals |       | 750.00      | 3,750.00   |
|   |                    |                |                  |                  |                        |       | 0.00        | 3,750.00   |
| <b>Pensions Paid (54160)</b>  |                    |                |                  |                  |                        |       |             |            |
| <u>(Pensions Paid) Seaton, Graeme Robert - Pension (Pension) (SEAGRA00001P)</u>                 |                    |                |                  |                  |                        |       |             |            |
| 01/07/2020  | Opening Balance    |                |                  |                  | Opening Balance        |       |             | 21,020.00  |
| 01/07/2020  | SYSTEM             | 07/08/2020     |                  | System Journal   | System Member Journals |       | 4,750.00    | 25,770.00  |
| 01/07/2020  | 99625              | 17/09/2021     |                  | System Journal   | Close Period Journal   |       | (21,020.00) | 4,750.00   |
| 31/07/2020  | SYSTEM             | 07/08/2020     |                  | System Journal   | System Member Journals |       | 4,750.00    | 9,500.00   |
| 01/09/2020  | SYSTEM             | 02/09/2020     |                  | System Journal   | System Member Journals |       | 4,750.00    | 14,250.00  |
| 01/10/2020  | SYSTEM             | 02/10/2020     |                  | System Journal   | System Member Journals |       | 4,750.00    | 19,000.00  |
| 30/10/2020  | SYSTEM             | 31/10/2020     |                  | System Journal   | System Member Journals |       | 4,750.00    | 23,750.00  |
| 01/12/2020  | SYSTEM             | 02/12/2020     |                  | System Journal   | System Member Journals |       | 1,751.67    | 25,501.67  |
| 31/12/2020  | SYSTEM             | 01/01/2021     |                  | System Journal   | System Member Journals |       | 1,751.67    | 27,253.34  |
| 01/02/2021  | SYSTEM             | 02/02/2021     |                  | System Journal   | System Member Journals |       | 1,751.67    | 29,005.01  |
| 01/03/2021  | SYSTEM             | 02/03/2021     |                  | System Journal   | System Member Journals |       | 1,751.67    | 30,756.68  |
| 01/04/2021  | SYSTEM             | 02/04/2021     |                  | System Journal   | System Member Journals |       | 1,751.67    | 32,508.35  |
| 30/04/2021  | SYSTEM             | 01/05/2021     |                  | System Journal   | System Member Journals |       | 1,751.67    | 34,260.02  |
| 01/06/2021  | SYSTEM             | 02/06/2021     |                  | System Journal   | System Member Journals |       | 1,751.67    | 36,011.69  |
|   |                    |                |                  |                  |                        |       | 14,991.69   | 36,011.69  |
| <u>(Pensions Paid) Seaton, Graeme Robert - Pension (Account Based Pension 2) (SEAGRA00003P)</u> |                    |                |                  |                  |                        |       |             |            |
| 01/07/2020  | Opening Balance    |                |                  |                  | Opening Balance        |       |             | 35,980.00  |
| 01/07/2020  | 99625              | 17/09/2021     |                  | System Journal   | Close Period Journal   |       | (35,980.00) | 0.00       |
| 01/12/2020  | SYSTEM             | 02/12/2020     |                  | System Journal   | System Member Journals |       | 2,998.33    | 2,998.33   |
| 31/12/2020  | SYSTEM             | 01/01/2021     |                  | System Journal   | System Member Journals |       | 2,998.33    | 5,996.66   |
| 01/02/2021  | SYSTEM             | 02/02/2021     |                  | System Journal   | System Member Journals |       | 2,998.33    | 8,994.99   |
| 01/03/2021  | SYSTEM             | 02/03/2021     |                  | System Journal   | System Member Journals |       | 2,998.33    | 11,993.32  |

Seaton SF

# General Ledger - Audit View

For The Period 01 July 2020 - 30 June 2021

| Transaction Date  | Transaction Source | Processed Date | Last Modified By | Transaction Type | Description            | Units | Amount \$   | Balance \$ |
|---|--------------------|----------------|------------------|------------------|------------------------|-------|-------------|------------|
| 01/04/2021  | SYSTEM             | 02/04/2021     |                  | System Journal   | System Member Journals |       | 2,998.33    | 14,991.65  |
| 30/04/2021  | SYSTEM             | 01/05/2021     |                  | System Journal   | System Member Journals |       | 2,998.33    | 17,989.98  |
| 01/06/2021  | SYSTEM             | 02/06/2021     |                  | System Journal   | System Member Journals |       | 2,998.33    | 20,988.31  |
|   |                    |                |                  |                  |                        |       | (14,991.69) | 20,988.31  |
| <u>(Pensions Paid) Seaton, Judith Anne - Pension (Pension) (SEAJUD00001P)</u>                 |                    |                |                  |                  |                        |       |             |            |
| 01/07/2020  | Opening Balance    |                |                  |                  | Opening Balance        |       |             | 16,990.00  |
| 01/07/2020  | SYSTEM             | 07/08/2020     |                  | System Journal   | System Member Journals |       | 4,750.00    | 21,740.00  |
| 01/07/2020  | 99625              | 17/09/2021     |                  | System Journal   | Close Period Journal   |       | (16,990.00) | 4,750.00   |
| 31/07/2020  | SYSTEM             | 07/08/2020     |                  | System Journal   | System Member Journals |       | 4,750.00    | 9,500.00   |
| 01/09/2020  | SYSTEM             | 02/09/2020     |                  | System Journal   | System Member Journals |       | 4,750.00    | 14,250.00  |
| 01/10/2020  | SYSTEM             | 02/10/2020     |                  | System Journal   | System Member Journals |       | 4,750.00    | 19,000.00  |
| 30/10/2020  | SYSTEM             | 31/10/2020     |                  | System Journal   | System Member Journals |       | 4,750.00    | 23,750.00  |
| 01/12/2020  | SYSTEM             | 02/12/2020     |                  | System Journal   | System Member Journals |       | 1,415.83    | 25,165.83  |
| 31/12/2020  | SYSTEM             | 01/01/2021     |                  | System Journal   | System Member Journals |       | 1,415.83    | 26,581.66  |
| 01/02/2021  | SYSTEM             | 02/02/2021     |                  | System Journal   | System Member Journals |       | 1,415.83    | 27,997.49  |
| 01/03/2021  | SYSTEM             | 02/03/2021     |                  | System Journal   | System Member Journals |       | 1,415.83    | 29,413.32  |
| 01/04/2021  | SYSTEM             | 02/04/2021     |                  | System Journal   | System Member Journals |       | 1,415.83    | 30,829.15  |
| 30/04/2021  | SYSTEM             | 01/05/2021     |                  | System Journal   | System Member Journals |       | 1,415.83    | 32,244.98  |
| 01/06/2021  | SYSTEM             | 02/06/2021     |                  | System Journal   | System Member Journals |       | 1,415.83    | 33,660.81  |
|   |                    |                |                  |                  |                        |       | 16,670.81   | 33,660.81  |
| <u>(Pensions Paid) Seaton, Judith Anne - Pension (Account Based Pension 2) (SEAJUD00003P)</u> |                    |                |                  |                  |                        |       |             |            |
| 01/07/2020  | Opening Balance    |                |                  |                  | Opening Balance        |       |             | 40,010.00  |
| 01/07/2020  | 99625              | 17/09/2021     |                  | System Journal   | Close Period Journal   |       | (40,010.00) | 0.00       |
| 01/12/2020  | SYSTEM             | 02/12/2020     |                  | System Journal   | System Member Journals |       | 3,334.17    | 3,334.17   |
| 31/12/2020  | SYSTEM             | 01/01/2021     |                  | System Journal   | System Member Journals |       | 3,334.17    | 6,668.34   |
| 01/02/2021  | SYSTEM             | 02/02/2021     |                  | System Journal   | System Member Journals |       | 3,334.17    | 10,002.51  |
| 01/03/2021  | SYSTEM             | 02/03/2021     |                  | System Journal   | System Member Journals |       | 3,334.17    | 13,336.68  |
| 01/04/2021  | SYSTEM             | 02/04/2021     |                  | System Journal   | System Member Journals |       | 3,334.17    | 16,670.85  |
| 30/04/2021  | SYSTEM             | 01/05/2021     |                  | System Journal   | System Member Journals |       | 3,334.17    | 20,005.02  |

Seaton SF

# General Ledger - Audit View

For The Period 01 July 2020 - 30 June 2021

| Transaction Date                   | Transaction Source | Processed Date | Last Modified By                       | Transaction Type | Description   | Units | Amount \$   | Balance \$ |
|------------------------------------|--------------------|----------------|--|------------------|---|-------|-------------|------------|
| 01/06/2021                         | SYSTEM             | 02/06/2021     |  | System Journal   | System Member Journals                                      |       | 3,334.17    | 23,339.19  |
|                                    |                    |                |  |                  |   |       | (16,670.81) | 23,339.19  |
| <b>Bank Accounts (60400)</b>       |                    |                |  |                  |   |       |             |            |
| <u>Cash at Bank (MBL962850210)</u> |                    |                |  |                  |   |       |             |            |
| 01/07/2020                         | Opening Balance    |                |  |                  | Opening Balance   |       |             | 125,797.76 |
| 01/07/2020                         | Bank Data Service  | 07/08/2020     |  | Bank Statement   | PP TO GR & JA SEATON 46                                     |       | (9,500.00)  | 116,297.76 |
| 07/07/2020                         | Bank Data Service  | 07/08/2020     |  | Bank Statement   | FRANKLIN TEMPLET FT0003473712 50                            |       | 6,381.80    | 122,679.56 |
| 07/07/2020                         | Bank Data Service  | 18/09/2021     | michelle@pamilyaacco<br>untants.com.au | Bank Statement   | SCHRODER INVESTM SCH0003471108 50                           |       | 1,568.70    | 124,248.26 |
| 08/07/2020                         | Bank Data Service  | 17/09/2021     | michelle@pamilyaacco<br>untants.com.au | Bank Statement   | FPL DISTRIBUTION FPL DI 400298288 50                        |       | 1,482.60    | 125,730.86 |
| 09/07/2020                         | Bank Data Service  | 07/08/2020     |  | Bank Statement   | MIML 1 85954 13693 50                                       |       | 8,068.92    | 133,799.78 |
| 09/07/2020                         | Bank Data Service  | 07/08/2020     |  | Bank Statement   | MIML 1 85954 13695 50                                       |       | 9,837.77    | 143,637.55 |
| 09/07/2020                         | Bank Data Service  | 07/08/2020     |  | Bank Statement   | MIML 1 85954 13696 50                                       |       | 1,484.03    | 145,121.58 |
| 10/07/2020                         | Bank Data Service  | 07/08/2020     |  | Bank Statement   | RBC IST Distr aubqB26G00000881 DVND 56                      |       | 775.87      | 145,897.45 |
| 10/07/2020                         | Bank Data Service  | 07/08/2020     |  | Bank Statement   | RBC IST Distr aubqB26G000008A2 DVND 56                      |       | 6,777.60    | 152,675.05 |
| 10/07/2020                         | Bank Data Service  | 17/09/2021     | michelle@pamilyaacco<br>untants.com.au | Bank Statement   | APNFM LTD CLRACC AREIT02156 Distrib 50                      |       | 352.22      | 153,027.27 |
| 13/07/2020                         | Bank Data Service  | 07/08/2020     |  | Bank Statement   | RBC IST Distr aubqB26G0000089A DVND 56                      |       | 27.85       | 153,055.12 |
| 14/07/2020                         | Bank Data Service  | 07/08/2020     |  | Bank Statement   | PLATINUM INVEST PIF 72888CPAMdis20 50                       |       | 4,406.63    | 157,461.75 |
| 14/07/2020                         | Bank Data Service  | 07/08/2020     |  | Bank Statement   | PLATINUM INVEST PAF 72888CPAMdis20 50                       |       | 4,478.33    | 161,940.08 |
| 14/07/2020                         | Bank Data Service  | 18/09/2021     | michelle@pamilyaacco<br>untants.com.au | Bank Statement   | MAGELLAN MAGELLAN0000991542 50                              |       | 2,774.19    | 164,714.27 |
| 14/07/2020                         | Bank Data Service  | 23/09/2021     | michelle@pamilyaacco<br>untants.com.au | Bank Statement   | MAGELLAN MAGELLAN0000988973 50 [System Matched Income Data] |       | 3,614.18    | 168,328.45 |
| 14/07/2020                         | Bank Data Service  | 07/08/2020     |  | Bank Statement   | SGH SGH0001000182 50  |       | 284.50      | 168,612.95 |
| 14/07/2020                         | Bank Data Service  | 18/09/2021     | michelle@pamilyaacco<br>untants.com.au | Bank Statement   | BT SPW C13797258 50   |       | 3,644.04    | 172,256.99 |
| 14/07/2020                         | Bank Data Service  | 17/09/2021     | michelle@pamilyaacco<br>untants.com.au | Bank Statement   | FPSL DISTRIBUTIO FPL DI 400207032 50                        |       | 679.85      | 172,936.84 |
| 15/07/2020                         | Bank Data Service  | 23/09/2021     | michelle@pamilyaacco<br>untants.com.au | Bank Statement   | JUNE 2020 IMS FEE DT  |       | (1,796.72)  | 171,140.12 |
| 15/07/2020                         | Bank Data Service  | 18/09/2021     | michelle@pamilyaacco<br>untants.com.au | Bank Statement   | LAZARD DD080 DDSEATSUF-00 50 [System Matched Income Data]   |       | 2,630.10    | 173,770.22 |

Seaton SF

# General Ledger - Audit View

For The Period 01 July 2020 - 30 June 2021

| Transaction Date | Transaction Source | Processed Date | Last Modified By                    | Transaction Type | Description   | Units | Amount \$  | Balance \$ |
|------------------|--------------------|----------------|-------------------------------------|------------------|---|-------|------------|------------|
| 15/07/2020       | Bank Data Service  | 18/09/2021     | michelle@pamilyaaccosuntants.com.au | Bank Statement   | Janus Henderson 200025427 DVND 56                             |       | 1,512.27   | 175,282.49 |
| 15/07/2020       | Bank Data Service  | 18/09/2021     | michelle@pamilyaaccosuntants.com.au | Bank Statement   | Janus Henderson 200025427 DVND 56                             |       | 1,263.74   | 176,546.23 |
| 16/07/2020       | Bank Data Service  | 18/09/2021     | michelle@pamilyaaccosuntants.com.au | Bank Statement   | FIL RESPONSIBLE FIL0003480317 50 [System Matched Income Data] |       | 7,034.65   | 183,580.88 |
| 31/07/2020       | Bank Data Service  | 07/08/2020     |                                     | Bank Statement   | PP TO GR & JA SEATON 46                                       |       | (9,500.00) | 174,080.88 |
| 31/07/2020       | Bank Data Service  | 07/08/2020     |                                     | Bank Statement   | MACQUARIE CMA INTEREST PAID INTR 73                           |       | 6.80       | 174,087.68 |
| 07/08/2020       | Bank Data Service  | 18/09/2021     | michelle@pamilyaaccosuntants.com.au | Bank Statement   | FPSL DISTRIBUTIO FPL DI 400207032 50                          |       | 268.59     | 174,356.27 |
| 10/08/2020       | Bank Data Service  | 18/09/2021     | michelle@pamilyaaccosuntants.com.au | Bank Statement   | APNFM LTD CLRACC AREIT02156 Distrib 50                        |       | 352.22     | 174,708.49 |
| 31/08/2020       | Bank Data Service  | 02/09/2020     |                                     | Bank Statement   | MACQUARIE CMA INTEREST PAID INTR 73                           |       | 7.43       | 174,715.92 |
| 01/09/2020       | Bank Data Service  | 02/09/2020     |                                     | Bank Statement   | PP TO GR & JA SEATON 46                                       |       | (9,500.00) | 165,215.92 |
| 04/09/2020       | Bank Data Service  | 18/09/2021     | michelle@pamilyaaccosuntants.com.au | Bank Statement   | FPSL DISTRIBUTIO FPL DI 400207032 50                          |       | 271.93     | 165,487.85 |
| 10/09/2020       | Bank Data Service  | 18/09/2021     | michelle@pamilyaaccosuntants.com.au | Bank Statement   | APNFM LTD CLRACC AREIT02156 Distrib 50                        |       | 352.22     | 165,840.07 |
| 30/09/2020       | Bank Data Service  | 02/10/2020     |                                     | Bank Statement   | MACQUARIE CMA INTEREST PAID INTR 73                           |       | 6.86       | 165,846.93 |
| 01/10/2020       | Bank Data Service  | 02/10/2020     |                                     | Bank Statement   | PP TO GR & JA SEATON 46                                       |       | (9,500.00) | 156,346.93 |
| 08/10/2020       | Bank Data Service  | 18/09/2021     | michelle@pamilyaaccosuntants.com.au | Bank Statement   | Janus Henderson 200025427 DVND 56                             |       | 1,166.99   | 157,513.92 |
| 08/10/2020       | Bank Data Service  | 18/09/2021     | michelle@pamilyaaccosuntants.com.au | Bank Statement   | Janus Henderson 200025427 DVND 56                             |       | 417.85     | 157,931.77 |
| 08/10/2020       | Bank Data Service  | 18/09/2021     | michelle@pamilyaaccosuntants.com.au | Bank Statement   | FPSL DISTRIBUTIO FPL DI 400207032 50                          |       | 274.69     | 158,206.46 |
| 09/10/2020       | Bank Data Service  | 18/09/2021     | michelle@pamilyaaccosuntants.com.au | Bank Statement   | BT SPW C13797258 50   |       | 190.18     | 158,396.64 |
| 12/10/2020       | Bank Data Service  | 18/09/2021     | michelle@pamilyaaccosuntants.com.au | Bank Statement   | FPL DISTRIBUTION FPL DI 400206786 50                          |       | 360.48     | 158,757.12 |
| 12/10/2020       | Bank Data Service  | 18/09/2021     | michelle@pamilyaaccosuntants.com.au | Bank Statement   | FPL DISTRIBUTION FPL DI 400298288 50                          |       | 400.18     | 159,157.30 |
| 12/10/2020       | Bank Data Service  | 18/09/2021     | michelle@pamilyaaccosuntants.com.au | Bank Statement   | APNFM LTD CLRACC AREIT02156 Distrib 50                        |       | 352.22     | 159,509.52 |
| 15/10/2020       | Bank Data Service  | 23/09/2021     | michelle@pamilyaaccosuntants.com.au | Bank Statement   | 30 SEPTEMBER 2020 IMS FEE DT                                  |       | (1,882.12) | 157,627.40 |
| 23/10/2020       | Bank Data Service  | 18/09/2021     | michelle@pamilyaaccosuntants.com.au | Bank Statement   | FPL DISTRIBUTION FPL DI 400298288 50                          |       | 1,305.90   | 158,933.30 |



Seaton SF

# General Ledger - Audit View

For The Period 01 July 2020 - 30 June 2021

| Transaction Date | Transaction Source | Processed Date | Last Modified By                       | Transaction Type | Description   | Units | Amount \$    | Balance \$ |
|------------------|--------------------|----------------|--|------------------|---|-------|--------------|------------|
| 30/10/2020       | Bank Data Service  | 31/10/2020     |  | Bank Statement   | PP TO GR & JA SEATON 46                                       |       | (9,500.00)   | 149,433.30 |
| 06/11/2020       | Bank Data Service  | 18/09/2021     | michelle@pamilyaacco<br>untants.com.au | Bank Statement   | FPSL DISTRIBUTIO FPL DI 400207032 50                          |       | 275.10       | 149,708.40 |
| 10/11/2020       | Bank Data Service  | 18/09/2021     | michelle@pamilyaacco<br>untants.com.au | Bank Statement   | APNFM LTD CLRACC AREIT02156 Distrib 50                        |       | 352.22       | 150,060.62 |
| 13/11/2020       | Bank Data Service  | 23/09/2021     | michelle@pamilyaacco<br>untants.com.au | Bank Statement   | TRANSACT FUNDS TFR TO SUPERANNUATION PRO TD                   |       | (4,840.00)   | 145,220.62 |
| 13/11/2020       | Bank Data Service  | 18/09/2021     | michelle@pamilyaacco<br>untants.com.au | Bank Statement   | FIL RESPONSIBLE FIL0003573878 50 [System Matched Income Data] |       | 1,117.64     | 146,338.26 |
| 16/11/2020       | Bank Data Service  | 18/09/2021     | michelle@pamilyaacco<br>untants.com.au | Bank Statement   | BT SWT C13797258 50   |       | 3,393.76     | 149,732.02 |
| 19/11/2020       | Bank Data Service  | 17/09/2021     | michelle@pamilyaacco<br>untants.com.au | Bank Statement   | ATO ATO001100013548439 50                                     |       | 4,320.74     | 154,052.76 |
| 19/11/2020       | Bank Data Service  | 23/09/2021     | michelle@pamilyaacco<br>untants.com.au | Bank Statement   | MAGELLAN MAGELLAN0002116705 50 [System Matched Income Data]   |       | 1,679.73     | 155,732.49 |
| 26/11/2020       | Bank Data Service  | 18/09/2021     | michelle@pamilyaacco<br>untants.com.au | Bank Statement   | FPL DISTRIBUTION FPL DI 400206786 50                          |       | 5,810.93     | 161,543.42 |
| 01/12/2020       | Bank Data Service  | 02/12/2020     |  | Bank Statement   | PP TO GR & JA SEATON 46                                       |       | (9,500.00)   | 152,043.42 |
| 07/12/2020       | Bank Data Service  | 18/09/2021     | michelle@pamilyaacco<br>untants.com.au | Bank Statement   | FPSL DISTRIBUTIO FPL DI 400207032 50                          |       | 276.71       | 152,320.13 |
| 10/12/2020       | Bank Data Service  | 18/09/2021     | michelle@pamilyaacco<br>untants.com.au | Bank Statement   | APNFM LTD CLRACC AREIT02156 Distrib 50                        |       | 352.22       | 152,672.35 |
| 16/12/2020       | Bank Data Service  | 18/09/2021     | michelle@pamilyaacco<br>untants.com.au | Bank Statement   | PLATINUM INVEST PLAT72888PIF CWDL 50                          |       | 105,364.31   | 258,036.66 |
| 17/12/2020       | Bank Data Service  | 18/09/2021     | michelle@pamilyaacco<br>untants.com.au | Bank Statement   | MIML 1 85954 14033 50   |       | 120,876.28   | 378,912.94 |
| 18/12/2020       | Bank Data Service  | 18/09/2021     | michelle@pamilyaacco<br>untants.com.au | Bank Statement   | LAZARD DD080 DDSEATSUF-00 50                                  |       | 63,260.71    | 442,173.65 |
| 21/12/2020       | Bank Data Service  | 18/09/2021     | michelle@pamilyaacco<br>untants.com.au | Bank Statement   | FIDELITY GLOBAL EMERGING MARKETS DD                           |       | (100,000.00) | 342,173.65 |
| 21/12/2020       | Bank Data Service  | 23/09/2021     | michelle@pamilyaacco<br>untants.com.au | Bank Statement   | FRANKLIN GLOBAL GROWTH FUND - W CLASS DD                      |       | (60,000.00)  | 282,173.65 |
| 21/12/2020       | Bank Data Service  | 18/09/2021     | michelle@pamilyaacco<br>untants.com.au | Bank Statement   | MAGELLAN GLOBAL FUND DD                                       |       | (70,000.00)  | 212,173.65 |
| 21/12/2020       | Bank Data Service  | 18/09/2021     | michelle@pamilyaacco<br>untants.com.au | Bank Statement   | RESOLUTION CAPITAL GLOBAL PROPERTY SECUR DD                   |       | (40,000.00)  | 172,173.65 |
| 21/12/2020       | Bank Data Service  | 18/09/2021     | michelle@pamilyaacco<br>untants.com.au | Bank Statement   | Janus Henderson 200025427 13                                  |       | (50,000.00)  | 122,173.65 |
| 21/12/2020       | Bank Data Service  | 18/09/2021     | michelle@pamilyaacco<br>untants.com.au | Bank Statement   | FPL WHOLESALE AP FPL DD 400298288 13                          |       | (25,000.00)  | 97,173.65  |

Seaton SF

# General Ledger - Audit View

For The Period 01 July 2020 - 30 June 2021

| Transaction Date | Transaction Source | Processed Date | Last Modified By                       | Transaction Type | Description   | Units | Amount \$   | Balance \$ |
|------------------|--------------------|----------------|--|------------------|---|-------|-------------|------------|
| 22/12/2020       | Bank Data Service  | 23/09/2021     | michelle@pamilyaacco<br>untants.com.au | Bank Statement   | CONCESSION CONTRIB DF                                       |       | 300,000.00  | 397,173.65 |
| 22/12/2020       | Bank Data Service  | 18/09/2021     | michelle@pamilyaacco<br>untants.com.au | Bank Statement   | IFP GLOBAL FRANCHISE FUND DD                                |       | (80,000.00) | 317,173.65 |
| 22/12/2020       | Bank Data Service  | 18/09/2021     | michelle@pamilyaacco<br>untants.com.au | Bank Statement   | RBC IST Saving AUBQB261000001C8 13                          |       | (75,000.00) | 242,173.65 |
| 31/12/2020       | Bank Data Service  | 01/01/2021     |  | Bank Statement   | PP TO GR & JA SEATON 46                                     |       | (9,500.00)  | 232,673.65 |
| 31/12/2020       | Bank Data Service  | 02/01/2021     |  | Bank Statement   | MACQUARIE CMA INTEREST PAID INTR 73                         |       | 49.87       | 232,723.52 |
| 07/01/2021       | Bank Data Service  | 18/09/2021     | michelle@pamilyaacco<br>untants.com.au | Bank Statement   | SGH SGH0002166894 50  |       | 386.91      | 233,110.43 |
| 07/01/2021       | Bank Data Service  | 18/09/2021     | michelle@pamilyaacco<br>untants.com.au | Bank Statement   | INVESTORS MUTUAL Distribution IML00 50                      |       | 1,585.49    | 234,695.92 |
| 07/01/2021       | Bank Data Service  | 18/09/2021     | michelle@pamilyaacco<br>untants.com.au | Bank Statement   | SCHRODER INVESTM SCH0003615348 50                           |       | 1,331.04    | 236,026.96 |
| 08/01/2021       | Bank Data Service  | 18/09/2021     | michelle@pamilyaacco<br>untants.com.au | Bank Statement   | RBC IST Distr aubqB26G000009AC DVND 56                      |       | 4,597.38    | 240,624.34 |
| 08/01/2021       | Bank Data Service  | 18/09/2021     | michelle@pamilyaacco<br>untants.com.au | Bank Statement   | Janus Henderson 200025427 DVND 56                           |       | 643.80      | 241,268.14 |
| 08/01/2021       | Bank Data Service  | 18/09/2021     | michelle@pamilyaacco<br>untants.com.au | Bank Statement   | Janus Henderson 200025427 DVND 56                           |       | 285.24      | 241,553.38 |
| 11/01/2021       | Bank Data Service  | 18/09/2021     | michelle@pamilyaacco<br>untants.com.au | Bank Statement   | APNFM LTD CLRACC AREIT02156 Distrib 50                      |       | 352.22      | 241,905.60 |
| 11/01/2021       | Bank Data Service  | 18/09/2021     | michelle@pamilyaacco<br>untants.com.au | Bank Statement   | BT SPW C13797258 50   |       | 629.96      | 242,535.56 |
| 11/01/2021       | Bank Data Service  | 18/09/2021     | michelle@pamilyaacco<br>untants.com.au | Bank Statement   | FPL DISTRIBUTION FPL DI 400298288 50                        |       | 592.28      | 243,127.84 |
| 11/01/2021       | Bank Data Service  | 18/09/2021     | michelle@pamilyaacco<br>untants.com.au | Bank Statement   | FPSL DISTRIBUTIO FPL DI 400207032 50                        |       | 282.30      | 243,410.14 |
| 12/01/2021       | Bank Data Service  | 18/09/2021     | michelle@pamilyaacco<br>untants.com.au | Bank Statement   | MIML 1 85954 14077 50                                       |       | 215.10      | 243,625.24 |
| 13/01/2021       | Bank Data Service  | 18/09/2021     | michelle@pamilyaacco<br>untants.com.au | Bank Statement   | FPL DISTRIBUTION FPL DI 400206786 50                        |       | 330.48      | 243,955.72 |
| 15/01/2021       | Bank Data Service  | 23/09/2021     | michelle@pamilyaacco<br>untants.com.au | Bank Statement   | DECEMBER 2020 IMS FEE DT                                    |       | (2,500.39)  | 241,455.33 |
| 15/01/2021       | Bank Data Service  | 23/09/2021     | michelle@pamilyaacco<br>untants.com.au | Bank Statement   | MAGELLAN MAGELLAN0002173489 50 [System Matched Income Data] |       | 2,506.03    | 243,961.36 |
| 15/01/2021       | Bank Data Service  | 23/09/2021     | michelle@pamilyaacco<br>untants.com.au | Bank Statement   | RBC IST Distr aubqB26G000009D2 DVND 56                      |       | 1,406.25    | 245,367.61 |
| 29/01/2021       | Bank Data Service  | 31/01/2021     |  | Bank Statement   | MACQUARIE CMA INTEREST PAID INTR 73                         |       | 27.56       | 245,395.17 |
| 01/02/2021       | Bank Data Service  | 02/02/2021     |  | Bank Statement   | PP TO GR & JA SEATON 46                                     |       | (9,500.00)  | 235,895.17 |

Seaton SF

# General Ledger - Audit View

For The Period 01 July 2020 - 30 June 2021

| Transaction Date | Transaction Source | Processed Date | Last Modified By                   | Transaction Type | Description   | Units | Amount \$  | Balance \$ |
|------------------|--------------------|----------------|------------------------------------|------------------|---|-------|------------|------------|
| 05/02/2021       | Bank Data Service  | 18/09/2021     | michelle@pamilyaaccountants.com.au | Bank Statement   | FPSL DISTRIBUTIO FPL DI 400207032 50                                |       | 284.97     | 236,180.14 |
| 10/02/2021       | Bank Data Service  | 18/09/2021     | michelle@pamilyaaccountants.com.au | Bank Statement   | APNFM LTD CLRACC AREIT02156 Distrib 50                              |       | 352.22     | 236,532.36 |
| 26/02/2021       | Bank Data Service  | 28/02/2021     |                                    | Bank Statement   | MACQUARIE CMA INTEREST PAID INTR 73                                 |       | 21.80      | 236,554.16 |
| 01/03/2021       | Bank Data Service  | 02/03/2021     |                                    | Bank Statement   | PP TO GR & JA SEATON 46   |       | (9,500.00) | 227,054.16 |
| 05/03/2021       | Bank Data Service  | 18/09/2021     | michelle@pamilyaaccountants.com.au | Bank Statement   | FPSL DISTRIBUTIO FPL DI 400207032 50                                |       | 286.85     | 227,341.01 |
| 10/03/2021       | Bank Data Service  | 18/09/2021     | michelle@pamilyaaccountants.com.au | Bank Statement   | APNFM LTD CLRACC AREIT02156 Distrib 50 [System Matched Income Data] |       | 352.22     | 227,693.23 |
| 31/03/2021       | Bank Data Service  | 01/04/2021     |                                    | Bank Statement   | MACQUARIE CMA INTEREST PAID INTR 73                                 |       | 23.24      | 227,716.47 |
| 01/04/2021       | Bank Data Service  | 02/04/2021     |                                    | Bank Statement   | PP TO GR & JA SEATON 46   |       | (9,500.00) | 218,216.47 |
| 07/04/2021       | Bank Data Service  | 18/09/2021     | michelle@pamilyaaccountants.com.au | Bank Statement   | PENDAL PENDAL0002243764 50  |       | 392.24     | 218,608.71 |
| 09/04/2021       | Bank Data Service  | 18/09/2021     | michelle@pamilyaaccountants.com.au | Bank Statement   | Janus Henderson 200025427 DVND 56                                   |       | 704.33     | 219,313.04 |
| 09/04/2021       | Bank Data Service  | 18/09/2021     | michelle@pamilyaaccountants.com.au | Bank Statement   | Janus Henderson 200025427 DVND 56                                   |       | 468.34     | 219,781.38 |
| 12/04/2021       | Bank Data Service  | 18/09/2021     | michelle@pamilyaaccountants.com.au | Bank Statement   | FIL RESPONSIBLE FIL0003690127 50                                    |       | 223.20     | 220,004.58 |
| 12/04/2021       | Bank Data Service  | 18/09/2021     | michelle@pamilyaaccountants.com.au | Bank Statement   | FPL DISTRIBUTION FPL DI 400298288 50                                |       | 585.92     | 220,590.50 |
| 12/04/2021       | Bank Data Service  | 18/09/2021     | michelle@pamilyaaccountants.com.au | Bank Statement   | APNFM LTD CLRACC AREIT02156 Distrib 50                              |       | 352.22     | 220,942.72 |
| 12/04/2021       | Bank Data Service  | 18/09/2021     | michelle@pamilyaaccountants.com.au | Bank Statement   | FPSL DISTRIBUTIO FPL DI 400207032 50                                |       | 832.87     | 221,775.59 |
| 13/04/2021       | Bank Data Service  | 18/09/2021     | michelle@pamilyaaccountants.com.au | Bank Statement   | FPL DISTRIBUTION FPL DI 400206786 50                                |       | 653.01     | 222,428.60 |
| 15/04/2021       | Bank Data Service  | 23/09/2021     | michelle@pamilyaaccountants.com.au | Bank Statement   | MARCH 2021 IMS FEE DT   |       | (2,544.48) | 219,884.12 |
| 16/04/2021       | Bank Data Service  | 23/09/2021     | michelle@pamilyaaccountants.com.au | Bank Statement   | RBC IST Distr aubqB26G00000A5D DVND 56                              |       | 507.64     | 220,391.76 |
| 30/04/2021       | Bank Data Service  | 01/05/2021     |                                    | Bank Statement   | PP TO GR & JA SEATON 46   |       | (9,500.00) | 210,891.76 |
| 30/04/2021       | Bank Data Service  | 02/05/2021     |                                    | Bank Statement   | MACQUARIE CMA INTEREST PAID INTR 73                                 |       | 21.62      | 210,913.38 |
| 10/05/2021       | Bank Data Service  | 18/09/2021     | michelle@pamilyaaccountants.com.au | Bank Statement   | APNFM LTD CLRACC AREIT02156 Distrib 50                              |       | 352.22     | 211,265.60 |
| 11/05/2021       | Bank Data Service  | 18/09/2021     | michelle@pamilyaaccountants.com.au | Bank Statement   | FPSL DISTRIBUTIO FPL DI 400207032 50                                |       | 845.91     | 212,111.51 |

Seaton SF

# General Ledger - Audit View

For The Period 01 July 2020 - 30 June 2021

| Transaction Date  | Transaction Source                  | Processed Date | Last Modified By                    | Transaction Type | Description   | Units | Amount \$  | Balance \$ |
|---|-------------------------------------|----------------|-------------------------------------|------------------|---|-------|------------|------------|
| 31/05/2021  | Bank Data Service                   | 02/06/2021     |                                     | Bank Statement   | MACQUARIE CMA INTEREST PAID INTR 73                     |       | 21.59      | 212,133.10 |
| 01/06/2021  | Bank Data Service                   | 02/06/2021     |                                     | Bank Statement   | PP TO GR & JA SEATON 46                                 |       | (9,500.00) | 202,633.10 |
| 07/06/2021  | Bank Data Service                   | 18/09/2021     | michelle@familyaaccosuntants.com.au | Bank Statement   | FPSL DISTRIBUTIO FPL DI 400207032 50                    |       | 837.68     | 203,470.78 |
| 09/06/2021  | Bank Data Service                   | 18/09/2021     | michelle@familyaaccosuntants.com.au | Bank Statement   | JUDY CONCESSION DF                                      |       | 20,000.00  | 223,470.78 |
| 10/06/2021  | Bank Data Service                   | 18/09/2021     | michelle@familyaaccosuntants.com.au | Bank Statement   | TFR REF JUDY CONCESSION DF                              |       | 5,000.00   | 228,470.78 |
| 10/06/2021  | Bank Data Service                   | 18/09/2021     | michelle@familyaaccosuntants.com.au | Bank Statement   | APNFM LTD CLRACC AREIT02156 Distrib 50                  |       | 352.22     | 228,823.00 |
| 30/06/2021  | Bank Data Service                   | 01/07/2021     |                                     | Bank Statement   | MACQUARIE CMA INTEREST PAID INTR 73                     |       | 21.86      | 228,844.86 |
|   |                                     |                |                                     |                  |   |       | 103,047.10 | 228,844.86 |
| <b>Distributions Receivable (61800)</b>                 |                                     |                |                                     |                  |   |       |            |            |
| <u>APN AREIT Fund (APN0008AU)</u>                       |                                     |                |                                     |                  |   |       |            |            |
| 01/07/2020  | Opening Balance                     |                |                                     |                  | Opening Balance   |       |            | 352.22     |
| 10/07/2020  | Bank Data Service                   | 17/09/2021     | michelle@familyaaccosuntants.com.au | Bank Statement   | APNFM LTD CLRACC AREIT02156 Distrib 50                  |       | (352.22)   | 0.00       |
| 30/06/2021  | michelle@familyaaccosuntants.com.au | 18/09/2021     | michelle@familyaaccosuntants.com.au | General Journal  | APN Property Group distribution receivable              |       | 352.22     | 352.22     |
|   |                                     |                |                                     |                  |   |       | 0.00       | 352.22     |
| <u>Pendal Wholesale Property Securities (BTA0061AU)</u> |                                     |                |                                     |                  |   |       |            |            |
| 01/07/2020  | Opening Balance                     |                |                                     |                  | Opening Balance   |       |            | 962.97     |
| 14/07/2020  | Bank Data Service                   | 18/09/2021     | michelle@familyaaccosuntants.com.au | Bank Statement   | BT SPW C13797258 50                                     |       | (962.97)   | 0.00       |
| 30/06/2021  | michelle@familyaaccosuntants.com.au | 18/09/2021     | michelle@familyaaccosuntants.com.au | General Journal  | Pendal Property securities fund distribution receivable |       | 11,139.60  | 11,139.60  |
|   |                                     |                |                                     |                  |   |       | 10,176.63  | 11,139.60  |
| <u>Bentham Ws Global Income Fund (CSA0038AU)</u>        |                                     |                |                                     |                  |   |       |            |            |
| 01/07/2020  | Opening Balance                     |                |                                     |                  | Opening Balance   |       |            | 679.85     |
| 14/07/2020  | Bank Data Service                   | 17/09/2021     | michelle@familyaaccosuntants.com.au | Bank Statement   | FPSL DISTRIBUTIO FPL DI 400207032 50                    |       | (679.85)   | 0.00       |
| 30/06/2021  | michelle@familyaaccosuntants.com.au | 18/09/2021     | michelle@familyaaccosuntants.com.au | General Journal  | Bentham Global Income Fund Distribution Receivable      |       | 1,046.19   | 1,046.19   |
|   |                                     |                |                                     |                  |   |       | 366.34     | 1,046.19   |

Seaton SF

# General Ledger - Audit View

For The Period 01 July 2020 - 30 June 2021

| Transaction Date  | Transaction Source                  | Processed Date | Last Modified By                    | Transaction Type | Description   | Units | Amount \$  | Balance \$ |
|---|-------------------------------------|----------------|-------------------------------------|------------------|---|-------|------------|------------|
| <u>SGH Ice (ETL0062AU)</u>  |                                     |                |                                     |                  |   |       |            |            |
| 01/07/2020  | Opening Balance                     |                |                                     |                  | Opening Balance   |       |            | 284.50     |
| 14/07/2020  | Bank Data Service                   | 07/08/2020     |                                     | Bank Statement   | SGH SGH0001000182 50  |       | (284.50)   | 0.00       |
| 30/06/2021  | michelle@pamilyaacco untants.com.au | 18/09/2021     | michelle@pamilyaacco untants.com.au | General Journal  | sGH ICE distribution receivable                               |       | 13,560.00  | 13,560.00  |
|   |                                     |                |                                     |                  |   |       | 13,275.50  | 13,560.00  |
| <u>Fidelity Global Emerging Markets Fund (managed Fund) (FEMX.AX)</u> |                                     |                |                                     |                  |   |       |            |            |
| 30/06/2021  | michelle@pamilyaacco untants.com.au | 18/09/2021     | michelle@pamilyaacco untants.com.au | General Journal  | Fidelity Global Emerging Markets Fund Distribution Receivable |       | 175.52     | 175.52     |
|   |                                     |                |                                     |                  |   |       | 175.52     | 175.52     |
| <u>Fidelity Aust Equities Fund (FID0008AU)</u>                        |                                     |                |                                     |                  |   |       |            |            |
| 01/07/2020  | Opening Balance                     |                |                                     |                  | Opening Balance   |       |            | 7,034.65   |
| 16/07/2020  | Bank Data Service                   | 18/09/2021     | michelle@pamilyaacco untants.com.au | Bank Statement   | FIL RESPONSIBLE FIL0003480317 50 [System Matched Income Data] |       | (7,034.65) | 0.00       |
| 30/06/2021  | michelle@pamilyaacco untants.com.au | 18/09/2021     | michelle@pamilyaacco untants.com.au | General Journal  | Fidelity Australian Equities Fund Distribution Receivable     |       | 6,090.61   | 6,090.61   |
|   |                                     |                |                                     |                  |   |       | (944.04)   | 6,090.61   |
| <u>Franklin Global Growth Fund-CI W (FRT0009AU)</u>                   |                                     |                |                                     |                  |   |       |            |            |
| 01/07/2020  | Opening Balance                     |                |                                     |                  | Opening Balance   |       |            | 6,381.80   |
| 07/07/2020  | Bank Data Service                   | 07/08/2020     |                                     | Bank Statement   | FRANKLIN TEMPLET FT0003473712 50                              |       | (6,381.80) | 0.00       |
|   |                                     |                |                                     |                  |   |       | (6,381.80) | 0.00       |
| <u>Greencape Wsale Broadcap Fund (HOW0034AU)</u>                      |                                     |                |                                     |                  |   |       |            |            |
| 30/06/2021  | michelle@pamilyaacco untants.com.au | 18/09/2021     | michelle@pamilyaacco untants.com.au | General Journal  | Greencape Broadcap Fund distributions receivable              |       | 4,361.40   | 4,361.40   |
|   |                                     |                |                                     |                  |   |       | 4,361.40   | 4,361.40   |
| <u>Ardea Real Outcome Fund (HOW0098AU)</u>                            |                                     |                |                                     |                  |   |       |            |            |
| 01/07/2020  | Opening Balance                     |                |                                     |                  | Opening Balance   |       |            | 1,482.60   |
| 08/07/2020  | Bank Data Service                   | 17/09/2021     | michelle@pamilyaacco untants.com.au | Bank Statement   | FPL DISTRIBUTION FPL DI 400298288 50                          |       | (1,482.60) | 0.00       |
|   |                                     |                |                                     |                  |   |       | (1,482.60) | 0.00       |
| <u>Investors Mutual Australian Share Fund (IML0002AU)</u>             |                                     |                |                                     |                  |   |       |            |            |

Seaton SF

# General Ledger - Audit View

For The Period 01 July 2020 - 30 June 2021

| Transaction Date                                       | Transaction Source                  | Processed Date | Last Modified By                    | Transaction Type | Description   | Units | Amount \$  | Balance \$ |
|--|-------------------------------------|----------------|-------------------------------------|------------------|---|-------|------------|------------|
| 01/07/2020   | Opening Balance                     |                |                                     |                  | Opening Balance   |       |            | 6,777.62   |
| 10/07/2020   | Bank Data Service                   | 07/08/2020     |                                     | Bank Statement   | RBC IST Distr aubqB26G000008A2 DVND 56                    |       | (6,777.60) | 0.02       |
| 30/06/2021   | michelle@pamilyaacco untants.com.au | 18/09/2021     | michelle@pamilyaacco untants.com.au | General Journal  | Investors Mutual Ltd distribution receivable              |       | 6,799.65   | 6,799.67   |
|  |                                     |                |                                     |                  |   |       | 22.05      | 6,799.67   |
| <u>Janus Henderson Aust Fixed Interest (IOF0046AU)</u> |                                     |                |                                     |                  |   |       |            |            |
| 01/07/2020   | Opening Balance                     |                |                                     |                  | Opening Balance   |       |            | 1,512.27   |
| 15/07/2020   | Bank Data Service                   | 18/09/2021     | michelle@pamilyaacco untants.com.au | Bank Statement   | Janus Henderson 200025427 DVND 56                         |       | (1,512.27) | 0.00       |
| 30/06/2021   | michelle@pamilyaacco untants.com.au | 18/09/2021     | michelle@pamilyaacco untants.com.au | General Journal  | Janus Henderson Aust Fixed Distribution receivable        |       | 2,492.00   | 2,492.00   |
|  |                                     |                |                                     |                  |   |       | 979.73     | 2,492.00   |
| <u>Henderson Tactical Income Trust (IOF0145AU)</u>     |                                     |                |                                     |                  |   |       |            |            |
| 01/07/2020   | Opening Balance                     |                |                                     |                  | Opening Balance   |       |            | 1,263.74   |
| 15/07/2020   | Bank Data Service                   | 18/09/2021     | michelle@pamilyaacco untants.com.au | Bank Statement   | Janus Henderson 200025427 DVND 56                         |       | (1,263.74) | 0.00       |
| 30/06/2021   | michelle@pamilyaacco untants.com.au | 18/09/2021     | michelle@pamilyaacco untants.com.au | General Journal  | Henderson Tactical Income Fund Distribution receivable    |       | 805.08     | 805.08     |
|  |                                     |                |                                     |                  |   |       | (458.66)   | 805.08     |
| <u>Lazard Emerging Markets Equity Fund (LAZ0003AU)</u> |                                     |                |                                     |                  |   |       |            |            |
| 01/07/2020   | Opening Balance                     |                |                                     |                  | Opening Balance   |       |            | 2,630.10   |
| 15/07/2020   | Bank Data Service                   | 18/09/2021     | michelle@pamilyaacco untants.com.au | Bank Statement   | LAZARD DD080 DDSEATSUF-00 50 [System Matched Income Data] |       | (2,630.10) | 0.00       |
|  |                                     |                |                                     |                  |   |       | (2,630.10) | 0.00       |
| <u>IFP Global Franchise (MAQ0404AU)</u>                |                                     |                |                                     |                  |   |       |            |            |
| 01/07/2020   | Opening Balance                     |                |                                     |                  | Opening Balance   |       |            | 9,837.77   |
| 09/07/2020   | Bank Data Service                   | 07/08/2020     |                                     | Bank Statement   | MIML 1 85954 13695 50                                     |       | (9,837.77) | 0.00       |
| 30/06/2021   | michelle@pamilyaacco untants.com.au | 18/09/2021     | michelle@pamilyaacco untants.com.au | General Journal  | IFP Global Franchise Fund distribution receivable         |       | 10,410.11  | 10,410.11  |
|  |                                     |                |                                     |                  |   |       | 572.34     | 10,410.11  |
| <u>Walter Scott Global Equity Fund (MAQ0410AU)</u>     |                                     |                |                                     |                  |   |       |            |            |
| 01/07/2020   | Opening Balance                     |                |                                     |                  | Opening Balance   |       |            | 1,484.03   |

Seaton SF

# General Ledger - Audit View

For The Period 01 July 2020 - 30 June 2021

| Transaction Date                                  | Transaction Source                  | Processed Date | Last Modified By                    | Transaction Type | Description   | Units | Amount \$  | Balance \$ |
|---|-------------------------------------|----------------|-------------------------------------|------------------|---|-------|------------|------------|
| 09/07/2020  | Bank Data Service                   | 07/08/2020     |                                     | Bank Statement   | MIML 1 85954 13696 50                                       |       | (1,484.03) | 0.00       |
|   |                                     |                |                                     |                  |   |       | (1,484.03) | 0.00       |
| <u>Arrowstreet Global Equity Fund (MAQ0464AU)</u> |                                     |                |                                     |                  |   |       |            |            |
| 01/07/2020  | Opening Balance                     |                |                                     |                  | Opening Balance   |       |            | 8,068.92   |
| 09/07/2020  | Bank Data Service                   | 07/08/2020     |                                     | Bank Statement   | MIML 1 85954 13693 50                                       |       | (8,068.92) | 0.00       |
| 30/06/2021  | michelle@pamilyaacco untants.com.au | 18/09/2021     | michelle@pamilyaacco untants.com.au | General Journal  | Arrowstreet Global Equity distribution receivable           |       | 16,776.73  | 16,776.73  |
|   |                                     |                |                                     |                  |   |       | 8,707.81   | 16,776.73  |
| <u>Magellan Global Fund (MGE0001AU)</u>           |                                     |                |                                     |                  |   |       |            |            |
| 01/07/2020  | Opening Balance                     |                |                                     |                  | Opening Balance   |       |            | 3,614.18   |
| 14/07/2020  | Bank Data Service                   | 23/09/2021     | michelle@pamilyaacco untants.com.au | Bank Statement   | MAGELLAN MAGELLAN0000988973 50 [System Matched Income Data] |       | (3,614.18) | 0.00       |
| 30/06/2021  | michelle@pamilyaacco untants.com.au | 23/09/2021     | michelle@pamilyaacco untants.com.au | General Journal  | Magellan Global Fund Distribution receivable                |       | 3,195.67   | 3,195.67   |
|   |                                     |                |                                     |                  |   |       | (418.51)   | 3,195.67   |
| <u>Magellan Infrastructure Fd (MGE0002AU)</u>     |                                     |                |                                     |                  |   |       |            |            |
| 01/07/2020  | Opening Balance                     |                |                                     |                  | Opening Balance   |       |            | 2,774.19   |
| 14/07/2020  | Bank Data Service                   | 18/09/2021     | michelle@pamilyaacco untants.com.au | Bank Statement   | MAGELLAN MAGELLAN0000991542 50                              |       | (2,774.19) | 0.00       |
| 30/06/2021  | michelle@pamilyaacco untants.com.au | 23/09/2021     | michelle@pamilyaacco untants.com.au | General Journal  | Magellan Infrastructure Fund Distribution receivable        |       | 2,506.03   | 2,506.03   |
|   |                                     |                |                                     |                  |   |       | (268.16)   | 2,506.03   |
| <u>Platinum - International Fund (PLA0002AU)</u>  |                                     |                |                                     |                  |   |       |            |            |
| 01/07/2020  | Opening Balance                     |                |                                     |                  | Opening Balance   |       |            | 4,406.63   |
| 14/07/2020  | Bank Data Service                   | 07/08/2020     |                                     | Bank Statement   | PLATINUM INVEST PIF 72888CPAMdis20 50                       |       | (4,406.63) | 0.00       |
|   |                                     |                |                                     |                  |   |       | (4,406.63) | 0.00       |
| <u>Platinum - Japan Fund (PLA0003AU)</u>          |                                     |                |                                     |                  |   |       |            |            |
| 30/06/2021  | michelle@pamilyaacco untants.com.au | 23/09/2021     | michelle@pamilyaacco untants.com.au | General Journal  | Platinum Japan Fund distribution receivable                 |       | 1,398.58   | 1,398.58   |
|   |                                     |                |                                     |                  |   |       | 1,398.58   | 1,398.58   |
| <u>Platinum - Asia Fund (PLA0004AU)</u>           |                                     |                |                                     |                  |   |       |            |            |

Seaton SF

# General Ledger - Audit View

For The Period 01 July 2020 - 30 June 2021

| Transaction Date                                       | Transaction Source                  | Processed Date | Last Modified By                    | Transaction Type | Description   | Units | Amount \$  | Balance \$ |
|--|-------------------------------------|----------------|-------------------------------------|------------------|---|-------|------------|------------|
| 01/07/2020   | Opening Balance                     |                |                                     |                  | Opening Balance   |       |            | 4,478.33   |
| 14/07/2020   | Bank Data Service                   | 07/08/2020     |                                     | Bank Statement   | PLATINUM INVEST PAF 72888CPAMdis20 50                             |       | (4,478.33) | 0.00       |
| 30/06/2021   | michelle@pamilyaacco untants.com.au | 23/09/2021     | michelle@pamilyaacco untants.com.au | General Journal  | Platinum Asia Fund Distribution receivable                        |       | 9,719.33   | 9,719.33   |
|  |                                     |                |                                     |                  |   |       | 5,241.00   | 9,719.33   |
| <u>Pendal Wsale Smaller Companies Fund (RFA0819AU)</u> |                                     |                |                                     |                  |   |       |            |            |
| 01/07/2020   | Opening Balance                     |                |                                     |                  | Opening Balance   |       |            | 2,681.07   |
| 14/07/2020   | Bank Data Service                   | 18/09/2021     | michelle@pamilyaacco untants.com.au | Bank Statement   | BT SPW C13797258 50   |       | (2,681.07) | 0.00       |
| 30/06/2021   | michelle@pamilyaacco untants.com.au | 18/09/2021     | michelle@pamilyaacco untants.com.au | General Journal  | Pendal Smaller Companies Fund distribution receivable             |       | 18,051.90  | 18,051.90  |
|  |                                     |                |                                     |                  |   |       | 15,370.83  | 18,051.90  |
| <u>Schroder Wholesale Aust Equity Fund (SCH0101AU)</u> |                                     |                |                                     |                  |   |       |            |            |
| 01/07/2020   | Opening Balance                     |                |                                     |                  | Opening Balance   |       |            | 1,568.70   |
| 07/07/2020   | Bank Data Service                   | 18/09/2021     | michelle@pamilyaacco untants.com.au | Bank Statement   | SCHRODER INVESTM SCH0003471108 50                                 |       | (1,568.70) | 0.00       |
| 30/06/2021   | michelle@pamilyaacco untants.com.au | 18/09/2021     | michelle@pamilyaacco untants.com.au | General Journal  | Schroder Wholesale Australian equity fund distribution receivable |       | 1,487.12   | 1,487.12   |
|  |                                     |                |                                     |                  |   |       | (81.58)    | 1,487.12   |
| <u>Legg Msn Brandywine Gbl Incm OptFd (SSB0515AU)</u>  |                                     |                |                                     |                  |   |       |            |            |
| 01/07/2020   | Opening Balance                     |                |                                     |                  | Opening Balance   |       |            | 27.85      |
| 13/07/2020   | Bank Data Service                   | 07/08/2020     |                                     | Bank Statement   | RBC IST Distr aubqB26G0000089A DVND 56                            |       | (27.85)    | 0.00       |
| 30/06/2021   | michelle@pamilyaacco untants.com.au | 18/09/2021     | michelle@pamilyaacco untants.com.au | General Journal  | Legg Mason Brandywine distribution receivable                     |       | 3,313.21   | 3,313.21   |
|  |                                     |                |                                     |                  |   |       | 3,285.36   | 3,313.21   |
| <u>Resolution Cap Gbl Prop Sec Fund (WHT0015AU22)</u>  |                                     |                |                                     |                  |   |       |            |            |
| 01/07/2020   | Opening Balance                     |                |                                     |                  | Opening Balance   |       |            | 775.87     |
| 10/07/2020   | Bank Data Service                   | 07/08/2020     |                                     | Bank Statement   | RBC IST Distr aubqB26G00000881 DVND 56                            |       | (775.87)   | 0.00       |
| 30/06/2021   | michelle@pamilyaacco untants.com.au | 23/09/2021     | michelle@pamilyaacco untants.com.au | General Journal  | bring in trust dist receivable Resolution Capital Global          |       | 577.45     | 577.45     |
|  |                                     |                |                                     |                  |   |       | (198.42)   | 577.45     |

**Managed Investments (Australian) (74700)**



Seaton SF

# General Ledger - Audit View

For The Period 01 July 2020 - 30 June 2021

| Transaction Date  | Transaction Source | Processed Date | Last Modified By                   | Transaction Type | Description   | Units      | Amount \$   | Balance \$ |
|---|--------------------|----------------|------------------------------------|------------------|---|------------|-------------|------------|
| <u>APN AREIT Fund (APN0008AU)</u>                                     |                    |                |                                    |                  |   |            |             |            |
| 01/07/2020  | Opening Balance    |                |                                    |                  | Opening Balance   | 50,643.41  |             | 64,676.70  |
| 30/11/2020  | SYSTEM             | 29/11/2020     |                                    | System Journal   | Revaluation - 26/11/2020 @ \$1.458700 (Exit) - 50,643.410000 Units on hand        |            | 9,196.84    | 73,873.54  |
| 30/06/2021  | Michelle Gargar    | 23/09/2021     |                                    | System Journal   | Revaluation - 30/06/2021 @ \$1.535200 (Custom) - 50,643.410000 Units on hand      |            | 3,874.22    | 77,747.76  |
|   |                    |                |                                    |                  |   | 50,643.41  | 13,071.06   | 77,747.76  |
| <u>Pendal Wholesale Property Securities (BTA0061AU)</u>               |                    |                |                                    |                  |   |            |             |            |
| 01/07/2020  | Opening Balance    |                |                                    |                  | Opening Balance   | 118,859.88 |             | 71,850.80  |
| 30/11/2020  | SYSTEM             | 29/11/2020     |                                    | System Journal   | Revaluation - 26/11/2020 @ \$0.693400 (Exit) - 118,859.880000 Units on hand       |            | 10,566.64   | 82,417.44  |
| 30/06/2021  | Michelle Gargar    | 23/09/2021     |                                    | System Journal   | Revaluation - 30/06/2021 @ \$0.667500 (Custom) - 118,859.880000 Units on hand     |            | (3,078.47)  | 79,338.97  |
|   |                    |                |                                    |                  |   | 118,859.88 | 7,488.17    | 79,338.97  |
| <u>Bentham Ws Global Income Fund (CSA0038AU)</u>                      |                    |                |                                    |                  |   |            |             |            |
| 01/07/2020  | Opening Balance    |                |                                    |                  | Opening Balance   | 92,171.84  |             | 92,761.74  |
| 30/11/2020  | SYSTEM             | 29/11/2020     |                                    | System Journal   | Revaluation - 25/11/2020 @ \$1.053200 (Exit) - 92,171.839200 Units on hand        |            | 4,313.64    | 97,075.38  |
| 30/06/2021  | Michelle Gargar    | 23/09/2021     |                                    | System Journal   | Revaluation - 30/06/2021 @ \$1.049800 (Custom) - 92,171.839200 Units on hand      |            | (313.38)    | 96,762.00  |
|   |                    |                |                                    |                  |   | 92,171.84  | 4,000.26    | 96,762.00  |
| <u>SGH Ice (ETL0062AU)</u>  |                    |                |                                    |                  |   |            |             |            |
| 01/07/2020  | Opening Balance    |                |                                    |                  | Opening Balance   | 60,462.42  |             | 117,496.61 |
| 30/11/2020  | SYSTEM             | 29/11/2020     |                                    | System Journal   | Revaluation - 26/11/2020 @ \$2.268900 (Exit) - 60,462.416600 Units on hand        |            | 19,686.57   | 137,183.18 |
| 30/06/2021  | Michelle Gargar    | 23/09/2021     |                                    | System Journal   | Revaluation - 30/06/2021 @ \$2.497300 (Custom) - 60,462.416600 Units on hand      |            | 13,809.61   | 150,992.79 |
|   |                    |                |                                    |                  |   | 60,462.42  | 33,496.18   | 150,992.79 |
| <u>Fidelity Global Emerging Markets Fund (managed Fund) (FEMX.AX)</u> |                    |                |                                    |                  |   |            |             |            |
| 21/12/2020  | Bank Data Service  | 18/09/2021     | michelle@familyaaccountants.com.au | Bank Statement   | FIDELITY GLOBAL EMERGING MARKETS DD   | 4,718.52   | 100,000.00  | 100,000.00 |
| 30/06/2021  | Michelle Gargar    | 23/09/2021     |                                    | System Journal   | Revaluation - 30/06/2021 @ \$7.030000 (System Price) - 4,718.520000 Units on hand |            | (66,828.80) | 33,171.20  |

## Seaton SF

**General Ledger - Audit View**

For The Period 01 July 2020 - 30 June 2021

| Transaction Date  | Transaction Source | Processed Date | Last Modified By                   | Transaction Type | Description   | Units     | Amount \$      | Balance \$   |
|---|--------------------|----------------|------------------------------------|------------------|---|-----------|----------------|--------------|
| 30/06/2021  | Michelle Gargar    | 29/09/2021     |                                    | System Journal   | Revaluation - 30/06/2021 @ \$23.638500 (Custom) - 4,718.520000 Units on hand  |           | 78,367.54      | 111,538.74   |
|   |                    |                |                                    |                  |   | 4,718.52  | 111,538.74     | 111,538.74   |
| <u>Fidelity Aust Equities Fund (FID0008AU)</u>          |                    |                |                                    |                  |   |           |                |              |
| 01/07/2020  | Opening Balance    |                |                                    |                  | Opening Balance   | 4,384.07  |                | 143,100.43   |
| 30/11/2020  | SYSTEM             | 29/11/2020     |                                    | System Journal   | Revaluation - 26/11/2020 @ \$34.901900 (Exit) - 4,384.070000 Units on hand    |           | 9,911.94       | 153,012.37   |
| 30/06/2021  | Michelle Gargar    | 23/09/2021     |                                    | System Journal   | Revaluation - 30/06/2021 @ \$39.031500 (Custom) - 4,384.070000 Units on hand  |           | 18,104.46      | 171,116.83   |
|   |                    |                |                                    |                  |   | 4,384.07  | 28,016.40      | 171,116.83   |
| <u>Franklin Global Growth Fund-CI W (FRT0009AU)</u>     |                    |                |                                    |                  |   |           |                |              |
| 01/07/2020  | Opening Balance    |                |                                    |                  | Opening Balance   | 53,221.68 |                | 105,900.50   |
| 30/11/2020  | SYSTEM             | 29/11/2020     |                                    | System Journal   | Revaluation - 26/11/2020 @ \$2.165100 (Exit) - 53,221.680000 Units on hand    |           | 9,329.76       | 115,230.26   |
| 21/12/2020  | Bank Data Service  | 23/09/2021     | michelle@pamilyaaccountants.com.au | Bank Statement   | FRANKLIN GLOBAL GROWTH FUND - W CLASS DD                                      | 27,101.49 | 60,000.00      | 175,230.26   |
| 30/06/2021  | Michelle Gargar    | 23/09/2021     |                                    | System Journal   | Revaluation - 30/06/2021 @ \$23.638500 (Custom) - 80,323.170000 Units on hand |           | 1,723,488.99   | 1,898,719.25 |
| 30/06/2021  | Michelle Gargar    | 29/09/2021     |                                    | System Journal   | Revaluation - 30/06/2021 @ \$2.421500 (Custom) - 80,323.170000 Units on hand  |           | (1,704,216.69) | 194,502.56   |
|   |                    |                |                                    |                  |   | 80,323.17 | 88,602.06      | 194,502.56   |
| <u>Franklin Templeton Multisec Bnd Fd W (FRT0011AU)</u> |                    |                |                                    |                  |   |           |                |              |
| 01/07/2020  | Opening Balance    |                |                                    |                  | Opening Balance   | 87,873.46 |                | 81,669.59    |
| 30/11/2020  | SYSTEM             | 29/11/2020     |                                    | System Journal   | Revaluation - 26/11/2020 @ \$0.932100 (Exit) - 87,873.460000 Units on hand    |           | 237.26         | 81,906.85    |
| 30/06/2021  | Michelle Gargar    | 23/09/2021     |                                    | System Journal   | Revaluation - 30/06/2021 @ \$0.927600 (Exit) - 87,873.460000 Units on hand    |           | (395.43)       | 81,511.42    |
|   |                    |                |                                    |                  |   | 87,873.46 | (158.17)       | 81,511.42    |
| <u>Greencape Wsale Broadcap Fund (HOW0034AU)</u>        |                    |                |                                    |                  |   |           |                |              |
| 01/07/2020  | Opening Balance    |                |                                    |                  | Opening Balance   | 99,669.05 |                | 150,639.80   |
| 30/11/2020  | SYSTEM             | 29/11/2020     |                                    | System Journal   | Revaluation - 26/11/2020 @ \$1.676300 (Exit) - 99,669.045400 Units on hand    |           | 16,435.42      | 167,075.22   |
| 30/06/2021  | Michelle Gargar    | 23/09/2021     |                                    | System Journal   | Revaluation - 30/06/2021 @ \$1.790400 (Custom) - 99,669.045400 Units on hand  |           | 11,372.24      | 178,447.46   |
|   |                    |                |                                    |                  |   | 99,669.05 | 27,807.66      | 178,447.46   |

## Seaton SF

**General Ledger - Audit View**

For The Period 01 July 2020 - 30 June 2021

| Transaction Date  | Transaction Source | Processed Date | Last Modified By                   | Transaction Type | Description   | Units      | Amount \$  | Balance \$ |
|---|--------------------|----------------|------------------------------------|------------------|---|------------|------------|------------|
| <u>Ardea Real Outcome Fund (HOW0098AU)</u>                |                    |                |                                    |                  |   |            |            |            |
| 01/07/2020  | Opening Balance    |                |                                    |                  | Opening Balance   | 51,192.79  |            | 50,941.95  |
| 30/11/2020  | SYSTEM             | 29/11/2020     |                                    | System Journal   | Revaluation - 26/11/2020 @ \$0.958900 (Exit) - 51,192.792100 Units on hand    |            | (1,853.18) | 49,088.77  |
| 21/12/2020  | Bank Data Service  | 18/09/2021     | michelle@pamilyaaccountants.com.au | Bank Statement   | FPL WHOLESALE AP FPL DD 400298288 13  | 25,984.82  | 25,000.00  | 74,088.77  |
| 30/06/2021  | Michelle Gargar    | 23/09/2021     |                                    | System Journal   | Revaluation - 30/06/2021 @ \$0.946700 (Custom) - 77,177.617000 Units on hand  |            | (1,024.72) | 73,064.05  |
|   |                    |                |                                    |                  |   | 77,177.62  | 22,122.10  | 73,064.05  |
| <u>Investors Mutual Australian Share Fund (IML0002AU)</u> |                    |                |                                    |                  |   |            |            |            |
| 01/07/2020  | Opening Balance    |                |                                    |                  | Opening Balance   | 52,849.67  |            | 142,435.14 |
| 30/11/2020  | SYSTEM             | 29/11/2020     |                                    | System Journal   | Revaluation - 26/11/2020 @ \$2.860100 (Exit) - 52,849.666500 Units on hand    |            | 8,720.19   | 151,155.33 |
| 30/06/2021  | Michelle Gargar    | 23/09/2021     |                                    | System Journal   | Revaluation - 30/06/2021 @ \$2.930000 (Custom) - 52,849.666500 Units on hand  |            | 3,694.19   | 154,849.52 |
| 30/06/2021  | Michelle Gargar    | 29/09/2021     |                                    | System Journal   | Revaluation - 30/06/2021 @ \$2.943000 (Custom) - 52,849.666500 Units on hand  |            | 687.05     | 155,536.57 |
|   |                    |                |                                    |                  |   | 52,849.67  | 13,101.43  | 155,536.57 |
| <u>Janus Henderson Aust Fixed Interest (IOF0046AU)</u>    |                    |                |                                    |                  |   |            |            |            |
| 01/07/2020  | Opening Balance    |                |                                    |                  | Opening Balance   | 73,597.06  |            | 78,417.66  |
| 30/11/2020  | SYSTEM             | 29/11/2020     |                                    | System Journal   | Revaluation - 26/11/2020 @ \$1.057400 (Exit) - 73,597.056100 Units on hand    |            | (596.13)   | 77,821.53  |
| 21/12/2020  | Bank Data Service  | 18/09/2021     | michelle@pamilyaaccountants.com.au | Bank Statement   | Janus Henderson 200025427 13  | 44,420.75  | 50,000.00  | 127,821.53 |
| 30/06/2021  | Michelle Gargar    | 23/09/2021     |                                    | System Journal   | Revaluation - 30/06/2021 @ \$1.072200 (Custom) - 118,017.809400 Units on hand |            | (1,282.83) | 126,538.70 |
|   |                    |                |                                    |                  |   | 118,017.81 | 48,121.04  | 126,538.70 |
| <u>Henderson Tactical Income Trust (IOF0145AU)</u>        |                    |                |                                    |                  |   |            |            |            |
| 01/07/2020  | Opening Balance    |                |                                    |                  | Opening Balance   | 47,406.07  |            | 52,179.86  |
| 30/11/2020  | SYSTEM             | 29/11/2020     |                                    | System Journal   | Revaluation - 26/11/2020 @ \$1.088300 (Exit) - 47,406.072000 Units on hand    |            | (587.83)   | 51,592.03  |
| 30/06/2021  | Michelle Gargar    | 23/09/2021     |                                    | System Journal   | Revaluation - 30/06/2021 @ \$1.056000 (Custom) - 47,406.072000 Units on hand  |            | (1,531.22) | 50,060.81  |
|   |                    |                |                                    |                  |   | 47,406.07  | (2,119.05) | 50,060.81  |
| <u>Lazard Emerging Markets Equity Fund (LAZ0003AU)</u>    |                    |                |                                    |                  |   |            |            |            |

Seaton SF

# General Ledger - Audit View

For The Period 01 July 2020 - 30 June 2021

| Transaction Date                                   | Transaction Source | Processed Date | Last Modified By                    | Transaction Type | Description  | Units       | Amount \$    | Balance \$  |
|--|--------------------|----------------|-------------------------------------|------------------|--|-------------|--------------|-------------|
| 01/07/2020   | Opening Balance    |                |                                     |                  | Opening Balance  | 45,325.44   |              | 58,025.62   |
| 30/11/2020   | SYSTEM             | 29/11/2020     |                                     | System Journal   | Revaluation - 26/11/2020 @ \$1.370200 (Exit) - 45,325.437000 Units on hand   |             | 4,079.29     | 62,104.91   |
| 18/12/2020   | Bank Data Service  | 18/09/2021     | michelle@pamilyaaccosuntants.com.au | Bank Statement   | LAZARD DD080 DDSEATSUF-00 50   | (45,325.44) | (75,000.00)  | (12,895.09) |
| 18/12/2020   | SYSTEM             | 18/09/2021     |                                     | System Journal   | Unrealised Gain writeback as at 18/12/2020                                   |             | 12,895.09    | 0.00        |
|  |                    |                |                                     |                  |  | 0.00        | (58,025.62)  | 0.00        |
| <u>IFP Global Franchise (MAQ0404AU)</u>            |                    |                |                                     |                  |  |             |              |             |
| 01/07/2020   | Opening Balance    |                |                                     |                  | Opening Balance  | 38,765.27   |              | 92,424.16   |
| 30/11/2020   | SYSTEM             | 29/11/2020     |                                     | System Journal   | Revaluation - 25/11/2020 @ \$2.225700 (Exit) - 38,765.270000 Units on hand   |             | (6,144.30)   | 86,279.86   |
| 22/12/2020   | Bank Data Service  | 18/09/2021     | michelle@pamilyaaccosuntants.com.au | Bank Statement   | IFP GLOBAL FRANCHISE FUND DD   | 35,736.62   | 80,000.00    | 166,279.86  |
| 30/06/2021   | Michelle Gargar    | 23/09/2021     |                                     | System Journal   | Revaluation - 30/06/2021 @ \$2.439600 (Custom) - 74,501.890000 Units on hand |             | 15,474.95    | 181,754.81  |
|  |                    |                |                                     |                  |  | 74,501.89   | 89,330.65    | 181,754.81  |
| <u>Walter Scott Global Equity Fund (MAQ0410AU)</u> |                    |                |                                     |                  |  |             |              |             |
| 01/07/2020   | Opening Balance    |                |                                     |                  | Opening Balance  | 38,399.02   |              | 111,506.91  |
| 30/11/2020   | SYSTEM             | 29/11/2020     |                                     | System Journal   | Revaluation - 25/11/2020 @ \$3.152300 (Exit) - 38,399.020000 Units on hand   |             | 9,538.32     | 121,045.23  |
| 17/12/2020   | Bank Data Service  | 18/09/2021     | michelle@pamilyaaccosuntants.com.au | Bank Statement   | MIML 1 85954 14033 50  | (38,399.02) | (70,000.00)  | 51,045.23   |
| 17/12/2020   | SYSTEM             | 18/09/2021     |                                     | System Journal   | Unrealised Gain writeback as at 17/12/2020                                   |             | (51,045.23)  | 0.00        |
|  |                    |                |                                     |                  |  | 0.00        | (111,506.91) | 0.00        |
| <u>Arrowstreet Global Equity Fund (MAQ0464AU)</u>  |                    |                |                                     |                  |  |             |              |             |
| 01/07/2020   | Opening Balance    |                |                                     |                  | Opening Balance  | 78,551.80   |              | 87,420.30   |
| 30/11/2020   | SYSTEM             | 29/11/2020     |                                     | System Journal   | Revaluation - 25/11/2020 @ \$1.140500 (Exit) - 78,551.800000 Units on hand   |             | 2,168.03     | 89,588.33   |
| 30/06/2021   | Michelle Gargar    | 23/09/2021     |                                     | System Journal   | Revaluation - 30/06/2021 @ \$1.164800 (Custom) - 78,551.800000 Units on hand |             | 1,908.81     | 91,497.14   |
|  |                    |                |                                     |                  |  | 78,551.80   | 4,076.84     | 91,497.14   |
| <u>Magellan Global Fund (MGE0001AU)</u>            |                    |                |                                     |                  |  |             |              |             |
| 01/07/2020   | Opening Balance    |                |                                     |                  | Opening Balance  | 34,420.67   |              | 90,306.08   |
| 30/11/2020   | SYSTEM             | 29/11/2020     |                                     | System Journal   | Revaluation - 26/11/2020 @ \$2.553900  |             | (2,399.12)   | 87,906.96   |

## Seaton SF

## General Ledger - Audit View

For The Period 01 July 2020 - 30 June 2021

| Transaction Date                                 | Transaction Source | Processed Date | Last Modified By                       | Transaction Type | Description   | Units       | Amount \$    | Balance \$ |
|--|--------------------|----------------|--|------------------|---|-------------|--------------|------------|
|  |                    |                |  |                  | (Exit) - 34,420.673600 Units on hand  |             |              |            |
| 21/12/2020                                       | Bank Data Service  | 18/09/2021     | michelle@pamilyaacco<br>untants.com.au | Bank Statement   | MAGELLAN GLOBAL FUND DD   | 28,239.47   | 70,000.00    | 157,906.96 |
| 30/06/2021                                       | Michelle Gargar    | 23/09/2021     |  | System Journal   | Revaluation - 30/06/2021 @ \$2.687600 (Custom) -<br>62,660.144300 Units on hand | 62,660.14   | 10,498.44    | 168,405.40 |
|  |                    |                |  |                  |   |             | 78,099.32    | 168,405.40 |
| <u>Magellan Infrastructure Fd (MGE0002AU)</u>    |                    |                |  |                  |   |             |              |            |
| 01/07/2020                                       | Opening Balance    |                |  |                  | Opening Balance   | 92,473.21   |              | 118,448.94 |
| 30/11/2020                                       | SYSTEM             | 29/11/2020     |  | System Journal   | Revaluation - 26/11/2020 @ \$1.307300 (Exit) -<br>92,473.212400 Units on hand   |             | 2,441.29     | 120,890.23 |
| 30/06/2021                                       | Michelle Gargar    | 23/09/2021     |  | System Journal   | Revaluation - 30/06/2021 @ \$1.293700 (Custom) -<br>92,473.212400 Units on hand |             | (1,257.64)   | 119,632.59 |
|  |                    |                |  |                  |   | 92,473.21   | 1,183.65     | 119,632.59 |
| <u>Platinum - International Fund (PLA0002AU)</u> |                    |                |  |                  |   |             |              |            |
| 01/07/2020                                       | Opening Balance    |                |  |                  | Opening Balance   | 52,289.98   |              | 96,354.75  |
| 30/11/2020                                       | SYSTEM             | 29/11/2020     |  | System Journal   | Revaluation - 26/11/2020 @ \$2.013100 (Exit) -<br>52,289.980000 Units on hand   |             | 8,910.21     | 105,264.96 |
| 16/12/2020                                       | Bank Data Service  | 18/09/2021     | michelle@pamilyaacco<br>untants.com.au | Bank Statement   | PLATINUM INVEST PLAT72888PIF CWDL 50  | (52,289.98) | (105,000.00) | 264.96     |
| 16/12/2020                                       | SYSTEM             | 18/09/2021     |  | System Journal   | Unrealised Gain writeback as at 16/12/2020                                      |             | (264.96)     | 0.00       |
|  |                    |                |  |                  |   | 0.00        | (96,354.75)  | 0.00       |
| <u>Platinum - Japan Fund (PLA0003AU)</u>         |                    |                |  |                  |   |             |              |            |
| 01/07/2020                                       | Opening Balance    |                |  |                  | Opening Balance   | 16,692.82   |              | 65,677.90  |
| 30/11/2020                                       | SYSTEM             | 29/11/2020     |  | System Journal   | Revaluation - 26/11/2020 @ \$4.277200 (Exit) -<br>16,692.820000 Units on hand   |             | 5,720.63     | 71,398.53  |
| 30/06/2021                                       | Michelle Gargar    | 23/09/2021     |  | System Journal   | Revaluation - 30/06/2021 @ \$4.573300 (Custom) -<br>16,692.820000 Units on hand |             | 4,942.74     | 76,341.27  |
|  |                    |                |  |                  |   | 16,692.82   | 10,663.37    | 76,341.27  |
| <u>Platinum - Asia Fund (PLA0004AU)</u>          |                    |                |  |                  |   |             |              |            |
| 01/07/2020                                       | Opening Balance    |                |  |                  | Opening Balance   | 18,026.46   |              | 51,043.72  |
| 30/11/2020                                       | SYSTEM             | 29/11/2020     |  | System Journal   | Revaluation - 26/11/2020 @ \$3.100300 (Exit) -<br>18,026.460000 Units on hand   |             | 4,843.71     | 55,887.43  |
| 30/06/2021                                       | Michelle Gargar    | 23/09/2021     |  | System Journal   | Revaluation - 30/06/2021 @ \$2.722300 (Custom) -<br>18,026.460000 Units on hand |             | (6,814.00)   | 49,073.43  |

Seaton SF

**General Ledger - Audit View**

For The Period 01 July 2020 - 30 June 2021

| Transaction Date                                       | Transaction Source | Processed Date | Last Modified By                   | Transaction Type | Description  | Units     | Amount \$  | Balance \$ |
|--|--------------------|----------------|------------------------------------|------------------|--|-----------|------------|------------|
|  |                    |                |                                    |                  |  | 18,026.46 | (1,970.29) | 49,073.43  |
| <u>Pendal Wsale Smaller Companies Fund (RFA0819AU)</u> |                    |                |                                    |                  |  |           |            |            |
| 01/07/2020   | Opening Balance    |                |                                    |                  | Opening Balance  | 67,875.20 |            | 140,243.74 |
| 30/11/2020   | SYSTEM             | 29/11/2020     |                                    | System Journal   | Revaluation - 26/11/2020 @ \$2.322600 (Exit) - 67,875.200000 Units on hand   |           | 17,403.20  | 157,646.94 |
| 30/06/2021   | Michelle Gargar    | 23/09/2021     |                                    | System Journal   | Revaluation - 30/06/2021 @ \$2.338700 (Custom) - 67,875.200000 Units on hand |           | 1,092.79   | 158,739.73 |
|  |                    |                |                                    |                  |  | 67,875.20 | 18,495.99  | 158,739.73 |
| <u>Schroder Wholesale Aust Equity Fund (SCH0101AU)</u> |                    |                |                                    |                  |  |           |            |            |
| 01/07/2020   | Opening Balance    |                |                                    |                  | Opening Balance  | 85,255.26 |            | 100,950.75 |
| 30/11/2020   | SYSTEM             | 29/11/2020     |                                    | System Journal   | Revaluation - 26/11/2020 @ \$1.337600 (Exit) - 85,255.256300 Units on hand   |           | 13,086.68  | 114,037.43 |
| 30/06/2021   | Michelle Gargar    | 23/09/2021     |                                    | System Journal   | Revaluation - 30/06/2021 @ \$1.451000 (Custom) - 85,255.256300 Units on hand |           | 9,667.95   | 123,705.38 |
|  |                    |                |                                    |                  |  | 85,255.26 | 22,754.63  | 123,705.38 |
| <u>Legg Msn Brandywine Gbl Incm OptFd (SSB0515AU)</u>  |                    |                |                                    |                  |  |           |            |            |
| 01/07/2020   | Opening Balance    |                |                                    |                  | Opening Balance  | 28,475.43 |            | 29,671.68  |
| 30/11/2020   | SYSTEM             | 29/11/2020     |                                    | System Journal   | Revaluation - 26/11/2020 @ \$1.078180 (Exit) - 28,475.426000 Units on hand   |           | 1,029.95   | 30,701.63  |
| 22/12/2020   | Bank Data Service  | 18/09/2021     | michelle@pamilyaaccountants.com.au | Bank Statement   | RBC IST Saving AUBQB261000001C8 13   | 59,304.95 | 75,000.00  | 105,701.63 |
| 30/06/2021   | Michelle Gargar    | 23/09/2021     |                                    | System Journal   | Revaluation - 30/06/2021 @ \$1.193930 (Custom) - 87,780.372000 Units on hand |           | (898.01)   | 104,803.62 |
|  |                    |                |                                    |                  |  | 87,780.37 | 75,131.94  | 104,803.62 |
| <u>Resolution Cap Gbl Prop Sec Fund (WHT0015AU22)</u>  |                    |                |                                    |                  |  |           |            |            |
| 01/07/2020   | Opening Balance    |                |                                    |                  | Opening Balance  | 54,347.83 |            | 83,978.26  |
| 30/11/2020   | SYSTEM             | 29/11/2020     |                                    | System Journal   | Revaluation - 26/11/2020 @ \$1.637100 (Exit) - 54,347.826100 Units on hand   |           | 4,994.57   | 88,972.83  |
| 21/12/2020   | Bank Data Service  | 18/09/2021     | michelle@pamilyaaccountants.com.au | Bank Statement   | RESOLUTION CAPITAL GLOBAL PROPERTY SECUR DD                                  | 24,826.22 | 40,000.00  | 128,972.83 |
| 30/06/2021   | Michelle Gargar    | 23/09/2021     |                                    | System Journal   | Revaluation - 30/06/2021 @ \$1.856800 (Custom) - 79,174.042600 Units on hand |           | 18,037.53  | 147,010.36 |
|  |                    |                |                                    |                  |  | 79,174.04 | 63,032.10  | 147,010.36 |

**GST Payable/Refundable (84000)**

Seaton SF

## General Ledger - Audit View

For The Period 01 July 2020 - 30 June 2021

| Transaction Date                             | Transaction Source | Processed Date | Last Modified By                       | Transaction Type | Description  | Units | Amount \$  | Balance \$ |
|--|--------------------|----------------|--|------------------|--|-------|------------|------------|
| <u>GST Payable/Refundable (84000)</u>        |                    |                |  |                  |  |       |            |            |
| 15/07/2020                                   | Bank Data Service  | 23/09/2021     | michelle@pamilyaacco<br>untants.com.au | Bank Statement   | JUNE 2020 IMS FEE DT   |       | 122.51     | 122.51     |
| 15/10/2020                                   | Bank Data Service  | 23/09/2021     | michelle@pamilyaacco<br>untants.com.au | Bank Statement   | 30 SEPTEMBER 2020 IMS FEE DT                                 |       | 128.33     | 250.84     |
| 15/01/2021                                   | Bank Data Service  | 23/09/2021     | michelle@pamilyaacco<br>untants.com.au | Bank Statement   | DECEMBER 2020 IMS FEE DT                                     |       | 170.48     | 421.32     |
| 15/04/2021                                   | Bank Data Service  | 23/09/2021     | michelle@pamilyaacco<br>untants.com.au | Bank Statement   | MARCH 2021 IMS FEE DT  |       | 173.49     | 594.81     |
|  |                    |                |  |                  |  |       | 594.81     | 594.81     |
| <u>Income Tax Payable/Refundable (85000)</u> |                    |                |  |                  |  |       |            |            |
| <u>Income Tax Payable/Refundable (85000)</u> |                    |                |  |                  |  |       |            |            |
| 01/07/2020                                   | Opening Balance    |                |  |                  | Opening Balance  |       |            | 4,579.74   |
| 19/11/2020                                   | Bank Data Service  | 17/09/2021     | michelle@pamilyaacco<br>untants.com.au | Bank Statement   | ATO ATO001100013548439 50                                    |       | (4,579.74) | 0.00       |
| 30/06/2021                                   | Michelle Gargar    | 30/09/2021     |  | System Journal   | Create Entries - Franking Credits Adjustment -<br>30/06/2021 |       | 6,803.15   | 6,803.15   |
| 30/06/2021                                   | Michelle Gargar    | 30/09/2021     |  | System Journal   | Create Entries - Foreign Credits Adjustment -<br>30/06/2021  |       | 160.30     | 6,963.45   |
| 30/06/2021                                   | Michelle Gargar    | 30/09/2021     |  | System Journal   | Create Entries - Income Tax Expense -<br>30/06/2021          |       | (4,981.35) | 1,982.10   |
|  |                    |                |  |                  |  |       | (2,597.64) | 1,982.10   |

## Seaton SF

## Trial Balance

As at 30 June 2021

| Last Year   | Code               | Account Name  | Units | Debits<br>\$ | Credits<br>\$ |
|-------------|--------------------|---|-------|--------------|---------------|
|             | <b>23800</b>       | <b>Distributions Received</b>                           |       |              |               |
| (5,445.00)  | 23800/APN0008AU    | APN AREIT Fund  |       |              | 4,226.64      |
| (5,189.22)  | 23800/BTA0061AU    | Pendal Wholesale Property Securities                    |       |              | 12,351.98     |
| (3,832.58)  | 23800/CSA0038AU    | Bentham Ws Global Income Fund                           |       |              | 5,783.79      |
| (1,065.03)  | 23800/ETL0062AU    | SGH Ice   |       |              | 13,946.91     |
|             | 23800/FEMX.AX      | Fidelity Global Emerging Markets Fund<br>(managed Fund) |       |              | 175.52        |
| (9,767.17)  | 23800/FID0008AU    | Fidelity Aust Equities Fund                             |       |              | 7,431.45      |
| (6,381.80)  | 23800/FRT0009AU    | Franklin Global Growth Fund-CI W                        |       |              |               |
| (81.31)     | 23800/FRT0011AU    | Franklin Templeton Multisec Bnd Fd W                    |       |              |               |
| (1,789.18)  | 23800/HOW0034AU    | Greencape Wsale Broadcap Fund                           |       |              | 11,516.30     |
| (2,281.65)  | 23800/HOW0098AU    | Ardea Real Outcome Fund                                 |       |              | 2,884.28      |
| (9,948.58)  | 23800/IML0002AU    | Investors Mutual Australian Share Fund                  |       |              | 8,385.14      |
| (4,197.97)  | 23800/IOF0046AU    | Janus Henderson Aust Fixed Interest                     |       |              | 5,007.12      |
| (1,648.98)  | 23800/IOF0145AU    | Henderson Tactical Income Trust                         |       |              | 1,976.51      |
| (2,630.10)  | 23800/LAZ0003AU    | Lazard Emerging Markets Equity Fund                     |       |              |               |
| (9,837.77)  | 23800/MAQ0404AU    | IFP Global Franchise                                    |       |              | 10,410.11     |
| (1,484.03)  | 23800/MAQ0410AU    | Walter Scott Global Equity Fund                         |       |              |               |
| (8,432.93)  | 23800/MAQ0464AU    | Arrowstreet Global Equity Fund                          |       |              | 16,991.83     |
| (3,614.18)  | 23800/MGE0001AU    | Magellan Global Fund                                    |       |              | 4,875.40      |
| (4,808.60)  | 23800/MGE0002AU    | Magellan Infrastructure Fd                              |       |              | 5,012.06      |
| (4,406.63)  | 23800/PLA0002AU    | Platinum - International Fund                           |       |              |               |
|             | 23800/PLA0003AU    | Platinum - Japan Fund                                   |       |              | 1,398.58      |
| (4,478.33)  | 23800/PLA0004AU    | Platinum - Asia Fund                                    |       |              | 9,719.33      |
| (2,681.07)  | 23800/RFA0819AU    | Pendal Wsale Smaller Companies<br>Fund                  |       |              | 21,445.66     |
| (3,408.43)  | 23800/SCH0101AU    | Schroder Wholesale Aust Equity Fund                     |       |              | 2,818.16      |
| (1,445.94)  | 23800/SSB0515AU    | Legg Msn Brandywine Glbl Incm OptFd                     |       |              | 7,910.59      |
| (1,735.42)  | 23800/WHT0015AU22  | Resolution Cap Glbl Prop Sec Fund                       |       |              | 2,491.34      |
|             | <b>24200</b>       | <b>Contributions</b>                                    |       |              |               |
| (25,000.00) | 24200/SEAJUD00002A | (Contributions) Seaton, Judith Anne -<br>Accumulation   |       |              | 325,000.00    |



## Seaton SF

## Trial Balance

As at 30 June 2021

| Last Year    | Code                       | Account Name  | Units | Debits<br>\$ | Credits<br>\$ |
|--------------|----------------------------|---|-------|--------------|---------------|
| 136,616.86   | 24700                      | Changes in Market Values of Investments                                     |       |              | 279,500.10    |
|              | <b>25000</b>               | <b>Interest Received</b>  |       |              |               |
| (683.66)     | 25000/MBL962850210         | Cash at Bank  |       |              | 208.63        |
| (1.33)       | 25000/ell Potter Cash Acc5 | Bell Potter Cash Account  |       |              |               |
| 6,508.75     | 30100                      | Accountancy Fees  |       | 4,070.00     |               |
| 275.00       | 30200                      | Administration Costs  |       | 275.00       |               |
| 259.00       | 30400                      | ATO Supervisory Levy  |       | 259.00       |               |
| 495.00       | 30700                      | Auditor's Remuneration  |       | 495.00       |               |
| 10.00        | 31500                      | Bank Charges  |       |              |               |
|              | <b>37500</b>               | <b>Investment Expenses</b>  |       |              |               |
| 9,541.54     | 37500/00029                | Investment Expenses   |       | 8,128.90     |               |
| 288.26       | 37900                      | Interest Paid   |       |              |               |
|              | <b>41600</b>               | <b>Pensions Paid</b>  |       |              |               |
| 21,020.00    | 41600/SEAGRA00001 P        | (Pensions Paid) Seaton, Graeme Robert - Pension (Pension)                   |       | 36,011.69    |               |
| 35,980.00    | 41600/SEAGRA00003 P        | (Pensions Paid) Seaton, Graeme Robert - Pension (Account Based Pension 2)   |       | 20,988.31    |               |
| 16,990.00    | 41600/SEAJUD00001P         | (Pensions Paid) Seaton, Judith Anne - Pension (Pension)                     |       | 33,660.81    |               |
| 40,010.00    | 41600/SEAJUD00003P         | (Pensions Paid) Seaton, Judith Anne - Pension (Account Based Pension 2)     |       | 23,339.19    |               |
| (4,579.74)   | 48500                      | Income Tax Expense  |       |              | 1,982.10      |
| (137,137.78) | 49000                      | Profit/Loss Allocation Account  |       | 636,221.63   |               |
|              | <b>50010</b>               | <b>Opening Balance</b>  |       |              |               |
| (840,686.90) | 50010/SEAGRA00001 P        | (Opening Balance) Seaton, Graeme Robert - Pension (Pension)                 |       |              | 805,274.82    |
| (444,178.75) | 50010/SEAGRA00003 P        | (Opening Balance) Seaton, Graeme Robert - Pension (Account Based Pension 2) |       |              | 400,829.26    |
| (849,569.05) | 50010/SEAJUD00001P         | (Opening Balance) Seaton, Judith Anne - Pension (Pension)                   |       |              | 817,995.73    |
| (22,999.83)  | 50010/SEAJUD00002A         | (Opening Balance) Seaton, Judith Anne - Accumulation                        |       |              | 43,767.67     |
| (457,284.20) | 50010/SEAJUD00003P         | (Opening Balance) Seaton, Judith Anne - Pension (Account Based Pension 2)   |       |              | 409,713.47    |
|              | <b>52420</b>               | <b>Contributions</b>  |       |              |               |

## Seaton SF

## Trial Balance

As at 30 June 2021

| Last Year   | Code                | Account Name   | Units | Debits     | Credits    |
|-------------|---------------------|--|-------|------------|------------|
|             |                     |  |       | \$         | \$         |
| (25,000.00) | 52420/SEAJUD00002A  | (Contributions) Seaton, Judith Anne - Accumulation                                 |       |            | 325,000.00 |
|             | <b>53100</b>        | <b>Share of Profit/(Loss)</b>  |       |            |            |
| 14,392.08   | 53100/SEAGRA00001 P | (Share of Profit/(Loss)) Seaton, Graeme Robert - Pension (Pension)                 |       |            | 130,560.96 |
| 7,369.49    | 53100/SEAGRA00003 P | (Share of Profit/(Loss)) Seaton, Graeme Robert - Pension (Account Based Pension 2) |       |            | 65,796.53  |
| 14,583.32   | 53100/SEAJUD00001P  | (Share of Profit/(Loss)) Seaton, Judith Anne - Pension (Pension)                   |       |            | 132,754.17 |
| 542.91      | 53100/SEAJUD00002A  | (Share of Profit/(Loss)) Seaton, Judith Anne - Accumulation                        |       |            | 33,918.65  |
| 7,560.73    | 53100/SEAJUD00003P  | (Share of Profit/(Loss)) Seaton, Judith Anne - Pension (Account Based Pension 2)   |       |            | 67,172.67  |
|             | <b>53330</b>        | <b>Income Tax</b>  |       |            |            |
| (60.75)     | 53330/SEAJUD00002A  | (Income Tax) Seaton, Judith Anne - Accumulation                                    |       | 1,231.35   |            |
|             | <b>53800</b>        | <b>Contributions Tax</b>   |       |            |            |
| 3,750.00    | 53800/SEAJUD00002A  | (Contributions Tax) Seaton, Judith Anne - Accumulation                             |       | 3,750.00   |            |
|             | <b>54160</b>        | <b>Pensions Paid</b>   |       |            |            |
| 21,020.00   | 54160/SEAGRA00001 P | (Pensions Paid) Seaton, Graeme Robert - Pension (Pension)                          |       | 36,011.69  |            |
| 35,980.00   | 54160/SEAGRA00003 P | (Pensions Paid) Seaton, Graeme Robert - Pension (Account Based Pension 2)          |       | 20,988.31  |            |
| 16,990.00   | 54160/SEAJUD00001P  | (Pensions Paid) Seaton, Judith Anne - Pension (Pension)                            |       | 33,660.81  |            |
| 40,010.00   | 54160/SEAJUD00003P  | (Pensions Paid) Seaton, Judith Anne - Pension (Account Based Pension 2)            |       | 23,339.19  |            |
|             | <b>60400</b>        | <b>Bank Accounts</b>   |       |            |            |
| 125,797.76  | 60400/MBL962850210  | Cash at Bank   |       | 228,844.86 |            |
|             | <b>61800</b>        | <b>Distributions Receivable</b>  |       |            |            |
| 352.22      | 61800/APN0008AU     | APN AREIT Fund   |       | 352.22     |            |
| 962.97      | 61800/BTA0061AU     | Pendal Wholesale Property Securities   |       | 11,139.60  |            |
| 679.85      | 61800/CSA0038AU     | Bentham Ws Global Income Fund  |       | 1,046.19   |            |
| 284.50      | 61800/ETL0062AU     | SGH Ice  |       | 13,560.00  |            |
|             | 61800/FEMX.AX       | Fidelity Global Emerging Markets Fund (managed Fund)                               |       | 175.52     |            |
| 7,034.65    | 61800/FID0008AU     | Fidelity Aust Equities Fund  |       | 6,090.61   |            |
| 6,381.80    | 61800/FRT0009AU     | Franklin Global Growth Fund-CI W   |       |            | 0.00       |

## Seaton SF

## Trial Balance

As at 30 June 2021

| Last Year | Code         | Account Name                            | Units        | Debits<br>\$ | Credits<br>\$ |
|-----------|--------------|---|--------------|--------------|---------------|
|           | 0.00         | 61800/HOW0034AU                         |              | 4,361.40     |               |
|           | 1,482.60     | 61800/HOW0098AU                         |              |              | 0.00          |
|           | 6,777.62     | 61800/IML0002AU                         |              | 6,799.67     |               |
|           | 1,512.27     | 61800/IOF0046AU                         |              | 2,492.00     |               |
|           | 1,263.74     | 61800/IOF0145AU                         |              | 805.08       |               |
|           | 2,630.10     | 61800/LAZ0003AU                         |              |              | 0.00          |
|           | 9,837.77     | 61800/MAQ0404AU                         |              | 10,410.11    |               |
|           | 1,484.03     | 61800/MAQ0410AU                         |              |              | 0.00          |
|           | 8,068.92     | 61800/MAQ0464AU                         |              | 16,776.73    |               |
|           | 3,614.18     | 61800/MGE0001AU                         |              | 3,195.67     |               |
|           | 2,774.19     | 61800/MGE0002AU                         |              | 2,506.03     |               |
|           | 4,406.63     | 61800/PLA0002AU                         |              |              | 0.00          |
|           | 0.00         | 61800/PLA0003AU                         |              | 1,398.58     |               |
|           | 4,478.33     | 61800/PLA0004AU                         |              | 9,719.33     |               |
|           | 2,681.07     | 61800/RFA0819AU                         |              | 18,051.90    |               |
|           | 1,568.70     | 61800/SCH0101AU                         |              | 1,487.12     |               |
|           | 27.85        | 61800/SSB0515AU                         |              | 3,313.21     |               |
|           | 775.87       | 61800/WHT0015AU22                       |              | 577.45       |               |
|           | <b>74700</b> | <b>Managed Investments (Australian)</b> |              |              |               |
|           | 64,676.70    | 74700/APN0008AU                         | 50,643.4100  | 77,747.76    |               |
|           | 71,850.80    | 74700/BTA0061AU                         | 118,859.8800 | 79,338.97    |               |
|           | 92,761.74    | 74700/CSA0038AU                         | 92,171.8392  | 96,762.00    |               |
|           | 117,496.61   | 74700/ETL0062AU                         | 60,462.4166  | 150,992.79   |               |
|           |              | 74700/FEMX.AX                           | 4,718.5200   | 111,538.74   |               |
|           | 143,100.43   | 74700/FID0008AU                         | 4,384.0700   | 171,116.83   |               |
|           | 105,900.50   | 74700/FRT0009AU                         | 80,323.1700  | 194,502.56   |               |
|           | 81,669.59    | 74700/FRT0011AU                         | 87,873.4600  | 81,511.42    |               |
|           | 150,639.80   | 74700/HOW0034AU                         | 99,669.0454  | 178,447.46   |               |

## Seaton SF

**Trial Balance**

As at 30 June 2021

| Last Year  | Code              | Account Name                           | Units        | Debits<br>\$        | Credits<br>\$       |
|------------|-------------------|--|--------------|---------------------|---------------------|
| 50,941.95  | 74700/HOW0098AU   | Ardea Real Outcome Fund                | 77,177.6170  | 73,064.05           |                     |
| 142,435.14 | 74700/IML0002AU   | Investors Mutual Australian Share Fund | 52,849.6665  | 155,536.57          |                     |
| 78,417.66  | 74700/IOF0046AU   | Janus Henderson Aust Fixed Interest    | 118,017.8094 | 126,538.70          |                     |
| 52,179.86  | 74700/IOF0145AU   | Henderson Tactical Income Trust        | 47,406.0720  | 50,060.81           |                     |
| 58,025.62  | 74700/LAZ0003AU   | Lazard Emerging Markets Equity Fund    | 0.0000       |                     | 0.00                |
| 92,424.16  | 74700/MAQ0404AU   | IFP Global Franchise                   | 74,501.8900  | 181,754.81          |                     |
| 111,506.91 | 74700/MAQ0410AU   | Walter Scott Global Equity Fund        | 0.0000       |                     | 0.00                |
| 87,420.30  | 74700/MAQ0464AU   | Arrowstreet Global Equity Fund         | 78,551.8000  | 91,497.14           |                     |
| 90,306.08  | 74700/MGE0001AU   | Magellan Global Fund                   | 62,660.1443  | 168,405.40          |                     |
| 118,448.94 | 74700/MGE0002AU   | Magellan Infrastructure Fd             | 92,473.2124  | 119,632.59          |                     |
| 96,354.75  | 74700/PLA0002AU   | Platinum - International Fund          | 0.0000       |                     | 0.00                |
| 65,677.90  | 74700/PLA0003AU   | Platinum - Japan Fund                  | 16,692.8200  | 76,341.27           |                     |
| 51,043.72  | 74700/PLA0004AU   | Platinum - Asia Fund                   | 18,026.4600  | 49,073.43           |                     |
| 140,243.74 | 74700/RFA0819AU   | Pendal Wsale Smaller Companies Fund    | 67,875.2000  | 158,739.73          |                     |
| 100,950.75 | 74700/SCH0101AU   | Schroder Wholesale Aust Equity Fund    | 85,255.2563  | 123,705.38          |                     |
| 29,671.68  | 74700/SSB0515AU   | Legg Msn Brandywine Gbl Incm OptFd     | 87,780.3720  | 104,803.62          |                     |
| 83,978.26  | 74700/WHT0015AU22 | Resolution Cap Gbl Prop Sec Fund       | 79,174.0426  | 147,010.36          |                     |
| 0.00       | 84000             | GST Payable/Refundable                 |              | 594.81              |                     |
| 4,579.74   | 85000             | Income Tax Payable/Refundable          |              | 1,982.10            |                     |
|            |                   |  |              | <b>3,996,233.46</b> | <b>3,996,233.46</b> |

**Current Year Profit/(Loss): 634,239.53**