

Trustees Declaration

The directors of the trustee company have determined that the fund is not a reporting entity and that the special purpose financial statements should be prepared in accordance with the accounting policies described in Note 1 to the financial statements.

The directors of the trustee company declare that:

- (i) the financial statements and notes to the financial statements for the year ended 30 June 2017 present fairly, in all material respects, the financial position of the superannuation fund at 30 June 2017 and the results of its operations for the year ended on that date in accordance with the accounting policies described in Note 1 to the financial statements;
- (ii) the financial statements and notes to the financial statements have been prepared in accordance with the requirements of the trust deed; and
- (iii) the operation of the superannuation fund has been carried out in accordance with its trust deed and in compliance with the requirements of the Superannuation Industry (Supervision) Act 1993 and associated Regulations during the year ended 30 June 2017.

Specifically, the directors of the trustee company declare that:

- in accordance with s120 of the Superannuation Industry (Supervision) Act 1993, no individual trustee has been or is a disqualified person;
- the fund has satisfactory title to all assets, all assets are unencumbered and free from charge as prescribed by s50 of the Superannuation Industry (Supervision) Act 1993 and reg13.14 of the Superannuation Industry (Supervision) Act 1994; and
- to the knowledge of the directors of the trustee company, there have been no events or transactions subsequent to the balance date which could have a material impact on the fund. Where such events have occurred, the effect of such events has been accounted and noted in the fund's financial statements.

Signed in accordance with a resolution of the directors of the trustee company by:

.....
CAROL FAY CARSELDINE
CC'S SUPERANNUATION PTY LTD
Director

19 December 2018

Members Statement

CAROL FAY CARSELDINE
 6 MICHELLE PLACE
 BOONDALL, Queensland, 4034, Australia

Your Details

Date of Birth : 26/09/1948
 Age: 68
 Tax File Number: Provided
 Date Joined Fund: 17/06/2008
 Service Period Start Date: 06/09/1988
 Date Left Fund:
 Member Code: CARCAR00001A
 Account Start Date 17/06/2008
 Account Type: Accumulation
 Account Description: Accumulation

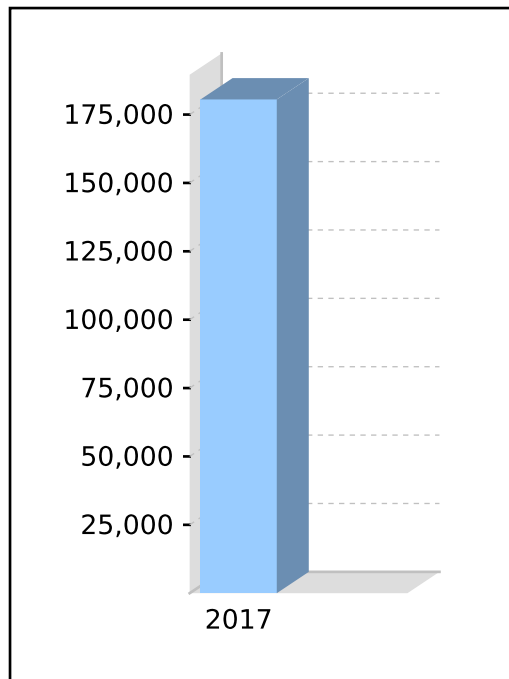
Nominated Beneficiaries N/A
 Vested Benefits 180,530.23
 Total Death Benefit 180,530.23

Your Balance

Total Benefits 180,530.23

Preservation Components
 Preserved 180,530.23
 Unrestricted Non Preserved
 Restricted Non Preserved

Tax Components
 Tax Free 136,287.35
 Taxable 44,242.88



Your Detailed Account Summary

	This Year
Opening balance at 17/06/2008	180,530.23
<u>Increases to Member account during the period</u>	
Employer Contributions	
Personal Contributions (Concessional)	
Personal Contributions (Non Concessional)	
Government Co-Contributions	
Other Contributions	
Proceeds of Insurance Policies	
Transfers In	
Net Earnings	
Internal Transfer In	
<u>Decreases to Member account during the period</u>	
Pensions Paid	
Contributions Tax	
Income Tax	
No TFN Excess Contributions Tax	
Excess Contributions Tax	
Refund Excess Contributions	
Division 293 Tax	
Insurance Policy Premiums Paid	
Management Fees	
Member Expenses	
Benefits Paid/Transfers Out	
Superannuation Surcharge Tax	
Internal Transfer Out	
Closing balance at 30/06/2017	180,530.23

Members Statement

CAROL FAY CARSELDINE
 6 MICHELLE PLACE
 BOONDALL, Queensland, 4034, Australia

Your Details

Date of Birth : 26/09/1948
 Age: 68
 Tax File Number: Provided
 Date Joined Fund: 17/06/2008
 Service Period Start Date: 06/09/1988
 Date Left Fund:
 Member Code: CARCAR00002P
 Account Start Date 01/07/2016
 Account Type: Pension
 Account Description: Account Based Pension #101

Nominated Beneficiaries N/A
 Vested Benefits 1,221,939.47
 Total Death Benefit 1,221,939.47

Your Balance

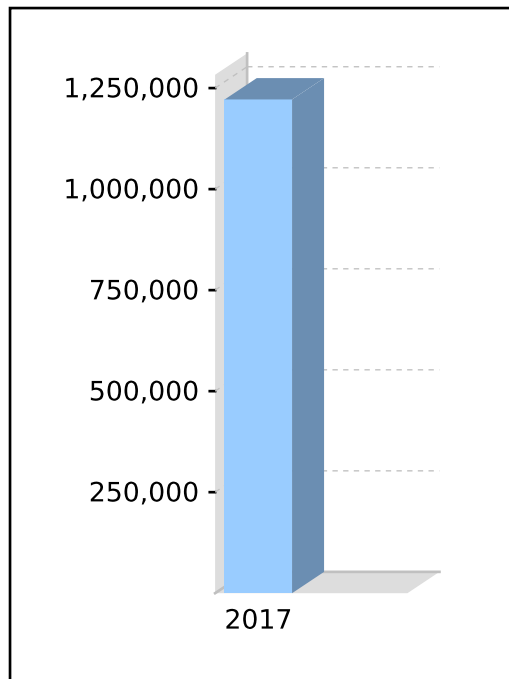
Total Benefits 1,221,939.47

Preservation Components

Preserved
 Unrestricted Non Preserved 1,221,939.47
 Restricted Non Preserved

Tax Components

Tax Free (75.49%) 922,476.49
 Taxable 299,462.98



Your Detailed Account Summary

	This Year
Opening balance at 17/06/2008	1,221,939.47
<u>Increases to Member account during the period</u>	
Employer Contributions	
Personal Contributions (Concessional)	
Personal Contributions (Non Concessional)	
Government Co-Contributions	
Other Contributions	
Proceeds of Insurance Policies	
Transfers In	
Net Earnings	
Internal Transfer In	
<u>Decreases to Member account during the period</u>	
Pensions Paid	
Contributions Tax	
Income Tax	
No TFN Excess Contributions Tax	
Excess Contributions Tax	
Refund Excess Contributions	
Division 293 Tax	
Insurance Policy Premiums Paid	
Management Fees	
Member Expenses	
Benefits Paid/Transfers Out	
Superannuation Surcharge Tax	
Internal Transfer Out	
Closing balance at 30/06/2017	1,221,939.47

Members Statement

CAROL FAY CARSELDINE
 6 MICHELLE PLACE
 BOONDALL, Queensland, 4034, Australia

Your Details

Date of Birth : 26/09/1948
 Age: 68
 Tax File Number: Provided
 Date Joined Fund: 17/06/2008
 Service Period Start Date: 06/09/1988
 Date Left Fund:
 Member Code: CARCAR00003P
 Account Start Date 01/07/2016
 Account Type: Pension
 Account Description: Account Based Pension #102

Nominated Beneficiaries N/A
 Vested Benefits 138,209.64
 Total Death Benefit 138,209.64

Your Balance

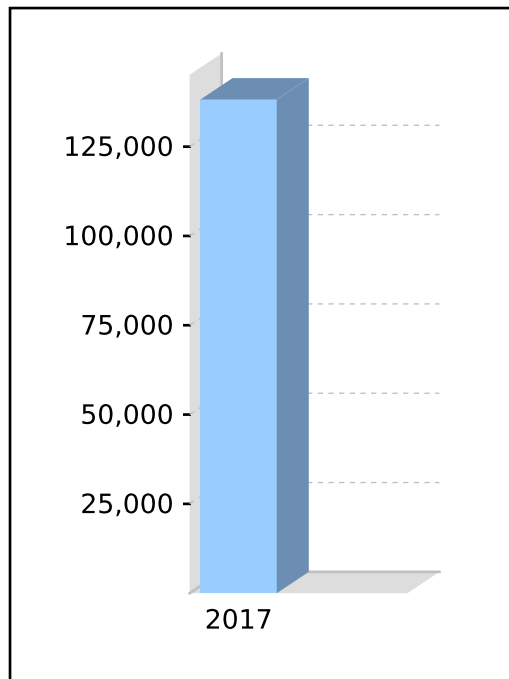
Total Benefits 138,209.64

Preservation Components

Preserved
 Unrestricted Non Preserved 138,209.64
 Restricted Non Preserved

Tax Components

Tax Free (99.92%) 138,100.00
 Taxable 109.64



Your Detailed Account Summary

	This Year
Opening balance at 17/06/2008	138,209.64
<u>Increases to Member account during the period</u>	
Employer Contributions	
Personal Contributions (Concessional)	
Personal Contributions (Non Concessional)	
Government Co-Contributions	
Other Contributions	
Proceeds of Insurance Policies	
Transfers In	
Net Earnings	
Internal Transfer In	
<u>Decreases to Member account during the period</u>	
Pensions Paid	
Contributions Tax	
Income Tax	
No TFN Excess Contributions Tax	
Excess Contributions Tax	
Refund Excess Contributions	
Division 293 Tax	
Insurance Policy Premiums Paid	
Management Fees	
Member Expenses	
Benefits Paid/Transfers Out	
Superannuation Surcharge Tax	
Internal Transfer Out	
Closing balance at 30/06/2017	138,209.64

Members Statement

CAROL FAY CARSELDINE
 6 MICHELLE PLACE
 BOONDALL, Queensland, 4034, Australia

Your Details

Date of Birth : 26/09/1948
 Age: 68
 Tax File Number: Provided
 Date Joined Fund: 17/06/2008
 Service Period Start Date: 06/09/1988
 Date Left Fund:
 Member Code: CARCAR00004P
 Account Start Date 01/07/2016
 Account Type: Pension
 Account Description: Account Based Pension #103

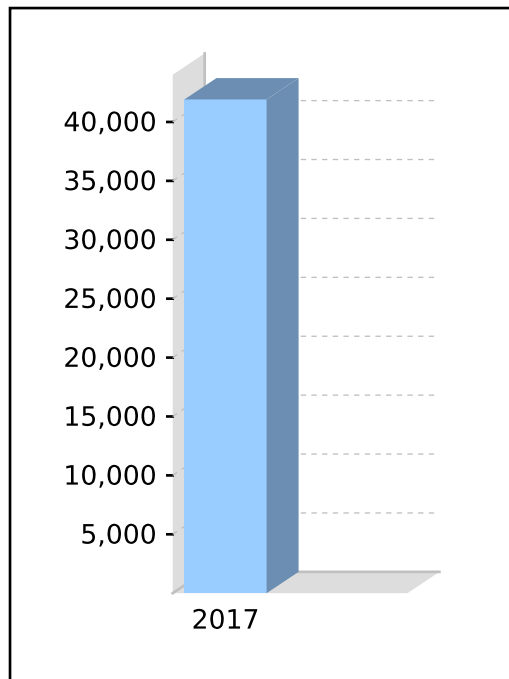
Nominated Beneficiaries N/A
 Vested Benefits 41,911.61
 Total Death Benefit 41,911.61

Your Balance

Total Benefits 41,911.61

Preservation Components
 Preserved
 Unrestricted Non Preserved 41,911.61
 Restricted Non Preserved

Tax Components
 Tax Free (99.97%) 41,900.00
 Taxable 11.61



Your Detailed Account Summary

	This Year
Opening balance at 17/06/2008	41,911.61
<u>Increases to Member account during the period</u>	
Employer Contributions	
Personal Contributions (Concessional)	
Personal Contributions (Non Concessional)	
Government Co-Contributions	
Other Contributions	
Proceeds of Insurance Policies	
Transfers In	
Net Earnings	
Internal Transfer In	
<u>Decreases to Member account during the period</u>	
Pensions Paid	
Contributions Tax	
Income Tax	
No TFN Excess Contributions Tax	
Excess Contributions Tax	
Refund Excess Contributions	
Division 293 Tax	
Insurance Policy Premiums Paid	
Management Fees	
Member Expenses	
Benefits Paid/Transfers Out	
Superannuation Surcharge Tax	
Internal Transfer Out	
Closing balance at 30/06/2017	41,911.61

CC'S SUPERANNUATION FUND

Contributions Breakdown Report

For The Period 17 June 2008 - 30 June 2017

Summary

Member	D.O.B	Age (at 30/06/2008)	Concessional	Non-Concessional	Other	Reserves	Total
CARSELDINE, CAROL FAY	26/09/1948	59	0.00	0.00	0.00	0.00	180,000.00
All Members			0.00	0.00	0.00	0.00	180,000.00

Contribution Caps

Member	Contribution Type	Contributions	Cap	Current Position
CARSELDINE, CAROL FAY	Concessional	0.00	100,000.00	100,000.00 Below Cap
	Non-Concessional	180,000.00	150,000.00	150,000.00 Below Cap

NCC Bring Forward Caps

Member	Bring Forward Cap	2005	2006	2007	2008	Total	Current Position
CARSELDINE, CAROL FAY	N/A	0.00	0.00	0.00	0.00	N/A	Bring Forward Not Triggered

CARSELDINE, CAROL FAY

Date	Transaction Description	Contribution Type	Ledger Data				SuperStream Data					
			Concessional	Non-Concessional	Other	Reserves	Contribution Type	Employer	Concessional	Non-Concessional	Other	
30/06/2017	Incomes	Personal - Non-Concessional		180,000.00								
Total - CARSELDINE, CAROL FAY			0.00	0.00	0.00	0.00			0.00	0.00	0.00	
Total for all members			0.00	0.00	0.00	0.00						

CC'S SUPERANNUATION FUND
Investment Summary Report

As at 30 June 2017

Investment	Units	Market Price	Market Value	Average Cost	Accounting Cost	Unrealised Gain/(Loss)	Gain/(Loss)%	Portfolio Weight%
Cash/Bank Accounts								
Bankwest Account #8615		1,511.710000	1,511.71	1,511.71	1,511.71			0.10 %
Macquarie Bank Account #2183		10,461.840000	10,461.84	10,461.84	10,461.84			0.67 %
Suncorp Cash MGT Account #7968		6,252.850000	6,252.85	6,252.85	6,252.85			0.40 %
Suncorp Investment Account #3120		9,175.760000	9,175.76	9,175.76	9,175.76			0.59 %
Suncorp Investment Account #3440		213,749.360000	213,749.36	213,749.36	213,749.36			13.66 %
Suncorp Standard Account #3343		180,122.890000	180,122.89	180,122.89	180,122.89			11.51 %
			421,274.41		421,274.41		0.00 %	26.92 %
Debt Securities (Bonds, Bills of Exchange, Promissory Notes)								
BENBOND BENAU-BBSW+2.80%-29Jan 19c	20,000.00	1.071931	21,438.62	1.05	21,080.80	357.82	1.70 %	1.37 %
G8BOND G8-7.65%-7Aug19	10,000.00	1.089831	10,898.31	1.07	10,716.63	181.68	1.70 %	0.70 %
MSLBOND MSL-7.25%-05Apr18	10,000.00	1.072331	10,723.31	1.08	10,786.50	(63.19)	(0.59) %	0.69 %
SYDBOND20 SYDAIR-ILB-3. 12%-20Nov30 1130	20,000.00	1.160681	23,213.62	1.15	22,990.80	222.82	0.97 %	1.48 %
SYDBOND20 SYDAIR-ILB-3.76%-20Nov20 1120	10,000.00	1.388201	13,882.01	1.37	13,674.30	207.71	1.52 %	0.89 %
			80,155.87		79,249.03	906.84	1.14 %	5.12 %
Fixed Interest Securities (Australian) - Unitised								
AQHHA.AX A.P.T. Pipelines Ltd (APA's \$100 Notes)	100.00	102.900000	10,290.00	100.00	10,000.00	290.00	2.90 %	0.66 %
CWNHB.AX Crown Ltd \$100 Notes II	200.00	98.500000	19,700.00	97.75	19,549.95	150.05	0.77 %	1.26 %
MBLHB.AX Macquarie Bank Income Securities	400.00	76.560000	30,624.00	80.60	32,239.90	(1,615.90)	(5.01) %	1.96 %
MXUPA.AX Multiplex SITES Trust (\$100 Step-up Income Sees)	200.00	76.490000	15,298.00	83.65	16,729.95	(1,431.95)	(8.56) %	0.98 %
NABHA.AX National Australia Bank Income Securities	250.00	76.601000	19,150.25	74.52	18,629.95	520.30	2.79 %	1.22 %
			95,062.25		97,149.75	(2,087.50)	(2.15) %	6.07 %
Other Revaluations								
Other Revaluations						56,872.96		

CC'S SUPERANNUATION FUND
Investment Summary Report

As at 30 June 2017

Investment	Units	Market Price	Market Value	Average Cost	Accounting Cost	Unrealised Gain/(Loss)	Gain/(Loss)%	Portfolio Weight%	
						56,872.96	0.00 %	0.00 %	
Shares in Listed Companies (Australian)									
ANZPC.AX	A.N.Z. \$100 Cony. Pref. Shares (CP3)	395.00	102.100000	40,329.50	101.33	40,023.48	306.02	0.76 %	2.58 %
AGL.AX	AGL Energy Limited	1,149.00	25.500000	29,299.50	13.83	15,889.40	13,410.10	84.40 %	1.87 %
AZJ.AX	Aurizon Holdings Limited	4,353.00	5.360000	23,332.08	2.30	10,000.00	13,332.08	133.32 %	1.49 %
ANZ.AX	Australia And New Zealand Banking Group Limited	1,000.00	28.720000	28,720.00	26.72	26,722.03	1,997.97	7.48 %	1.84 %
ANZPG.AX	Australia And New Zealand Banking Group Limited - Cap Note 3-Bbsw+4.70% Perp Non	500.00	104.750000	52,375.00	100.00	50,000.00	2,375.00	4.75 %	3.35 %
BOQ.AX	Bank Of Queensland Limited.	3,302.00	11.450000	37,807.90	7.76	25,623.28	12,184.62	47.55 %	2.42 %
BHP.AX	BHP Billiton Limited	1,000.00	23.280000	23,280.00	20.39	20,389.10	2,890.90	14.18 %	1.49 %
BTT.AX	Bt Investment Management Limited	1,109.00	11.380000	12,620.42	8.20	9,093.80	3,526.62	38.78 %	0.81 %
BUB.AX	Bubs Australia	20,000.00	0.250000	5,000.00	0.29	5,821.95	(821.95)	(14.12) %	0.32 %
CBA.AX	Commonwealth Bank Of Australia.	2,784.00	82.810000	230,543.04	43.86	122,106.16	108,436.88	88.81 %	14.73 %
CBAPE.AX	Commonwealth Bank Of Australia. - Cap Note 3-Bbsw+5.20% Perp Non-Cum Red T-10-21	100.00	107.500000	10,750.00	100.00	10,000.00	750.00	7.50 %	0.69 %
FLN.AX	Freelancer Limited	5,000.00	0.785000	3,925.00	1.70	8,519.50	(4,594.50)	(53.93) %	0.25 %
GEM.AX	G8 Education Limited	5,000.00	3.610000	18,050.00	3.13	15,629.95	2,420.05	15.48 %	1.15 %
GSS.AX	Genetic Signatures Limited	20,638.00	0.390000	8,048.82	0.44	9,121.95	(1,073.13)	(11.76) %	0.51 %
GXL.AX	Greencross Limited	5,000.00	6.050000	30,250.00	5.86	29,314.72	935.28	3.19 %	1.93 %
HSO.AX	HEALTHCOPE LIMITED	9,768.00	2.210000	21,587.28	2.05	20,000.00	1,587.28	7.94 %	1.38 %
ICQ.AX	Icar Asia Limited	10,720.00	0.265000	2,840.80	0.86	9,261.15	(6,420.35)	(69.33) %	0.18 %
LBT.AX	LBT Innovations Limited	20,000.00	0.255000	5,100.00	0.24	4,721.95	378.05	8.01 %	0.33 %
MQG.AX	Macquarie Group Limited	671.00	88.500000	59,383.50	59.10	39,654.66	19,728.84	49.75 %	3.79 %
MGX.AX	Mount Gibson Iron Limited	2,000.00	0.330000	660.00	1.57	3,131.95	(2,471.95)	(78.93) %	0.04 %
NAN.AX	Nanosonics	5,000.00	2.540000	12,700.00	0.80	3,987.05	8,712.95	218.53 %	0.81 %
NEA.AX	Nearmap Ltd	10,000.00	0.605000	6,050.00	0.54	5,421.95	628.05	11.58 %	0.39 %

CC'S SUPERANNUATION FUND
Investment Summary Report

As at 30 June 2017

Investment	Units	Market Price	Market Value	Average Cost	Accounting Cost	Unrealised Gain/(Loss)	Gain/(Loss)%	Portfolio Weight%	
NRT.AX	Novogen Limited	30,000.00	0.050000	1,500.00	0.16	4,821.95	(3,321.95)	(68.89) %	0.10 %
OSL.AX	Oncosil Medical Ltd	20,000.00	0.097000	1,940.00	0.13	2,621.95	(681.95)	(26.01) %	0.12 %
PAN.AX	Panoramic Resources Limited	10,000.00	0.220000	2,200.00	0.58	5,821.95	(3,621.95)	(62.21) %	0.14 %
RHCPA.AX	Ramsay 'CARES' (\$100 Cony. Adj. Rate Equity Secs)	200.00	106.900000	21,380.00	103.75	20,749.39	630.61	3.04 %	1.37 %
RFX.AX	Redflow Limited	10,000.00	0.150000	1,500.00	0.42	4,221.95	(2,721.95)	(64.47) %	0.10 %
SEK.AX	Seek Limited	1,000.00	16.910000	16,910.00	12.44	12,439.50	4,470.50	35.94 %	1.08 %
SVWPA.AX	Seven Group (TEL YS 4) \$100 Perpetual Prefs	400.00	75.000000	30,000.00	74.99	29,994.20	5.80	0.02 %	1.92 %
SRX.AX	Sirtex Medical Limited	1,000.00	16.250000	16,250.00	13.87	13,872.60	2,377.40	17.14 %	1.04 %
SUN.AX	Suncorp Group Limited	3,000.00	14.820000	44,460.00	10.10	30,300.00	14,160.00	46.73 %	2.84 %
TLS.AX	Telstra Corporation Limited.	7,220.00	4.300000	31,046.00	3.52	25,445.00	5,601.00	22.01 %	1.98 %
WES.AX	Wesfarmers Limited	487.00	40.120000	19,538.44	26.69	12,996.65	6,541.79	50.33 %	1.25 %
WBCPG.AX	Westpac \$100 Capital Notes IV	305.00	105.975000	32,322.38	100.00	30,500.00	1,822.38	5.98 %	2.07 %
WBCPC.AX	Westpac \$100 Conv. Pref. Shares	200.00	102.918000	20,583.60	100.00	20,000.00	583.60	2.92 %	1.32 %
WBC.AX	Westpac Banking Corporation	522.00	30.510000	15,926.22	34.45	17,984.12	(2,057.90)	(11.44) %	1.02 %
WOW.AX	Woolworths Group Limited	1,000.00	25.540000	25,540.00	33.85	33,851.11	(8,311.11)	(24.55) %	1.63 %
			943,749.48		750,054.40	193,695.08	25.82 %	60.30 %	
Units in Listed Unit Trusts (Australian)									
GMPPA.AX	Goodman Plus Trust	120.00	100.800000	12,096.00	101.95	12,233.95	(137.95)	(1.13) %	0.77 %
RFF.AX	Rural Funds Group	5,000.00	1.845000	9,225.00	1.89	9,427.82	(202.82)	(2.15) %	0.59 %
SYD.AX	Sydney Airport - Fully Paid Stapled	500.00	7.090000	3,545.00	3.73	1,864.92	1,680.08	90.09 %	0.23 %
			24,866.00		23,526.69	1,339.31	5.69 %	1.59 %	
			1,565,108.01		1,371,254.28	250,726.69	18.28 %	100.00 %	

CC'S SUPERANNUATION FUND

Unrealised Capital Gains - Detailed

As at 30 June 2017

Investment	Contract Date	Units	Cost	Tax Deferred /Depreciation	CGT Cost Base	Market Value	Projected Profit / (Loss)	Taxable Profit Indexation	Taxable Profit Discounted
Debt Securities (Bonds, Bills of Exchange, Promissory									
BENAU-BBSW+2.80%-29Jan 19c									
	11/08/2014	20,000.00	21,080.80	0.00	21,080.80	21,438.6200	357.82	0.00	238.55
		20,000.00	21,080.80	0.00	21,080.80	21,438.6200	357.82	0.00	238.55
G8-7.65%-7Aug19									
	15/08/2014	10,000.00	10,716.63	0.00	10,716.63	10,898.3100	181.68	0.00	121.12
		10,000.00	10,716.63	0.00	10,716.63	10,898.3100	181.68	0.00	121.12
MSL-7.25%-05Apr18									
	15/08/2014	10,000.00	10,786.50	0.00	10,786.50	10,723.3100	(63.19)	0.00	0.00
		10,000.00	10,786.50	0.00	10,786.50	10,723.3100	(63.19)	0.00	0.00
SYDAIR-ILB-3.76%-20Nov20									
	13/08/2014	10,000.00	13,674.30	0.00	13,674.30	13,882.0100	207.71	0.00	138.47
		10,000.00	13,674.30	0.00	13,674.30	13,882.0100	207.71	0.00	138.47
SYDAIR-ILB-3.12%-20Nov30									
	11/08/2014	20,000.00	22,990.80	0.00	22,990.80	23,213.6200	222.82	0.00	148.55
		20,000.00	22,990.80	0.00	22,990.80	23,213.6200	222.82	0.00	148.55
		70,000.00	79,249.03	0.00	79,249.03	80,155.8700	906.84	0.00	646.69
Fixed Interest Securities (Australian) - Unitised									
A.P.T. Pipelines Ltd (APA's \$100 Notes)									
	18/09/2012	100.00	10,000.00	0.00	10,000.00	10,290.0000	290.00	0.00	193.33
		100.00	10,000.00	0.00	10,000.00	10,290.0000	290.00	0.00	193.33
Crown Ltd \$100 Notes II									

CC'S SUPERANNUATION FUND

Unrealised Capital Gains - Detailed

As at 30 June 2017

Investment	Contract Date	Units	Cost	Tax Deferred /Depreciation	CGT Cost Base	Market Value	Projected Profit / (Loss)	Taxable Profit Indexation	Taxable Profit Discounted
Fixed Interest Securities (Australian) - Unitised									
Crown Ltd \$100 Notes II									
	31/05/2017	200.00	19,549.95	0.00	19,549.95	19,700.0000	150.05	0.00	0.00
		200.00	19,549.95	0.00	19,549.95	19,700.0000	150.05	0.00	0.00
Macquarie Bank Income Securities									
	17/12/2013	200.00	16,109.95	0.00	16,109.95	15,312.0000	(797.95)	0.00	0.00
	23/12/2014	200.00	16,129.95	0.00	16,129.95	15,312.0000	(817.95)	0.00	0.00
		400.00	32,239.90	0.00	32,239.90	30,624.0000	(1,615.90)	0.00	0.00
Multiplex SITES Trust (\$100 Step-up Income Sees)									
	17/12/2013	200.00	16,729.95	0.00	16,729.95	15,298.0000	(1,431.95)	0.00	0.00
		200.00	16,729.95	0.00	16,729.95	15,298.0000	(1,431.95)	0.00	0.00
National Australia Bank Income Securities									
	18/10/2013	250.00	18,629.95	0.00	18,629.95	19,150.2500	520.30	0.00	346.87
		250.00	18,629.95	0.00	18,629.95	19,150.2500	520.30	0.00	346.87
		1,150.00	97,149.75	0.00	97,149.75	95,062.2500	(2,087.50)	0.00	540.20
Shares in Listed Companies (Australian)									
AGL Energy Limited									
	25/06/2010	820.00	12,188.20	0.00	12,188.20	20,910.0000	8,721.80	0.00	5,814.53
	29/06/2012	137.00	1,589.20	0.00	1,589.20	3,493.5000	1,904.30	0.00	1,269.53
	25/09/2014	192.00	2,112.00	0.00	2,112.00	4,896.0000	2,784.00	0.00	1,856.00
		1,149.00	15,889.40	0.00	15,889.40	29,299.5000	13,410.10	0.00	8,940.07
Australia And New Zealand Banking Group Limited									

CC'S SUPERANNUATION FUND

Unrealised Capital Gains - Detailed

As at 30 June 2017

Investment	Contract Date	Units	Cost	Tax Deferred /Depreciation	CGT Cost Base	Market Value	Projected Profit / (Loss)	Taxable Profit Indexation	Taxable Profit Discounted
Shares in Listed Companies (Australian)									
Australia And New Zealand Banking Group Limited									
	05/11/2015	1,000.00	26,722.03	0.00	26,722.03	28,720.0000	1,997.97	0.00	1,331.98
		1,000.00	26,722.03	0.00	26,722.03	28,720.0000	1,997.97	0.00	1,331.98
A.N.Z. \$100 Cony. Pref. Shares (CP3)									
	28/09/2011	200.00	20,000.00	0.00	20,000.00	20,420.0000	420.00	0.00	280.00
	18/07/2013	195.00	20,023.48	0.00	20,023.48	19,909.5000	(113.98)	0.00	0.00
		395.00	40,023.48	0.00	40,023.48	40,329.5000	306.02	0.00	280.00
Australia And New Zealand Banking Group Limited - Cap Note									
	27/09/2016	500.00	50,000.00	0.00	50,000.00	52,375.0000	2,375.00	0.00	0.00
		500.00	50,000.00	0.00	50,000.00	52,375.0000	2,375.00	0.00	0.00
Aurizon Holdings Limited									
	01/12/2010	4,081.00	10,000.00	0.00	10,000.00	21,874.1600	11,874.16	0.00	7,916.11
	22/12/2011	272.00	0.00	0.00	0.00	1,457.9200	1,457.92	0.00	971.95
		4,353.00	10,000.00	0.00	10,000.00	23,332.0800	13,332.08	0.00	8,888.05
BHP Billiton Limited									
	21/11/2008	1,000.00	20,389.10	0.00	20,389.10	23,280.0000	2,890.90	0.00	1,927.27
		1,000.00	20,389.10	0.00	20,389.10	23,280.0000	2,890.90	0.00	1,927.27
Bank Of Queensland Limited.									
	24/06/2011	2,433.00	18,758.43	0.00	18,758.43	27,857.8500	9,099.42	0.00	6,066.28
	01/05/2012	527.00	3,188.35	0.00	3,188.35	6,034.1500	2,845.80	0.00	1,897.20
	22/05/2014	342.00	3,676.50	0.00	3,676.50	3,915.9000	239.40	0.00	159.60

CC'S SUPERANNUATION FUND

Unrealised Capital Gains - Detailed

As at 30 June 2017

Investment	Contract Date	Units	Cost	Tax Deferred /Depreciation	CGT Cost Base	Market Value	Projected Profit / (Loss)	Taxable Profit Indexation	Taxable Profit Discounted
Shares in Listed Companies (Australian)									
Bank Of Queensland Limited.									
		3,302.00	25,623.28	0.00	25,623.28	37,807.9000	12,184.62	0.00	8,123.08
Bt Investment Management Limited									
	16/07/2015	1,109.00	9,093.80	0.00	9,093.80	12,620.4200	3,526.62	0.00	2,351.08
		1,109.00	9,093.80	0.00	9,093.80	12,620.4200	3,526.62	0.00	2,351.08
Bubs Australia									
	28/06/2017	20,000.00	5,821.95	0.00	5,821.95	5,000.0000	(821.95)	0.00	0.00
		20,000.00	5,821.95	0.00	5,821.95	5,000.0000	(821.95)	0.00	0.00
Commonwealth Bank Of Australia.									
	01/02/2009	62.00	2,757.76	0.00	2,757.76	5,134.2200	2,376.46	0.00	1,584.31
	24/06/2009	1,902.00	70,414.57	0.00	70,414.57	157,504.6200	87,090.05	0.00	58,060.03
	01/04/2010	55.00	2,945.80	0.00	2,945.80	4,554.5500	1,608.75	0.00	1,072.50
	01/10/2010	83.00	4,295.25	0.00	4,295.25	6,873.2300	2,577.98	0.00	1,718.65
	01/04/2011	64.00	3,386.88	0.00	3,386.88	5,299.8400	1,912.96	0.00	1,275.31
	06/10/2011	106.00	5,012.08	0.00	5,012.08	8,777.8600	3,765.78	0.00	2,510.52
	05/04/2012	78.00	3,807.18	0.00	3,807.18	6,459.1800	2,652.00	0.00	1,768.00
	05/10/2012	103.00	5,617.62	0.00	5,617.62	8,529.4300	2,911.81	0.00	1,941.21
	05/04/2013	70.00	4,813.20	0.00	4,813.20	5,796.7000	983.50	0.00	655.67
	03/10/2013	82.00	6,020.44	0.00	6,020.44	6,790.4200	769.98	0.00	513.32
	03/04/2014	63.00	4,741.38	0.00	4,741.38	5,217.0300	475.65	0.00	317.10
	18/09/2015	116.00	8,294.00	0.00	8,294.00	9,605.9600	1,311.96	0.00	874.64
		2,784.00	122,106.16	0.00	122,106.16	230,543.0400	108,436.88	0.00	72,291.25

CC'S SUPERANNUATION FUND

Unrealised Capital Gains - Detailed

As at 30 June 2017

Investment	Contract Date	Units	Cost	Tax Deferred /Depreciation	CGT Cost Base	Market Value	Projected Profit /Loss	Taxable Profit Indexation	Taxable Profit Discounted
Shares in Listed Companies (Australian)									
Commonwealth Bank Of Australia. - Cap Note 3-Bbsw+5.20%									
	30/03/2016	100.00	10,000.00	0.00	10,000.00	10,750.0000	750.00	0.00	500.00
		100.00	10,000.00	0.00	10,000.00	10,750.0000	750.00	0.00	500.00
Freelancer Limited									
	11/03/2014	5,000.00	8,519.50	0.00	8,519.50	3,925.0000	(4,594.50)	0.00	0.00
		5,000.00	8,519.50	0.00	8,519.50	3,925.0000	(4,594.50)	0.00	0.00
G8 Education Limited									
	21/09/2016	5,000.00	15,629.95	0.00	15,629.95	18,050.0000	2,420.05	0.00	0.00
		5,000.00	15,629.95	0.00	15,629.95	18,050.0000	2,420.05	0.00	0.00
Genetic Signatures Limited									
	07/09/2015	10,000.00	4,121.95	0.00	4,121.95	3,900.0000	(221.95)	0.00	0.00
	05/10/2016	10,638.00	5,000.00	0.00	5,000.00	4,148.8200	(851.18)	0.00	0.00
		20,638.00	9,121.95	0.00	9,121.95	8,048.8200	(1,073.13)	0.00	0.00
Greencross Limited									
	27/06/2017	5,000.00	29,314.72	0.00	29,314.72	30,250.0000	935.28	0.00	0.00
		5,000.00	29,314.72	0.00	29,314.72	30,250.0000	935.28	0.00	0.00
HEALTHCOPE LIMITED									
	31/07/2014	9,768.00	20,000.00	0.00	20,000.00	21,587.2800	1,587.28	0.00	1,058.19
		9,768.00	20,000.00	0.00	20,000.00	21,587.2800	1,587.28	0.00	1,058.19
Icar Asia Limited									
	24/01/2014	1,900.00	1,558.00	0.00	1,558.00	503.5000	(1,054.50)	0.00	0.00

CC'S SUPERANNUATION FUND

Unrealised Capital Gains - Detailed

As at 30 June 2017

Investment	Contract Date	Units	Cost	Tax Deferred /Depreciation	CGT Cost Base	Market Value	Projected Profit / (Loss)	Taxable Profit Indexation	Taxable Profit Discounted
Shares in Listed Companies (Australian)									
Icar Asia Limited									
	24/01/2014	3,100.00	2,548.45	0.00	2,548.45	821.5000	(1,726.95)	0.00	0.00
	15/12/2014	5,482.00	5,000.00	0.00	5,000.00	1,452.7300	(3,547.27)	0.00	0.00
	06/08/2015	238.00	154.70	0.00	154.70	63.0700	(91.63)	0.00	0.00
		10,720.00	9,261.15	0.00	9,261.15	2,840.8000	(6,420.35)	0.00	0.00
LBT Innovations Limited									
	28/06/2017	20,000.00	4,721.95	0.00	4,721.95	5,100.0000	378.05	0.00	0.00
		20,000.00	4,721.95	0.00	4,721.95	5,100.0000	378.05	0.00	0.00
Mount Gibson Iron Limited									
	30/06/2010	2,000.00	3,131.95	0.00	3,131.95	660.0000	(2,471.95)	0.00	0.00
		2,000.00	3,131.95	0.00	3,131.95	660.0000	(2,471.95)	0.00	0.00
Macquarie Group Limited									
	31/10/2013	472.00	24,719.46	0.00	24,719.46	41,772.0000	17,052.54	0.00	11,368.36
	30/03/2015	136.00	9,996.00	0.00	9,996.00	12,036.0000	2,040.00	0.00	1,360.00
	24/11/2015	63.00	4,939.20	0.00	4,939.20	5,575.5000	636.30	0.00	424.20
		671.00	39,654.66	0.00	39,654.66	59,383.5000	19,728.84	0.00	13,152.56
Nanosonics									
	23/05/2014	1,980.00	1,586.15	0.00	1,586.15	5,029.2000	3,443.05	0.00	2,295.37
	23/05/2014	3,020.00	2,400.90	0.00	2,400.90	7,670.8000	5,269.90	0.00	3,513.27
		5,000.00	3,987.05	0.00	3,987.05	12,700.0000	8,712.95	0.00	5,808.63
Nearmap Ltd									

CC'S SUPERANNUATION FUND

Unrealised Capital Gains - Detailed

As at 30 June 2017

Investment	Contract Date	Units	Cost	Tax Deferred /Depreciation	CGT Cost Base	Market Value	Projected Profit / (Loss)	Taxable Profit Indexation	Taxable Profit Discounted
Shares in Listed Companies (Australian)									
Nearmap Ltd									
	13/03/2014	10,000.00	5,421.95	0.00	5,421.95	6,050.0000	628.05	0.00	418.70
		10,000.00	5,421.95	0.00	5,421.95	6,050.0000	628.05	0.00	418.70
Novogen Limited									
	22/11/2014	20,000.00	1,821.95	0.00	1,821.95	1,000.0000	(821.95)	0.00	0.00
	04/06/2015	10,000.00	3,000.00	0.00	3,000.00	500.0000	(2,500.00)	0.00	0.00
		30,000.00	4,821.95	0.00	4,821.95	1,500.0000	(3,321.95)	0.00	0.00
Oncosil Medical Ltd									
	02/04/2014	20,000.00	2,621.95	0.00	2,621.95	1,940.0000	(681.95)	0.00	0.00
		20,000.00	2,621.95	0.00	2,621.95	1,940.0000	(681.95)	0.00	0.00
Panoramic Resources Limited									
	08/01/2013	10,000.00	5,821.95	0.00	5,821.95	2,200.0000	(3,621.95)	0.00	0.00
		10,000.00	5,821.95	0.00	5,821.95	2,200.0000	(3,621.95)	0.00	0.00
Redflow Limited									
	16/05/2016	10,000.00	4,221.95	0.00	4,221.95	1,500.0000	(2,721.95)	0.00	0.00
		10,000.00	4,221.95	0.00	4,221.95	1,500.0000	(2,721.95)	0.00	0.00
Ramsay 'CARES' (\$100 Cony. Adj. Rate Equity Secs)									
	11/05/2011	200.00	20,749.39	0.00	20,749.39	21,380.0000	630.61	0.00	420.41
		200.00	20,749.39	0.00	20,749.39	21,380.0000	630.61	0.00	420.41
Seek Limited									
	18/10/2013	1,000.00	12,439.50	0.00	12,439.50	16,910.0000	4,470.50	0.00	2,980.33

CC'S SUPERANNUATION FUND

Unrealised Capital Gains - Detailed

As at 30 June 2017

Investment	Contract Date	Units	Cost	Tax Deferred /Depreciation	CGT Cost Base	Market Value	Projected Profit / (Loss)	Taxable Profit Indexation	Taxable Profit Discounted
Shares in Listed Companies (Australian)									
Seek Limited									
		1,000.00	12,439.50	0.00	12,439.50	16,910.0000	4,470.50	0.00	2,980.33
Sirtex Medical Limited									
	24/09/2013	310.00	4,316.10	0.00	4,316.10	5,037.5000	721.40	0.00	480.93
	24/09/2013	690.00	9,556.50	0.00	9,556.50	11,212.5000	1,656.00	0.00	1,104.00
		1,000.00	13,872.60	0.00	13,872.60	16,250.0000	2,377.40	0.00	1,584.93
Suncorp Group Limited									
	27/06/2008	2,000.00	25,800.00	0.00	25,800.00	29,640.0000	3,840.00	0.00	2,560.00
	23/03/2009	1,000.00	4,500.00	0.00	4,500.00	14,820.0000	10,320.00	0.00	6,880.00
		3,000.00	30,300.00	0.00	30,300.00	44,460.0000	14,160.00	0.00	9,440.00
Seven Group (TEL YS 4) \$100 Perpetual Prefs									
	06/11/2015	86.00	6,106.00	0.00	6,106.00	6,450.0000	344.00	0.00	229.33
	06/11/2015	114.00	8,118.25	0.00	8,118.25	8,550.0000	431.75	0.00	287.83
	12/05/2017	200.00	15,769.95	0.00	15,769.95	15,000.0000	(769.95)	0.00	0.00
		400.00	29,994.20	0.00	29,994.20	30,000.0000	5.80	0.00	517.17
Telstra Corporation Limited.									
	27/06/2008	1,500.00	6,525.00	0.00	6,525.00	6,450.0000	(75.00)	0.00	0.00
	25/06/2010	5,720.00	18,920.00	0.00	18,920.00	24,596.0000	5,676.00	0.00	3,784.00
		7,220.00	25,445.00	0.00	25,445.00	31,046.0000	5,601.00	0.00	3,784.00
Westpac Banking Corporation									
	07/11/2013	500.00	17,423.12	0.00	17,423.12	15,255.0000	(2,168.12)	0.00	0.00

CC'S SUPERANNUATION FUND

Unrealised Capital Gains - Detailed

As at 30 June 2017

Investment	Contract Date	Units	Cost	Tax Deferred /Depreciation	CGT Cost Base	Market Value	Projected Profit / (Loss)	Taxable Profit Indexation	Taxable Profit Discounted
Shares in Listed Companies (Australian)									
Westpac Banking Corporation									
	20/11/2015	22.00	561.00	0.00	561.00	671.2200	110.22	0.00	73.48
		522.00	17,984.12	0.00	17,984.12	15,926.2200	(2,057.90)	0.00	73.48
Westpac \$100 Conv. Pref. Shares									
	23/03/2012	200.00	20,000.00	0.00	20,000.00	20,583.6000	583.60	0.00	389.07
		200.00	20,000.00	0.00	20,000.00	20,583.6000	583.60	0.00	389.07
Westpac \$100 Capital Notes IV									
	30/06/2016	305.00	30,500.00	0.00	30,500.00	32,322.3750	1,822.38	0.00	1,214.92
		305.00	30,500.00	0.00	30,500.00	32,322.3750	1,822.38	0.00	1,214.92
Wesfarmers Limited									
	25/08/2008	487.00	12,996.65	0.00	12,996.65	19,538.4400	6,541.79	0.00	4,361.19
		487.00	12,996.65	0.00	12,996.65	19,538.4400	6,541.79	0.00	4,361.19
Woolworths Group Limited									
	09/07/2013	1,000.00	33,851.11	0.00	33,851.11	25,540.0000	(8,311.11)	0.00	0.00
		1,000.00	33,851.11	0.00	33,851.11	25,540.0000	(8,311.11)	0.00	0.00
		214,823.00	750,054.40	0.00	750,054.40	943,749.4750	193,695.08	0.00	149,836.36
Units in Listed Unit Trusts (Australian)									
Goodman Plus Trust									
	23/06/2015	120.00	12,233.95	0.00	12,233.95	12,096.0000	(137.95)	0.00	0.00
		120.00	12,233.95	0.00	12,233.95	12,096.0000	(137.95)	0.00	0.00
Rural Funds Group									

CC'S SUPERANNUATION FUND

Unrealised Capital Gains - Detailed

As at 30 June 2017

Investment	Contract Date	Units	Cost	Tax Deferred /Depreciation	CGT Cost Base	Market Value	Projected Profit /Loss	Taxable Profit Indexation	Taxable Profit Discounted
Units in Listed Unit Trusts (Australian)									
Rural Funds Group									
	27/06/2017	5,000.00	9,427.82	0.00	9,427.82	9,225.0000	(202.82)	0.00	0.00
		5,000.00	9,427.82	0.00	9,427.82	9,225.0000	(202.82)	0.00	0.00
Sydney Airport - Fully Paid Stapled									
	13/01/2014	500.00	1,864.92	0.00	1,864.92	3,545.0000	1,680.08	0.00	1,120.05
		500.00	1,864.92	0.00	1,864.92	3,545.0000	1,680.08	0.00	1,120.05
		5,620.00	23,526.69	0.00	23,526.69	24,866.0000	1,339.31	0.00	1,120.05
			949,979.87	0.00	949,979.87	1,143,833.5950	193,853.73	0.00	152,143.30

CC'S SUPERANNUATION FUND

Trial Balance

As at 30 June 2017

Last Year	Code	Account Name	Units	Debits \$	Credits \$
	23800	Distributions Received			
	23800/GMPPA.AX	Goodman Plus Trust			686.40
	23800/RFF.AX	Rural Funds Group			51.37
	23800/SYD.AX	Sydney Airport - Fully Paid Stapled			154.92
	23900	Dividends Received			
	23900/999	Dividends Received			59,079.26
	24200	Contributions			
	24200/CARCAR00001 A	(Contributions) CARSELDINE, CAROL FAY - Accumulation			180,000.00
	24700	Changes in Market Values of Investments			56,872.96
	25000	Interest Received			
	25000/999	Interest Received			8,113.88
	25000/CASH6150	Cash at bank #6150			22.24
	25000/MAQ2183	Macquarie Bank Account #2183			124.39
	25000/MET3120	Suncorp Investment Account #3120			113.93
	25000/MET3440	Suncorp Investment Account #3440			5,735.91
	25000/MXUPA.AX	Multiplex SITES Trust (\$100 Step-up Income Sees)			856.00
	25000/SUNCM7968	Suncorp Cash MGT Account #7968			4.89
	30100	Accountancy Fees		1,243.00	
	30400	ATO Supervisory Levy		259.00	
	30700	Auditor's Remuneration		550.00	
	31500	Bank Charges		61.80	
	37500	Investment Expenses			
	37500/999	Investment Expenses		716.00	
	41600	Pensions Paid			
	41600/CARCAR00002 P	(Pensions Paid) CARSELDINE, CAROL FAY - Pension (Account Based Pension #101)		67,100.00	
	49000	Profit/Loss Allocation Account		241,886.35	
	50010	Opening Balance			
	50010/CARCAR00001 A	(Opening Balance) CARSELDINE, CAROL FAY - Accumulation			180,530.23

CC'S SUPERANNUATION FUND

Trial Balance

As at 30 June 2017

Last Year	Code	Account Name	Units	Debits \$	Credits \$
	50010/CARCAR00002 P	(Opening Balance) CARSELDINE, CAROL FAY - Pension (Account Based Pension #101)			1,221,939.47
	50010/CARCAR00003 P	(Opening Balance) CARSELDINE, CAROL FAY - Pension (Account Based Pension #102)			138,209.64
	50010/CARCAR00004 P	(Opening Balance) CARSELDINE, CAROL FAY - Pension (Account Based Pension #103)			41,911.61
	60400	Bank Accounts			
	60400/BANKWEST861 5	Bankwest Account #8615		1,511.71	
	60400/MAQ2183	Macquarie Bank Account #2183		10,461.84	
	60400/MET03343	Suncorp Standard Account #3343		180,122.89	
	60400/MET3120	Suncorp Investment Account #3120		9,175.76	
	60400/MET3440	Suncorp Investment Account #3440		213,749.36	
	60400/SUNCM7968	Suncorp Cash MGT Account #7968		6,252.85	
	61800	Distributions Receivable			
	61800/999	Trust Debtors		120.50	
	64000	Formation Expenses		616.00	
	72000	Debt Securities (Bonds, Bills of Exchange, Promissory Notes)			
	72000/BENBOND	BENAU-BBSW+2.80%-29Jan 19c	20,000.0000	21,438.61	
	72000/G8BOND	G8-7.65%-7Aug19	10,000.0000	10,898.31	
	72000/MSLBOND	MSL-7.25%-05Apr18	10,000.0000	10,723.30	
	72000/SYDBOND2011 20	SYDAIR-ILB-3.76%-20Nov20	10,000.0000	13,882.01	
	72000/SYDBOND2011 30	SYDAIR-ILB-3.12%-20Nov30	20,000.0000	23,213.61	
	72450	Fixed Interest Securities (Australian) - Unitised			
	72450/AQHHA.AX	A.P.T. Pipelines Ltd (APA's \$100 Notes)	100.0000	10,290.00	
	72450/CWNHB.AX	Crown Ltd \$100 Notes II	200.0000	19,700.00	
	72450/MBLHB.AX	Macquarie Bank Income Securities	400.0000	30,624.00	
	72450/MXUPA.AX	Multiplex SITES Trust (\$100 Step-up Income Sees)	200.0000	15,298.00	
	72450/NABHA.AX	National Australia Bank Income Securities	250.0000	19,150.00	
	77600	Shares in Listed Companies (Australian)			
	77600/AGL.AX	AGL Energy Limited	1,149.0000	29,299.50	

CC'S SUPERANNUATION FUND

Trial Balance

As at 30 June 2017

Last Year	Code	Account Name	Units	Debits \$	Credits \$
	77600/ANZ.AX	Australia And New Zealand Banking Group Limited	1,000.0000	28,720.00	
	77600/ANZPC.AX	A.N.Z. \$100 Cony. Pref. Shares (CP3)	395.0000	40,329.50	
	77600/ANZPG.AX	Australia And New Zealand Banking Group Limited - Cap Note 3-Bbsw+4.70% Perp Non	500.0000	52,375.00	
	77600/AZJ.AX	Aurizon Holdings Limited	4,353.0000	23,332.08	
	77600/BHP.AX	BHP Billiton Limited	1,000.0000	23,280.00	
	77600/BOQ.AX	Bank Of Queensland Limited.	3,302.0000	37,807.90	
	77600/BTT.AX	Bt Investment Management Limited	1,109.0000	12,620.42	
	77600/BUB.AX	Bubs Australia	20,000.0000	5,000.00	
	77600/CBA.AX	Commonwealth Bank Of Australia.	2,784.0000	230,543.04	
	77600/CBAPE.AX	Commonwealth Bank Of Australia. - Cap Note 3-Bbsw+5.20% Perp Non-Cum Red T-10-21	100.0000	10,750.00	
	77600/FLN.AX	Freelancer Limited	5,000.0000	3,925.00	
	77600/GEM.AX	G8 Education Limited	5,000.0000	18,050.00	
	77600/GSS.AX	Genetic Signatures Limited	20,638.0000	8,048.82	
	77600/GXL.AX	Greencross Limited	5,000.0000	30,250.00	
	77600/HSO.AX	HEALTHCOPE LIMITED	9,768.0000	21,587.28	
	77600/ICQ.AX	Icar Asia Limited	10,720.0000	2,840.80	
	77600/LBT.AX	LBT Innovations Limited	20,000.0000	5,100.00	
	77600/MGX.AX	Mount Gibson Iron Limited	2,000.0000	660.00	
	77600/MQG.AX	Macquarie Group Limited	671.0000	59,383.50	
	77600/NAN.AX	Nanosonics	5,000.0000	12,700.00	
	77600/NEA.AX	Nearmap Ltd	10,000.0000	6,050.00	
	77600/NRT.AX	Novogen Limited	30,000.0000	1,500.00	
	77600/OSL.AX	Oncosil Medical Ltd	20,000.0000	1,940.00	
	77600/PAN.AX	Panoramic Resources Limited	10,000.0000	2,200.00	
	77600/RFX.AX	Redflow Limited	10,000.0000	1,500.00	
	77600/RHCPA.AX	Ramsay 'CARES' (\$100 Cony. Adj. Rate Equity Secs)	200.0000	21,380.00	
	77600/SEK.AX	Seek Limited	1,000.0000	16,910.00	
	77600/SRX.AX	Sirtex Medical Limited	1,000.0000	16,250.00	

CC'S SUPERANNUATION FUND

Trial Balance

As at 30 June 2017

Last Year	Code	Account Name	Units	Debits \$	Credits \$
	77600/SUN.AX	Suncorp Group Limited	3,000.0000	44,460.00	
	77600/SVWPA.AX	Seven Group (TEL YS 4) \$100 Perpetual Prefs	400.0000	30,000.00	
	77600/TLS.AX	Telstra Corporation Limited.	7,220.0000	31,046.00	
	77600/WBC.AX	Westpac Banking Corporation	522.0000	15,926.22	
	77600/WBCPC.AX	Westpac \$100 Conv. Pref. Shares	200.0000	20,583.60	
	77600/WBCPG.AX	Westpac \$100 Capital Notes IV	305.0000	32,322.38	
	77600/WES.AX	Wesfarmers Limited	487.0000	19,538.44	
	77600/WOW.AX	Woolworths Group Limited	1,000.0000	25,540.00	
	78200	Units in Listed Unit Trusts (Australian)			
	78200/GMPPA.AX	Goodman Plus Trust	120.0000	12,096.00	
	78200/RFF.AX	Rural Funds Group	5,000.0000	9,225.00	
	78200/SYD.AX	Sydney Airport - Fully Paid Stapled	500.0000	3,545.00	
	85000	Income Tax Payable/Refundable		16,746.72	
				1,894,407.10	1,894,407.10

Current Year Profit/(Loss): 241,886.35

CC'S SUPERANNUATION FUND

Statement of Financial Position

As at 30 June 2017

	Note	2008 \$	2007 \$
Assets			
Investments			
Debt Securities (Bonds, Bills of Exchange, Promissory Notes)	2	80,155.84	0.00
Fixed Interest Securities (Australian) - Unitised	3	95,062.00	0.00
Shares in Listed Companies (Australian)	4	943,749.48	0.00
Units in Listed Unit Trusts (Australian)	5	24,866.00	0.00
Total Investments		<u>1,143,833.32</u>	<u>0.00</u>
Other Assets			
Formation Expenses		616.00	0.00
Distributions Receivable		120.50	0.00
Suncorp Standard Account #3343		180,122.89	0.00
Suncorp Investment Account #3440		213,749.36	0.00
Suncorp Investment Account #3120		9,175.76	0.00
Suncorp Cash MGT Account #7968		6,252.85	0.00
Bankwest Account #8615		1,511.71	0.00
Macquarie Bank Account #2183		10,461.84	0.00
Income Tax Refundable		16,746.72	0.00
Total Other Assets		<u>438,757.63</u>	<u>0.00</u>
Total Assets		<u>1,582,590.95</u>	<u>0.00</u>
Net assets available to pay benefits		<u>1,582,590.95</u>	<u>0.00</u>
Represented by:			
Liability for accrued benefits allocated to members' accounts			
	6, 7		
CARSELDINE, CAROL FAY - Accumulation		180,530.23	0.00
CARSELDINE, CAROL FAY - Pension (Account Based Pension #101)		1,221,939.47	0.00
CARSELDINE, CAROL FAY - Pension (Account Based Pension #102)		138,209.64	0.00
CARSELDINE, CAROL FAY - Pension (Account Based Pension #103)		41,911.61	0.00
Total Liability for accrued benefits allocated to members' accounts		<u>1,582,590.95</u>	<u>0.00</u>

CC'S SUPERANNUATION FUND

Operating Statement

For the year ended 30 June 2017

	Note	2008 \$	2007 \$
Income			
Investment Income			
Trust Distributions	10	892.69	0.00
Dividends Received	9	59,079.26	0.00
Interest Received		14,971.24	0.00
Investment Gains			
Changes in Market Values	11	56,872.96	0.00
Contribution Income			
Personal Non Concessional		180,000.00	0.00
Total Income		<u>311,816.15</u>	<u>0.00</u>
Expenses			
Accountancy Fees		1,243.00	0.00
ATO Supervisory Levy		259.00	0.00
Auditor's Remuneration		550.00	0.00
Bank Charges		61.80	0.00
Investment Expenses		716.00	0.00
Member Payments			
Pensions Paid		67,100.00	0.00
Total Expenses		<u>69,929.80</u>	<u>0.00</u>
Benefits accrued as a result of operations before income tax			
		<u>241,886.35</u>	<u>0.00</u>
Income Tax Expense	12	0.00	0.00
Benefits accrued as a result of operations		<u>241,886.35</u>	<u>0.00</u>