

---

Financial statements and reports for the year ended  
30 June 2020

NUBAY HOLDINGS PTY LTD SUPERANNUATION  
FUND

---

Prepared for: Stephen Dobbs and Julie Dobbs

## Reports Index

---

Trustees Declaration

Statement of Taxable Income

Operating Statement

Detailed Operating Statement

Statement of Financial Position

Detailed Statement of Financial Position

Notes to the Financial Statements

Members Statement

Investment Summary

Investment Performance

Investment Movement

Detailed Schedule of Fund Assets

## **Trustees Declaration**

---

The trustees have determined that the fund is not a reporting entity and that the special purpose financial statements should be prepared in accordance with the accounting policies described in Note 1 to the financial statements.

The trustees declare that:

- (i) the financial statements and notes to the financial statements for the year ended 30 June 2020 present fairly, in all material respects, the financial position of the superannuation fund at 30 June 2020 and the results of its operations for the year ended on that date in accordance with the accounting policies described in Note 1 to the financial statements;
- (ii) the financial statements and notes to the financial statements have been prepared in accordance with the requirements of the trust deed; and
- (iii) the operation of the superannuation fund has been carried out in accordance with its trust deed and in compliance with the requirements of the Superannuation Industry (Supervision) Act 1993 and associated Regulations during the year ended 30 June 2020.

Signed in accordance with a resolution of the trustees by:

.....  
Stephen Dobbs

Trustee

.....  
Julie Dobbs

Trustee

Dated this ..... day of .....2021

# NUBAY HOLDINGS PTY LTD SUPERANNUATION FUND

## Statement of Taxable Income

For the year ended 30 June 2020

---

	<b>2020</b>
	<b>\$</b>
Benefits accrued as a result of operations	17,034.00
<b>Less</b>	
Increase in MV of investments	2,480.00
	<u>2,480.00</u>
<b>Add</b>	
Pension Payments	39.00
	<u>39.00</u>
<b>Taxable Income or Loss</b>	<u>14,593.00</u>
Income Tax on Taxable Income or Loss	2,188.95
	<u>2,188.95</u>
<b>CURRENT TAX OR REFUND</b>	<u>2,188.95</u>
Supervisory Levy	259.00
Income Tax Instalments Paid	(2,831.00)
<b>AMOUNT DUE OR REFUNDABLE</b>	<u>(383.05)</u>

NUBAY HOLDINGS PTY LTD SUPERANNUATION FUND

**Operating Statement**

For the year ended 30 June 2020

	Note	2020 \$	2019 \$
<b>Income</b>			
<b>Investment Income</b>			
Interest Received		0	1
<b>Investment Gains</b>			
Changes in Market Values	7	2,480	(47,700)
<b>Contribution Income</b>			
Employer Contributions		20,929	20,589
Other Contributions		0	501
Transfers In		0	3,760
<b>Total Income</b>		<u>23,409</u>	<u>(22,849)</u>
<b>Expenses</b>			
Accountancy Fees		2,125	0
ATO Supervisory Levy		259	0
Auditor's Remuneration		375	375
Bank Charges		52	30
Depreciation		0	25
Investment Expenses		31	613
		<u>2,843</u>	<u>1,044</u>
<b>Member Payments</b>			
Life Insurance Premiums		3,494	2,944
Pensions Paid		39	2,640
<b>Total Expenses</b>		<u>6,375</u>	<u>6,627</u>
<b>Benefits accrued as a result of operations before income tax</b>			
		<u>17,034</u>	<u>(29,476)</u>
Income Tax Expense	8	2,188	2,490
<b>Benefits accrued as a result of operations</b>		<u>14,845</u>	<u>(31,966)</u>

Refer to compilation report

**NUBAY HOLDINGS PTY LTD SUPERANNUATION FUND**

**Detailed Operating Statement**

For the year ended 30 June 2020

	2020	2019
	\$	\$
<b>Income</b>		
Interest Received		
St George Bank	0	1
	<u>0</u>	<u>1</u>
<b>Contribution Income</b>		
Employer Contributions - Concessional		
Stephen Dobbs	20,929	20,589
	<u>20,929</u>	<u>20,589</u>
Other Contributions		
Julie Dobbs	0	501
	<u>0</u>	<u>501</u>
Transfers In		
Dobbs, Julie - Accumulation (Accumulation)	0	3,760
	<u>0</u>	<u>3,760</u>
<b>Investment Gains</b>		
Realised Movements in Market Value		
Plant and Equipment (at written down value)		
Office Equipment	0	(1,603)
	<u>0</u>	<u>(1,603)</u>
Unrealised Movements in Market Value		
Plant and Equipment (at written down value)		
Office Equipment	0	1,603
	<u>0</u>	<u>1,603</u>
Shares in Listed Companies (Australian)		
Avecho Biotechnology Limited	800	(7,540)
Blackham Resources Limited	0	(4,500)
Blackham Resources Limited	113,419	(40,600)
Phosphagenics Limited - Ordinary Fully Paid	0	4,940
Wiluna Mining Corporation Limited	(111,739)	0
	<u>2,480</u>	<u>(47,700)</u>
Other Investment Gains/Losses	0	(0)
	<u>2,480</u>	<u>(47,700)</u>
<b>Changes in Market Values</b>	<u>2,480</u>	<u>(47,700)</u>
<b>Total Income</b>	<u>23,409</u>	<u>(22,849)</u>
<b>Expenses</b>		
Accountancy Fees	2,125	0
ATO Supervisory Levy	259	0
Auditor's Remuneration	375	375
Bank Charges	52	30
	<u>2,811</u>	<u>405</u>
Depreciation		
Office Equipment	0	25
	<u>0</u>	<u>25</u>
Investment Expenses		

Refer to compilation report

**NUBAY HOLDINGS PTY LTD SUPERANNUATION FUND****Detailed Operating Statement**

For the year ended 30 June 2020

	<b>2020</b>	<b>2019</b>
	<b>\$</b>	<b>\$</b>
Investment Expenses	31	613
	<u>31</u>	<u>613</u>
<b>Member Payments</b>		
Life Insurance Premiums		
Dobbs, Stephen - Accumulation (Accumulation)	3,494	2,944
	<u>3,494</u>	<u>2,944</u>
Pensions Paid		
Dobbs, Julie - Pension (Transition to Retirement Pension)	4	60
Dobbs, Stephen - Pension (Transition to Retirement Pension 2)	30	2,500
Dobbs, Stephen - Pension (Transition to Retirement Pension)	5	80
	<u>39</u>	<u>2,640</u>
<b>Total Expenses</b>	<u>6,375</u>	<u>6,628</u>
<b>Benefits accrued as a result of operations before income tax</b>	<u>17,034</u>	<u>(29,476)</u>
<b>Income Tax Expense</b>		
Income Tax Expense	2,189	2,490
<b>Total Income Tax</b>	<u>2,189</u>	<u>2,490</u>
<b>Benefits accrued as a result of operations</b>	<u>14,845</u>	<u>(31,967)</u>

*Refer to compilation report*

NUBAY HOLDINGS PTY LTD SUPERANNUATION FUND

**Statement of Financial Position**

As at 30 June 2020

	Note	2020 \$	2019 \$
<b>Assets</b>			
<b>Investments</b>			
Shares in Listed Companies (Australian)	2	10,780	8,300
<b>Total Investments</b>		<u>10,780</u>	<u>8,300</u>
<b>Other Assets</b>			
Formation Expenses		506	506
St George Bank		163	281
Cash at Bank		6	6
ANZ Cash Investment Acct		142	181
Income Tax Refundable		2,980	1,981
<b>Total Other Assets</b>		<u>3,797</u>	<u>2,955</u>
<b>Total Assets</b>		<u>14,577</u>	<u>11,255</u>
Less:			
<b>Liabilities</b>			
PAYG Payable		708	1,214
Sundry Creditors		0	634
Amounts owing to other persons		(1,690)	(3,871)
<b>Total Liabilities</b>		<u>(982)</u>	<u>(2,023)</u>
<b>Net assets available to pay benefits</b>		<u>15,559</u>	<u>13,278</u>
Represented by:			
<b>Liability for accrued benefits allocated to members' accounts</b>	4, 5		
Dobbs, Stephen - Accumulation		12,375	8,907
Dobbs, Stephen - Pension (Transition to Retirement Pension)		82	86
Dobbs, Stephen - Pension (Transition to Retirement Pension 2)		427	1,612
Dobbs, Julie - Accumulation		2,614	2,608
Dobbs, Julie - Pension (Transition to Retirement Pension)		61	65
<b>Total Liability for accrued benefits allocated to members' accounts</b>		<u>15,559</u>	<u>13,278</u>

Refer to compilation report



**NUBAY HOLDINGS PTY LTD SUPERANNUATION FUND**  
**Detailed Statement of Financial Position**

As at 30 June 2020

	Note	2020 \$	2019 \$
<b>Assets</b>			
<b>Investments</b>			
Shares in Listed Companies (Australian)	2		
Avecho Biotechnology Limited		1,400	600
Blackham Resources Limited		0	7,700
Wiluna Mining Corporation Limited		9,380	0
<b>Total Investments</b>		<u>10,780</u>	<u>8,300</u>
<b>Other Assets</b>			
Bank Accounts	3		
ANZ Cash Investment Acct		142	181
Cash at Bank		6	6
St George Bank		163	281
Formation Expenses		506	506
Income Tax Refundable		2,980	1,981
<b>Total Other Assets</b>		<u>3,797</u>	<u>2,955</u>
<b>Total Assets</b>		<u>14,577</u>	<u>11,255</u>
Less:			
<b>Liabilities</b>			
Amounts owing to other persons			
Banking Error 2019		(1,690)	(3,871)
PAYG Payable		708	1,214
Sundry Creditors		0	634
<b>Total Liabilities</b>		<u>(982)</u>	<u>(2,023)</u>
<b>Net assets available to pay benefits</b>		<u>15,559</u>	<u>13,278</u>
Represented By :			
<b>Liability for accrued benefits allocated to members' accounts</b>	4, 5		
Dobbs, Stephen - Accumulation		12,371	8,903
Dobbs, Stephen - Pension (Transition to Retirement Pension)		82	86
Dobbs, Stephen - Pension (Transition to Retirement Pension 2)		427	1,612
Dobbs, Julie - Accumulation		2,614	2,608
Dobbs, Julie - Pension (Transition to Retirement Pension)		61	65
<b>Total Liability for accrued benefits allocated to members' accounts</b>		<u>15,559</u>	<u>13,278</u>

Refer to compilation report

## **Notes to the Financial Statements**

For the year ended 30 June 2020

---

### **Note 1: Summary of Significant Accounting Policies**

The trustees have prepared the financial statements on the basis that the superannuation fund is a non-reporting entity because there are no users dependent on general purpose financial statements. The financial statements are therefore special purpose financial statements that have been prepared in order to meet the requirements of the Superannuation Industry (Supervision) Act 1993 and associated Regulations, the trust deed of the fund and the needs of members.

The financial statements have been prepared on a cash basis and are based on historical costs, except for investments which have been measured at market value.

The following significant accounting policies, which are consistent with the policies applied in the previous period unless otherwise stated, have been adopted in the preparation of the financial statements.

The financial statements were authorised for issue by the Trustee(s).

#### **a. Measurement of Investments**

The fund initially recognises:

- (i) an investment when it controls the future economic benefits expected to flow from the asset. For financial assets, the trade date is considered to be the date on which control of the future economic benefits attributable to the asset passes to the fund; and
- (ii) a financial liability on the date it becomes a party to the contractual provisions of the instrument.

Investments of the fund have been measured at market value, which refers to the amount that a willing buyer could reasonably be expected to pay to acquire the asset from a willing seller if the following assumptions were made:

- that the buyer and the seller deal with each other at arm's length in relation to the sale;
- that the sale occurred after proper marketing of the asset; and
- that the buyer and the seller acted knowledgeably and prudentially in relation to the sale.

Market value has been determined as follows:

- (i) shares and other securities listed on the Australian Securities Exchange by reference to the relevant market quotations at the end of the reporting period;
- (ii) units in managed funds by reference to the unit redemption price at the end of the reporting period;
- (iii) fixed-interest securities by reference to the redemption price at the end of the reporting period;
- (iv) unlisted investments are stated at trustees' assessment based on estimated market value at balance date or where necessary, an external valuer's opinion; and
- (v) investment properties at the trustees' assessment of the market value or where necessary a qualified independent valuer's opinion at the end of reporting period.

Financial liabilities, such as trade creditors and other payables, are measured at the gross value of the outstanding balance at the end of the reporting period. The trustees have determined that the gross values of the fund's financial liabilities is equivalent to their market values. Any remeasurement changes in the gross values of non-current financial liabilities (including liabilities for members' accrued benefits) are recognised in the operating statement in the periods in which they occur.

#### **b. Cash and Cash Equivalents**

Cash and cash equivalents include cash on hand and at call, deposits with banks and short-term, highly liquid investments that are readily convertible to cash and subject to an insignificant risk of change in value.

#### **c. Revenue**

Revenue is recognised at the fair value of the consideration received or receivable.

##### **Interest revenue**

Interest revenue is recognised in respect of fixed-interest securities, and cash and cash equivalent balances. Interest revenue is recognised upon receipt.

# NUBAY HOLDINGS PTY LTD SUPERANNUATION FUND

## Notes to the Financial Statements

For the year ended 30 June 2020

### Dividend revenue

Dividend revenue is recognised when the dividend has been paid or, in the case of dividend reinvestment schemes, when the dividend is credited to the benefit of the fund.

### Rental revenue

Rental revenue arising from operating leases on investment properties is recognised upon receipt.

### Distribution revenue

Distributions from unit trusts and managed funds are recognised as at the date the unit value is quoted ex-distribution and if not received at the end of the reporting period, are reflected in the statement of financial position as a receivable at market value.

### Remeasurement changes in market values

Remeasurement changes in the market values of assets are recognised as income and determined as the difference between the market value at year-end or consideration received (if sold during the year) and the market value as at the prior year-end or cost (if acquired during the period).

### d. Liability for Accrued Benefits

The liability for accrued benefits represents the fund's present obligation to pay benefits to members and beneficiaries, and has been calculated as the difference between the carrying amount of the assets and the carrying amount of the other payables and income tax liabilities as at the end of the reporting period.

### e. Critical Accounting Estimates and Judgements

The preparation of financial statements requires the trustees to make judgements, estimates and assumptions that affect the application of accounting policies and the reported amounts of assets and liabilities, income and expenses. Actual results may differ from these estimates.

Estimates and underlying assumptions are reviewed on an ongoing basis. Revisions to accounting estimates are recognised in the period in which the estimate is revised and in any future period affected.

### Note 2: Shares in Listed Companies (Australian)

	2020 \$	2019 \$
Avecho Biotechnology Limited	1,400	600
Blackham Resources Limited	0	7,700
Wiluna Mining Corporation Limited	9,380	0
	<hr/> 10,780	<hr/> 8,300

### Note 4: Liability for Accrued Benefits

	2020 \$	2019 \$
Liability for accrued benefits at beginning of year	13,277	57,544
Benefits accrued as a result of operations	14,845	(31,967)

# NUBAY HOLDINGS PTY LTD SUPERANNUATION FUND

## Notes to the Financial Statements

For the year ended 30 June 2020

Current year member movements	(12,565)	(12,300)
Liability for accrued benefits at end of year	15,557	13,277

### Note 5: Vested Benefits

Vested benefits are benefits that are not conditional upon continued membership of the fund (or any factor other than resignation from the plan) and include benefits which members were entitled to receive had they terminated their fund membership as at the end of the reporting period.

	2020 \$	2019 \$
Vested Benefits	15,557	13,277

### Note 6: Guaranteed Benefits

No guarantees have been made in respect of any part of the liability for accrued benefits.

### Note 7: Changes in Market Values Unrealised Movements in Market Value

	2020 \$	2019 \$
<b>Plant and Equipment (at written down value)</b>		
Office Equipment	0	1,603
	0	1,603
<b>Shares in Listed Companies (Australian)</b>		
Avecho Biotechnology Limited	800	(7,540)
Blackham Resources Limited	0	(4,500)
Blackham Resources Limited	113,419	(40,600)
Phosphagenics Limited - Ordinary Fully Paid	0	4,940
Wiluna Mining Corporation Limited	(111,739)	0
	2,480	(47,700)
<b>Total Unrealised Movement</b>	2,480	(46,097)

### Realised Movements in Market Value

2020 \$	2019 \$
------------	------------

**NUBAY HOLDINGS PTY LTD SUPERANNUATION FUND**

**Notes to the Financial Statements**

For the year ended 30 June 2020

<b>Plant and Equipment (at written down value)</b>		
Office Equipment	0	(1,603)
	<hr/>	<hr/>
	0	(1,603)
	<hr/>	<hr/>
<b>Total Realised Movement</b>	0	(1,603)
	<hr/>	<hr/>
<b>Changes in Market Values</b>	2,480	(47,700)
	<hr/>	<hr/>

**Note 8: Income Tax Expense**

	<b>2020</b>	<b>2019</b>
	<b>\$</b>	<b>\$</b>
The components of tax expense comprise		
Current Tax	2,189	2,490
	<hr/>	<hr/>
Income Tax Expense	2,189	2,490
	<hr/>	<hr/>

The prima facie tax on benefits accrued before income tax is reconciled to the income tax as follows:

Prima facie tax payable on benefits accrued before income tax at 15%	2,555	(4,421)
Less:		
Tax effect of:		
Non Taxable Contributions	0	75
Non Taxable Transfer In	0	564
Increase in MV of Investments	372	0
Realised Accounting Capital Gains	0	(240)
Add:		
Tax effect of:		
Decrease in MV of Investments	0	6,915
Pension Payments	6	396
Rounding	0	(1)
	<hr/>	<hr/>
Income Tax on Taxable Income or Loss	2,189	2,490
	<hr/>	<hr/>
Less credits:		
	<hr/>	<hr/>
Current Tax or Refund	2,189	2,490
	<hr/>	<hr/>

**NUBAY HOLDINGS PTY LTD SUPERANNUATION FUND**

**Members Statement**

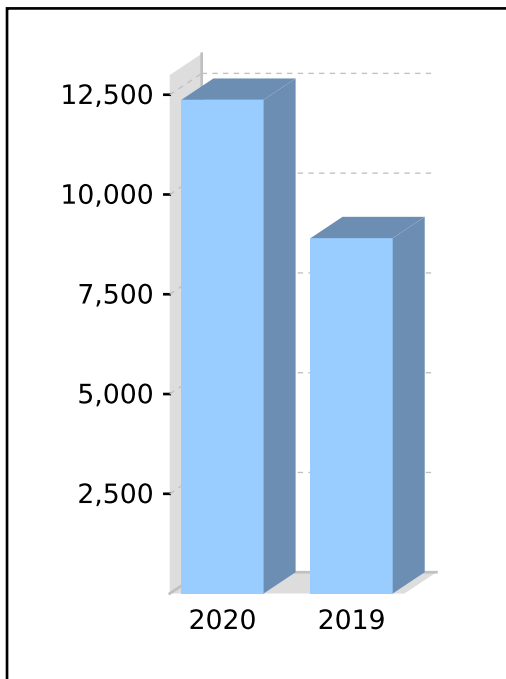
Stephen Dobbs  
 7 Transom Lane  
 Waikiki, Western Australia, 6169, Australia

**Your Details**

Date of Birth :	Provided	Nominated Beneficiaries	N/A
Age:	63	Vested Benefits	12,373
Tax File Number:	Provided	Total Death Benefit	222,373
Date Joined Fund:	21/08/2001	Current Salary	192,742
Service Period Start Date:	01/01/2010	Previous Salary	0
Date Left Fund:		Disability Benefit	0
Member Code:	DOBSTE00001A		
Account Start Date	21/08/2001		
Account Phase:	Accumulation Phase		
Account Description:	Accumulation		

**Your Balance**

<b>Total Benefits</b>	<b>12,373</b>
<u>Preservation Components</u>	
Preserved	12,373
Unrestricted Non Preserved	
Restricted Non Preserved	
<u>Tax Components</u>	
Tax Free	
Taxable	12,373
Investment Earnings Rate	4%



**Your Detailed Account Summary**

	This Year	Last Year
Opening balance at 01/07/2019	8,905	45,758
<u>Increases to Member account during the period</u>		
Employer Contributions	20,929	20,589
Personal Contributions (Concessional)		
Personal Contributions (Non Concessional)		
Government Co-Contributions		
Other Contributions		
Proceeds of Insurance Policies		
Transfers In		
Net Earnings	(271)	(6,112)
Internal Transfer In		
<u>Decreases to Member account during the period</u>		
Pensions Paid		
Contributions Tax	3,139	3,088
Income Tax	(843)	(461)
No TFN Excess Contributions Tax		
Excess Contributions Tax		
Refund Excess Contributions		
Division 293 Tax		
Insurance Policy Premiums Paid	3,494	2,944
Management Fees		
Member Expenses		
Benefits Paid/Transfers Out	11,400	
Superannuation Surcharge Tax		
Internal Transfer Out		45,758
Closing balance at 30/06/2020	12,373	8,906

# Members Statement

---

## Trustee's Disclaimer

This statement has been prepared by the Trustee for the member whose name appears at the top of this statement. Every effort has been made by the Trustee to ensure the accuracy and completeness of this Statement. The Trustee does not accept any liability for any error, omission or misprint. All amounts shown in relation to benefits do not take into account any amounts which may be withheld to satisfy the requirements imposed by the Income Tax Assessment Act 1936.

Signed by all the trustees of the fund

\_\_\_\_\_  
Stephen Dobbs  
Trustee

\_\_\_\_\_  
Julie Dobbs  
Trustee

**NUBAY HOLDINGS PTY LTD SUPERANNUATION FUND**

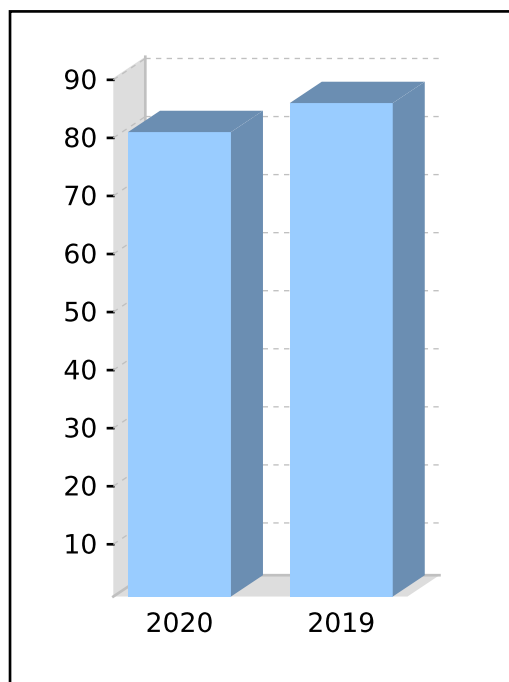
**Members Statement**

Stephen Dobbs  
 7 Transom Lane  
 Waikiki, Western Australia, 6169, Australia

<b>Your Details</b>		Nominated Beneficiaries	N/A
Date of Birth :	Provided	Vested Benefits	82
Age:	63	Total Death Benefit	82
Tax File Number:	Provided	Current Salary	0
Date Joined Fund:	21/08/2001	Previous Salary	0
Service Period Start Date:	01/01/2010	Disability Benefit	0
Date Left Fund:			
Member Code:	DOBSTE00002P		
Account Start Date	01/07/2016		
Account Phase:	Accumulation Phase		
Account Description:	Transition to Retirement Pension		

**Your Balance**

<b>Total Benefits</b>	82
<u>Preservation Components</u>	
Preserved	82
Unrestricted Non Preserved	
Restricted Non Preserved	
<u>Tax Components</u>	
Tax Free (0.00%)	
Taxable	82
Investment Earnings Rate	1%



<b>Your Detailed Account Summary</b>		This Year	Last Year
Opening balance at 01/07/2019		86	846
<u>Increases to Member account during the period</u>			
Employer Contributions			
Personal Contributions (Concessional)			
Personal Contributions (Non Concessional)			
Government Co-Contributions			
Other Contributions			
Proceeds of Insurance Policies			
Transfers In			
Net Earnings		(1)	(682)
Internal Transfer In			
<u>Decreases to Member account during the period</u>			
Pensions Paid		5	80
Contributions Tax			
Income Tax		(2)	(2)
No TFN Excess Contributions Tax			
Excess Contributions Tax			
Refund Excess Contributions			
Division 293 Tax			
Insurance Policy Premiums Paid			
Management Fees			
Member Expenses			
Benefits Paid/Transfers Out			
Superannuation Surcharge Tax			
Internal Transfer Out			
Closing balance at 30/06/2020		82	86



# Members Statement

---

### Trustee's Disclaimer

This statement has been prepared by the Trustee for the member whose name appears at the top of this statement. Every effort has been made by the Trustee to ensure the accuracy and completeness of this Statement. The Trustee does not accept any liability for any error, omission or misprint. All amounts shown in relation to benefits do not take into account any amounts which may be withheld to satisfy the requirements imposed by the Income Tax Assessment Act 1936.

Signed by all the trustees of the fund

\_\_\_\_\_  
Stephen Dobbs  
Trustee

\_\_\_\_\_  
Julie Dobbs  
Trustee

**NUBAY HOLDINGS PTY LTD SUPERANNUATION FUND**

**Members Statement**

Stephen Dobbs  
 7 Transom Lane  
 Waikiki, Western Australia, 6169, Australia

**Your Details**

Date of Birth :	Provided	Nominated Beneficiaries	N/A
Age:	63	Vested Benefits	427
Tax File Number:	Provided	Total Death Benefit	210,427
Date Joined Fund:	21/08/2001	Current Salary	192,742
Service Period Start Date:	01/01/2010	Previous Salary	0
Date Left Fund:		Disability Benefit	0
Member Code:	DOBSTE00003P		
Account Start Date	01/07/2018		
Account Phase:	Accumulation Phase		
Account Description:	Transition to Retirement Pension 2		

**Your Balance**

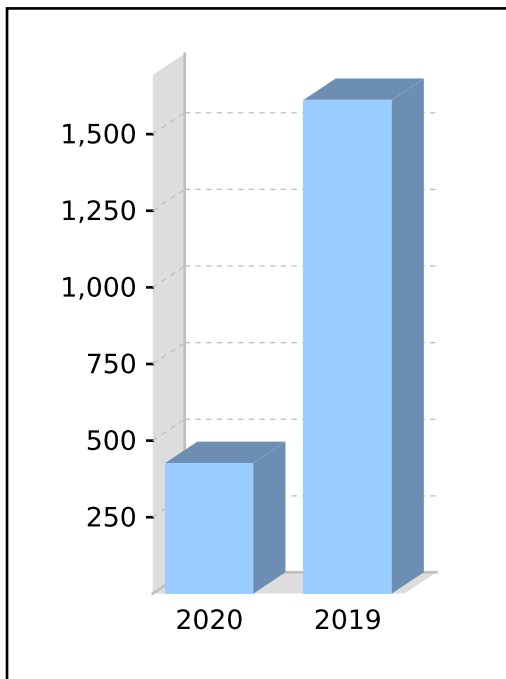
Total Benefits 427

Preservation Components

Preserved 427  
 Unrestricted Non Preserved  
 Restricted Non Preserved

Tax Components

Tax Free (10.93%) 46  
 Taxable 380  
 Investment Earnings Rate 2%



**Your Detailed Account Summary**

	This Year	Last Year
Opening balance at 01/07/2019	1,612	
<u>Increases to Member account during the period</u>		
Employer Contributions		
Personal Contributions (Concessional)		
Personal Contributions (Non Concessional)		
Government Co-Contributions		
Other Contributions		
Proceeds of Insurance Policies		
Transfers In		
Net Earnings	(15)	(29,440)
Internal Transfer In		45,758
<u>Decreases to Member account during the period</u>		
Pensions Paid	30	2,500
Contributions Tax		
Income Tax	(25)	(94)
No TFN Excess Contributions Tax		
Excess Contributions Tax		
Refund Excess Contributions		
Division 293 Tax		
Insurance Policy Premiums Paid		
Management Fees		
Member Expenses		
Benefits Paid/Transfers Out	1,165	12,300
Superannuation Surcharge Tax		
Internal Transfer Out		
Closing balance at 30/06/2020	427	1,612

# Members Statement

---

## Trustee's Disclaimer

This statement has been prepared by the Trustee for the member whose name appears at the top of this statement. Every effort has been made by the Trustee to ensure the accuracy and completeness of this Statement. The Trustee does not accept any liability for any error, omission or misprint. All amounts shown in relation to benefits do not take into account any amounts which may be withheld to satisfy the requirements imposed by the Income Tax Assessment Act 1936.

Signed by all the trustees of the fund

\_\_\_\_\_  
Stephen Dobbs  
Trustee

\_\_\_\_\_  
Julie Dobbs  
Trustee

**NUBAY HOLDINGS PTY LTD SUPERANNUATION FUND**

**Members Statement**

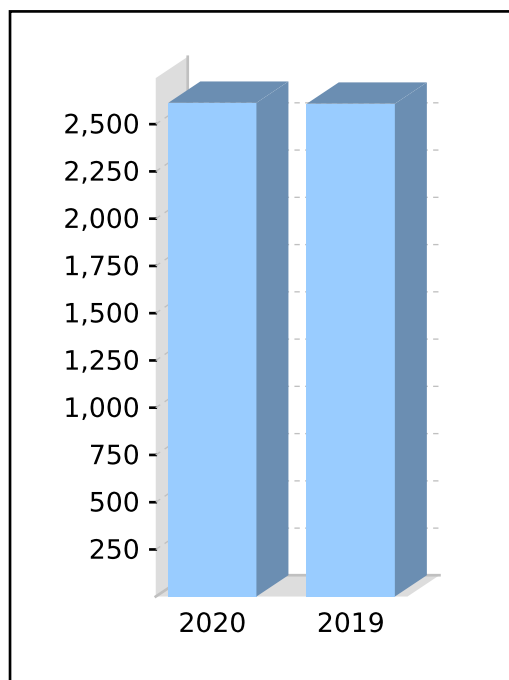
Julie Dobbs  
 7 Transom Lane  
 Waikiki, Western Australia, 6169, Australia

**Your Details**

Date of Birth :	Provided	Nominated Beneficiaries	N/A
Age:	61	Vested Benefits	2,614
Tax File Number:	Provided	Total Death Benefit	2,614
Date Joined Fund:	21/08/2001	Current Salary	0
Service Period Start Date:		Previous Salary	0
Date Left Fund:		Disability Benefit	0
Member Code:	DOBJUL00001A		
Account Start Date	21/08/2001		
Account Phase:	Accumulation Phase		
Account Description:	Accumulation		

**Your Balance**

<b>Total Benefits</b>	2,614
<u>Preservation Components</u>	
Preserved	2,614
Unrestricted Non Preserved	
Restricted Non Preserved	
<u>Tax Components</u>	
Tax Free	13,165
Taxable	(10,551)
Investment Earnings Rate	0%



**Your Detailed Account Summary**

	This Year	Last Year
Opening balance at 01/07/2019	2,608	10,290
<u>Increases to Member account during the period</u>		
Employer Contributions		
Personal Contributions (Concessional)		
Personal Contributions (Non Concessional)		
Government Co-Contributions		501
Other Contributions		
Proceeds of Insurance Policies		
Transfers In		3,760
Net Earnings	(72)	(11,981)
Internal Transfer In		
<u>Decreases to Member account during the period</u>		
Pensions Paid		
Contributions Tax		
Income Tax	(78)	(38)
No TFN Excess Contributions Tax		
Excess Contributions Tax		
Refund Excess Contributions		
Division 293 Tax		
Insurance Policy Premiums Paid		
Management Fees		
Member Expenses		
Benefits Paid/Transfers Out		
Superannuation Surcharge Tax		
Internal Transfer Out		
Closing balance at 30/06/2020	2,614	2,608

# Members Statement

---

## Trustee's Disclaimer

This statement has been prepared by the Trustee for the member whose name appears at the top of this statement. Every effort has been made by the Trustee to ensure the accuracy and completeness of this Statement. The Trustee does not accept any liability for any error, omission or misprint. All amounts shown in relation to benefits do not take into account any amounts which may be withheld to satisfy the requirements imposed by the Income Tax Assessment Act 1936.

Signed by all the trustees of the fund

\_\_\_\_\_  
Stephen Dobbs  
Trustee

\_\_\_\_\_  
Julie Dobbs  
Trustee

**NUBAY HOLDINGS PTY LTD SUPERANNUATION FUND**

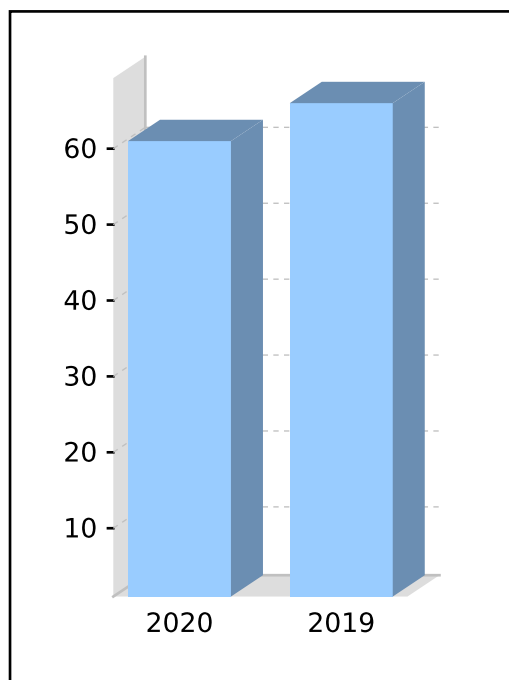
**Members Statement**

Julie Dobbs  
 7 Transom Lane  
 Waikiki, Western Australia, 6169, Australia

<b>Your Details</b>		Nominated Beneficiaries	N/A
Date of Birth :	Provided	Vested Benefits	61
Age:	61	Total Death Benefit	61
Tax File Number:	Provided	Current Salary	0
Date Joined Fund:	21/08/2001	Previous Salary	0
Service Period Start Date:		Disability Benefit	0
Date Left Fund:			
Member Code:	DOBJUL00002P		
Account Start Date	01/07/2016		
Account Phase:	Accumulation Phase		
Account Description:	Transition to Retirement Pension		

**Your Balance**

<b>Total Benefits</b>	61
<u>Preservation Components</u>	
Preserved	61
Unrestricted Non Preserved	
Restricted Non Preserved	
<u>Tax Components</u>	
Tax Free (0.00%)	
Taxable	61
Investment Earnings Rate	0%



<b>Your Detailed Account Summary</b>		This Year	Last Year
Opening balance at	01/07/2019	65	650
<u>Increases to Member account during the period</u>			
Employer Contributions			
Personal Contributions (Concessional)			
Personal Contributions (Non Concessional)			
Government Co-Contributions			
Other Contributions			
Proceeds of Insurance Policies			
Transfers In			
Net Earnings		(2)	(526)
Internal Transfer In			
<u>Decreases to Member account during the period</u>			
Pensions Paid		4	60
Contributions Tax			
Income Tax		(2)	(2)
No TFN Excess Contributions Tax			
Excess Contributions Tax			
Refund Excess Contributions			
Division 293 Tax			
Insurance Policy Premiums Paid			
Management Fees			
Member Expenses			
Benefits Paid/Transfers Out			
Superannuation Surcharge Tax			
Internal Transfer Out			
Closing balance at	30/06/2020	61	66

# Members Statement

---

## Trustee's Disclaimer

This statement has been prepared by the Trustee for the member whose name appears at the top of this statement. Every effort has been made by the Trustee to ensure the accuracy and completeness of this Statement. The Trustee does not accept any liability for any error, omission or misprint. All amounts shown in relation to benefits do not take into account any amounts which may be withheld to satisfy the requirements imposed by the Income Tax Assessment Act 1936.

Signed by all the trustees of the fund

\_\_\_\_\_  
Stephen Dobbs  
Trustee

\_\_\_\_\_  
Julie Dobbs  
Trustee

NUBAY HOLDINGS PTY LTD SUPERANNUATION FUND

# Investment Summary Report

As at 30 June 2020

Investment	Units	Market Price	Market Value	Average Cost	Accounting Cost	Unrealised Gain/(Loss)	Gain/(Loss)%	Portfolio Weight%	
<b>Cash/Bank Accounts</b>									
	ANZ Cash Investment Acct	141.550000	141.55	141.55	141.55			1.28 %	
	Cash at Bank	5.660000	5.66	5.66	5.66			0.05 %	
	St George Bank	163.130000	163.13	163.13	163.13			1.47 %	
			<b>310.34</b>		<b>310.34</b>		<b>0.00 %</b>	<b>2.80 %</b>	
<b>Shares in Listed Companies (Australian)</b>									
AVE.AX	Avecho Biotechnology Limited	200,000.00	0.007000	1,400.00	0.04	8,140.00	(6,740.00)	(82.80) %	12.62 %
WMX.AX	Wiluna Mining Corporation Limited	7,000.00	1.340000	9,380.00	17.30	121,119.05	(111,739.05)	(92.26) %	84.58 %
				<b>10,780.00</b>		<b>129,259.05</b>	<b>(118,479.05)</b>	<b>(91.66) %</b>	<b>97.20 %</b>
				<b>11,090.34</b>		<b>129,569.39</b>	<b>(118,479.05)</b>	<b>(91.44) %</b>	<b>100.00 %</b>



NUBAY HOLDINGS PTY LTD SUPERANNUATION FUND

Investment Performance

As at 30 June 2020

Investment	Opening Value	Purchases / Additions	Sales / Reductions	Closing Value	Realised Market Gain	Unrealised Market Gain	Net Income	Income and Market Gain	Return %
<b>Bank Accounts</b>									
ANZ Cash Investment Acct	181.31	0.00	0.00	141.55	0.00	0.00	0.14	0.14	0.08 %
Cash at Bank	5.66	0.00	0.00	5.66	0.00	0.00	0.00	0.00	0.00 %
St George Bank	281.08	0.00	0.00	163.13	0.00	0.00	0.25	0.25	0.09 %
	<b>468.05</b>	<b>0.00</b>	<b>0.00</b>	<b>310.34</b>	<b>0.00</b>	<b>0.00</b>	<b>0.39</b>	<b>0.39</b>	<b>0.08 %</b>
<b>Shares in Listed Companies (Australian)</b>									
AVE.AX Avecho Biotechnology Limited	600.00	0.00	0.00	1,400.00	0.00	800.00	0.00	800.00	133.33 %
BLK.AX Blackham Resources Limited	7,700.00	0.00	121,119.05	0.00	0.00	113,419.05	0.00	113,419.05	(100.00) %
WMX.AX Wiluna Mining Corporation Limited	0.00	121,119.05	0.00	9,380.00	0.00	(111,739.05)	0.00	(111,739.05)	(92.26) %
	<b>8,300.00</b>	<b>121,119.05</b>	<b>121,119.05</b>	<b>10,780.00</b>	<b>0.00</b>	<b>2,480.00</b>	<b>0.00</b>	<b>2,480.00</b>	<b>29.88 %</b>
	<b>8,768.05</b>	<b>121,119.05</b>	<b>121,119.05</b>	<b>11,090.34</b>	<b>0.00</b>	<b>2,480.00</b>	<b>0.39</b>	<b>2,480.39</b>	<b>28.29 %</b>

NUBAY HOLDINGS PTY LTD SUPERANNUATION FUND

# Investment Movement Report

As at 30 June 2020

Investment	Opening Balance		Additions		Disposals			Closing Balance		
	Units	Cost	Units	Cost	Units	Cost	Accounting Profit/(Loss)	Units	Cost	Market Value
<b>Bank Accounts</b>										
ANZ Cash Investment Acct		181.31		0.14		(39.90)			141.55	141.55
Cash at Bank		5.66							5.66	5.66
St George Bank		281.08		21,029.08		(21,147.03)			163.13	163.13
		<b>468.05</b>		<b>21,029.22</b>		<b>(21,186.93)</b>			<b>310.34</b>	<b>310.34</b>
<b>Shares in Listed Companies (Australian)</b>										
AVE.AX - Avecho Biotechnology Limited	200,000.00	8,140.00						200,000.00	8,140.00	1,400.00
BLK.AX - Blackham Resources Limited	700,000.00	121,119.05			(700,000.00)	(121,119.05)			0.00	
WMX.AX - Wiluna Mining Corporation Limited			7,000.00	121,119.05				7,000.00	121,119.05	9,380.00
		<b>129,259.05</b>		<b>121,119.05</b>		<b>(121,119.05)</b>			<b>129,259.05</b>	<b>10,780.00</b>
		<b>129,727.10</b>		<b>142,148.27</b>		<b>(142,305.98)</b>			<b>129,569.39</b>	<b>11,090.34</b>

# NUBAY HOLDINGS PTY LTD SUPERANNUATION FUND

## Detailed Schedule of Fund Assets

As at 30 June 2020

Transaction Date	Description	Units	Amount \$
<b>Plant and Equipment (at written down value) (76500)</b>			
<u>Office Equipment (NUBA0001 OFFICEEQUIP)</u>			
30/06/2011	SF Transaction	1.00	1,628.55
30/06/2012	Record Depn on Software purchased 2010 Year		(814.50)
30/06/2013	Depreciation in year		(407.25)
30/06/2014	Depreciation due in year		(203.40)
30/06/2015	50 Depreciation on Office Equipment		(101.70)
30/06/2016	Decrease in market value of Software		(50.85)
30/06/2017	Depreciation for the period {2017}		(25.43)
30/06/2019	Write off Office Equipment	(1.00)	(1,628.55)
30/06/2019	Unrealised Gain writeback as at 30/06/2019		1,603.13
		0.00	0.00
<b>Shares in Listed Companies (Australian) (77600)</b>			
<u>AMP Limited (AMP.AX)</u>			
19/07/2012	Bank statement	3,000.00	11,677.05
08/01/2013	Disposal of 3,000.0000 units purchased on 19/07/2012 in Amp Limited - Ordinary Fully Paid	(3,000.00)	(11,677.05)
01/11/2013	Bank Statement	2,000.00	9,590.00
30/06/2014	Market valuation adjustment at 30/06/2014		1,010.00
15/04/2015	Disposal of 2,000.0000 units purchased on 01/11/2013 in Amp Limited - Ordinary Fully Paid	(2,000.00)	(9,590.00)
30/06/2015	Market valuation adjustment at 30/06/2015		(1,010.00)
		0.00	0.00
<u>Altona Mining Limited (AOH.AX)</u>			
21/03/2011	Purchase of AOH	30,000.00	8,810.00
30/06/2011	SF Transaction		(410.00)
22/06/2012	Disposal of 30,000.0000 units purchased on 21/03/2011 in Altona Mining Limited	(30,000.00)	(8,810.00)
30/06/2012	Market valuation adjustment at 30/06/2012		410.00
		0.00	0.00
<u>Ausdrill Limited (ASL.AX)</u>			
15/05/2012	SF Transaction	2,900.00	10,349.61
30/06/2012	Market valuation adjustment at 30/06/2012		(431.61)
05/09/2012	Bank Statement	1,000.00	2,920.00
06/09/2012	Bank Statement	1,100.00	3,014.00
29/11/2012	Disposal of 2,900.0000 units purchased on 15/05/2012 in Ausdrill Limited	(2,900.00)	(10,349.61)
29/11/2012	Disposal of 1,000.0000 units purchased on 05/09/2012 in Ausdrill Limited	(1,000.00)	(2,920.00)
29/11/2012	Disposal of 1,100.0000 units purchased on 06/09/2012 in Ausdrill Limited	(1,100.00)	(3,014.00)
30/06/2013	Market valuation adjustment at 30/06/2013		431.61
		0.00	0.00
<u>Avecho Biotechnology Limited (AVE.AX)</u>			
27/05/2019	POH.AX to AVE.AX	200,000.00	8,140.00
30/06/2019	Revaluation - 28/06/2019 @ \$0.003000 (System Price) - 200,000.000000 Units on hand		(7,540.00)
20/08/2019	Revaluation - 20/08/2019 @ \$0.004000 (System Price) - 200,000.000000 Units on hand		200.00
04/03/2020	Revaluation - 04/03/2020 @ \$0.003000 (System Price) - 200,000.000000 Units on hand		(200.00)

# NUBAY HOLDINGS PTY LTD SUPERANNUATION FUND

## Detailed Schedule of Fund Assets

As at 30 June 2020

Transaction Date	Description	Units	Amount \$
28/04/2020	Revaluation - 28/04/2020 @ \$0.008000 (System Price) - 200,000.000000 Units on hand		1,000.00
30/06/2020	Revaluation - 30/06/2020 @ \$0.007000 (System Price) - 200,000.000000 Units on hand		(200.00)
		200,000.00	1,400.00
<u>Babcock and Brown Infrastructure Group (BBI.AX)</u>			
30/10/2007	Cost base of shares	8,000.00	13,102.56
30/10/2007	Cost base of shares		(13,102.56)
25/11/2009	SF Transaction	8,000.00	296.63
25/11/2009	SF Transaction		(296.63)
29/06/2011	Rounding Adjustment		0.14
29/06/2011	SF Transaction		(0.14)
30/06/2011	SF Transaction		593.26
30/06/2011	Market valuation adjustment at 30/06/2011		(0.14)
30/06/2012	SF Transaction	(16,000.00)	0.00
30/06/2012	Market valuation adjustment at 30/06/2012		(593.12)
30/06/2016	SF360 Migration Cost Base Adjustment	0.00	(13,399.19)
30/06/2016	SF360 Migration Cost Base Adjustment		13,399.19
		0.00	0.00
<u>Beadell Resources Limited (BDR.AX)</u>			
04/02/2011	Purchase of BDR	10,000.00	7,710.00
30/06/2011	SF Transaction		790.00
08/08/2011	Disposal of 10,000.0000 units purchased on 04/02/2011 in Beadell Resources Limited	(10,000.00)	(7,710.00)
30/06/2012	Market valuation adjustment at 30/06/2012		(790.00)
		0.00	0.00
<u>BHP Group Limited (BHP.AX)</u>			
01/11/2013	Bank Statement	400.00	15,189.26
30/06/2014	Market valuation adjustment at 30/06/2014		(1,769.26)
25/05/2015	Demerger: Reduction of Capital of 1078.44 for 400.0000 shares	0.00	(1,078.44)
30/06/2015	Market valuation adjustment at 30/06/2015		(1,521.56)
01/03/2016	Bell Porter Trading Account	600.00	9,708.50
30/06/2016	Market valuation adjustment at 30/06/2016		(1,878.50)
28/09/2016	BHP Disposal 1,000 Units @ 21.495	(1,000.00)	(23,819.32)
28/09/2016	Unrealised Gain writeback as at 28/09/2016		5,169.32
		0.00	0.00
<u>Blackham Resources Limited (BLK.AX)</u>			
20/01/2017	Blackham Resources 80,420 units @ .675	80,420.00	54,343.21
23/01/2017	Blackwood Resource 2230 units @ 0.655	2,230.00	1,480.60
23/01/2017	Blackwood Resource 59,850 units @ 0.65	59,850.00	38,945.29
30/06/2017	Revaluation - 30/06/2017 @ \$0.280000 (System Price) - 142,500.000000 Units on hand		(54,869.10)
30/11/2017	B BLK 57500 SHARES	57,500.00	6,349.95
19/02/2018	Members contributions to purchase BLK Share offer	500,000.00	20,000.00
30/06/2018	Revaluation - 29/06/2018 @ \$0.069000 (System Price) - 700,000.000000 Units on hand		(17,949.95)
30/06/2019	Revaluation - 28/06/2019 @ \$0.011000 (System Price) - 700,000.000000 Units on hand		(40,600.00)
18/07/2019	Revaluation - 18/07/2019 @ \$0.012000 (System Price) - 700,000.000000 Units on hand		700.00
04/02/2020	Revaluation - 04/02/2020 @ \$0.011000 (System Price) -		(700.00)

# NUBAY HOLDINGS PTY LTD SUPERANNUATION FUND

## Detailed Schedule of Fund Assets

As at 30 June 2020

Transaction Date	Description	Units	Amount \$
	700,000.000000 Units on hand		
04/03/2020	Revaluation - 04/03/2020 @ \$0.009000 (System Price) - 700,000.000000 Units on hand		(1,400.00)
28/04/2020	Revaluation - 28/04/2020 @ \$0.010000 (System Price) - 700,000.000000 Units on hand		700.00
09/06/2020	1 for 100 share consolidation of BLK.AX	(693,000.00)	0.00
14/06/2020	Revaluation - 04/06/2020 @ \$0.016000 (System Price) - 700,000.000000 Units on hand		4,200.00
18/06/2020	BLK.AX to WMX.AX	(7,000.00)	0.00
18/06/2020	BLK.AX to WMX.AX	0.00	(121,119.05)
18/06/2020	Revaluation - 18/06/2020 @ \$0.000000 - 0.000000 Units on hand		109,919.05
		0.00	0.00
<u>Blackham Resources Limited (BLKOA.AX)</u>			
19/02/2018	Members contributions to purchase BLK Share offer	250,000.00	0.00
30/06/2018	Revaluation - 29/06/2018 @ \$0.018000 (System Price) - 250,000.000000 Units on hand		4,500.00
31/01/2019	BLKOA Expired options accounted for	(250,000.00)	0.00
31/01/2019	Unrealised Gain writeback as at 31/01/2019		(4,500.00)
		0.00	0.00
<u>Buru Energy Limited (BRU.AX)</u>			
20/07/2011	SF Transaction	10,000.00	6,910.00
16/08/2011	SF Transaction	10,000.00	6,810.00
07/11/2011	Disposal of 10,000.0000 units purchased on 20/07/2011 in Buru Energy Limited	(10,000.00)	(6,910.00)
07/11/2011	Disposal of 10,000.0000 units purchased on 16/08/2011 in Buru Energy Limited	(10,000.00)	(6,810.00)
01/12/2011	SF Transaction	17,000.00	20,280.66
03/04/2012	SF Transaction	8,000.00	25,962.48
12/04/2012	SF Transaction	5,000.00	14,912.25
30/06/2012	Market valuation adjustment at 30/06/2012		33,044.61
23/04/2013	Bank Statement	10,000.00	18,766.30
30/06/2013	Market valuation adjustment at 30/06/2013		(64,166.30)
29/04/2014	Bank Statement	8,200.00	10,279.85
30/06/2014	Market valuation adjustment at 30/06/2014		(5,577.85)
30/06/2015	Market valuation adjustment at 30/06/2015		(35,427.00)
30/06/2016	Market valuation adjustment at 30/06/2016		(6,025.00)
17/11/2016	Buru Disposal 48,200 Units @ .195	(48,200.00)	(90,201.54)
17/11/2016	Unrealised Gain writeback as at 17/11/2016		78,151.54
		0.00	0.00
<u>Bt Investment Management Limited - Ordinary Fully Paid (BTT.AX)</u>			
15/04/2015	Bell Porter Trading Account	1,900.00	19,401.09
30/06/2015	Market valuation adjustment at 30/06/2015		(3,346.09)
18/11/2015	Disposal of 1,900.0000 units purchased on 15/04/2015 in Bt Investment Management Limited - Ordinary Fully Paid	(1,900.00)	(19,401.09)
30/06/2016	Market valuation adjustment at 30/06/2016		3,346.09
		0.00	0.00
<u>Brambles Limited (BXB.AX)</u>			
22/08/2016	Bell Porter Statement Bramble BXB 600 units at 12.94	600.00	7,890.50
28/09/2016	Disposal of 600 BXB share at 12.02	(600.00)	(7,890.50)
		0.00	0.00

# NUBAY HOLDINGS PTY LTD SUPERANNUATION FUND

## Detailed Schedule of Fund Assets

As at 30 June 2020

Transaction Date	Description	Units	Amount \$
<u>Challenger Limited - Ordinary Fully Paid (CGF.AX)</u>			
02/07/2013	Bank Statement	1,000.00	4,110.74
24/10/2013	Disposal of 1,000.0000 units purchased on 02/07/2013 in Challenger Limited - Ordinary Fully Paid	(1,000.00)	(4,110.74)
19/08/2016	Bell Porter Statement Challenger - CGF 1000 @9.36	1,000.00	9,486.50
28/09/2016	Disposal Of CGF 100 units @ 10.101	(1,000.00)	(9,486.50)
		0.00	0.00
<u>Carbon Energy Limited (CNX.AX)</u>			
15/10/2009	SF Transaction	10,000.00	7,410.00
15/10/2009	SF Transaction		(7,410.00)
03/03/2010	SF Transaction	15,000.00	6,860.00
03/03/2010	SF Transaction		(6,860.00)
07/05/2010	SF Transaction	10,000.00	4,110.00
07/05/2010	SF Transaction		(4,110.00)
11/02/2011	Purchase of CNS	20,000.00	6,410.00
30/06/2011	SF Transaction		5,690.00
26/10/2011	SF Transaction	30,000.00	4,910.00
03/04/2012	SF Transaction	100,000.00	10,010.00
30/06/2012	Market valuation adjustment at 30/06/2012		(14,625.00)
13/12/2012	Bank Statement	99,894.00	4,805.02
14/12/2012	Bank Statement	106.00	4.98
11/04/2013	Bank Statement	186,560.00	5,520.24
12/04/2013	Bank Statement	28,440.00	824.76
30/06/2013	Market valuation adjustment at 30/06/2013		(10,050.00)
21/08/2013	New Share Option - Exercised	250,000.00	5,000.00
23/04/2014	Disposal of 10,000.0000 units purchased on 15/10/2009 in Carbon Energy Limited	(10,000.00)	(7,410.00)
23/04/2014	Disposal of 15,000.0000 units purchased on 03/03/2010 in Carbon Energy Limited	(15,000.00)	(6,860.00)
23/04/2014	Disposal of 10,000.0000 units purchased on 07/05/2010 in Carbon Energy Limited	(10,000.00)	(4,110.00)
23/04/2014	Disposal of 20,000.0000 units purchased on 11/02/2011 in Carbon Energy Limited	(20,000.00)	(6,410.00)
23/04/2014	Disposal of 30,000.0000 units purchased on 26/10/2011 in Carbon Energy Limited	(30,000.00)	(4,910.00)
23/04/2014	Disposal of 100,000.0000 units purchased on 03/04/2012 in Carbon Energy Limited	(100,000.00)	(10,010.00)
23/04/2014	Disposal of 99,894.0000 units purchased on 13/12/2012 in Carbon Energy Limited	(99,894.00)	(4,805.02)
23/04/2014	Disposal of 106.0000 units purchased on 14/12/2012 in Carbon Energy Limited	(106.00)	(4.98)
23/04/2014	Disposal of 186,560.0000 units purchased on 11/04/2013 in Carbon Energy Limited	(186,560.00)	(5,520.24)
23/04/2014	Disposal of 28,440.0000 units purchased on 12/04/2013 in Carbon Energy Limited	(28,440.00)	(824.76)
23/04/2014	Disposal of 250,000.0000 units purchased on 21/08/2013 in Carbon Energy Limited	(250,000.00)	(5,000.00)
30/06/2014	Market valuation adjustment at 30/06/2014		37,365.00
		0.00	0.00
<u>CYB - CDI 1:1 Foreign Exempt Lse (CYB.AX)</u>			
09/02/2016	Demerger: 57 units 4.0143	0.00	228.82
09/02/2016	Demerger: 57 units 4.0143	57.00	0.00
30/06/2016	Market valuation adjustment at 30/06/2016		8.87

# NUBAY HOLDINGS PTY LTD SUPERANNUATION FUND

## Detailed Schedule of Fund Assets

As at 30 June 2020

Transaction Date	Description	Units	Amount \$
28/09/2016	CYB Disposal 57 units @ 4.33	(57.00)	(228.82)
28/09/2016	Unrealised Gain writeback as at 28/09/2016		(17.74)
30/06/2017	Revaluation - 30/06/2017 @ \$0.000000 - 0.000000 Units on hand		8.87
		0.00	0.00
<u>Doray Minerals Limited - Ordinary Fully Paid (DRM.AX)</u>			
28/08/2012	Bank Statement	10,000.00	7,610.00
10/09/2012	Bank Statement	10,000.00	7,110.00
30/06/2013	Market valuation adjustment at 30/06/2013		(6,720.00)
29/08/2013	Disposal of 10,000.0000 units purchased on 28/08/2012 in Doray Minerals Limited - Ordinary Fully Paid	(10,000.00)	(7,610.00)
29/08/2013	Disposal of 10,000.0000 units purchased on 10/09/2012 in Doray Minerals Limited - Ordinary Fully Paid	(10,000.00)	(7,110.00)
30/06/2014	Market valuation adjustment at 30/06/2014		6,720.00
		0.00	0.00
<u>Emeco (EHL.AX)</u>			
29/06/2007	Cost base of shares	5,600.00	9,350.00
29/06/2007	SF Transaction		(9,350.00)
09/10/2009	Cost base of shares	6,000.00	5,060.00
09/10/2009	Cost base of shares		(5,060.00)
30/06/2011	SF Transaction		13,108.00
30/06/2012	Market valuation adjustment at 30/06/2012		(2,958.00)
27/08/2012	Bank Statement	12,000.00	10,979.46
20/09/2012	Bank Statement	23,000.00	16,044.57
19/11/2012	Bank Statement	20,000.00	9,610.00
29/11/2012	Disposal of 5,600.0000 units purchased on 29/06/2007 in Emeco	(5,600.00)	(9,350.00)
29/11/2012	Disposal of 6,000.0000 units purchased on 09/10/2009 in Emeco	(6,000.00)	(5,060.00)
29/11/2012	Disposal of 12,000.0000 units purchased on 27/08/2012 in Emeco	(12,000.00)	(10,979.46)
29/11/2012	Disposal of 23,000.0000 units purchased on 20/09/2012 in Emeco	(23,000.00)	(16,044.57)
29/11/2012	Disposal of 20,000.0000 units purchased on 19/11/2012 in Emeco	(20,000.00)	(9,610.00)
30/06/2013	Market valuation adjustment at 30/06/2013		4,260.00
		0.00	0.00
<u>Emmerson Resources Limited (ERM.AX)</u>			
17/11/2016	Emmerson Resources Purchase 260,000 units @ .155	260,000.00	40,344.33
17/11/2016	Emmerson Resources Purchase 430,000 units @ .150	430,000.00	64,570.95
22/12/2016	Emmerson Resources 85,000 @ 0.105	85,000.00	8,949.95
20/01/2017	Disposal Of ERM 775,000 units @ 0.122	(775,000.00)	(113,865.23)
		0.00	0.00
<u>Fortescue Metals Group Ltd - Ordinary Fully Paid (FMG.AX)</u>			
25/01/2013	Bank Statement	2,998.00	5,280.67
29/01/2013	Bank Statement	1.00	5,000.00
30/01/2013	Bank Statement	1.00	3,731.79
14/02/2013	Disposal of 2,998.0000 units purchased on 25/01/2013 in Fortescue Metals Group Ltd - Ordinary Fully Paid	(2,998.00)	(5,280.67)
14/02/2013	Disposal of 1.0000 units purchased on 29/01/2013 in Fortescue Metals Group Ltd - Ordinary Fully Paid	(1.00)	(5,000.00)
14/02/2013	Disposal of 1.0000 units purchased on 30/01/2013 in Fortescue Metals Group Ltd - Ordinary Fully Paid	(1.00)	(3,731.79)
		0.00	0.00
<u>Flinders Mines Limited (FMS.AX)</u>			

# NUBAY HOLDINGS PTY LTD SUPERANNUATION FUND

## Detailed Schedule of Fund Assets

As at 30 June 2020

Transaction Date	Description	Units	Amount \$
24/02/2011	Purchase of FMS	30,000.00	6,260.00
30/06/2011	SF Transaction		(2,660.00)
01/12/2011	Disposal of 30,000.0000 units purchased on 24/02/2011 in Flinders Mines Limited	(30,000.00)	(6,260.00)
30/06/2012	Market valuation adjustment at 30/06/2012		2,660.00
		0.00	0.00
<u>Icon Energy Limited (ICN.AX)</u>			
26/04/2012	Purchase of 17192 units	17,192.00	4,580.00
27/04/2012	Purchase of 2808 units	2,808.00	730.00
30/06/2012	Market valuation adjustment at 30/06/2012		(1,710.00)
30/06/2013	Market valuation adjustment at 30/06/2013		(700.00)
29/11/2013	Bank Statement	20,000.00	3,110.00
30/06/2014	Market valuation adjustment at 30/06/2014		(410.00)
30/06/2015	Market valuation adjustment at 30/06/2015		(3,400.00)
30/06/2016	Market valuation adjustment at 30/06/2016		(1,000.00)
17/11/2016	Icon Energy Disposal 40,000 Units @ .03	(40,000.00)	(8,420.00)
17/11/2016	Unrealised Gain writeback as at 17/11/2016		7,220.00
		0.00	0.00
<u>IGO Limited (IGO.AX)</u>			
01/03/2011	Purchase of IGO	3,000.00	20,340.92
30/06/2011	SF Transaction		(3,450.92)
09/03/2012	SF Transaction	3,000.00	12,313.98
22/06/2012	Disposal of 3,000.0000 units purchased on 01/03/2011 in Independence Gold NI	(3,000.00)	(20,340.92)
22/06/2012	Disposal of 3,000.0000 units purchased on 09/03/2012 in Independence Gold NI	(3,000.00)	(12,313.98)
30/06/2012	Market valuation adjustment at 30/06/2012		3,450.92
		0.00	0.00
<u>Iluka Resources Limited - Ordinary Fully Paid (ILU.AX)</u>			
03/03/2014	Bank Statement	1,500.00	14,543.24
30/06/2014	Market valuation adjustment at 30/06/2014		(2,348.24)
30/06/2015	Market valuation adjustment at 30/06/2015		(675.00)
30/06/2016	Market valuation adjustment at 30/06/2016		(1,785.00)
28/09/2016	ILU Disposal 1,500 Units @6.445	(1,500.00)	(14,543.24)
28/09/2016	Unrealised Gain writeback as at 28/09/2016		9,616.48
30/06/2017	Revaluation - 30/06/2017 @ \$0.000000 - 0.000000 Units on hand		(4,808.24)
		0.00	0.00
<u>Imagine Un Ltd (IUL.AX)</u>			
10/04/2007	Cost base of shares	100,000.00	8,000.00
10/04/2007	SF Transaction		(8,000.00)
30/06/2011	SF Transaction		1,000.00
30/06/2012	SF Transaction	100,000.00	0.00
30/06/2012	Market valuation adjustment at 30/06/2012		(1,000.00)
30/06/2013	Market valuation adjustment at 30/06/2013		10,000.00
30/06/2014	Market valuation adjustment at 30/06/2014		(10,000.00)
01/07/2016	Company in Liquidation and no shares shown as being held on ANZ STATEMENT	(200,000.00)	(8,000.00)
01/07/2016	Unrealised Gain writeback as at 01/07/2016		8,000.00
		0.00	0.00



# NUBAY HOLDINGS PTY LTD SUPERANNUATION FUND

## Detailed Schedule of Fund Assets

As at 30 June 2020

Transaction Date	Description	Units	Amount \$
<u>Jb Hi-Fi Limited - Ordinary Fully Paid (JBH.AX)</u>			
19/11/2015	Bell Porter Trading Account	1,200.00	22,165.12
06/01/2016	Disposal of 1,200.0000 units purchased on 19/11/2015 in Jb Hi-Fi Limited - Ordinary Fully Paid	(1,200.00)	(22,165.12)
		0.00	0.00
<u>Kingsgate Consolidated NI (KCN.AX)</u>			
15/04/2011	Purchase of KCN	1,500.00	11,631.55
30/06/2011	SF Transaction		368.45
30/06/2012	Market valuation adjustment at 30/06/2012		(4,725.00)
27/08/2012	Bank Statement	1,500.00	6,890.00
12/12/2012	Bank Statement	1,000.00	4,830.00
19/04/2013	Bank Statement	2,000.00	6,210.00
30/06/2013	Market valuation adjustment at 30/06/2013		(18,005.00)
08/08/2013	Disposal of 1,500.0000 units purchased on 15/04/2011 in Kingsgate Consolidated NI	(1,500.00)	(11,631.55)
08/08/2013	Disposal of 1,500.0000 units purchased on 27/08/2012 in Kingsgate Consolidated NI	(1,500.00)	(6,890.00)
08/08/2013	Disposal of 1,000.0000 units purchased on 12/12/2012 in Kingsgate Consolidated NI	(1,000.00)	(4,830.00)
08/08/2013	Disposal of 2,000.0000 units purchased on 19/04/2013 in Kingsgate Consolidated NI	(2,000.00)	(6,210.00)
30/06/2014	Market valuation adjustment at 30/06/2014		22,361.55
		0.00	0.00
<u>Macquarie Group Limited - Ordinary Fully Paid (MQG.AX)</u>			
15/05/2015	Bell Porter Trading Account	150.00	12,427.72
30/06/2015	Market valuation adjustment at 30/06/2015		(217.72)
05/02/2016	Bell Porter Trading Account	150.00	9,759.50
30/06/2016	Market valuation adjustment at 30/06/2016		(1,299.50)
28/09/2016	MQG Disposal 300 Units @ 81.851	(300.00)	(22,187.22)
28/09/2016	Unrealised Gain writeback as at 28/09/2016		1,517.22
		0.00	0.00
<u>Myer Holdings Limited - Ordinary Fully Paid (MYR.AX)</u>			
20/07/2011	SF Transaction	3,800.00	9,382.00
15/05/2012	Disposal of 3,800.0000 units purchased on 20/07/2011 in Myer Holdings Limited - Ordinary Fully Paid	(3,800.00)	(9,382.00)
		0.00	0.00
<u>Mzi Resources Ltd - Ordinary Fully Paid (MZI.AX)</u>			
10/09/2012	Bank Statement and Share Consolidation included and Share Split included	2,500.00	2,910.00
30/06/2013	Market valuation adjustment at 30/06/2013		(1,510.00)
30/06/2014	Market valuation adjustment at 30/06/2014		(400.00)
30/06/2015	Market valuation adjustment at 30/06/2015		12.50
30/06/2016	Market valuation adjustment at 30/06/2016		(400.00)
17/11/2016	MZI Disposal 2,500 Units	(2,500.00)	(2,910.00)
17/11/2016	Unrealised Gain writeback as at 17/11/2016		2,297.50
		0.00	0.00
<u>National Australia Bank Limited (NAB.AX)</u>			
05/12/2012	Bank Statement	1,000.00	24,435.87
21/01/2013	Disposal of 1,000.0000 units purchased on 05/12/2012 in National Australia Bank Limited - Ordinary Fully Paid	(1,000.00)	(24,435.87)
02/11/2015	Bell Porter Trading Account	230.00	6,933.80

# NUBAY HOLDINGS PTY LTD SUPERANNUATION FUND

## Detailed Schedule of Fund Assets

As at 30 June 2020

Transaction Date	Description	Units	Amount \$
09/02/2016	Demerger: Reduction of Capital of 228.82 for 230.0000 shares	0.00	(228.82)
30/06/2016	Market valuation adjustment at 30/06/2016		(856.08)
28/09/2016	NAB Disposal 230unit @ 27.94	(230.00)	(6,704.98)
28/09/2016	Unrealised Gain writeback as at 28/09/2016		1,712.16
30/06/2017	Revaluation - 30/06/2017 @ \$0.000000 - 0.000000 Units on hand		(856.08)
		0.00	0.00
<u>Neon Energy Limited - Ordinary Fully Paid (NEN.AX)</u>			
19/12/2012	Bank Statement	40,000.00	11,525.40
30/06/2013	Market valuation adjustment at 30/06/2013		(1,925.40)
29/07/2013	Disposal of 40,000.0000 units purchased on 19/12/2012 in Neon Energy Limited - Ordinary Fully Paid	(40,000.00)	(11,525.40)
30/06/2014	Market valuation adjustment at 30/06/2014		1,925.40
		0.00	0.00
<u>New Standard Energy Limited (NSE.AX)</u>			
23/11/2011	SF Transaction	50,000.00	15,417.75
09/03/2012	Disposal of 50,000.0000 units purchased on 23/11/2011 in New Standard Energy Limited	(50,000.00)	(15,417.75)
05/02/2013	Bank Statement	30,000.00	6,410.00
12/06/2013	Bank Statement	30,000.00	4,010.00
30/06/2013	Market valuation adjustment at 30/06/2013		(3,220.00)
13/11/2013	Bank Statement	40,000.00	5,310.00
24/01/2014	Disposal of 30,000.0000 units purchased on 05/02/2013 in New Standard Energy Limited	(30,000.00)	(6,410.00)
24/01/2014	Disposal of 20,000.0000 units purchased on 12/06/2013 in New Standard Energy Limited	(20,000.00)	(2,673.33)
17/02/2014	Disposal of 10,000.0000 units purchased on 12/06/2013 in New Standard Energy Limited	(10,000.00)	(1,336.67)
17/02/2014	Disposal of 40,000.0000 units purchased on 13/11/2013 in New Standard Energy Limited	(40,000.00)	(5,310.00)
30/06/2014	Market valuation adjustment at 30/06/2014		3,220.00
		0.00	0.00
<u>Northern Star Resources Ltd (NST.AX)</u>			
06/05/2011	Purchase of NST	15,000.00	5,585.00
30/06/2011	SF Transaction		1,315.00
09/08/2011	SF Transaction	20,000.00	8,540.00
11/08/2011	SF Transaction	20,000.00	1,370.00
16/08/2011	Disposal of 15,000.0000 units purchased on 06/05/2011 in Northern Star Resources Ltd	(15,000.00)	(5,585.00)
16/08/2011	Disposal of 20,000.0000 units purchased on 09/08/2011 in Northern Star Resources Ltd	(20,000.00)	(8,540.00)
16/08/2011	Disposal of 20,000.0000 units purchased on 11/08/2011 in Northern Star Resources Ltd	(20,000.00)	(1,370.00)
22/06/2012	SF Transaction	8,000.00	7,310.00
30/06/2012	Market valuation adjustment at 30/06/2012		(2,465.00)
09/07/2012	Bank Statement	12,000.00	10,130.22
19/07/2012	Bank Statement	10,000.00	8,310.00
31/07/2012	Bank statement	20,000.00	17,288.11
22/08/2012	Disposal of 8,000.0000 units purchased on 22/06/2012 in Northern Star Resources Ltd	(8,000.00)	(7,310.00)
22/08/2012	Disposal of 17,000.0000 units purchased on 31/07/2012 in Northern Star Resources Ltd	(17,000.00)	(14,694.89)
17/09/2012	Disposal of 12,000.0000 units purchased on 09/07/2012 in Northern Star Resources Ltd	(12,000.00)	(10,130.22)
17/09/2012	Disposal of 10,000.0000 units purchased on 19/07/2012 in	(10,000.00)	(8,310.00)

# NUBAY HOLDINGS PTY LTD SUPERANNUATION FUND

## Detailed Schedule of Fund Assets

As at 30 June 2020

Transaction Date	Description	Units	Amount \$
	Northern Star Resources Ltd		
17/09/2012	Disposal of 3,000.0000 units purchased on 31/07/2012 in Northern Star Resources Ltd	(3,000.00)	(2,593.22)
30/06/2013	Market valuation adjustment at 30/06/2013		1,150.00
30/09/2016	Northern Star Purchase 17,000 Units @4.63	17,000.00	78,796.58
17/11/2016	Northern Star Disposal 17,000 units @ 3.79	(17,000.00)	(78,796.58)
		0.00	0.00
<u>Phosphagenics Limited - Ordinary Fully Paid (POH.AX)</u>			
13/09/2012	Bank Statement	40,000.00	5,310.00
30/06/2013	Market valuation adjustment at 30/06/2013		(110.00)
30/06/2014	Market valuation adjustment at 30/06/2014		(1,600.00)
30/06/2015	Market valuation adjustment at 30/06/2015		(2,480.00)
20/11/2015	Bell Porter Trading Account	160,000.00	2,830.00
30/06/2016	Market valuation adjustment at 30/06/2016		(1,550.00)
30/06/2017	Revaluation - 30/06/2017 @ \$0.019000 (System Price) - 200,000.000000 Units on hand		1,400.00
30/06/2018	Revaluation - 29/06/2018 @ \$0.016000 (System Price) - 200,000.000000 Units on hand		(600.00)
27/05/2019	POH.AX to AVE.AX	(200,000.00)	0.00
27/05/2019	POH.AX to AVE.AX	0.00	(8,140.00)
30/06/2019	Revaluation - 30/06/2019 @ \$0.000000 - 0.000000 Units on hand		4,940.00
		0.00	0.00
<u>Regis Resources Limited (RRL.AX)</u>			
15/05/2012	Purchase of 2564 units	2,564.00	10,190.00
18/05/2012	Purchase of 36 units	36.00	140.40
30/06/2012	Market valuation adjustment at 30/06/2012		(164.40)
09/07/2012	Bank Statement	2,400.00	10,336.46
05/09/2012	Disposal of 2,564.0000 units purchased on 15/05/2012 in Regis Resources Limited	(2,564.00)	(10,190.00)
05/09/2012	Disposal of 36.0000 units purchased on 18/05/2012 in Regis Resources Limited	(36.00)	(140.40)
05/09/2012	Disposal of 2,400.0000 units purchased on 09/07/2012 in Regis Resources Limited	(2,400.00)	(10,336.46)
30/06/2013	Market valuation adjustment at 30/06/2013		164.40
		0.00	0.00
<u>South32 Limited (S32.AX)</u>			
25/05/2015	Demerger: 400 units 2.6961	0.00	1,078.44
25/05/2015	Demerger: 400 units 2.6961	400.00	0.00
30/06/2015	Market valuation adjustment at 30/06/2015		(362.44)
30/06/2016	Market valuation adjustment at 30/06/2016		(100.00)
28/09/2016	South 32 Disposal 400Units @ 2.41	(400.00)	(1,078.44)
28/09/2016	Unrealised Gain writeback as at 28/09/2016		924.88
30/06/2017	Revaluation - 30/06/2017 @ \$0.000000 - 0.000000 Units on hand		(462.44)
		0.00	0.00
<u>Starpharma Holdings Limited - Ordinary Fully Paid (SPL.AX)</u>			
11/09/2012	Bank Statement	5,000.00	7,610.00
05/12/2012	Bank Statement	5,000.00	5,810.00
30/06/2013	Market valuation adjustment at 30/06/2013		(5,270.00)
30/01/2014	Bank Statement	10,000.00	6,960.00
30/06/2014	Market valuation adjustment at 30/06/2014		(3,510.00)

# NUBAY HOLDINGS PTY LTD SUPERANNUATION FUND

## Detailed Schedule of Fund Assets

As at 30 June 2020

Transaction Date	Description	Units	Amount \$
20/02/2015	Bell Porter Trading Account	20,000.00	10,817.70
30/06/2015	Market valuation adjustment at 30/06/2015		6,782.30
30/06/2016	Market valuation adjustment at 30/06/2016		(3,400.00)
17/11/2016	SPL Disposal 40,000 Units @ .684	(40,000.00)	(31,197.70)
17/11/2016	Unrealised Gain writeback as at 17/11/2016		5,397.70
		0.00	0.00
<u>Tatts Group Limited (TATTS.AX)</u>			
30/08/2011	SF Transaction	5,500.00	12,455.52
07/11/2011	Disposal of 5,500.0000 units purchased on 30/08/2011 in Tatts Group Limited	(5,500.00)	(12,455.52)
		0.00	0.00
<u>Transurban Group (TCL.AX)</u>			
30/05/2007	Cost Base of shares	1,000.00	8,360.00
30/05/2007	SF Transaction		(8,360.00)
17/08/2010	Purchase of TCL	1,000.00	4,970.00
30/06/2011	SF Transaction		810.00
15/05/2012	Disposal of 1,000.0000 units purchased on 30/05/2007 in Transurban Group	(1,000.00)	(8,360.00)
15/05/2012	Disposal of 1,000.0000 units purchased on 17/08/2010 in Transurban Group	(1,000.00)	(4,970.00)
30/06/2012	Market valuation adjustment at 30/06/2012		7,550.00
		0.00	0.00
<u>Tissue Therapies Limited - Ordinary Fully Paid (TIS.AX)</u>			
13/09/2012	Bank Statement	10,000.00	4,610.00
22/03/2013	Bank Statement	20,000.00	3,110.00
30/06/2013	Market valuation adjustment at 30/06/2013		(4,300.00)
23/02/2014	Disposal of 10,000.0000 units purchased on 13/09/2012 in Tissue Therapies Limited - Ordinary Fully Paid	(10,000.00)	(4,610.00)
23/02/2014	Disposal of 20,000.0000 units purchased on 22/03/2013 in Tissue Therapies Limited - Ordinary Fully Paid	(20,000.00)	(3,110.00)
30/06/2014	Market valuation adjustment at 30/06/2014		4,300.00
		0.00	0.00
<u>Telstra Corporation Limited. (TLS.AX)</u>			
25/05/2009	SF Transaction	5,000.00	15,619.95
25/05/2009	SF Transaction		(15,619.95)
21/08/2009	SF Transaction	5,000.00	17,945.25
21/08/2009	SF Transaction		(17,945.25)
30/06/2011	Purchase of TLS	10,000.00	26,791.50
30/06/2011	SF Transaction		77,808.50
09/03/2012	Disposal of 5,000.0000 units purchased on 25/05/2009 in Telstra Corporation Limited	(5,000.00)	(15,619.95)
09/03/2012	Disposal of 5,000.0000 units purchased on 21/08/2009 in Telstra Corporation Limited	(5,000.00)	(17,945.25)
30/06/2012	Market valuation adjustment at 30/06/2012		(34,134.80)
05/07/2012	Disposal of 10,000.0000 units purchased on 30/06/2011 in Telstra Corporation Limited	(10,000.00)	(26,791.50)
30/06/2013	Market valuation adjustment at 30/06/2013		(10,108.50)
		0.00	0.00
<u>Ugl Limited - Ordinary Fully Paid (UGL.AX)</u>			
14/03/2013	bank Statement	2,000.00	20,381.76
30/06/2013	Market valuation adjustment at 30/06/2013		(6,541.76)

# NUBAY HOLDINGS PTY LTD SUPERANNUATION FUND

## Detailed Schedule of Fund Assets

As at 30 June 2020

Transaction Date	Description	Units	Amount \$
25/09/2013	Bank Statement	1,000.00	8,470.00
26/02/2014	Bank Statement	1,500.00	9,365.00
30/06/2014	Market valuation adjustment at 30/06/2014		(895.00)
27/11/2014	Return of Capital of 4,410.00 for 1,500.0000 shares	0.00	(4,410.00)
27/11/2014	Return of Capital of 5,880.00 for 2,000.0000 shares	0.00	(5,880.00)
27/11/2014	Return of Capital of 2,940.00 for 1,000.0000 shares	0.00	(2,940.00)
15/04/2015	Disposal of 2,000.0000 units purchased on 14/03/2013 in Ugl Limited - Ordinary Fully Paid	(2,000.00)	(14,501.76)
15/04/2015	Disposal of 1,000.0000 units purchased on 25/09/2013 in Ugl Limited - Ordinary Fully Paid	(1,000.00)	(5,530.00)
15/04/2015	Disposal of 1,500.0000 units purchased on 26/02/2014 in Ugl Limited - Ordinary Fully Paid	(1,500.00)	(4,955.00)
15/04/2015	Disposal of 1,000.0000 units purchased on 25/09/2013 in Ugl Limited - Ordinary Fully Paid	0.00	0.00
15/04/2015	Disposal of 2,000.0000 units purchased on 14/03/2013 in Ugl Limited - Ordinary Fully Paid	0.00	0.00
15/04/2015	Disposal of 1,500.0000 units purchased on 26/02/2014 in Ugl Limited - Ordinary Fully Paid	0.00	0.00
30/06/2015	Market valuation adjustment at 30/06/2015		7,436.76
		0.00	0.00
<u>Whitehaven Coal Limited - Ordinary Fully Paid (WHC.AX)</u>			
25/01/2013	Bank Statement	10,000.00	36,092.70
18/04/2013	Disposal of 10,000.0000 units purchased on 25/01/2013 in Whitehaven Coal Limited - Ordinary Fully Paid	(10,000.00)	(36,092.70)
		0.00	0.00
<u>Wiluna Mining Corporation Limited (WMX.AX)</u>			
18/06/2020	BLK.AX to WMX.AX	7,000.00	121,119.05
18/06/2020	Revaluation - 18/06/2020 @ \$1.250000 (System Price) - 7,000.000000 Units on hand		(112,369.05)
30/06/2020	Revaluation - 30/06/2020 @ \$1.340000 (System Price) - 7,000.000000 Units on hand		630.00
		7,000.00	9,380.00
<u>Woolworths Group Limited (WOW.AX)</u>			
31/07/2007	Cost base of shares	350.00	10,293.50
31/07/2007	Cost base of shares		(10,293.50)
30/06/2011	SF Transaction		9,712.50
20/07/2011	Disposal of 350.0000 units purchased on 31/07/2007 in Woolworths Limited	(350.00)	(10,293.50)
30/06/2012	Market valuation adjustment at 30/06/2012		581.00
		0.00	0.00