
Statement of Financial Position

Detailed Statement of Financial Position

Operating Statement

Detailed Operating Statement

Members Statement

Consolidated Members Statement

Members Summary

Notes to the Financial Statements

General Ledger

BARRON'S SUPERANNUATION FUND
Statement of Financial Position

As at 30 June 2018

	Note	2018 \$	2017 \$
Assets			
Investments			
Loan to Other Entities - (Non-Unitised)	2	343,005.64	261,388.19
Plant and Equipment (at written down value) - Unitised	3	1,822.64	1,822.64
Real Estate Properties (Australian - Non Residential)	4	1,733,177.36	1,733,177.36
Units in Unlisted Unit Trusts (Australian)	5	40.00	40.00
Total Investments		<u>2,078,045.64</u>	<u>1,996,428.19</u>
Other Assets			
Preliminary Expenses		1,660.00	1,660.00
CBA A/C 1027 7137		64,798.71	89,515.98
Income Tax Refundable		17,718.00	0.00
Total Other Assets		<u>84,176.71</u>	<u>91,175.98</u>
Total Assets		<u>2,162,222.35</u>	<u>2,087,604.17</u>
Less:			
Liabilities			
GST Payable		1,657.33	4,956.68
Income Tax Payable		0.00	949.99
PAYG Payable		2,505.00	2,216.00
Sundry Creditors		1,411.66	0.00
Investment Liabilities		7,166.66	7,166.66
Total Liabilities		<u>12,740.65</u>	<u>15,289.33</u>
Net assets available to pay benefits		<u>2,149,481.70</u>	<u>2,072,314.84</u>
Represented by:			
Liability for accrued benefits allocated to members' accounts	7, 8		
BARRON, TERRY - Accumulation		26,413.32	32,235.70
BARRON, TERRY - Pension (Pension #201)		1,051,167.01	1,037,494.35
BARRON, TERRY - Pension (Pension #202)		229,748.77	226,776.73
BARRON, TERRY - Pension (Account Based Pension 3)		32,701.78	0.00
BARRON, LESLEY - Accumulation		23,565.92	31,817.97
BARRON, LESLEY - Pension (Pension #201)		350,271.74	346,163.93
BARRON, LESLEY - Pension (Pension #202)		403,335.38	397,826.16
BARRON, LESLEY - Pension (Account Based Pension 3)		32,277.78	0.00
Total Liability for accrued benefits allocated to members' accounts		<u>2,149,481.70</u>	<u>2,072,314.84</u>

Refer to compilation report

Detailed Statement of Financial Position

As at 30 June 2018

	Note	2018 \$	2017 \$
Assets			
Investments			
Loan to Other Entities - (Non-Unitised)	2		
Loan to 367 Trust		343,005.64	261,388.19
Plant and Equipment (at written down value) - Unitised	3		
Air Conditioner		1,822.64	1,822.64
Real Estate Properties (Australian - Non Residential)	4		
Building - 293 Ellison Rd		1,733,177.36	1,733,177.36
Units in Unlisted Unit Trusts (Australian)	5		
367 Unit Trust		40.00	40.00
Total Investments		<u>2,078,045.64</u>	<u>1,996,428.19</u>
Other Assets			
Bank Accounts	6		
CBA A/C 1027 7137		64,798.71	89,515.98
Preliminary Expenses		1,660.00	1,660.00
Income Tax Refundable		17,718.00	0.00
Total Other Assets		<u>84,176.71</u>	<u>91,175.98</u>
Total Assets		<u>2,162,222.35</u>	<u>2,087,604.17</u>
Less:			
Liabilities			
Investment Liabilities			
Building - 293 Ellison Rd		7,166.66	7,166.66
GST Payable		1,657.33	4,956.68
Income Tax Payable		0.00	949.99
PAYG Payable		2,505.00	2,216.00
Sundry Creditors		1,411.66	0.00
Total Liabilities		<u>12,740.65</u>	<u>15,289.33</u>
Net assets available to pay benefits		<u>2,149,481.70</u>	<u>2,072,314.84</u>
Represented By :			
Liability for accrued benefits allocated to members' accounts	7, 8		
BARRON, TERRY - Accumulation		26,413.32	32,235.70
BARRON, TERRY - Pension (Pension #201)		1,051,167.01	1,037,494.35
BARRON, TERRY - Pension (Pension #202)		229,748.77	226,776.73
BARRON, TERRY - Pension (Account Based Pension 3)		32,701.78	0.00
BARRON, LESLEY - Accumulation		23,565.92	31,817.97

Refer to compilation report

BARRON'S SUPERANNUATION FUND

Detailed Statement of Financial Position

As at 30 June 2018

	Note	2018	2017
		\$	\$
Liability for accrued benefits allocated to members' accounts	7, 8		
BARRON, LESLEY - Pension (Pension #201)		350,271.74	346,163.93
BARRON, LESLEY - Pension (Pension #202)		403,335.38	397,826.16
BARRON, LESLEY - Pension (Account Based Pension 3)		32,277.78	0.00
Total Liability for accrued benefits allocated to members' accounts		<u>2,149,481.70</u>	<u>2,072,314.84</u>

Refer to compilation report

Operating Statement

For the year ended 30 June 2018

	Note	2018 \$	2017 \$
Income			
Investment Income			
Dividends Received	10	0.00	1,896.36
Interest Received		16,617.45	6,388.19
Property Income	11	139,746.32	170,109.32
Investment Gains			
Changes in Market Values	12	203.00	105,021.80
Contribution Income			
Employer Contributions		10,000.00	70,000.00
Personal Non Concessional		41,208.99	40.00
Other Contributions		0.00	2,625.00
Total Income		<u>207,775.76</u>	<u>356,080.67</u>
Expenses			
Accountancy Fees		933.33	1,200.00
ATO Supervisory Levy		259.00	259.00
Auditor's Remuneration		350.00	350.00
ASIC Fees		48.00	47.00
Bank Charges		120.00	120.00
Depreciation		203.00	203.00
Property Expenses - Cleaning		3,052.15	3,713.49
Property Expenses - Council Rates		6,398.20	6,221.00
Property Expense - Electricity and Gas		1,304.60	1,143.11
Property Expenses - Insurance Premium		4,379.79	4,363.64
Property Expenses - Property Capital Improvement		1,535.00	0.00
Property Expenses - Repairs Maintenance		2,844.70	981.00
Property Expenses - Sundry Expenses		324.32	0.00
Property Expenses - Water Rates		3,416.81	4,064.76
Member Payments			
Pensions Paid		104,000.00	96,000.00
Total Expenses		<u>129,168.90</u>	<u>118,666.00</u>
Benefits accrued as a result of operations before income tax			
Income Tax Expense	13	1,440.00	10,686.90
Benefits accrued as a result of operations		<u>77,166.86</u>	<u>226,727.77</u>

Refer to compilation report

BARRON'S SUPERANNUATION FUND
Detailed Operating Statement

For the year ended 30 June 2018

	2018	2017
	\$	\$
Income		
Investment Income		
Dividends Received		
Dividends Received	0.00	1,896.36
	<u>0.00</u>	<u>1,896.36</u>
Interest Received		
Loan to 367 Trust	16,617.45	6,388.19
	<u>16,617.45</u>	<u>6,388.19</u>
Property Income		
Building - 293 Ellison Rd	139,746.32	170,109.32
	<u>139,746.32</u>	<u>170,109.32</u>
Contribution Income		
Employer Contributions - Concessional		
LESLEY BARRON	10,000.00	35,000.00
TERRY BARRON	0.00	35,000.00
	<u>10,000.00</u>	<u>70,000.00</u>
Personal Contributions - Non Concessional		
LESLEY BARRON	15,000.00	20.00
TERRY BARRON	26,208.99	20.00
	<u>41,208.99</u>	<u>40.00</u>
Other Contributions		
LESLEY BARRON	0.00	1,125.00
TERRY BARRON	0.00	1,500.00
	<u>0.00</u>	<u>2,625.00</u>
Investment Gains		
Unrealised Movements in Market Value		
Plant and Equipment (at written down value) - Unitised		
Air Conditioner	203.00	0.00
	<u>203.00</u>	<u>0.00</u>
Other Revaluations	0.00	105,021.80
	<u>0.00</u>	<u>105,021.80</u>
	<u>203.00</u>	<u>105,021.80</u>
Changes in Market Values		
	<u>203.00</u>	<u>105,021.80</u>
Total Income	<u>207,775.76</u>	<u>356,080.67</u>
Expenses		
Accountancy Fees	933.33	1,200.00
ASIC Fees	48.00	47.00
ATO Supervisory Levy	259.00	259.00
Auditor's Remuneration	350.00	350.00
Bank Charges	120.00	120.00
	<u>1,710.33</u>	<u>1,976.00</u>
Depreciation		
Air Conditioner	203.00	203.00
	<u>203.00</u>	<u>203.00</u>
Property Expense - Electricity and Gas		

Refer to compilation report

BARRON'S SUPERANNUATION FUND
Detailed Operating Statement

For the year ended 30 June 2018

	2018	2017
	\$	\$
Building - 293 Ellison Rd	1,304.60	1,143.11
	<u>1,304.60</u>	<u>1,143.11</u>
Property Expenses - Cleaning		
Building - 293 Ellison Rd	3,052.15	3,713.49
	<u>3,052.15</u>	<u>3,713.49</u>
Property Expenses - Council Rates		
Building - 293 Ellison Rd	6,398.20	6,221.00
	<u>6,398.20</u>	<u>6,221.00</u>
Property Expenses - Insurance Premium		
Building - 293 Ellison Rd	4,379.79	4,363.64
	<u>4,379.79</u>	<u>4,363.64</u>
Property Expenses - Property Capital Improvement		
Land Tax	1,535.00	0.00
	<u>1,535.00</u>	<u>0.00</u>
Property Expenses - Repairs Maintenance		
Building - 293 Ellison Rd	2,844.70	981.00
	<u>2,844.70</u>	<u>981.00</u>
Property Expenses - Sundry Expenses		
Sundry expenses	324.32	0.00
	<u>324.32</u>	<u>0.00</u>
Property Expenses - Water Rates		
Building - 293 Ellison Rd	3,144.08	4,064.76
Property Expenses - Advertising	272.73	0.00
	<u>3,416.81</u>	<u>4,064.76</u>
Member Payments		
Pensions Paid		
BARRON, TERRY - Pension (Pension #202)	11,600.00	10,500.00
BARRON, LESLEY - Pension (Pension #201)	17,310.00	18,400.00
BARRON, LESLEY - Pension (Pension #202)	19,890.00	18,300.00
BARRON, TERRY - Pension (Account Based Pension 3)	1,610.00	0.00
BARRON, TERRY - Pension (Pension #201)	52,000.00	48,800.00
BARRON, LESLEY - Pension (Account Based Pension 3)	1,590.00	0.00
	<u>104,000.00</u>	<u>96,000.00</u>
Total Expenses	<u>129,168.90</u>	<u>118,666.00</u>
Benefits accrued as a result of operations before income tax	<u>78,606.86</u>	<u>237,414.67</u>
Income Tax Expense		
Income Tax Expense	1,440.00	10,686.90
Total Income Tax	<u>1,440.00</u>	<u>10,686.90</u>
Benefits accrued as a result of operations	<u>77,166.86</u>	<u>226,727.77</u>

Refer to compilation report

Members Statement

TERRY GRANT BARRON
28 BRISBANE AVENUE
CAMP HILL, Queensland, 4152, Australia

Your Details

Date of Birth : 20/05/1950
Age: 68
Tax File Number: Provided
Date Joined Fund: 22/08/1997
Service Period Start Date: 22/08/1997
Date Left Fund:
Member Code: BARTER00001A
Account Start Date 22/08/1997
Account Phase: Accumulation Phase
Account Description: Accumulation

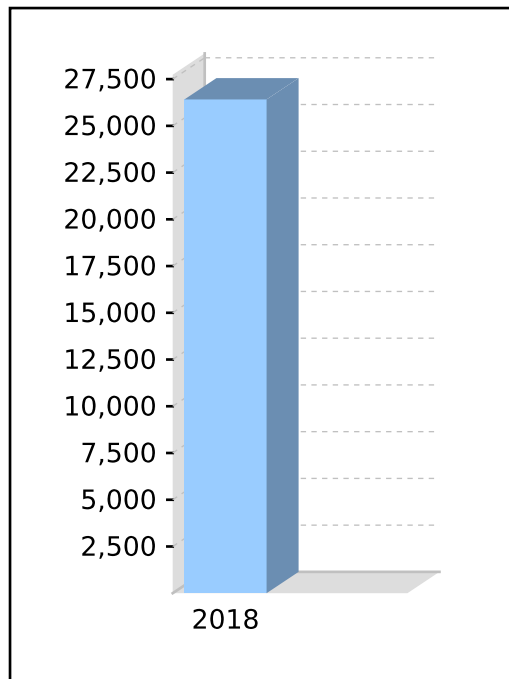
Nominated Beneficiaries N/A
Vested Benefits 26,413.32
Total Death Benefit 26,413.32

Your Balance

Total Benefits 26,413.32

Preservation Components
Preserved
Unrestricted Non Preserved 26,413.32
Restricted Non Preserved

Tax Components
Tax Free 26,208.99
Taxable 204.33



Your Detailed Account Summary

	This Year
Opening balance at 01/07/2017	32,235.70
<u>Increases to Member account during the period</u>	
Employer Contributions	
Personal Contributions (Concessional)	
Personal Contributions (Non Concessional)	26,208.99
Government Co-Contributions	
Other Contributions	
Proceeds of Insurance Policies	
Transfers In	
Net Earnings	157.69
Internal Transfer In	
<u>Decreases to Member account during the period</u>	
Pensions Paid	
Contributions Tax	
Income Tax	(46.64)
No TFN Excess Contributions Tax	
Excess Contributions Tax	
Refund Excess Contributions	
Division 293 Tax	
Insurance Policy Premiums Paid	
Management Fees	
Member Expenses	
Benefits Paid/Transfers Out	
Superannuation Surcharge Tax	
Internal Transfer Out	32,235.70
Closing balance at 30/06/2018	26,413.32

Members Statement

TERRY GRANT BARRON
28 BRISBANE AVENUE
CAMP HILL, Queensland, 4152, Australia

Your Details

Date of Birth : 20/05/1950
Age: 68
Tax File Number: Provided
Date Joined Fund: 22/08/1997
Service Period Start Date: 22/08/1997
Date Left Fund:
Member Code: BARTER00003P
Account Start Date 01/07/2016
Account Phase: Retirement Phase
Account Description: Pension #201

Nominated Beneficiaries N/A
Vested Benefits 1,051,167.01
Total Death Benefit 1,051,167.01

Your Balance

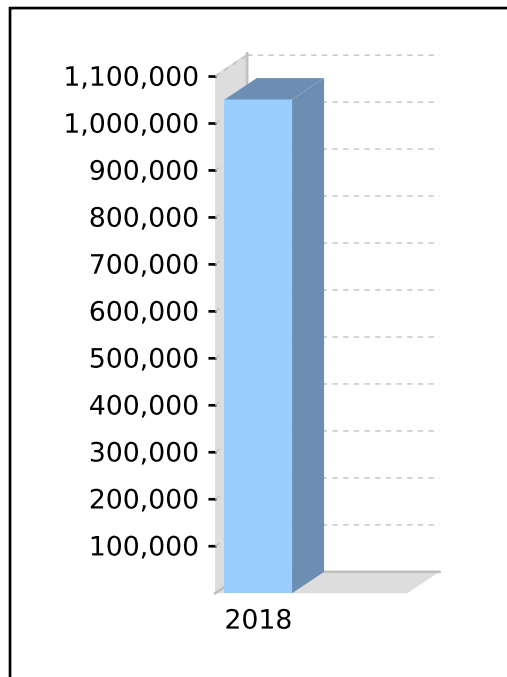
Total Benefits 1,051,167.01

Preservation Components

Preserved
Unrestricted Non Preserved 1,051,167.01
Restricted Non Preserved

Tax Components

Tax Free (0.09%) 988.11
Taxable 1,050,178.90



Your Detailed Account Summary

	This Year
Opening balance at 01/07/2017	1,037,494.35
<u>Increases to Member account during the period</u>	
Employer Contributions	
Personal Contributions (Concessional)	
Personal Contributions (Non Concessional)	
Government Co-Contributions	
Other Contributions	
Proceeds of Insurance Policies	
Transfers In	
Net Earnings	65,672.66
Internal Transfer In	
<u>Decreases to Member account during the period</u>	
Pensions Paid	52,000.00
Contributions Tax	
Income Tax	
No TFN Excess Contributions Tax	
Excess Contributions Tax	
Refund Excess Contributions	
Division 293 Tax	
Insurance Policy Premiums Paid	
Management Fees	
Member Expenses	
Benefits Paid/Transfers Out	
Superannuation Surcharge Tax	
Internal Transfer Out	
Closing balance at 30/06/2018	1,051,167.01

Members Statement

TERRY GRANT BARRON
28 BRISBANE AVENUE
CAMP HILL, Queensland, 4152, Australia

Your Details

Date of Birth : 20/05/1950
Age: 68
Tax File Number: Provided
Date Joined Fund: 22/08/1997
Service Period Start Date: 22/08/1997
Date Left Fund:
Member Code: BARTER00004P
Account Start Date 01/07/2016
Account Phase: Retirement Phase
Account Description: Pension #202

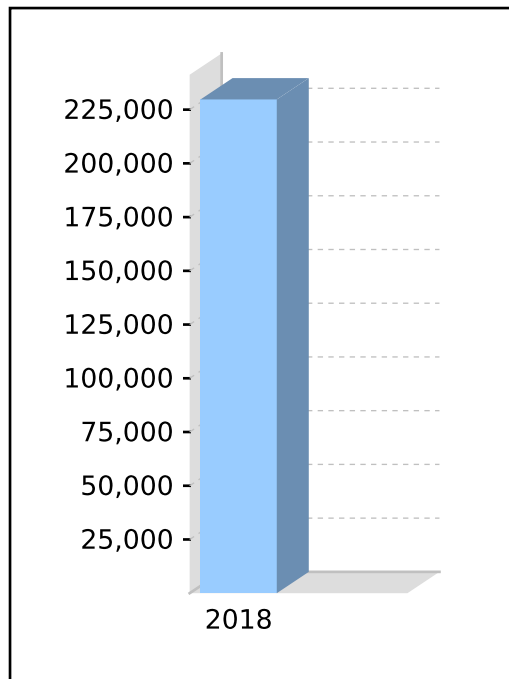
Nominated Beneficiaries N/A
Vested Benefits 229,748.77
Total Death Benefit 229,748.77

Your Balance

Total Benefits 229,748.77

Preservation Components
Preserved
Unrestricted Non Preserved 229,748.77
Restricted Non Preserved

Tax Components
Tax Free (84.09%) 193,206.30
Taxable 36,542.47



Your Detailed Account Summary

	This Year
Opening balance at 01/07/2017	226,776.73
<u>Increases to Member account during the period</u>	
Employer Contributions	
Personal Contributions (Concessional)	
Personal Contributions (Non Concessional)	
Government Co-Contributions	
Other Contributions	
Proceeds of Insurance Policies	
Transfers In	
Net Earnings	14,572.04
Internal Transfer In	
<u>Decreases to Member account during the period</u>	
Pensions Paid	11,600.00
Contributions Tax	
Income Tax	
No TFN Excess Contributions Tax	
Excess Contributions Tax	
Refund Excess Contributions	
Division 293 Tax	
Insurance Policy Premiums Paid	
Management Fees	
Member Expenses	
Benefits Paid/Transfers Out	
Superannuation Surcharge Tax	
Internal Transfer Out	
Closing balance at 30/06/2018	229,748.77

Members Statement

TERRY GRANT BARRON
28 BRISBANE AVENUE
CAMP HILL, Queensland, 4152, Australia

Your Details

Date of Birth : 20/05/1950
Age: 68
Tax File Number: Provided
Date Joined Fund: 22/08/1997
Service Period Start Date: 22/08/1997
Date Left Fund:
Member Code: BARTER00005P
Account Start Date 01/07/2017
Account Phase: Retirement Phase
Account Description: Account Based Pension 3

Nominated Beneficiaries LESLEY BARRON
Vested Benefits 32,701.78
Total Death Benefit 32,701.78

Your Balance

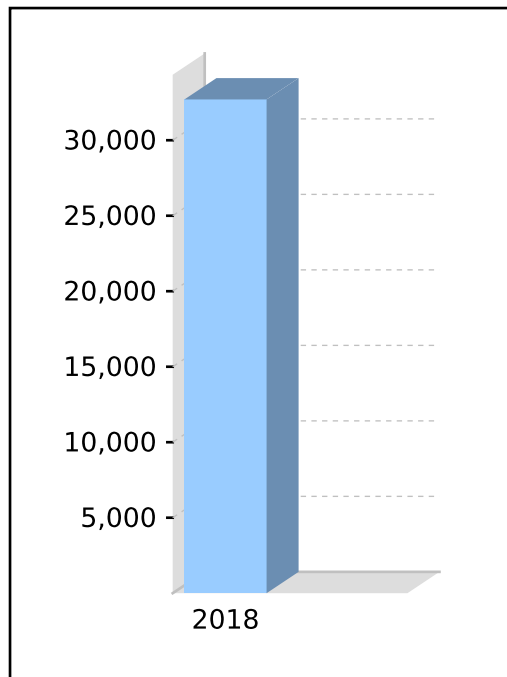
Total Benefits 32,701.78

Preservation Components

Preserved
Unrestricted Non Preserved 32,701.78
Restricted Non Preserved

Tax Components

Tax Free (4.72%) 1,542.00
Taxable 31,159.78



Your Detailed Account Summary

	This Year
Opening balance at 01/07/2017	
<u>Increases to Member account during the period</u>	
Employer Contributions	
Personal Contributions (Concessional)	
Personal Contributions (Non Concessional)	
Government Co-Contributions	
Other Contributions	
Proceeds of Insurance Policies	
Transfers In	
Net Earnings	2,076.08
Internal Transfer In	32,235.70
<u>Decreases to Member account during the period</u>	
Pensions Paid	1,610.00
Contributions Tax	
Income Tax	
No TFN Excess Contributions Tax	
Excess Contributions Tax	
Refund Excess Contributions	
Division 293 Tax	
Insurance Policy Premiums Paid	
Management Fees	
Member Expenses	
Benefits Paid/Transfers Out	
Superannuation Surcharge Tax	
Internal Transfer Out	
Closing balance at 30/06/2018	32,701.78

Members Statement

LESLEY ROBYN BARRON
28 BRISBANE AVENUE
CAMP HILL, Queensland, 4152, Australia

Your Details

Date of Birth : 05/03/1952
Age: 66
Tax File Number: Provided
Date Joined Fund: 22/08/1997
Service Period Start Date: 22/08/1997
Date Left Fund:
Member Code: BARLES00001A
Account Start Date 22/08/1997
Account Phase: Accumulation Phase
Account Description: Accumulation

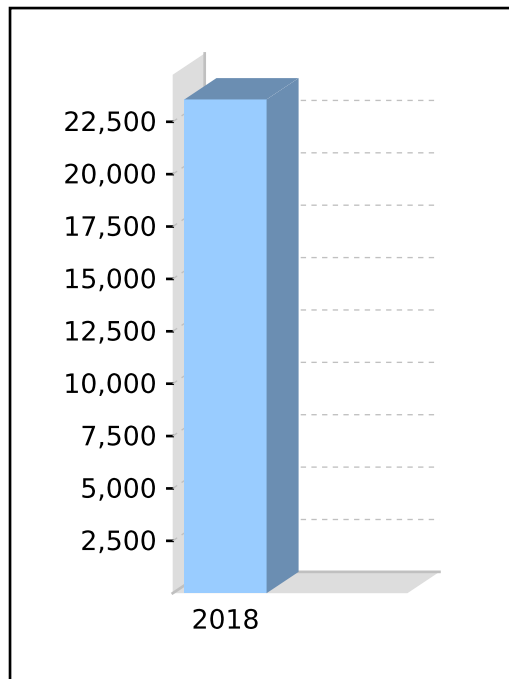
Nominated Beneficiaries N/A
Vested Benefits 23,565.92
Total Death Benefit 23,565.92

Your Balance

Total Benefits 23,565.92

Preservation Components
Preserved
Unrestricted Non Preserved 23,565.92
Restricted Non Preserved

Tax Components
Tax Free 15,000.00
Taxable 8,565.92



Your Detailed Account Summary

	This Year
Opening balance at 01/07/2017	31,817.97
<u>Increases to Member account during the period</u>	
Employer Contributions	10,000.00
Personal Contributions (Concessional)	
Personal Contributions (Non Concessional)	15,000.00
Government Co-Contributions	
Other Contributions	
Proceeds of Insurance Policies	
Transfers In	
Net Earnings	52.56
Internal Transfer In	
<u>Decreases to Member account during the period</u>	
Pensions Paid	
Contributions Tax	1,500.00
Income Tax	(13.36)
No TFN Excess Contributions Tax	
Excess Contributions Tax	
Refund Excess Contributions	
Division 293 Tax	
Insurance Policy Premiums Paid	
Management Fees	
Member Expenses	
Benefits Paid/Transfers Out	
Superannuation Surcharge Tax	
Internal Transfer Out	31,817.97
Closing balance at 30/06/2018	23,565.92

Members Statement

LESLEY ROBYN BARRON
28 BRISBANE AVENUE
CAMP HILL, Queensland, 4152, Australia

Your Details

Date of Birth : 05/03/1952
Age: 66
Tax File Number: Provided
Date Joined Fund: 22/08/1997
Service Period Start Date: 22/08/1997
Date Left Fund:
Member Code: BARLES00002P
Account Start Date 01/07/2016
Account Phase: Retirement Phase
Account Description: Pension #201

Nominated Beneficiaries N/A
Vested Benefits 350,271.74
Total Death Benefit 350,271.74

Your Balance

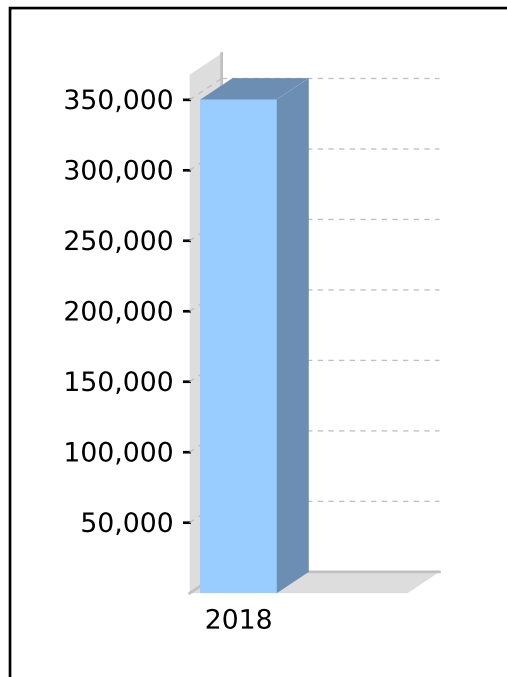
Total Benefits 350,271.74

Preservation Components

Preserved
Unrestricted Non Preserved 350,271.74
Restricted Non Preserved

Tax Components

Tax Free (1.47%) 5,136.55
Taxable 345,135.19



Your Detailed Account Summary

	This Year
Opening balance at 01/07/2017	346,163.93
<u>Increases to Member account during the period</u>	
Employer Contributions	
Personal Contributions (Concessional)	
Personal Contributions (Non Concessional)	
Government Co-Contributions	
Other Contributions	
Proceeds of Insurance Policies	
Transfers In	
Net Earnings	21,417.81
Internal Transfer In	
<u>Decreases to Member account during the period</u>	
Pensions Paid	17,310.00
Contributions Tax	
Income Tax	
No TFN Excess Contributions Tax	
Excess Contributions Tax	
Refund Excess Contributions	
Division 293 Tax	
Insurance Policy Premiums Paid	
Management Fees	
Member Expenses	
Benefits Paid/Transfers Out	
Superannuation Surcharge Tax	
Internal Transfer Out	
Closing balance at 30/06/2018	350,271.74

Members Statement

LESLEY ROBYN BARRON
28 BRISBANE AVENUE
CAMP HILL, Queensland, 4152, Australia

Your Details

Date of Birth : 05/03/1952
Age: 66
Tax File Number: Provided
Date Joined Fund: 22/08/1997
Service Period Start Date: 22/08/1997
Date Left Fund:
Member Code: BARLES00003P
Account Start Date 01/07/2016
Account Phase: Retirement Phase
Account Description: Pension #202

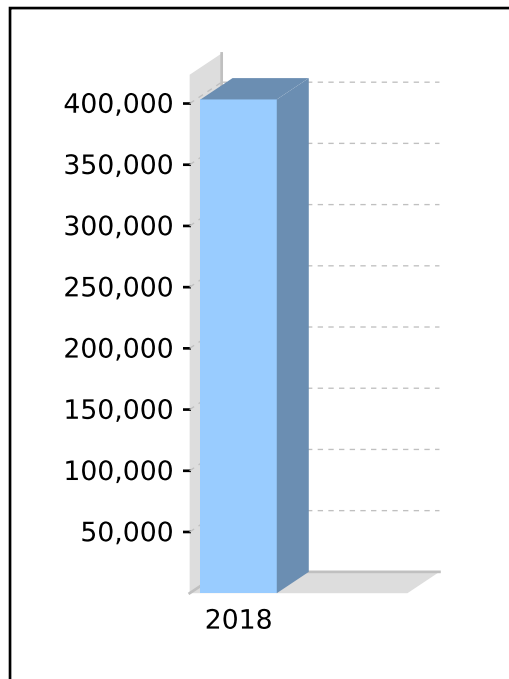
Nominated Beneficiaries N/A
Vested Benefits 403,335.38
Total Death Benefit 403,335.38

Your Balance

Total Benefits 403,335.38

Preservation Components
Preserved
Unrestricted Non Preserved 403,335.38
Restricted Non Preserved

Tax Components
Tax Free (90.41%) 364,658.37
Taxable 38,677.01



Your Detailed Account Summary

	This Year
Opening balance at 01/07/2017	397,826.16
<u>Increases to Member account during the period</u>	
Employer Contributions	
Personal Contributions (Concessional)	
Personal Contributions (Non Concessional)	
Government Co-Contributions	
Other Contributions	
Proceeds of Insurance Policies	
Transfers In	
Net Earnings	25,399.22
Internal Transfer In	
<u>Decreases to Member account during the period</u>	
Pensions Paid	19,890.00
Contributions Tax	
Income Tax	
No TFN Excess Contributions Tax	
Excess Contributions Tax	
Refund Excess Contributions	
Division 293 Tax	
Insurance Policy Premiums Paid	
Management Fees	
Member Expenses	
Benefits Paid/Transfers Out	
Superannuation Surcharge Tax	
Internal Transfer Out	
Closing balance at 30/06/2018	403,335.38

Members Statement

LESLEY ROBYN BARRON
 28 BRISBANE AVENUE
 CAMP HILL, Queensland, 4152, Australia

Your Details

Date of Birth : 05/03/1952
 Age: 66
 Tax File Number: Provided
 Date Joined Fund: 22/08/1997
 Service Period Start Date: 22/08/1997
 Date Left Fund:
 Member Code: BARLES00004P
 Account Start Date 01/07/2017
 Account Phase: Retirement Phase
 Account Description: Account Based Pension 3

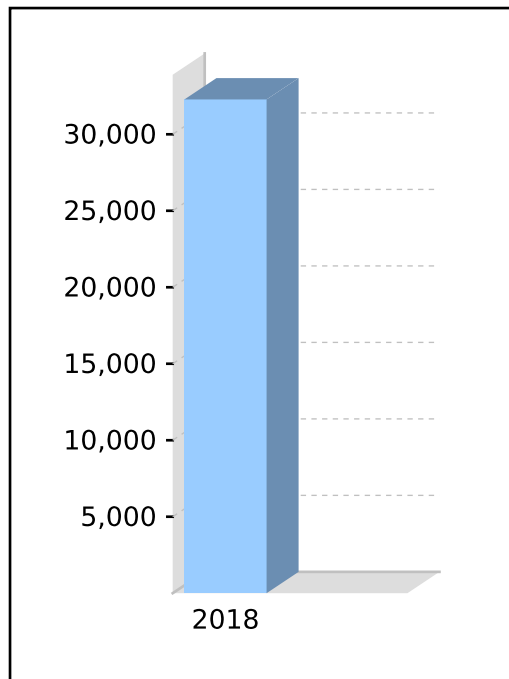
Nominated Beneficiaries TERRY BARRON
 Vested Benefits 32,277.78
 Total Death Benefit 32,277.78

Your Balance

Total Benefits 32,277.78

Preservation Components
 Preserved
 Unrestricted Non Preserved 32,277.78
 Restricted Non Preserved

Tax Components
 Tax Free (3.60%) 1,161.55
 Taxable 31,116.23



Your Detailed Account Summary

	This Year
Opening balance at 01/07/2017	
<u>Increases to Member account during the period</u>	
Employer Contributions	
Personal Contributions (Concessional)	
Personal Contributions (Non Concessional)	
Government Co-Contributions	
Other Contributions	
Proceeds of Insurance Policies	
Transfers In	
Net Earnings	2,049.81
Internal Transfer In	31,817.97
<u>Decreases to Member account during the period</u>	
Pensions Paid	1,590.00
Contributions Tax	
Income Tax	
No TFN Excess Contributions Tax	
Excess Contributions Tax	
Refund Excess Contributions	
Division 293 Tax	
Insurance Policy Premiums Paid	
Management Fees	
Member Expenses	
Benefits Paid/Transfers Out	
Superannuation Surcharge Tax	
Internal Transfer Out	
Closing balance at 30/06/2018	32,277.78

Members Statement

TERRY GRANT BARRON
28 BRISBANE AVENUE
CAMP HILL, Queensland, 4152, Australia

Your Details

Date of Birth : 20/05/1950
Age: 68
Tax File Number: Provided
Date Joined Fund: 22/08/1997
Service Period Start Date: 22/08/1997
Date Left Fund:
Member Code: Consolidated
Account Start Date 22/08/1997
Account Type: Consolidated
Account Description: Consolidated

Vested Benefits 1,340,030.88
Total Death Benefit 1,340,030.88
Nominated Beneficiaries LESLEY BARRON

Your Balance

Total Benefits 1,340,030.88

Preservation Components

Preserved

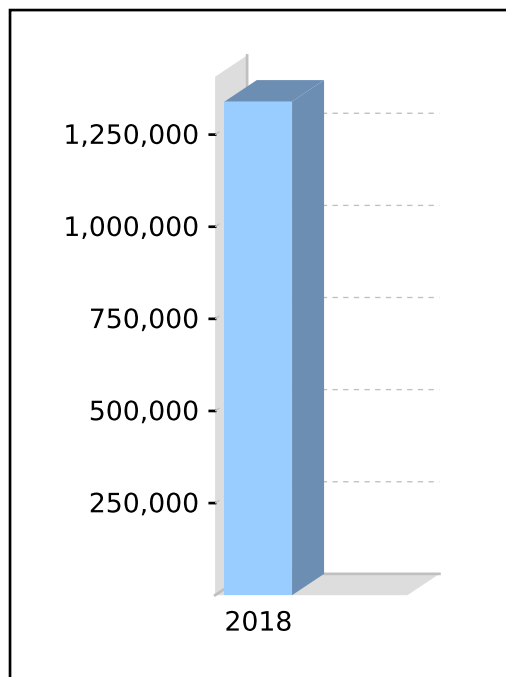
Unrestricted Non Preserved 1,340,030.88

Restricted Non Preserved

Tax Components

Tax Free 221,945.40

Taxable 1,118,085.48



Your Detailed Account Summary

	This Year
Opening balance at 01/07/2017	1,296,506.78
<u>Increases to Member account during the period</u>	
Employer Contributions	
Personal Contributions (Concessional)	
Personal Contributions (Non Concessional)	26,208.99
Government Co-Contributions	
Other Contributions	
Proceeds of Insurance Policies	
Transfers In	
Net Earnings	82,478.47
Internal Transfer In	32,235.70
<u>Decreases to Member account during the period</u>	
Pensions Paid	65,210.00
Contributions Tax	
Income Tax	(46.64)
No TFN Excess Contributions Tax	
Excess Contributions Tax	
Refund Excess Contributions	
Division 293 Tax	
Insurance Policy Premiums Paid	
Management Fees	
Member Expenses	
Benefits Paid/Transfers Out	
Superannuation Surcharge Tax	
Internal Transfer Out	32,235.70
Closing balance at 30/06/2018	1,340,030.88

Members Statement

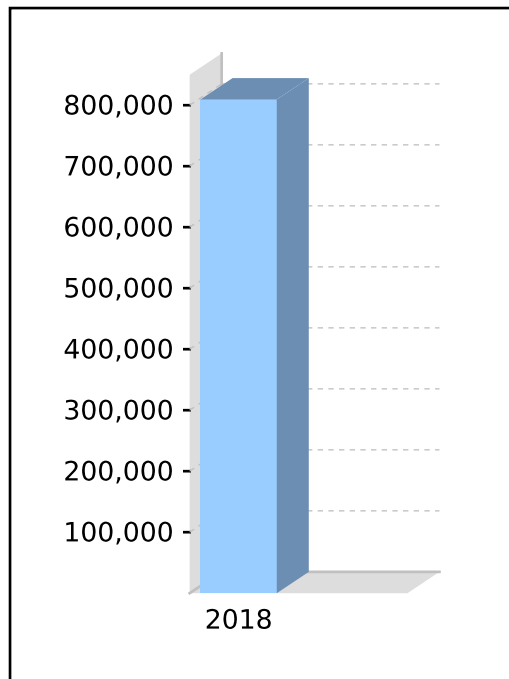
LESLEY ROBYN BARRON
 28 BRISBANE AVENUE
 CAMP HILL, Queensland, 4152, Australia

Your Details

Date of Birth :	05/03/1952	Vested Benefits	809,450.82
Age:	66	Total Death Benefit	809,450.82
Tax File Number:	Provided	Nominated Beneficiaries	TERRY BARRON
Date Joined Fund:	22/08/1997		
Service Period Start Date:	22/08/1997		
Date Left Fund:			
Member Code:	Consolidated		
Account Start Date	22/08/1997		
Account Type:	Consolidated		
Account Description:	Consolidated		

Your Balance

Total Benefits	809,450.82
<u>Preservation Components</u>	
Preserved	
Unrestricted Non Preserved	809,450.82
Restricted Non Preserved	
<u>Tax Components</u>	
Tax Free	385,956.47
Taxable	423,494.35



Your Detailed Account Summary

	This Year
Opening balance at 01/07/2017	775,808.06
<u>Increases to Member account during the period</u>	
Employer Contributions	10,000.00
Personal Contributions (Concessional)	
Personal Contributions (Non Concessional)	15,000.00
Government Co-Contributions	
Other Contributions	
Proceeds of Insurance Policies	
Transfers In	
Net Earnings	48,919.40
Internal Transfer In	31,817.97
<u>Decreases to Member account during the period</u>	
Pensions Paid	38,790.00
Contributions Tax	1,500.00
Income Tax	(13.36)
No TFN Excess Contributions Tax	
Excess Contributions Tax	
Refund Excess Contributions	
Division 293 Tax	
Insurance Policy Premiums Paid	
Management Fees	
Member Expenses	
Benefits Paid/Transfers Out	
Superannuation Surcharge Tax	
Internal Transfer Out	31,817.97
Closing balance at 30/06/2018	809,450.82

BARRON'S SUPERANNUATION FUND
Members Summary Report

As at 30 June 2018



Opening Balance	Increases				Decreases						Closing Balance
	Contributions	Transfers In	Net Earnings	Insurance Proceeds	Pensions Paid	Contributions Tax	Taxes Paid	Benefits Paid/ Transfers Out	Insurance Premiums	Member Expenses	
BARLES00004P - Account Based Pension 3 - Tax Free: 3.60%											
0.00	0.00	31,817.97	2,049.81	0.00	1,590.00	0.00	0.00	0.00	0.00	0.00	32,277.78
775,808.06	25,000.00	31,817.97	48,919.40	0.00	38,790.00	1,500.00	(13.36)	31,817.97	0.00	0.00	809,450.82
2,072,314.84	51,208.99	64,053.67	131,397.87	0.00	104,000.00	1,500.00	(60.00)	64,053.67	0.00	0.00	2,149,481.70

Note 1: Summary of Significant Accounting Policies

The trustees have prepared the financial statements on the basis that the superannuation fund is a non-reporting entity because there are no users dependent on general purpose financial statements. The financial statements are therefore special purpose financial statements that have been prepared in order to meet the requirements of the Superannuation Industry (Supervision) Act 1993 and associated Regulations, the trust deed of the fund and the needs of members.

The financial statements have been prepared on a cash basis and are based on historical costs, except for investments which have been measured at market value.

The following significant accounting policies, which are consistent with the policies applied in the previous period unless otherwise stated, have been adopted in the preparation of the financial statements.

The financial statements were authorised for issue by the Director(s).

a. Measurement of Investments

The fund initially recognises:

- (i) an investment when it controls the future economic benefits expected to flow from the asset. For financial assets, the trade date is considered to be the date on which control of the future economic benefits attributable to the asset passes to the fund; and
- (ii) a financial liability on the date it becomes a party to the contractual provisions of the instrument.

Investments of the fund have been measured at market value, which refers to the amount that a willing buyer could reasonably be expected to pay to acquire the asset from a willing seller if the following assumptions were made:

- that the buyer and the seller deal with each other at arm's length in relation to the sale;
- that the sale occurred after proper marketing of the asset; and
- that the buyer and the seller acted knowledgeably and prudentially in relation to the sale.

Market value has been determined as follows:

- (i) shares and other securities listed on the Australian Securities Exchange by reference to the relevant market quotations at the end of the reporting period;
- (ii) units in managed funds by reference to the unit redemption price at the end of the reporting period;
- (iii) fixed-interest securities by reference to the redemption price at the end of the reporting period;
- (iv) unlisted investments are stated at trustees' assessment based on estimated market value at balance date or where necessary, an external valuer's opinion; and
- (v) investment properties at the trustees' assessment of the market value or where necessary a qualified independent valuer's opinion at the end of reporting period.

Financial liabilities, such as trade creditors and other payables, are measured at the gross value of the outstanding balance at the end of the reporting period. The trustees have determined that the gross values of the fund's financial liabilities is equivalent to their market values. Any remeasurement changes in the gross values of non-current financial liabilities (including liabilities for members' accrued benefits) are recognised in the operating statement in the periods in which they occur.

b. Cash and Cash Equivalents

Cash and cash equivalents include cash on hand and at call, deposits with banks and short-term, highly liquid investments that are readily convertible to cash and subject to an insignificant risk of change in value.

c. Revenue

Revenue is recognised at the fair value of the consideration received or receivable.

Interest revenue

Interest revenue is recognised in respect of fixed-interest securities, and cash and cash equivalent balances. Interest revenue is recognised upon receipt.

Notes to the Financial Statements

For the year ended 30 June 2018

Dividend revenue

Dividend revenue is recognised when the dividend has been paid or, in the case of dividend reinvestment schemes, when the dividend is credited to the benefit of the fund.

Rental revenue

Rental revenue arising from operating leases on investment properties is recognised upon receipt.

Distribution revenue

Distributions from unit trusts and managed funds are recognised as at the date the unit value is quoted ex-distribution and if not received at the end of the reporting period, are reflected in the statement of financial position as a receivable at market value.

Remeasurement changes in market values

Remeasurement changes in the market values of assets are recognised as income and determined as the difference between the market value at year-end or consideration received (if sold during the year) and the market value as at the prior year-end or cost (if acquired during the period).

d. Liability for Accrued Benefits

The liability for accrued benefits represents the fund's present obligation to pay benefits to members and beneficiaries, and has been calculated as the difference between the carrying amount of the assets and the carrying amount of the other payables and income tax liabilities as at the end of the reporting period.

e. Goods and Services Tax (GST)

Revenues, expenses and assets are recognised net of the amount of GST, except where the amount of GST incurred is not recoverable from the Australian Taxation Office (ATO).

The net amount of GST recoverable from, or payable to, the ATO is included with other receivables or other payables in the statement of financial position.

f. Critical Accounting Estimates and Judgements

The preparation of financial statements requires the trustees to make judgements, estimates and assumptions that affect the application of accounting policies and the reported amounts of assets and liabilities, income and expenses. Actual results may differ from these estimates.

Estimates and underlying assumptions are reviewed on an ongoing basis. Revisions to accounting estimates are recognised in the period in which the estimate is revised and in any future period affected.

Note 2: Loan to Other Entities - (Non-Unitised)

	2018 \$	2017 \$
Loan to 367 Trust	343,005.64	261,388.19
	343,005.64	261,388.19

Note 3: Plant and Equipment (at written down value) - Unitised

	2018 \$	2017 \$
Air Conditioner	1,822.64	1,822.64

Notes to the Financial Statements

For the year ended 30 June 2018

	1,822.64	1,822.64
Note 4: Real Estate Properties (Australian - Non Residential)		
	2018	2017
	\$	\$
Building - 293 Ellison Rd	1,733,177.36	1,733,177.36
	1,733,177.36	1,733,177.36
Note 5: Units in Unlisted Unit Trusts (Australian)		
	2018	2017
	\$	\$
367 Unit Trust	40.00	40.00
	40.00	40.00
Note 7: Liability for Accrued Benefits		
	2018	2017
	\$	\$
Liability for accrued benefits at beginning of year	2,072,314.84	0.00
Benefits accrued as a result of operations	77,166.86	226,727.77
Current year member movements	0.00	1,845,587.07
Liability for accrued benefits at end of year	2,149,481.70	2,072,314.84
Note 8: Vested Benefits		
Vested benefits are benefits that are not conditional upon continued membership of the fund (or any factor other than resignation from the plan) and include benefits which members were entitled to receive had they terminated their fund membership as at the end of the reporting period.		
	2018	2017
	\$	\$
Vested Benefits	2,149,481.70	2,072,314.84
Note 9: Guaranteed Benefits		
No guarantees have been made in respect of any part of the liability for accrued benefits.		
Note 10: Dividends		

Notes to the Financial Statements

For the year ended 30 June 2018

	2018 \$	2017 \$
Dividends Received	0.00	1,896.36
	0.00	1,896.36
Note 11: Rental Income		
	2018 \$	2017 \$
Building - 293 Ellison Rd	139,746.32	170,109.32
	139,746.32	170,109.32
Note 12: Unrealised Movements in Market Value		
	2018 \$	2017 \$
Other Revaluations		
Other Revaluations	0.00	105,021.80
	0.00	105,021.80
Plant and Equipment (at written down value) - Unitised		
Air Conditioner	203.00	0.00
	203.00	0.00
Total Unrealised Movement	203.00	105,021.80
Realised Movements in Market Value		
	2018 \$	2017 \$
Total Realised Movement	0.00	0.00
Changes in Market Values	203.00	105,021.80
Note 13: Income Tax Expense		
	2018 \$	2017 \$
The components of tax expense comprise		
Current Tax	1,440.00	10,686.90
	1,440.00	10,686.90

Notes to the Financial Statements

For the year ended 30 June 2018

The prima facie tax on benefits accrued before income tax is reconciled to the income tax as follows:

Prima facie tax payable on benefits accrued before income tax at 15%	11,791.03	0.00
Less:		
Tax effect of:		
Non Taxable Contributions	6,181.35	0.00
Increase in MV of Investments	30.45	0.00
Exempt Pension Income	23,416.20	0.00
Add:		
Tax effect of:		
SMSF Non-Deductible Expenses	3,676.50	0.00
Pension Payments	15,600.00	0.00
Rounding	0.47	0.00
Income Tax on Taxable Income or Loss	1,440.00	0.00
Less credits:		
Current Tax or Refund	<u>1,440.00</u>	<u>0.00</u>

BARRON'S SUPERANNUATION FUND

General Ledger

For The Period 01 July 2017 - 30 June 2018

Transaction Date	Description	Units	Debit	Credit	Balance \$
Contributions (24200)					
<u>(Contributions) BARRON, LESLEY - Accumulation (BARLES00001A)</u>					
20/06/2018				25,000.00	25,000.00 CR
				25,000.00	25,000.00 CR
<u>(Contributions) BARRON, TERRY - Accumulation (BARTER00001A)</u>					
12/07/2017				1,208.99	1,208.99 CR
12/06/2018				25,000.00	26,208.99 CR
				26,208.99	26,208.99 CR
Changes in Market Values of Investments (24700)					
<u>Changes in Market Values of Investments (24700)</u>					
30/06/2018	Revaluation - 30/06/2017 @ \$1,822.640000 (Exit) - 1.000000 Units on hand (AIRCONDITION)			203.00	203.00 CR
				203.00	203.00 CR
Interest Received (25000)					
<u>Loan to 367 Trust (Loanto367Trust)</u>					
30/06/2018	income overstated in 2017 by \$50 so I have reduced interest in 2018 to correct			16,617.45	16,617.45 CR
				16,617.45	16,617.45 CR
Property Income (28000)					
<u>Building - 293 Ellison Rd (293ELLISON)</u>					
31/07/2017				179.48	179.48 CR
31/07/2017				257.02	436.50 CR
31/07/2017				167.13	603.63 CR
31/07/2017				179.48	783.11 CR
31/07/2017				2,150.00	2,933.11 CR
31/07/2017				1,320.00	4,253.11 CR
31/07/2017				1,320.00	5,573.11 CR
31/07/2017				1,320.00	6,893.11 CR
31/08/2017				179.48	7,072.59 CR
31/08/2017				257.02	7,329.61 CR
31/08/2017				167.13	7,496.74 CR
31/08/2017				179.48	7,676.22 CR
31/08/2017				2,150.00	9,826.22 CR
31/08/2017				1,320.00	11,146.22 CR
31/08/2017				1,320.00	12,466.22 CR
31/08/2017				1,320.00	13,786.22 CR
30/09/2017				179.48	13,965.70 CR
30/09/2017				257.02	14,222.72 CR
30/09/2017				167.13	14,389.85 CR
30/09/2017				179.48	14,569.33 CR
30/09/2017				2,150.00	16,719.33 CR
30/09/2017				1,320.00	18,039.33 CR
30/09/2017				1,320.00	19,359.33 CR
30/09/2017				1,320.00	20,679.33 CR
31/10/2017				179.48	20,858.81 CR

BARRON'S SUPERANNUATION FUND**General Ledger**

For The Period 01 July 2017 - 30 June 2018

Transaction Date	Description	Units	Debit	Credit	Balance \$
31/10/2017				179.48	21,038.29 CR
31/10/2017				257.02	21,295.31 CR
31/10/2017				167.13	21,462.44 CR
31/10/2017				2,150.00	23,612.44 CR
31/10/2017				1,320.00	24,932.44 CR
31/10/2017				1,320.00	26,252.44 CR
31/10/2017				1,320.00	27,572.44 CR
30/11/2017				179.48	27,751.92 CR
30/11/2017				257.02	28,008.94 CR
30/11/2017				167.13	28,176.07 CR
30/11/2017				179.48	28,355.55 CR
30/11/2017				2,150.00	30,505.55 CR
30/11/2017				1,320.00	31,825.55 CR
30/11/2017				1,320.00	33,145.55 CR
30/11/2017				1,320.00	34,465.55 CR
31/12/2017				179.48	34,645.03 CR
31/12/2017				167.13	34,812.16 CR
31/12/2017				179.48	34,991.64 CR
31/12/2017				1,320.00	36,311.64 CR
31/12/2017				1,320.00	37,631.64 CR
31/12/2017				1,320.00	38,951.64 CR
01/01/2018				257.02	39,208.66 CR
01/01/2018				2,150.00	41,358.66 CR
30/01/2018				167.13	41,525.79 CR
30/01/2018				1,320.00	42,845.79 CR
31/01/2018				179.48	43,025.27 CR
31/01/2018				179.48	43,204.75 CR
31/01/2018				257.02	43,461.77 CR
31/01/2018				2,150.00	45,611.77 CR
31/01/2018				1,320.00	46,931.77 CR
31/01/2018				1,320.00	48,251.77 CR
01/02/2018				2,940.00	51,191.77 CR
01/02/2018				1,589.00	52,780.77 CR
01/02/2018				36,750.00	89,530.77 CR
01/02/2018				15,750.00	105,280.77 CR
28/02/2018				257.02	105,537.79 CR
28/02/2018				179.48	105,717.27 CR
28/02/2018				167.13	105,884.40 CR
28/02/2018				179.48	106,063.88 CR
28/02/2018				257.02	106,320.90 CR
28/02/2018				2,150.00	108,470.90 CR
28/02/2018				1,320.00	109,790.90 CR
28/02/2018				1,320.00	111,110.90 CR
28/02/2018				1,320.00	112,430.90 CR
30/03/2018				179.48	112,610.38 CR
30/03/2018				167.13	112,777.51 CR
30/03/2018				179.48	112,956.99 CR

BARRON'S SUPERANNUATION FUND

General Ledger

For The Period 01 July 2017 - 30 June 2018

Transaction Date	Description	Units	Debit	Credit	Balance \$
30/03/2018				2,150.00	115,106.99 CR
30/03/2018				1,320.00	116,426.99 CR
30/03/2018				1,320.00	117,746.99 CR
30/03/2018				1,320.00	119,066.99 CR
30/04/2018				179.48	119,246.47 CR
30/04/2018				257.02	119,503.49 CR
30/04/2018				167.13	119,670.62 CR
30/04/2018				179.48	119,850.10 CR
30/04/2018				2,150.00	122,000.10 CR
30/04/2018				1,320.00	123,320.10 CR
30/04/2018				1,320.00	124,640.10 CR
30/04/2018				1,320.00	125,960.10 CR
31/05/2018				179.48	126,139.58 CR
31/05/2018				257.02	126,396.60 CR
31/05/2018				167.13	126,563.73 CR
31/05/2018				179.48	126,743.21 CR
31/05/2018				2,150.00	128,893.21 CR
31/05/2018				1,320.00	130,213.21 CR
31/05/2018				1,320.00	131,533.21 CR
31/05/2018				1,320.00	132,853.21 CR
30/06/2018				179.48	133,032.69 CR
30/06/2018				257.02	133,289.71 CR
30/06/2018				167.13	133,456.84 CR
30/06/2018				179.48	133,636.32 CR
30/06/2018				2,150.00	135,786.32 CR
30/06/2018				1,320.00	137,106.32 CR
30/06/2018				1,320.00	138,426.32 CR
30/06/2018				1,320.00	139,746.32 CR
				139,746.32	139,746.32 CR
Accountancy Fees (30100)					
	<u>Accountancy Fees (30100)</u>				
30/06/2018			933.33		933.33 DR
			933.33		933.33 DR
ATO Supervisory Levy (30400)					
	<u>ATO Supervisory Levy (30400)</u>				
12/07/2017			259.00		259.00 DR
			259.00		259.00 DR
Auditor's Remuneration (30700)					
	<u>Auditor's Remuneration (30700)</u>				
30/06/2018			350.00		350.00 DR
			350.00		350.00 DR
ASIC Fees (30800)					
	<u>ASIC Fees (30800)</u>				
14/03/2018			48.00		48.00 DR
			48.00		48.00 DR

BARRON'S SUPERANNUATION FUND

General Ledger

For The Period 01 July 2017 - 30 June 2018

Transaction Date	Description	Units	Debit	Credit	Balance \$
Bank Charges (31500)					
<u>Bank Charges (31500)</u>					
01/07/2017			10.00		10.00 DR
01/08/2017			10.00		20.00 DR
01/09/2017			10.00		30.00 DR
01/10/2017			10.00		40.00 DR
01/10/2017			10.00		50.00 DR
01/11/2017			10.00		60.00 DR
01/01/2018			10.00		70.00 DR
01/02/2018			10.00		80.00 DR
01/03/2018			10.00		90.00 DR
01/04/2018			10.00		100.00 DR
01/05/2018			10.00		110.00 DR
01/06/2018			10.00		120.00 DR
			120.00		120.00 DR
Depreciation (33400)					
<u>Air Conditioner (AIRCONDITION)</u>					
30/06/2018			203.00		203.00 DR
			203.00		203.00 DR
Pensions Paid (41600)					
<u>(Pensions Paid) BARRON, LESLEY - Pension (Pension #201) (BARLES00002P)</u>					
25/07/2017			3,500.00		3,500.00 DR
09/08/2017			3,500.00		7,000.00 DR
10/10/2017			3,500.00		10,500.00 DR
26/11/2017			3,500.00		14,000.00 DR
22/01/2018			3,500.00		17,500.00 DR
15/02/2018					17,500.00 DR
27/03/2018			2,610.00		20,110.00 DR
19/06/2018				2,800.00	17,310.00 DR
			20,110.00	2,800.00	17,310.00 DR
<u>(Pensions Paid) BARRON, LESLEY - Pension (Pension #202) (BARLES00003P)</u>					
15/02/2018			5,000.00		5,000.00 DR
27/03/2018			890.00		5,890.00 DR
29/04/2018			3,500.00		9,390.00 DR
27/05/2018			3,500.00		12,890.00 DR
19/06/2018			7,000.00		19,890.00 DR
			19,890.00		19,890.00 DR
<u>(Pensions Paid) BARRON, LESLEY - Pension (Account Based Pension 3) (BARLES00004P)</u>					
19/06/2018			1,590.00		1,590.00 DR
			1,590.00		1,590.00 DR
<u>(Pensions Paid) BARRON, TERRY - Pension (Pension #201) (BARTER00003P)</u>					
25/07/2017			3,500.00		3,500.00 DR
09/08/2017			3,500.00		7,000.00 DR
10/10/2017			3,500.00		10,500.00 DR
26/11/2017			3,500.00		14,000.00 DR

BARRON'S SUPERANNUATION FUND

General Ledger

For The Period 01 July 2017 - 30 June 2018

Transaction Date	Description	Units	Debit	Credit	Balance \$
22/01/2018			3,500.00		17,500.00 DR
15/02/2018			5,000.00		22,500.00 DR
27/03/2018			3,500.00		26,000.00 DR
29/04/2018			3,500.00		29,500.00 DR
27/05/2018			3,500.00		33,000.00 DR
19/06/2018			19,000.00		52,000.00 DR
			52,000.00		52,000.00 DR
<u>(Pensions Paid) BARRON, TERRY - Pension (Pension #202) (BARTER00004P)</u>					
15/02/2018					0.00 DR
27/03/2018					0.00 DR
19/06/2018			11,600.00		11,600.00 DR
			11,600.00		11,600.00 DR
<u>(Pensions Paid) BARRON, TERRY - Pension (Account Based Pension 3) (BARTER00005P)</u>					
19/06/2018			1,610.00		1,610.00 DR
			1,610.00		1,610.00 DR
Property Expenses - Cleaning (41950)					
<u>Building - 293 Ellison Rd (293ELLISON)</u>					
30/07/2017			144.59		144.59 DR
20/08/2017			116.03		260.62 DR
27/08/2017			151.31		411.93 DR
30/08/2017			144.59		556.52 DR
28/09/2017			276.75		833.27 DR
28/09/2017			144.59		977.86 DR
12/11/2017			144.59		1,122.45 DR
04/12/2017			111.22		1,233.67 DR
17/01/2018			275.00		1,508.67 DR
15/02/2018			330.00		1,838.67 DR
26/02/2018			122.39		1,961.06 DR
13/03/2018			220.00		2,181.06 DR
29/04/2018			101.09		2,282.15 DR
10/05/2018			220.00		2,502.15 DR
10/05/2018			275.00		2,777.15 DR
12/06/2018			275.00		3,052.15 DR
			3,052.15		3,052.15 DR
Property Expenses - Council Rates (41960)					
<u>Building - 293 Ellison Rd (293ELLISON)</u>					
30/07/2017			1,599.55		1,599.55 DR
28/09/2017			1,599.55		3,199.10 DR
27/12/2017			1,599.55		4,798.65 DR
27/03/2018			1,599.55		6,398.20 DR
			6,398.20		6,398.20 DR
Property Expense - Electricity and Gas (41965)					
<u>Building - 293 Ellison Rd (293ELLISON)</u>					
07/09/2017			352.67		352.67 DR
07/09/2017			1.75		354.42 DR
09/12/2017			320.74		675.16 DR

BARRON'S SUPERANNUATION FUND

General Ledger

For The Period 01 July 2017 - 30 June 2018

Transaction Date	Description	Units	Debit	Credit	Balance \$
15/03/2018			308.06		983.22 DR
27/05/2018			321.38		1,304.60 DR
			1,304.60		1,304.60 DR
Property Expenses - Insurance Premium (41980)					
<u>Building - 293 Ellison Rd (293ELLISON)</u>					
19/12/2017			4,002.12		4,002.12 DR
19/12/2017			377.67		4,379.79 DR
			4,379.79		4,379.79 DR
Property Expenses - Property Capital Improvement (42050)					
<u>Land Tax (293ELLISON1)</u>					
10/10/2017			1,535.00		1,535.00 DR
			1,535.00		1,535.00 DR
Property Expenses - Repairs Maintenance (42060)					
<u>Building - 293 Ellison Rd (293ELLISON)</u>					
23/07/2017			981.00		981.00 DR
09/08/2017			705.00		1,686.00 DR
27/03/2018			1,158.70		2,844.70 DR
			2,844.70		2,844.70 DR
Property Expenses - Sundry Expenses (42110)					
<u>Sundry expenses (Sundry)</u>					
30/06/2018	write off old GST balance from 2014, not tax deductible		324.32		324.32 DR
			324.32		324.32 DR
Property Expenses - Water Rates (42150)					
<u>Building - 293 Ellison Rd (293ELLISON)</u>					
09/08/2017			811.66		811.66 DR
26/11/2017			825.22		1,636.88 DR
15/02/2018			814.21		2,451.09 DR
27/05/2018			692.99		3,144.08 DR
			3,144.08		3,144.08 DR
<u>Property Expenses - Advertising (293ELLISON1)</u>					
15/02/2018			272.73		272.73 DR
			272.73		272.73 DR
Income Tax Expense (48500)					
<u>Income Tax Expense (48500)</u>					
30/06/2018	Create Entries - Income Tax Expense - 30/06/2018		1,440.00		1,440.00 DR
			1,440.00		1,440.00 DR
Profit/Loss Allocation Account (49000)					
<u>Profit/Loss Allocation Account (49000)</u>					
11/07/2017	Create Entries - Profit/Loss Allocation - 11/07/2017			5.01	5.01 CR
11/07/2017	Create Entries - Profit/Loss Allocation - 11/07/2017			1.09	6.10 CR
11/07/2017	Create Entries - Profit/Loss Allocation - 11/07/2017			0.16	6.26 CR
11/07/2017	Create Entries - Profit/Loss			1.67	7.93 CR

BARRON'S SUPERANNUATION FUND

General Ledger

For The Period 01 July 2017 - 30 June 2018

Transaction Date	Description	Units	Debit	Credit	Balance \$
	Allocation - 11/07/2017				
11/07/2017	Create Entries - Profit/Loss Allocation - 11/07/2017			1.92	9.85 CR
11/07/2017	Create Entries - Profit/Loss Allocation - 11/07/2017			0.15	10.00 CR
12/07/2017	System Member Journals		1,208.99		1,198.99 DR
25/07/2017	System Member Journals			3,500.00	2,301.01 CR
25/07/2017	System Member Journals			3,500.00	5,801.01 CR
09/08/2017	System Member Journals			3,500.00	9,301.01 CR
09/08/2017	System Member Journals			3,500.00	12,801.01 CR
10/10/2017	System Member Journals			3,500.00	16,301.01 CR
10/10/2017	System Member Journals			3,500.00	19,801.01 CR
26/11/2017	System Member Journals			3,500.00	23,301.01 CR
26/11/2017	System Member Journals			3,500.00	26,801.01 CR
22/01/2018	System Member Journals			3,500.00	30,301.01 CR
22/01/2018	System Member Journals			3,500.00	33,801.01 CR
15/02/2018	System Member Journals				33,801.01 CR
15/02/2018	System Member Journals			5,000.00	38,801.01 CR
15/02/2018	System Member Journals			5,000.00	43,801.01 CR
15/02/2018	System Member Journals				43,801.01 CR
27/03/2018	System Member Journals			2,610.00	46,411.01 CR
27/03/2018	System Member Journals			3,500.00	49,911.01 CR
27/03/2018	System Member Journals			890.00	50,801.01 CR
27/03/2018	System Member Journals				50,801.01 CR
29/04/2018	System Member Journals			3,500.00	54,301.01 CR
29/04/2018	System Member Journals			3,500.00	57,801.01 CR
27/05/2018	System Member Journals			3,500.00	61,301.01 CR
27/05/2018	System Member Journals			3,500.00	64,801.01 CR
12/06/2018	System Member Journals		25,000.00		39,801.01 CR
19/06/2018	System Member Journals			19,000.00	58,801.01 CR
19/06/2018	System Member Journals			11,600.00	70,401.01 CR
19/06/2018	System Member Journals		2,800.00		67,601.01 CR
19/06/2018	System Member Journals			7,000.00	74,601.01 CR
19/06/2018	System Member Journals			1,590.00	76,191.01 CR
19/06/2018	System Member Journals			1,610.00	77,801.01 CR
20/06/2018	System Member Journals		23,500.00		54,301.01 CR
30/06/2018	Create Entries - Profit/Loss Allocation - 30/06/2018		157.69		54,143.32 CR
30/06/2018	Create Entries - Profit/Loss Allocation - 30/06/2018		65,677.67		11,534.35 DR
30/06/2018	Create Entries - Profit/Loss Allocation - 30/06/2018		14,573.13		26,107.48 DR
30/06/2018	Create Entries - Profit/Loss Allocation - 30/06/2018		2,076.24		28,183.72 DR
30/06/2018	Create Entries - Profit/Loss Allocation - 30/06/2018		52.56		28,236.28 DR
30/06/2018	Create Entries - Profit/Loss Allocation - 30/06/2018		21,419.48		49,655.76 DR
30/06/2018	Create Entries - Profit/Loss Allocation - 30/06/2018		25,401.14		75,056.90 DR
30/06/2018	Create Entries - Profit/Loss Allocation - 30/06/2018		2,049.96		77,106.86 DR
30/06/2018	Create Entries - Income Tax Expense Allocation - 30/06/2018		46.64		77,153.50 DR

BARRON'S SUPERANNUATION FUND

General Ledger

For The Period 01 July 2017 - 30 June 2018

Transaction Date	Description	Units	Debit	Credit	Balance \$
30/06/2018	Create Entries - Income Tax Expense Allocation - 30/06/2018		13.36		77,166.86 DR
			183,976.86	106,810.00	77,166.86 DR
Opening Balance (50010)					
<u>(Opening Balance) BARRON, LESLEY - Accumulation (BARLES00001A)</u>					
01/07/2017	Opening Balance				31,817.97 CR
					31,817.97 CR
<u>(Opening Balance) BARRON, LESLEY - Pension (Pension #201) (BARLES00002P)</u>					
01/07/2017	Opening Balance				346,163.93 CR
					346,163.93 CR
<u>(Opening Balance) BARRON, LESLEY - Pension (Pension #202) (BARLES00003P)</u>					
01/07/2017	Opening Balance				397,826.16 CR
					397,826.16 CR
<u>(Opening Balance) BARRON, TERRY - Accumulation (BARTER00001A)</u>					
01/07/2017	Opening Balance				32,235.70 CR
					32,235.70 CR
<u>(Opening Balance) BARRON, TERRY - Pension (Pension #201) (BARTER00003P)</u>					
01/07/2017	Opening Balance				1,037,494.35 CR
					1,037,494.35 CR
<u>(Opening Balance) BARRON, TERRY - Pension (Pension #202) (BARTER00004P)</u>					
01/07/2017	Opening Balance				226,776.73 CR
					226,776.73 CR
Contributions (52420)					
<u>(Contributions) BARRON, LESLEY - Accumulation (BARLES00001A)</u>					
20/06/2018	System Member Journals			25,000.00	25,000.00 CR
				25,000.00	25,000.00 CR
<u>(Contributions) BARRON, TERRY - Accumulation (BARTER00001A)</u>					
12/07/2017	System Member Journals			1,208.99	1,208.99 CR
12/06/2018	System Member Journals			25,000.00	26,208.99 CR
				26,208.99	26,208.99 CR
Share of Profit/(Loss) (53100)					
<u>(Share of Profit/(Loss)) BARRON, LESLEY - Accumulation (BARLES00001A)</u>					
30/06/2018	Create Entries - Profit/Loss Allocation - 30/06/2018			52.56	52.56 CR
				52.56	52.56 CR
<u>(Share of Profit/(Loss)) BARRON, LESLEY - Pension (Pension #201) (BARLES00002P)</u>					
11/07/2017	Create Entries - Profit/Loss Allocation - 11/07/2017		1.67		1.67 DR
30/06/2018	Create Entries - Profit/Loss Allocation - 30/06/2018			21,419.48	21,417.81 CR
			1.67	21,419.48	21,417.81 CR
<u>(Share of Profit/(Loss)) BARRON, LESLEY - Pension (Pension #202) (BARLES00003P)</u>					
11/07/2017	Create Entries - Profit/Loss Allocation - 11/07/2017		1.92		1.92 DR
30/06/2018	Create Entries - Profit/Loss Allocation - 30/06/2018			25,401.14	25,399.22 CR
			1.92	25,401.14	25,399.22 CR

BARRON'S SUPERANNUATION FUND

General Ledger

For The Period 01 July 2017 - 30 June 2018

Transaction Date	Description	Units	Debit	Credit	Balance \$
<u>(Share of Profit/(Loss)) BARRON, LESLEY - Pension (Account Based Pension 3) (BARLES00004P)</u>					
11/07/2017	Create Entries - Profit/Loss Allocation - 11/07/2017		0.15		0.15 DR
30/06/2018	Create Entries - Profit/Loss Allocation - 30/06/2018			2,049.96	2,049.81 CR
			0.15	2,049.96	2,049.81 CR
<u>(Share of Profit/(Loss)) BARRON, TERRY - Accumulation (BARTER00001A)</u>					
30/06/2018	Create Entries - Profit/Loss Allocation - 30/06/2018			157.69	157.69 CR
				157.69	157.69 CR
<u>(Share of Profit/(Loss)) BARRON, TERRY - Pension (Pension #201) (BARTER00003P)</u>					
11/07/2017	Create Entries - Profit/Loss Allocation - 11/07/2017		5.01		5.01 DR
30/06/2018	Create Entries - Profit/Loss Allocation - 30/06/2018			65,677.67	65,672.66 CR
			5.01	65,677.67	65,672.66 CR
<u>(Share of Profit/(Loss)) BARRON, TERRY - Pension (Pension #202) (BARTER00004P)</u>					
11/07/2017	Create Entries - Profit/Loss Allocation - 11/07/2017		1.09		1.09 DR
30/06/2018	Create Entries - Profit/Loss Allocation - 30/06/2018			14,573.13	14,572.04 CR
			1.09	14,573.13	14,572.04 CR
<u>(Share of Profit/(Loss)) BARRON, TERRY - Pension (Account Based Pension 3) (BARTER00005P)</u>					
11/07/2017	Create Entries - Profit/Loss Allocation - 11/07/2017		0.16		0.16 DR
30/06/2018	Create Entries - Profit/Loss Allocation - 30/06/2018			2,076.24	2,076.08 CR
			0.16	2,076.24	2,076.08 CR
Income Tax (53330)					
<u>(Income Tax) BARRON, LESLEY - Accumulation (BARLES00001A)</u>					
30/06/2018	Create Entries - Income Tax Expense Allocation - 30/06/2018			13.36	13.36 CR
				13.36	13.36 CR
<u>(Income Tax) BARRON, TERRY - Accumulation (BARTER00001A)</u>					
30/06/2018	Create Entries - Income Tax Expense Allocation - 30/06/2018			46.64	46.64 CR
				46.64	46.64 CR
Contributions Tax (53800)					
<u>(Contributions Tax) BARRON, LESLEY - Accumulation (BARLES00001A)</u>					
20/06/2018	System Member Journals		1,500.00		1,500.00 DR
			1,500.00		1,500.00 DR
Pensions Paid (54160)					
<u>(Pensions Paid) BARRON, LESLEY - Pension (Pension #201) (BARLES00002P)</u>					
25/07/2017	System Member Journals		3,500.00		3,500.00 DR
09/08/2017	System Member Journals		3,500.00		7,000.00 DR
10/10/2017	System Member Journals		3,500.00		10,500.00 DR
26/11/2017	System Member Journals		3,500.00		14,000.00 DR
22/01/2018	System Member Journals		3,500.00		17,500.00 DR
15/02/2018	System Member Journals				17,500.00 DR
27/03/2018	System Member Journals		2,610.00		20,110.00 DR
19/06/2018	System Member Journals			2,800.00	17,310.00 DR

BARRON'S SUPERANNUATION FUND

General Ledger

For The Period 01 July 2017 - 30 June 2018

Transaction Date	Description	Units	Debit	Credit	Balance \$
			20,110.00	2,800.00	17,310.00 DR
<u>(Pensions Paid) BARRON, LESLEY - Pension (Pension #202) (BARLES00003P)</u>					
15/02/2018	System Member Journals		5,000.00		5,000.00 DR
27/03/2018	System Member Journals		890.00		5,890.00 DR
29/04/2018	System Member Journals		3,500.00		9,390.00 DR
27/05/2018	System Member Journals		3,500.00		12,890.00 DR
19/06/2018	System Member Journals		7,000.00		19,890.00 DR
			19,890.00		19,890.00 DR
<u>(Pensions Paid) BARRON, LESLEY - Pension (Account Based Pension 3) (BARLES00004P)</u>					
19/06/2018	System Member Journals		1,590.00		1,590.00 DR
			1,590.00		1,590.00 DR
<u>(Pensions Paid) BARRON, TERRY - Pension (Pension #201) (BARTER00003P)</u>					
25/07/2017	System Member Journals		3,500.00		3,500.00 DR
09/08/2017	System Member Journals		3,500.00		7,000.00 DR
10/10/2017	System Member Journals		3,500.00		10,500.00 DR
26/11/2017	System Member Journals		3,500.00		14,000.00 DR
22/01/2018	System Member Journals		3,500.00		17,500.00 DR
15/02/2018	System Member Journals		5,000.00		22,500.00 DR
27/03/2018	System Member Journals		3,500.00		26,000.00 DR
29/04/2018	System Member Journals		3,500.00		29,500.00 DR
27/05/2018	System Member Journals		3,500.00		33,000.00 DR
19/06/2018	System Member Journals		19,000.00		52,000.00 DR
			52,000.00		52,000.00 DR
<u>(Pensions Paid) BARRON, TERRY - Pension (Pension #202) (BARTER00004P)</u>					
15/02/2018	System Member Journals				0.00 DR
27/03/2018	System Member Journals				0.00 DR
19/06/2018	System Member Journals		11,600.00		11,600.00 DR
			11,600.00		11,600.00 DR
<u>(Pensions Paid) BARRON, TERRY - Pension (Account Based Pension 3) (BARTER00005P)</u>					
19/06/2018	System Member Journals		1,610.00		1,610.00 DR
			1,610.00		1,610.00 DR
Internal Transfers In (56100)					
<u>(Internal Transfers In) BARRON, LESLEY - Pension (Account Based Pension 3) (BARLES00004P)</u>					
01/07/2017	New Pension Member			31,817.97	31,817.97 CR
				31,817.97	31,817.97 CR
<u>(Internal Transfers In) BARRON, TERRY - Pension (Account Based Pension 3) (BARTER00005P)</u>					
01/07/2017	New Pension Member			32,235.70	32,235.70 CR
				32,235.70	32,235.70 CR
Internal Transfers Out (57100)					
<u>(Internal Transfers Out) BARRON, LESLEY - Accumulation (BARLES00001A)</u>					
01/07/2017	New Pension Member		31,817.97		31,817.97 DR
			31,817.97		31,817.97 DR
<u>(Internal Transfers Out) BARRON, TERRY - Accumulation (BARTER00001A)</u>					
01/07/2017	New Pension Member		32,235.70		32,235.70 DR
			32,235.70		32,235.70 DR

BARRON'S SUPERANNUATION FUND

General Ledger

For The Period 01 July 2017 - 30 June 2018

Transaction Date	Description	Units	Debit	Credit	Balance \$
Bank Accounts (60400)					
<u>CBA A/C 1027 7137 (CBA7137)</u>					
01/07/2017	Opening Balance				89,515.98 DR
01/07/2017				10.00	89,505.98 DR
23/07/2017				1,079.10	88,426.88 DR
25/07/2017				7,000.00	81,426.88 DR
30/07/2017				159.05	81,267.83 DR
30/07/2017				1,599.55	79,668.28 DR
31/07/2017			197.43		79,865.71 DR
31/07/2017			282.72		80,148.43 DR
31/07/2017			183.84		80,332.27 DR
31/07/2017			197.43		80,529.70 DR
31/07/2017			2,365.00		82,894.70 DR
31/07/2017			1,452.00		84,346.70 DR
31/07/2017			1,452.00		85,798.70 DR
31/07/2017			1,452.00		87,250.70 DR
01/08/2017				10.00	87,240.70 DR
09/08/2017				811.66	86,429.04 DR
09/08/2017				775.50	85,653.54 DR
09/08/2017				7,000.00	78,653.54 DR
20/08/2017				127.63	78,525.91 DR
27/08/2017				166.44	78,359.47 DR
30/08/2017				159.05	78,200.42 DR
31/08/2017				10,000.00	68,200.42 DR
31/08/2017			197.43		68,397.85 DR
31/08/2017			282.72		68,680.57 DR
31/08/2017			183.84		68,864.41 DR
31/08/2017			197.43		69,061.84 DR
31/08/2017			2,365.00		71,426.84 DR
31/08/2017			1,452.00		72,878.84 DR
31/08/2017			1,452.00		74,330.84 DR
31/08/2017			1,452.00		75,782.84 DR
01/09/2017				10.00	75,772.84 DR
07/09/2017				387.94	75,384.90 DR
07/09/2017				1.75	75,383.15 DR
12/09/2017				15,000.00	60,383.15 DR
17/09/2017				7,497.00	52,886.15 DR
28/09/2017				304.43	52,581.72 DR
28/09/2017				159.05	52,422.67 DR
28/09/2017				1,599.55	50,823.12 DR
30/09/2017			197.43		51,020.55 DR
30/09/2017			282.72		51,303.27 DR
30/09/2017			183.84		51,487.11 DR
30/09/2017			197.43		51,684.54 DR
30/09/2017			2,365.00		54,049.54 DR
30/09/2017			1,452.00		55,501.54 DR
30/09/2017			1,452.00		56,953.54 DR

BARRON'S SUPERANNUATION FUND

General Ledger

For The Period 01 July 2017 - 30 June 2018

Transaction Date	Description	Units	Debit	Credit	Balance \$
30/09/2017			1,452.00		58,405.54 DR
01/10/2017				10.00	58,395.54 DR
01/10/2017				10.00	58,385.54 DR
10/10/2017				1,535.00	56,850.54 DR
10/10/2017				7,000.00	49,850.54 DR
31/10/2017				40,000.00	9,850.54 DR
31/10/2017			197.43		10,047.97 DR
31/10/2017			197.43		10,245.40 DR
31/10/2017			282.72		10,528.12 DR
31/10/2017			183.84		10,711.96 DR
31/10/2017			2,365.00		13,076.96 DR
31/10/2017			1,452.00		14,528.96 DR
31/10/2017			1,452.00		15,980.96 DR
31/10/2017			1,452.00		17,432.96 DR
01/11/2017				10.00	17,422.96 DR
12/11/2017				159.05	17,263.91 DR
22/11/2017				4,601.00	12,662.91 DR
26/11/2017				825.22	11,837.69 DR
26/11/2017				7,000.00	4,837.69 DR
30/11/2017			197.43		5,035.12 DR
30/11/2017			282.72		5,317.84 DR
30/11/2017			183.84		5,501.68 DR
30/11/2017			197.43		5,699.11 DR
30/11/2017			2,365.00		8,064.11 DR
30/11/2017			1,452.00		9,516.11 DR
30/11/2017			1,452.00		10,968.11 DR
30/11/2017			1,452.00		12,420.11 DR
04/12/2017				122.34	12,297.77 DR
09/12/2017				352.81	11,944.96 DR
19/12/2017				4,402.33	7,542.63 DR
19/12/2017				377.67	7,164.96 DR
27/12/2017				1,599.55	5,565.41 DR
31/12/2017			197.43		5,762.84 DR
31/12/2017			183.84		5,946.68 DR
31/12/2017			197.43		6,144.11 DR
31/12/2017			1,452.00		7,596.11 DR
31/12/2017			1,452.00		9,048.11 DR
31/12/2017			1,452.00		10,500.11 DR
01/01/2018				10.00	10,490.11 DR
01/01/2018			282.72		10,772.83 DR
01/01/2018			2,365.00		13,137.83 DR
17/01/2018				275.00	12,862.83 DR
22/01/2018				7,000.00	5,862.83 DR
30/01/2018			183.84		6,046.67 DR
30/01/2018			1,452.00		7,498.67 DR
31/01/2018			197.43		7,696.10 DR
31/01/2018			197.43		7,893.53 DR

BARRON'S SUPERANNUATION FUND

General Ledger

For The Period 01 July 2017 - 30 June 2018

Transaction Date	Description	Units	Debit	Credit	Balance \$
31/01/2018			282.72		8,176.25 DR
31/01/2018			2,365.00		10,541.25 DR
31/01/2018			1,452.00		11,993.25 DR
31/01/2018			1,452.00		13,445.25 DR
01/02/2018				10.00	13,435.25 DR
01/02/2018			3,234.00		16,669.25 DR
01/02/2018			1,747.90		18,417.15 DR
01/02/2018			40,425.00		58,842.15 DR
01/02/2018			17,325.00		76,167.15 DR
15/02/2018				300.00	75,867.15 DR
15/02/2018				330.00	75,537.15 DR
15/02/2018				814.21	74,722.94 DR
15/02/2018				10,000.00	64,722.94 DR
26/02/2018				134.63	64,588.31 DR
28/02/2018			282.72		64,871.03 DR
28/02/2018			197.43		65,068.46 DR
28/02/2018			183.84		65,252.30 DR
28/02/2018			197.43		65,449.73 DR
28/02/2018			282.72		65,732.45 DR
28/02/2018			2,365.00		68,097.45 DR
28/02/2018			1,452.00		69,549.45 DR
28/02/2018			1,452.00		71,001.45 DR
28/02/2018			1,452.00		72,453.45 DR
01/03/2018				10.00	72,443.45 DR
13/03/2018				220.00	72,223.45 DR
14/03/2018				48.00	72,175.45 DR
15/03/2018				338.87	71,836.58 DR
20/03/2018				4,445.00	67,391.58 DR
27/03/2018				1,599.55	65,792.03 DR
27/03/2018				1,274.57	64,517.46 DR
27/03/2018				7,000.00	57,517.46 DR
30/03/2018			197.43		57,714.89 DR
30/03/2018			183.84		57,898.73 DR
30/03/2018			197.43		58,096.16 DR
30/03/2018			2,365.00		60,461.16 DR
30/03/2018			1,452.00		61,913.16 DR
30/03/2018			1,452.00		63,365.16 DR
30/03/2018			1,452.00		64,817.16 DR
01/04/2018				10.00	64,807.16 DR
29/04/2018				111.20	64,695.96 DR
29/04/2018				7,000.00	57,695.96 DR
30/04/2018			197.43		57,893.39 DR
30/04/2018			282.72		58,176.11 DR
30/04/2018			183.84		58,359.95 DR
30/04/2018			197.43		58,557.38 DR
30/04/2018			2,365.00		60,922.38 DR
30/04/2018			1,452.00		62,374.38 DR

BARRON'S SUPERANNUATION FUND

General Ledger

For The Period 01 July 2017 - 30 June 2018

Transaction Date	Description	Units	Debit	Credit	Balance \$
30/04/2018			1,452.00		63,826.38 DR
30/04/2018			1,452.00		65,278.38 DR
01/05/2018				10.00	65,268.38 DR
10/05/2018				220.00	65,048.38 DR
10/05/2018				275.00	64,773.38 DR
27/05/2018				353.52	64,419.86 DR
27/05/2018				692.99	63,726.87 DR
27/05/2018				7,000.00	56,726.87 DR
27/05/2018				18,808.00	37,918.87 DR
31/05/2018			197.43		38,116.30 DR
31/05/2018			282.72		38,399.02 DR
31/05/2018			183.84		38,582.86 DR
31/05/2018			197.43		38,780.29 DR
31/05/2018			2,365.00		41,145.29 DR
31/05/2018			1,452.00		42,597.29 DR
31/05/2018			1,452.00		44,049.29 DR
31/05/2018			1,452.00		45,501.29 DR
01/06/2018				10.00	45,491.29 DR
12/06/2018				275.00	45,216.29 DR
12/06/2018			25,000.00		70,216.29 DR
19/06/2018				38,000.00	32,216.29 DR
20/06/2018			25,000.00		57,216.29 DR
30/06/2018			197.43		57,413.72 DR
30/06/2018			282.72		57,696.44 DR
30/06/2018			183.84		57,880.28 DR
30/06/2018			197.43		58,077.71 DR
30/06/2018			2,365.00		60,442.71 DR
30/06/2018			1,452.00		61,894.71 DR
30/06/2018			1,452.00		63,346.71 DR
30/06/2018			1,452.00		64,798.71 DR
			203,720.94	228,438.21	64,798.71 DR

Preliminary Expenses (67000)

Preliminary Expenses (67000)

01/07/2017	Opening Balance				1,660.00 DR
					1,660.00 DR

Loan to Other Entities - (Non-Unitised) (75250)

Loan to 367 Trust (Loanto367Trust)

01/07/2017	Opening Balance				261,388.19 DR
31/08/2017			10,000.00		271,388.19 DR
12/09/2017			15,000.00		286,388.19 DR
31/10/2017			40,000.00		326,388.19 DR
30/06/2018	income overstated in 2017 by \$50 so I have reduced interest in 2018 to correct		16,617.45		343,005.64 DR
		0.00	81,617.45		343,005.64 DR

Plant and Equipment (at written down value) - Unitised (76550)

Air Conditioner (AIRCONDITION)

BARRON'S SUPERANNUATION FUND

General Ledger

For The Period 01 July 2017 - 30 June 2018

Transaction Date	Description	Units	Debit	Credit	Balance \$
01/07/2017	Opening Balance	1.00			1,822.64 DR
30/06/2018		0.00		203.00	1,619.64 DR
30/06/2018	Revaluation - 30/06/2017 @ \$1,822.640000 (Exit) - 1.000000 Units on hand		203.00		1,822.64 DR
		1.00	203.00	203.00	1,822.64 DR

Real Estate Properties (Australian - Non Residential) (77250)

Building - 293 Ellison Rd (293ELLISON)

01/07/2017	Opening Balance	1.00			1,733,177.36 DR
		1.00			1,733,177.36 DR

Units in Unlisted Unit Trusts (Australian) (78400)

367 Unit Trust (367UTRUST)

01/07/2017	Opening Balance	40.00			40.00 DR
		40.00			40.00 DR

Investment Liabilities (83000)

Building - 293 Ellison Rd (293ELLISON)

01/07/2017	Opening Balance				7,166.66 CR
					7,166.66 CR

GST Payable/Refundable (84000)

GST Payable/Refundable (84000)

01/07/2017	Opening Balance				4,956.68 CR
23/07/2017			98.10		4,858.58 CR
30/07/2017			14.46		4,844.12 CR
31/07/2017				17.95	4,862.07 CR
31/07/2017				25.70	4,887.77 CR
31/07/2017				16.71	4,904.48 CR
31/07/2017				17.95	4,922.43 CR
31/07/2017				215.00	5,137.43 CR
31/07/2017				132.00	5,269.43 CR
31/07/2017				132.00	5,401.43 CR
31/07/2017				132.00	5,533.43 CR
09/08/2017			70.50		5,462.93 CR
20/08/2017			11.60		5,451.33 CR
27/08/2017			15.13		5,436.20 CR
30/08/2017			14.46		5,421.74 CR
31/08/2017				17.95	5,439.69 CR
31/08/2017				25.70	5,465.39 CR
31/08/2017				16.71	5,482.10 CR
31/08/2017				17.95	5,500.05 CR
31/08/2017				215.00	5,715.05 CR
31/08/2017				132.00	5,847.05 CR
31/08/2017				132.00	5,979.05 CR
31/08/2017				132.00	6,111.05 CR
07/09/2017			35.27		6,075.78 CR
17/09/2017			5,281.00		794.78 CR
28/09/2017			27.68		767.10 CR

BARRON'S SUPERANNUATION FUND

General Ledger

For The Period 01 July 2017 - 30 June 2018

Transaction Date	Description	Units	Debit	Credit	Balance \$
28/09/2017			14.46		752.64 CR
30/09/2017				17.95	770.59 CR
30/09/2017				25.70	796.29 CR
30/09/2017				16.71	813.00 CR
30/09/2017				17.95	830.95 CR
30/09/2017				215.00	1,045.95 CR
30/09/2017				132.00	1,177.95 CR
30/09/2017				132.00	1,309.95 CR
30/09/2017				132.00	1,441.95 CR
31/10/2017				17.95	1,459.90 CR
31/10/2017				17.95	1,477.85 CR
31/10/2017				25.70	1,503.55 CR
31/10/2017				16.71	1,520.26 CR
31/10/2017				215.00	1,735.26 CR
31/10/2017				132.00	1,867.26 CR
31/10/2017				132.00	1,999.26 CR
31/10/2017				132.00	2,131.26 CR
12/11/2017			14.46		2,116.80 CR
22/11/2017			1,766.00		350.80 CR
30/11/2017				17.95	368.75 CR
30/11/2017				25.70	394.45 CR
30/11/2017				16.71	411.16 CR
30/11/2017				17.95	429.11 CR
30/11/2017				215.00	644.11 CR
30/11/2017				132.00	776.11 CR
30/11/2017				132.00	908.11 CR
30/11/2017				132.00	1,040.11 CR
04/12/2017			11.12		1,028.99 CR
09/12/2017			32.07		996.92 CR
19/12/2017			400.21		596.71 CR
31/12/2017				17.95	614.66 CR
31/12/2017				16.71	631.37 CR
31/12/2017				17.95	649.32 CR
31/12/2017				132.00	781.32 CR
31/12/2017				132.00	913.32 CR
31/12/2017				132.00	1,045.32 CR
01/01/2018				25.70	1,071.02 CR
01/01/2018				215.00	1,286.02 CR
30/01/2018				16.71	1,302.73 CR
30/01/2018				132.00	1,434.73 CR
31/01/2018				17.95	1,452.68 CR
31/01/2018				17.95	1,470.63 CR
31/01/2018				25.70	1,496.33 CR
31/01/2018				215.00	1,711.33 CR
31/01/2018				132.00	1,843.33 CR
31/01/2018				132.00	1,975.33 CR
01/02/2018				294.00	2,269.33 CR

BARRON'S SUPERANNUATION FUND

General Ledger

For The Period 01 July 2017 - 30 June 2018

Transaction Date	Description	Units	Debit	Credit	Balance \$
01/02/2018				158.90	2,428.23 CR
01/02/2018				3,675.00	6,103.23 CR
01/02/2018				1,575.00	7,678.23 CR
15/02/2018			27.27		7,650.96 CR
26/02/2018			12.24		7,638.72 CR
28/02/2018				25.70	7,664.42 CR
28/02/2018				17.95	7,682.37 CR
28/02/2018				16.71	7,699.08 CR
28/02/2018				17.95	7,717.03 CR
28/02/2018				25.70	7,742.73 CR
28/02/2018				215.00	7,957.73 CR
28/02/2018				132.00	8,089.73 CR
28/02/2018				132.00	8,221.73 CR
28/02/2018				132.00	8,353.73 CR
15/03/2018			30.81		8,322.92 CR
20/03/2018			1,610.00		6,712.92 CR
27/03/2018			115.87		6,597.05 CR
30/03/2018				17.95	6,615.00 CR
30/03/2018				16.71	6,631.71 CR
30/03/2018				17.95	6,649.66 CR
30/03/2018				215.00	6,864.66 CR
30/03/2018				132.00	6,996.66 CR
30/03/2018				132.00	7,128.66 CR
30/03/2018				132.00	7,260.66 CR
29/04/2018			10.11		7,250.55 CR
30/04/2018				17.95	7,268.50 CR
30/04/2018				25.70	7,294.20 CR
30/04/2018				16.71	7,310.91 CR
30/04/2018				17.95	7,328.86 CR
30/04/2018				215.00	7,543.86 CR
30/04/2018				132.00	7,675.86 CR
30/04/2018				132.00	7,807.86 CR
30/04/2018				132.00	7,939.86 CR
27/05/2018			32.14		7,907.72 CR
27/05/2018			7,825.00		82.72 CR
31/05/2018				17.95	100.67 CR
31/05/2018				25.70	126.37 CR
31/05/2018				16.71	143.08 CR
31/05/2018				17.95	161.03 CR
31/05/2018				215.00	376.03 CR
31/05/2018				132.00	508.03 CR
31/05/2018				132.00	640.03 CR
31/05/2018				132.00	772.03 CR
30/06/2018				17.95	789.98 CR
30/06/2018				25.70	815.68 CR
30/06/2018				16.71	832.39 CR
30/06/2018				17.95	850.34 CR

BARRON'S SUPERANNUATION FUND

General Ledger

For The Period 01 July 2017 - 30 June 2018

Transaction Date	Description	Units	Debit	Credit	Balance \$
30/06/2018				215.00	1,065.34 CR
30/06/2018				132.00	1,197.34 CR
30/06/2018				132.00	1,329.34 CR
30/06/2018				132.00	1,461.34 CR
30/06/2018			128.33		1,333.01 CR
30/06/2018	write off old GST balance from 2014, not tax deductible			324.32	1,657.33 CR
			17,598.29	14,298.94	1,657.33 CR
<u>Income Tax Payable/Refundable (85000)</u>					
<u>Income Tax Payable/Refundable (85000)</u>					
01/07/2017	Opening Balance				949.99 CR
12/07/2017			949.99		0.00 DR
22/11/2017			2,835.00		2,835.00 DR
20/03/2018			2,835.00		5,670.00 DR
27/05/2018			10,983.00		16,653.00 DR
30/06/2018			2,505.00		19,158.00 DR
30/06/2018	Create Entries - Income Tax Expense - 30/06/2018			1,440.00	17,718.00 DR
			20,107.99	1,440.00	17,718.00 DR
<u>PAYG Payable (86000)</u>					
<u>PAYG Payable (86000)</u>					
01/07/2017	Opening Balance				2,216.00 CR
17/09/2017			2,216.00		0.00 DR
30/06/2018				2,505.00	2,505.00 CR
			2,216.00	2,505.00	2,505.00 CR
<u>Sundry Creditors (88000)</u>					
<u>Sundry Creditors (88000)</u>					
30/06/2018				1,411.66	1,411.66 CR
				1,411.66	1,411.66 CR

Total Debits: 815,213.10

Total Credits: 815,213.10