

**Avenell Superannuation Fund**  
**Statement of Financial Position**

As at 30 June 2016

	Note	1995 \$	1994 \$
<b>Assets</b>			
<b>Investments</b>			
Fixed Interest Securities (Australian)	2	30,000.00	0.00
Managed Investments (Australian)	3	785,161.97	0.00
Shares in Listed Companies (Australian)	4	173,449.52	0.00
<b>Total Investments</b>		<u>988,611.49</u>	<u>0.00</u>
<b>Other Assets</b>			
CBA Direct Investment Account		405.13	0.00
Heritage Building Society Money Manager Account		286.77	0.00
Heritage Building Society Online Saver Account		35,130.47	0.00
Macquarie Cash Management Account		900.31	0.00
Heritage A/C 7512376		80,000.00	0.00
Income Tax Refundable		4,657.92	0.00
<b>Total Other Assets</b>		<u>121,380.60</u>	<u>0.00</u>
<b>Total Assets</b>		<u>1,109,992.09</u>	<u>0.00</u>
<b>Net assets available to pay benefits</b>		<u>1,109,992.09</u>	<u>0.00</u>
Represented by:			
<b>Liability for accrued benefits allocated to members' accounts</b>	5, 6		
Avenell, Robert Peter - Accumulation		591,651.68	0.00
Avenell, Robert Peter - Pension (Account Based Pension)		51,525.07	0.00
Avenell, Annette - Accumulation		(546,590.16)	0.00
Avenell, Annette - Pension (Account Based Pension)		546,590.16	0.00
<b>Total Liability for accrued benefits allocated to members' accounts</b>		<u>643,176.75</u>	<u>0.00</u>
Statement of Financial Position Does Not Balance		466,815.34	0.00
Consisting of			
Current year profit/loss not allocated to members		466,815.34	0.00

# Avenell Superannuation Fund

## Operating Statement

For the year ended 30 June 2016

	Note	1995 \$	1994 \$
<b>Income</b>			
<b>Investment Income</b>			
Trust Distributions	9	82,042.24	0.00
Dividends Received	8	10,392.26	0.00
Interest Received		3,100.12	0.00
Other Investment Income		36.93	0.00
<b>Contribution Income</b>			
Employer Contributions		35,000.00	0.00
Personal Non Concessional		540,000.00	0.00
<b>Other Income</b>			
Interest Received ATO General Interest Charge		0.57	0.00
<b>Total Income</b>		<u>670,572.12</u>	<u>0.00</u>
<b>Expenses</b>			
Accountancy Fees		3,531.00	0.00
Administration Costs		1,166.00	0.00
ATO Supervisory Levy		259.00	0.00
Auditor's Remuneration		1,375.00	0.00
Bank Charges		80.50	0.00
Investment Expenses		5,293.41	0.00
<b>Member Payments</b>			
Pensions Paid		735,000.00	0.00
<b>Investment Losses</b>			
Changes in Market Values	10	40,790.28	0.00
<b>Total Expenses</b>		<u>787,495.19</u>	<u>0.00</u>
<b>Benefits accrued as a result of operations before income tax</b>			
Income Tax Expense	11	(116,923.07)	0.00
<b>Benefits accrued as a result of operations</b>		<u>(114,190.34)</u>	<u>0.00</u>

**Avenell Superannuation Fund**  
**Members Statement**

Robert Peter Avenell  
 5 Romano Court  
 Ormiston, Queensland, 4160, Australia

**Your Details**

Date of Birth : 25/01/1952  
 Age: 64  
 Tax File Number: Provided  
 Date Joined Fund: 12/12/1994  
 Service Period Start Date: 12/12/1994  
 Date Left Fund:  
 Member Code: AVEROB00001A  
 Account Start Date 12/12/1994  
 Account Type: Accumulation  
 Account Description: Accumulation

Nominated Beneficiaries N/A  
 Vested Benefits 591,651.68  
 Total Death Benefit 591,651.68

**Your Balance**

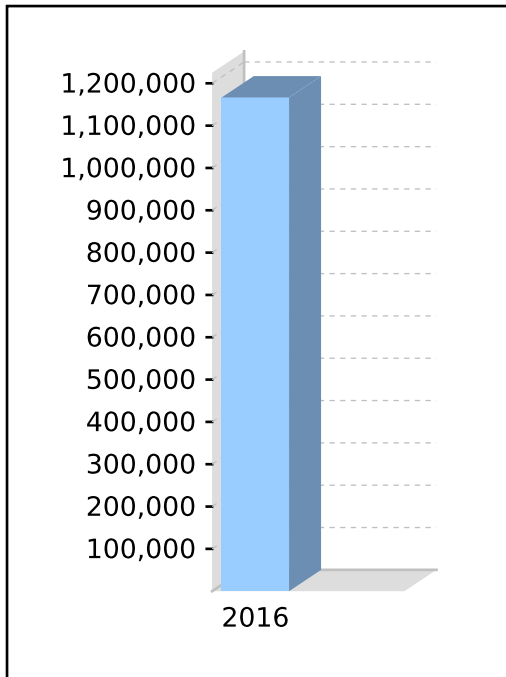
Total Benefits 591,651.68

Preservation Components  
 Preserved 591,651.68  
 Unrestricted Non Preserved  
 Restricted Non Preserved

Tax Components  
 Tax Free 590,102.54  
 Taxable 1,549.14

**Your Detailed Account Summary**

	This Year
Opening balance at 12/12/1994	591,651.68
<u>Increases to Member account during the period</u>	
Employer Contributions	35,000.00
Personal Contributions (Concessional)	
Personal Contributions (Non Concessional)	540,000.00
Government Co-Contributions	
Other Contributions	
Proceeds of Insurance Policies	
Transfers In	
Net Earnings	
Internal Transfer In	
<u>Decreases to Member account during the period</u>	
Pensions Paid	
Contributions Tax	
Income Tax	
No TFN Excess Contributions Tax	
Excess Contributions Tax	
Refund Excess Contributions	
Division 293 Tax	
Insurance Policy Premiums Paid	
Management Fees	
Member Expenses	
Benefits Paid/Transfers Out	
Superannuation Surcharge Tax	
Internal Transfer Out	
Closing balance at 30/06/2016	1,166,651.68



**Avenell Superannuation Fund**  
**Members Statement**

Robert Peter Avenell  
 5 Romano Court  
 Ormiston, Queensland, 4160, Australia

**Your Details**

Date of Birth : 25/01/1952  
 Age: 64  
 Tax File Number: Provided  
 Date Joined Fund: 12/12/1994  
 Service Period Start Date: 12/12/1994  
 Date Left Fund:  
 Member Code: AVEROB00002P  
 Account Start Date 30/06/2016  
 Account Type: Pension  
 Account Description: Account Based Pension

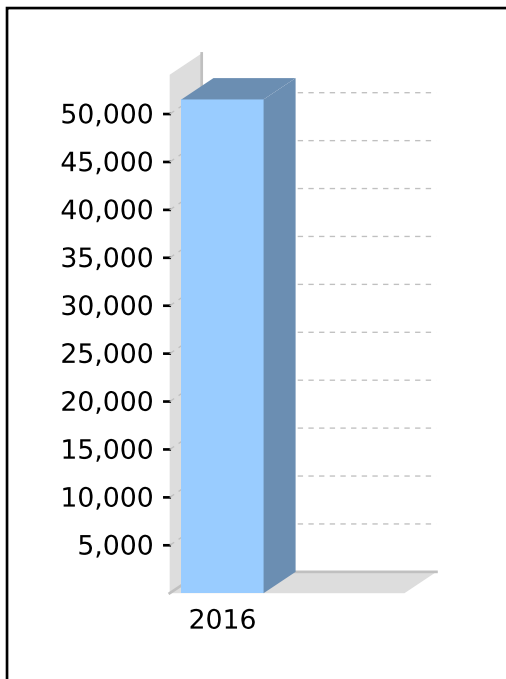
Nominated Beneficiaries N/A  
 Vested Benefits 51,525.07  
 Total Death Benefit 51,525.07

**Your Balance**

Total Benefits 51,525.07

Preservation Components  
 Preserved 31,864.79  
 Unrestricted Non Preserved 19,660.28  
 Restricted Non Preserved

Tax Components  
 Tax Free (92.22%) 3,011.07  
 Taxable 48,514.00



**Your Detailed Account Summary**

	This Year
Opening balance at 12/12/1994	51,525.07
<u>Increases to Member account during the period</u>	
Employer Contributions	
Personal Contributions (Concessional)	
Personal Contributions (Non Concessional)	
Government Co-Contributions	
Other Contributions	
Proceeds of Insurance Policies	
Transfers In	
Net Earnings	
Internal Transfer In	
<u>Decreases to Member account during the period</u>	
Pensions Paid	
Contributions Tax	
Income Tax	
No TFN Excess Contributions Tax	
Excess Contributions Tax	
Refund Excess Contributions	
Division 293 Tax	
Insurance Policy Premiums Paid	
Management Fees	
Member Expenses	
Benefits Paid/Transfers Out	
Superannuation Surcharge Tax	
Internal Transfer Out	
Closing balance at 30/06/2016	51,525.07

**Avenell Superannuation Fund**  
**Members Statement**

Robert Peter Avenell  
 5 Romano Court  
 Ormiston, Queensland, 4160, Australia

**Your Details**

Date of Birth : 25/01/1952  
 Age: 64  
 Tax File Number: Provided  
 Date Joined Fund: 12/12/1994  
 Service Period Start Date: 12/12/1994  
 Date Left Fund:  
 Member Code: AVEROB00004P  
 Account Start Date 30/06/2016  
 Account Type: Pension  
 Account Description: Account Based Pension 2

Nominated Beneficiaries N/A  
 Vested Benefits  
 Total Death Benefit

**Your Balance**

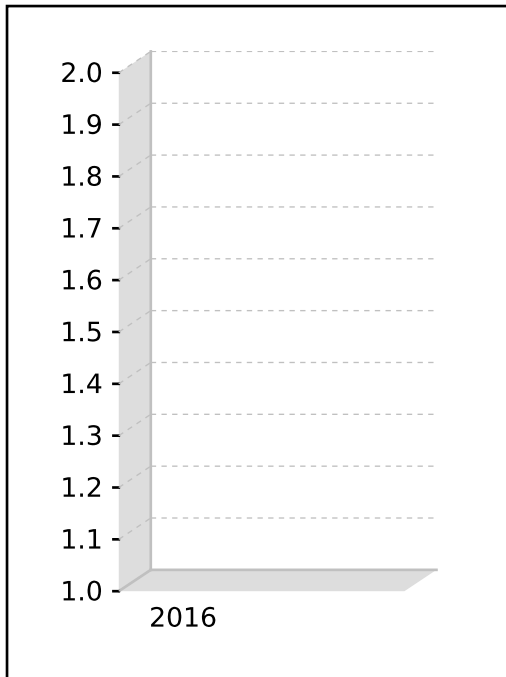
**Total Benefits**

Preservation Components

Preserved  
 Unrestricted Non Preserved  
 Restricted Non Preserved

Tax Components

Tax Free (97.30%)  
 Taxable



**Your Detailed Account Summary**

This Year

Opening balance at 12/12/1994

Increases to Member account during the period

Employer Contributions  
 Personal Contributions (Concessional)  
 Personal Contributions (Non Concessional)  
 Government Co-Contributions  
 Other Contributions  
 Proceeds of Insurance Policies  
 Transfers In  
 Net Earnings  
 Internal Transfer In

Decreases to Member account during the period

Pensions Paid  
 Contributions Tax  
 Income Tax  
 No TFN Excess Contributions Tax  
 Excess Contributions Tax  
 Refund Excess Contributions  
 Division 293 Tax  
 Insurance Policy Premiums Paid  
 Management Fees  
 Member Expenses  
 Benefits Paid/Transfers Out  
 Superannuation Surcharge Tax  
 Internal Transfer Out

Closing balance at 30/06/2016 0.00

**Avenell Superannuation Fund**  
**Members Statement**

Robert Peter Avenell  
 5 Romano Court  
 Ormiston, Queensland, 4160, Australia

**Your Details**

Date of Birth : 25/01/1952  
 Age: 64  
 Tax File Number: Provided  
 Date Joined Fund: 12/12/1994  
 Service Period Start Date: 12/12/1994  
 Date Left Fund:  
 Member Code: AVEROB00005P  
 Account Start Date 30/06/2016  
 Account Type: Pension  
 Account Description: Account Based Pension 3

Nominated Beneficiaries N/A  
 Vested Benefits  
 Total Death Benefit

**Your Balance**

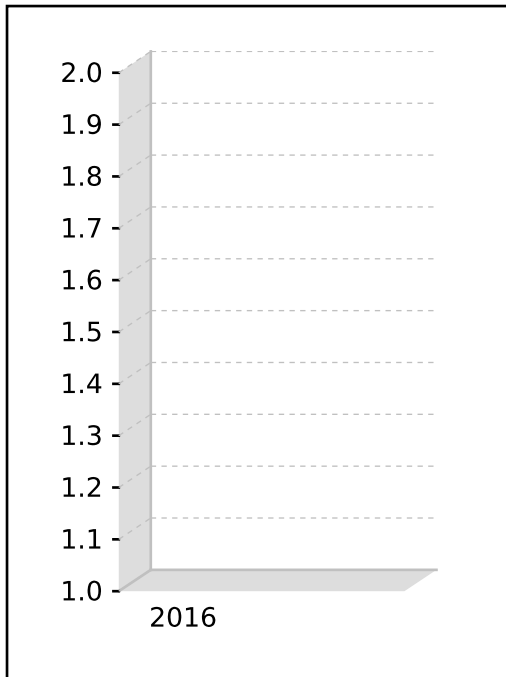
**Total Benefits**

Preservation Components

Preserved  
 Unrestricted Non Preserved  
 Restricted Non Preserved

Tax Components

Tax Free (0.00%)  
 Taxable



**Your Detailed Account Summary**

This Year

Opening balance at 12/12/1994

Increases to Member account during the period

Employer Contributions  
 Personal Contributions (Concessional)  
 Personal Contributions (Non Concessional)  
 Government Co-Contributions  
 Other Contributions  
 Proceeds of Insurance Policies  
 Transfers In  
 Net Earnings  
 Internal Transfer In

Decreases to Member account during the period

Pensions Paid  
 Contributions Tax  
 Income Tax  
 No TFN Excess Contributions Tax  
 Excess Contributions Tax  
 Refund Excess Contributions  
 Division 293 Tax  
 Insurance Policy Premiums Paid  
 Management Fees  
 Member Expenses  
 Benefits Paid/Transfers Out  
 Superannuation Surcharge Tax  
 Internal Transfer Out

Closing balance at 30/06/2016 0.00

**Avenell Superannuation Fund**  
**Members Statement**

Annette Avenell  
 5 Romano Court  
 Ormiston, Queensland, 4160, Australia

**Your Details**

Date of Birth : 24/06/1951  
 Age: 65  
 Tax File Number: Provided  
 Date Joined Fund: 12/12/1994  
 Service Period Start Date: 26/09/2002  
 Date Left Fund:  
 Member Code: AVEANN00001A  
 Account Start Date 12/12/1994  
 Account Type: Accumulation  
 Account Description: Accumulation


Nominated Beneficiaries N/A  
 Vested Benefits (546,590.16)  
 Total Death Benefit (546,590.16)

**Your Balance**

Total Benefits (546,590.16)

Preservation Components  
 Preserved (503,152.74)  
 Unrestricted Non Preserved (43,437.42)  
 Restricted Non Preserved

Tax Components  
 Tax Free (545,459.88)  
 Taxable (1,130.28)



**Your Detailed Account Summary**

	<b>This Year</b>
Opening balance at 12/12/1994	
<u>Increases to Member account during the period</u>	
Employer Contributions	
Personal Contributions (Concessional)	
Personal Contributions (Non Concessional)	
Government Co-Contributions	
Other Contributions	
Proceeds of Insurance Policies	
Transfers In	
Net Earnings	
Internal Transfer In	
<u>Decreases to Member account during the period</u>	
Pensions Paid	
Contributions Tax	
Income Tax	
No TFN Excess Contributions Tax	
Excess Contributions Tax	
Refund Excess Contributions	
Division 293 Tax	
Insurance Policy Premiums Paid	
Management Fees	
Member Expenses	
Benefits Paid/Transfers Out	
Superannuation Surcharge Tax	
Internal Transfer Out	546,590.16
Closing balance at 30/06/2016	(546,590.16)

**Avenell Superannuation Fund**  
**Members Statement**

Annette Avenell  
 5 Romano Court  
 Ormiston, Queensland, 4160, Australia

**Your Details**

Date of Birth : 24/06/1951  
 Age: 65  
 Tax File Number: Provided  
 Date Joined Fund: 12/12/1994  
 Service Period Start Date: 26/09/2002  
 Date Left Fund:  
 Member Code: AVEANN00002P  
 Account Start Date 30/06/2016  
 Account Type: Pension  
 Account Description: Account Based Pension

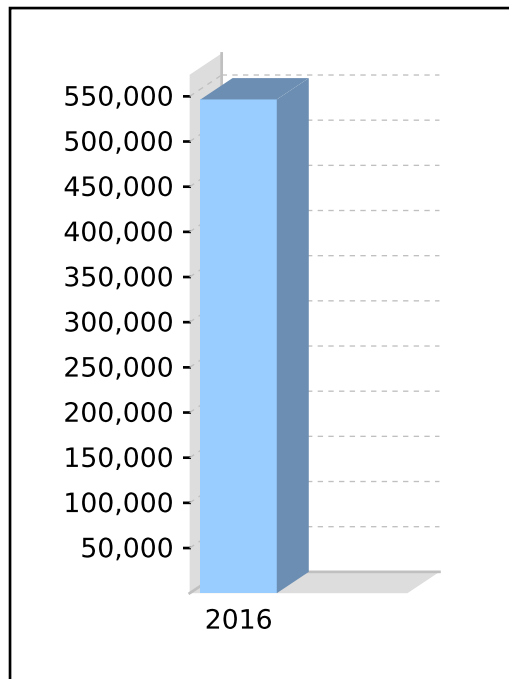
Nominated Beneficiaries N/A  
 Vested Benefits 546,590.16  
 Total Death Benefit 546,590.16

**Your Balance**

Total Benefits 546,590.16

Preservation Components  
 Preserved 503,152.74  
 Unrestricted Non Preserved 43,437.42  
 Restricted Non Preserved

Tax Components  
 Tax Free (99.79%) 545,459.88  
 Taxable 1,130.28



**Your Detailed Account Summary**

	This Year
Opening balance at 12/12/1994	
<u>Increases to Member account during the period</u>	
Employer Contributions	
Personal Contributions (Concessional)	
Personal Contributions (Non Concessional)	
Government Co-Contributions	
Other Contributions	
Proceeds of Insurance Policies	
Transfers In	
Net Earnings	
Internal Transfer In	546,590.16
<u>Decreases to Member account during the period</u>	
Pensions Paid	
Contributions Tax	
Income Tax	
No TFN Excess Contributions Tax	
Excess Contributions Tax	
Refund Excess Contributions	
Division 293 Tax	
Insurance Policy Premiums Paid	
Management Fees	
Member Expenses	
Benefits Paid/Transfers Out	
Superannuation Surcharge Tax	
Internal Transfer Out	
Closing balance at 30/06/2016	546,590.16



## Avenell Superannuation Fund

# Trustees Declaration

---

The trustees have determined that the fund is not a reporting entity and that the special purpose financial statements should be prepared in accordance with the accounting policies described in Note 1 to the financial statements.

The trustees declare that:

- (i) the financial statements and notes to the financial statements for the year ended 30 June 2016 present fairly, in all material respects, the financial position of the superannuation fund at 30 June 2016 and the results of its operations for the year ended on that date in accordance with the accounting policies described in Note 1 to the financial statements;
- (ii) the financial statements and notes to the financial statements have been prepared in accordance with the requirements of the trust deed; and
- (iii) the operation of the superannuation fund has been carried out in accordance with its trust deed and in compliance with the requirements of the Superannuation Industry (Supervision) Act 1993 and associated Regulations during the year ended 30 June 2016.

Signed in accordance with a resolution of the trustees by:

.....  
Robert Peter Avenell

Trustee

.....  
Annette Avenell

Trustee

Dated this ..... day of .....

# Avenell Superannuation Fund

## Investment Summary Report

As at 30 June 2016

Investment	Units	Market Price	Market Value	Average Cost	Accounting Cost	Unrealised Gain/(Loss)	Gain/(Loss)%	Portfolio Weight%
<b>Cash/Bank Accounts</b>								
CBA Direct Investment Account		405.130000	405.13	405.13	405.13			0.13 %
Heritage A/C 7512376		80,000.000000	80,000.00	80,000.00	80,000.00			24.89 %
Heritage Building Society Money Manager Account		286.770000	286.77	286.77	286.77			0.09 %
Heritage Building Society Online Saver Account		35,130.470000	35,130.47	35,130.47	35,130.47			10.93 %
Macquarie Cash Management Account		900.310000	900.31	900.31	900.31			0.28 %
			<b>116,722.68</b>		<b>116,722.68</b>		<b>0.00 %</b>	<b>36.32 %</b>
<b>Fixed Interest Securities (Australian)</b>								
TTSHA.AX Tatts Group \$100 Bonds	300.00	104.000000	31,200.00	100.00	30,000.00	1,200.00	4.00 %	9.71 %
			<b>31,200.00</b>		<b>30,000.00</b>	<b>1,200.00</b>	<b>4.00 %</b>	<b>9.71 %</b>
<b>Managed Investments (Australian)</b>								
AEWRAP.AX Asgard eWRAP	1.00	0.000000	0.00	754,706.52	754,706.52	(754,706.52)	(100.00) %	0.00 %
			<b>0.00</b>		<b>754,706.52</b>	<b>(754,706.52)</b>	<b>(100.00) %</b>	<b>0.00 %</b>
<b>Other Revaluations</b>								
Other Revaluations						(40,790.28)		
						<b>(40,790.28)</b>	<b>0.00 %</b>	<b>0.00 %</b>
<b>Shares in Listed Companies (Australian)</b>								
PDN.AX Paladin Energy Ltd	17,000.00	0.185000	3,145.00	2.57	43,679.80	(40,534.80)	(92.80) %	0.98 %
SXY.AX Senex Energy Limited	120,000.00	0.255000	30,600.00	0.37	44,612.40	(14,012.40)	(31.41) %	9.52 %
SUN.AX Suncorp Group Limited	9,609.00	12.180000	117,037.62	9.37	90,008.52	27,029.10	30.03 %	36.42 %
TTS.AX Tatts Group Limited	2,295.00	3.820000	8,766.90	0.46	1,060.00	7,706.90	727.07 %	2.73 %
TLS.AX Telstra Corporation Limited.	2,500.00	5.560000	13,900.00	3.32	8,306.64	5,593.36	67.34 %	4.33 %
			<b>173,449.52</b>		<b>187,667.36</b>	<b>(14,217.84)</b>	<b>(7.58) %</b>	<b>53.97 %</b>
			<b>321,372.20</b>		<b>1,089,096.56</b>	<b>(808,514.64)</b>	<b>(74.24) %</b>	<b>100.00 %</b>



Avenell Superannuation Fund

**Unrealised Capital Gains - Detailed**

As at 30 June 2016

Investment	Contract Date	Units	Cost	Tax Deferred /Depreciation	CGT Cost Base	Market Value	Projected Profit / (Loss)	Taxable Profit Indexation	Taxable Profit Discounted
<b>Cash/Bank Accounts</b>									
CBA Direct Investment Account									
			405.13	0.00	0.00	405.1300	0.00	0.00	0.00
			<b>405.13</b>	<b>0.00</b>	<b>0.00</b>	<b>405.1300</b>	<b>0.00</b>	<b>0.00</b>	<b>0.00</b>
Heritage Building Society Money Manager Account									
			286.77	0.00	0.00	286.7700	0.00	0.00	0.00
			<b>286.77</b>	<b>0.00</b>	<b>0.00</b>	<b>286.7700</b>	<b>0.00</b>	<b>0.00</b>	<b>0.00</b>
Heritage Building Society Online Saver Account									
			35,130.47	0.00	0.00	35,130.4700	0.00	0.00	0.00
			<b>35,130.47</b>	<b>0.00</b>	<b>0.00</b>	<b>35,130.4700</b>	<b>0.00</b>	<b>0.00</b>	<b>0.00</b>
Macquarie Cash Management Account									
			900.31	0.00	0.00	900.3100	0.00	0.00	0.00
			<b>900.31</b>	<b>0.00</b>	<b>0.00</b>	<b>900.3100</b>	<b>0.00</b>	<b>0.00</b>	<b>0.00</b>
			<b>36,722.68</b>	<b>0.00</b>	<b>0.00</b>	<b>36,722.6800</b>	<b>0.00</b>	<b>0.00</b>	<b>0.00</b>
<b>Cash/Bank Accounts</b>									
Heritage A/C 7512376									
			80,000.00	0.00	0.00	80,000.0000	0.00	0.00	0.00
			<b>80,000.00</b>	<b>0.00</b>	<b>0.00</b>	<b>80,000.0000</b>	<b>0.00</b>	<b>0.00</b>	<b>0.00</b>
			<b>80,000.00</b>	<b>0.00</b>	<b>0.00</b>	<b>80,000.0000</b>	<b>0.00</b>	<b>0.00</b>	<b>0.00</b>
<b>Fixed Interest Securities (Australian)</b>									
Tatts Group \$100 Bonds									
	22/06/2012	100.00	10,000.00	0.00	10,000.00	10,400.0000	400.00	0.00	266.67

Avenell Superannuation Fund

**Unrealised Capital Gains - Detailed**

As at 30 June 2016

Investment	Contract Date	Units	Cost	Tax Deferred /Depreciation	CGT Cost Base	Market Value	Projected Profit / (Loss)	Taxable Profit Indexation	Taxable Profit Discounted
<b>Fixed Interest Securities (Australian)</b>									
Tatts Group \$100 Bonds									
	23/06/2012	100.00	10,000.00	0.00	10,000.00	10,400.0000	400.00	0.00	266.67
	24/06/2012	100.00	10,000.00	0.00	10,000.00	10,400.0000	400.00	0.00	266.67
		<b>300.00</b>	<b>30,000.00</b>	<b>0.00</b>	<b>30,000.00</b>	<b>31,200.0000</b>	<b>1,200.00</b>	<b>0.00</b>	<b>800.00</b>
		<b>300.00</b>	<b>30,000.00</b>	<b>0.00</b>	<b>30,000.00</b>	<b>31,200.0000</b>	<b>1,200.00</b>	<b>0.00</b>	<b>800.00</b>
<b>Managed Investments (Australian)</b>									
Asgard eWRAP									
	23/09/2014	1.00	754,706.52	1,174.00	753,532.52	0.0000	(753,532.52)	0.00	0.00
		<b>1.00</b>	<b>754,706.52</b>	<b>1,174.00</b>	<b>753,532.52</b>	<b>0.0000</b>	<b>(753,532.52)</b>	<b>0.00</b>	<b>0.00</b>
		<b>1.00</b>	<b>754,706.52</b>	<b>1,174.00</b>	<b>753,532.52</b>	<b>0.0000</b>	<b>(753,532.52)</b>	<b>0.00</b>	<b>0.00</b>
<b>Shares in Listed Companies (Australian)</b>									
Paladin Energy Ltd									
	15/03/2005	9,000.00	10,109.95	0.00	10,109.95	1,665.0000	(8,444.95)	0.00	0.00
	18/05/2006	2,500.00	11,279.95	0.00	11,279.95	462.5000	(10,817.45)	0.00	0.00
	22/05/2006	3,000.00	13,169.95	0.00	13,169.95	555.0000	(12,614.95)	0.00	0.00
	29/01/2010	2,500.00	9,119.95	0.00	9,119.95	462.5000	(8,657.45)	0.00	0.00
		<b>17,000.00</b>	<b>43,679.80</b>	<b>0.00</b>	<b>43,679.80</b>	<b>3,145.0000</b>	<b>(40,534.80)</b>	<b>0.00</b>	<b>0.00</b>
Suncorp Group Limited									
	16/11/1998	1,800.00	9,843.79	0.00	9,843.79	21,924.0000	12,080.21	11,962.08	0.00
	14/01/1999	900.00	4,500.00	0.00	4,500.00	10,962.0000	6,462.00	6,403.50	0.00
	01/11/1999	600.00	4,920.00	0.00	4,920.00	7,308.0000	2,388.00	0.00	1,592.00

Avenell Superannuation Fund

**Unrealised Capital Gains - Detailed**

As at 30 June 2016

Investment	Contract Date	Units	Cost	Tax Deferred /Depreciation	CGT Cost Base	Market Value	Projected Profit /(Loss)	Taxable Profit Indexation	Taxable Profit Discounted
<b>Shares in Listed Companies (Australian)</b>									
Suncorp Group Limited									
	31/10/2001	315.00	4,202.10	0.00	4,202.10	3,836.7000	(365.40)	0.00	0.00
	13/12/2001	235.00	3,000.00	0.00	3,000.00	2,862.3000	(137.70)	0.00	0.00
	13/12/2001	235.00	3,000.00	0.00	3,000.00	2,862.3000	(137.70)	0.00	0.00
	31/12/2001	235.00	3,000.00	0.00	3,000.00	2,862.3000	(137.70)	0.00	0.00
	13/03/2009	314.00	1,413.00	0.00	1,413.00	3,824.5200	2,411.52	0.00	1,607.68
	13/03/2009	665.00	2,992.50	0.00	2,992.50	8,099.7000	5,107.20	0.00	3,404.80
	04/02/2010	747.00	7,014.33	0.00	7,014.33	9,098.4600	2,084.13	0.00	1,389.42
	01/10/2012	71.00	659.40	0.00	659.40	864.7800	205.38	0.00	136.92
	01/10/2012	180.00	1,658.30	0.00	1,658.30	2,192.4000	534.10	0.00	356.07
	02/04/2013	105.00	1,229.50	0.00	1,229.50	1,278.9000	49.40	0.00	32.93
	02/04/2013	42.00	488.75	0.00	488.75	511.5600	22.81	0.00	15.21
	15/08/2013	1,000.00	12,299.95	0.00	12,299.95	12,180.0000	(119.95)	0.00	0.00
	01/10/2013	198.00	2,511.50	0.00	2,511.50	2,411.6400	(99.86)	0.00	0.00
	01/10/2013	78.00	998.50	0.00	998.50	950.0400	(48.46)	0.00	0.00
	01/04/2014	59.00	726.25	0.00	726.25	718.6200	(7.63)	0.00	0.00
	01/04/2014	147.00	1,827.35	0.00	1,827.35	1,790.4600	(36.89)	0.00	0.00
	01/10/2014	256.00	3,757.60	0.00	3,757.60	3,118.0800	(639.52)	0.00	0.00
	01/10/2014	102.00	1,493.80	0.00	1,493.80	1,242.3600	(251.44)	0.00	0.00
	01/04/2015	157.00	2,137.12	0.00	2,137.12	1,912.2600	(224.86)	0.00	0.00
	01/04/2015	62.00	849.68	0.00	849.68	755.1600	(94.52)	0.00	0.00
	22/09/2015	224.00	2,890.50	0.00	2,890.50	2,728.3200	(162.18)	0.00	0.00
	22/09/2015	89.00	1,149.00	0.00	1,149.00	1,084.0200	(64.98)	0.00	0.00

Avenell Superannuation Fund

**Unrealised Capital Gains - Detailed**

As at 30 June 2016

Investment	Contract Date	Units	Cost	Tax Deferred /Depreciation	CGT Cost Base	Market Value	Projected Profit / (Loss)	Taxable Profit Indexation	Taxable Profit Discounted
<b>Shares in Listed Companies (Australian)</b>									
Suncorp Group Limited									
	01/04/2016	62.00	716.10	0.00	716.10	755.1600	39.06	0.00	0.00
	01/04/2016	155.00	1,801.50	0.00	1,801.50	1,887.9000	86.40	0.00	0.00
	30/06/2016	391.00	6,060.50	0.00	6,060.50	4,762.3800	(1,298.12)	0.00	0.00
	30/06/2016	185.00	2,867.50	0.00	2,867.50	2,253.3000	(614.20)	0.00	0.00
		<b>9,609.00</b>	<b>90,008.52</b>	<b>0.00</b>	<b>90,008.52</b>	<b>117,037.6200</b>	<b>27,029.10</b>	<b>18,365.58</b>	<b>8,535.03</b>
Senex Energy Limited									
	08/09/2004	10,000.00	3,319.95	0.00	3,319.95	2,550.0000	(769.95)	0.00	0.00
	22/10/2004	12,500.00	5,000.00	0.00	5,000.00	3,187.5000	(1,812.50)	0.00	0.00
	22/01/2010	5,625.00	1,406.25	0.00	1,406.25	1,434.3750	28.13	0.00	18.75
	28/01/2010	50,000.00	15,000.00	0.00	15,000.00	12,750.0000	(2,250.00)	0.00	0.00
	13/09/2011	21,875.00	7,656.25	0.00	7,656.25	5,578.1250	(2,078.13)	0.00	0.00
	26/02/2013	20,000.00	12,229.95	0.00	12,229.95	5,100.0000	(7,129.95)	0.00	0.00
		<b>120,000.00</b>	<b>44,612.40</b>	<b>0.00</b>	<b>44,612.40</b>	<b>30,600.0000</b>	<b>(14,012.40)</b>	<b>0.00</b>	<b>18.75</b>
Telstra Corporation Limited.									
	25/11/1997	1,000.00	3,300.00	0.00	3,300.00	5,560.0000	2,260.00	2,167.60	0.00
	24/08/2009	1,357.00	4,586.64	0.00	4,586.64	7,544.9200	2,958.28	0.00	1,972.19
	11/04/2011	143.00	420.00	0.00	420.00	795.0800	375.08	0.00	250.05
		<b>2,500.00</b>	<b>8,306.64</b>	<b>0.00</b>	<b>8,306.64</b>	<b>13,900.0000</b>	<b>5,593.36</b>	<b>2,167.60</b>	<b>2,222.24</b>
Tatts Group Limited									
	15/11/1999	2,295.00	1,060.00	0.00	1,060.00	8,766.9000	7,706.90	0.00	5,137.93
		<b>2,295.00</b>	<b>1,060.00</b>	<b>0.00</b>	<b>1,060.00</b>	<b>8,766.9000</b>	<b>7,706.90</b>	<b>0.00</b>	<b>5,137.93</b>

**Avenell Superannuation Fund**

**Unrealised Capital Gains - Detailed**

As at 30 June 2016

Investment	Contract Date	Units	Cost	Tax Deferred /Depreciation	CGT Cost Base	Market Value	Projected Profit /(Loss)	Taxable Profit Indexation	Taxable Profit Discounted
<b>Shares in Listed Companies (Australian)</b>									
		151,404.00	187,667.36	0.00	187,667.36	173,449.5200	(14,217.84)	20,533.18	15,913.95
			1,089,096.56	1,174.00	971,199.88	321,372.2000	(766,550.36)	20,533.18	16,713.95



## Avenell Superannuation Fund

# Trial Balance

As at 30 June 2016

Last Year	Code	Account Name	Units	Debits \$	Credits \$
	<b>23800</b>	<b>Distributions Received</b>			
	23800/AEWRAP.AX	Asgard eWRAP			82,042.24
	<b>23900</b>	<b>Dividends Received</b>			
	23900/SUN.AX	Suncorp Group Limited			7,357.10
	23900/TLS.AX	Telstra Corporation Limited.			775.00
	23900/TTS.AX	Tatts Group Limited			390.16
	23900/WBC.AX	Westpac Banking Corporation			1,870.00
	<b>24200</b>	<b>Contributions</b>			
	24200/AVEROB00001 A	(Contributions) Avenell, Robert Peter - Accumulation			575,000.00
	24700	Changes in Market Values of Investments		40,790.28	
	<b>25000</b>	<b>Interest Received</b>			
	25000/AEWRAP.AX	Asgard eWRAP			410.02
	25000/AVERO90	Heritage A/C 7512376			53.48
	25000/CDIACCOUNT	CBA Direct Investment Account			51.44
	25000/HBSMMACCOU NT	Heritage Building Society Money Manager Account			1.49
	25000/HBSOSACCOU NT	Heritage Building Society Online Saver Account			749.61
	25000/IDAMMARKET	ING Direct Australian Money Market			249.42
	25000/TTSHA.AX	Tatts Group \$100 Bonds			1,584.66
	25100	Interest Received ATO General Interest Charge			0.57
	<b>26500</b>	<b>Other Investment Income</b>			
	26500/MCMACCOUNT	Macquarie Cash Management Account			36.93
	30100	Accountancy Fees		3,531.00	
	30200	Administration Costs		1,166.00	
	30400	ATO Supervisory Levy		259.00	
	30700	Auditor's Remuneration		1,375.00	
	31500	Bank Charges		80.50	
	<b>37500</b>	<b>Investment Expenses</b>			
	37500/AEWRAP.AX	Asgard eWRAP		1,733.33	
	37500/TUPICOFFS	Tupicoffs		3,560.08	

## Avenell Superannuation Fund

# Trial Balance

As at 30 June 2016

Last Year	Code	Account Name	Units	Debits \$	Credits \$
	<b>41600</b>	<b>Pensions Paid</b>			
	41600/AVEANN00002 P	(Pensions Paid) Avenell, Annette - Pension (Account Based Pension 3)		22,000.00	
	41600/AVEROB00002 P	(Pensions Paid) Avenell, Robert Peter - Pension (Account Based Pension)		505,777.51	
	41600/AVEROB00004 P	(Pensions Paid) Avenell, Robert Peter - Pension (Account Based Pension 2)		184,174.37	
	41600/AVEROB00005 P	(Pensions Paid) Avenell, Robert Peter - Pension (Account Based Pension 3)		23,048.12	
	48500	Income Tax Expense			2,732.73
	49000	Profit/Loss Allocation Account			581,005.68
	<b>50010</b>	<b>Opening Balance</b>			
	50010/AVEROB00001 A	(Opening Balance) Avenell, Robert Peter - Accumulation			591,651.68
	50010/AVEROB00002 P	(Opening Balance) Avenell, Robert Peter - Pension (Account Based Pension)			51,525.07
	<b>56100</b>	<b>Internal Transfers In</b>			
	56100/AVEANN00002 P	(Internal Transfers In) Avenell, Annette - Pension (Account Based Pension)			546,590.16
	<b>57100</b>	<b>Internal Transfers Out</b>			
	57100/AVEANN00001 A	(Internal Transfers Out) Avenell, Annette - Accumulation		546,590.16	
	<b>60400</b>	<b>Bank Accounts</b>			
	60400/CDIACCOUNT	CBA Direct Investment Account		405.13	
	60400/HBSMMACCOU NT	Heritage Building Society Money Manager Account		286.77	
	60400/HBSOSACCOU NT	Heritage Building Society Online Saver Account		35,130.47	
	60400/MCMACCOUNT	Macquarie Cash Management Account		900.31	
	<b>60800</b>	<b>Term Deposits</b>			
	60800/AVERO90	Heritage A/C 7512376		80,000.00	
	<b>72400</b>	<b>Fixed Interest Securities (Australian)</b>			
	72400/TTSHA.AX	Tatts Group \$100 Bonds	300.0000	30,000.00	
	<b>74700</b>	<b>Managed Investments (Australian)</b>			
	74700/AEWRAP.AX	Asgard eWRAP	1.0000	785,161.97	
	<b>77600</b>	<b>Shares in Listed Companies (Australian)</b>			

## Avenell Superannuation Fund

# Trial Balance

As at 30 June 2016

Last Year	Code	Account Name	Units	Debits \$	Credits \$
	77600/PDN.AX	Paladin Energy Ltd	17,000.0000	3,145.00	
	77600/SUN.AX	Suncorp Group Limited	9,609.0000	117,037.62	
	77600/SXY.AX	Senex Energy Limited	120,000.0000	30,600.00	
	77600/TLS.AX	Telstra Corporation Limited.	2,500.0000	13,900.00	
	77600/TTS.AX	Tatts Group Limited	2,295.0000	8,766.90	
	85000	Income Tax Payable/Refundable		4,657.92	
				<b><u>2,444,077.44</u></b>	<b><u>2,444,077.44</u></b>

**Current Year Profit/(Loss): (116,923.07)**

Cannot generate SMSF Annual Return report. ERROR - You must Create Entries in SF360 in order to prepare the create entries report or any tax reports.