

Avenell Superannuation Fund
Statement of Financial Position

As at 30 June 2016

| | Note | 2016 \$ | 2015 \$ |
|--|------|---------------------|-------------|
| Assets | | | |
| Investments | | | |
| Fixed Interest Securities (Australian) | 2 | 31,200.00 | 0.00 |
| Fixed Interest Securities (Australian) - Unitised | 3 | 80,000.00 | 0.00 |
| Managed Investments (Australian) | 4 | 785,161.97 | 0.00 |
| Shares in Listed Companies (Australian) | 5 | 173,449.52 | 0.00 |
| Total Investments | | <u>1,069,811.49</u> | <u>0.00</u> |
| Other Assets | | | |
| CBA Direct Investment Account | | 405.13 | 0.00 |
| Heritage Building Society Money Manager Account | | 286.77 | 0.00 |
| Heritage Building Society Online Saver Account | | 35,130.47 | 0.00 |
| Macquarie Cash Management Account | | 900.31 | 0.00 |
| Distributions Receivable | | 75,065.75 | 0.00 |
| Dividends Receivable | | 53.48 | 0.00 |
| Asgard eWRAP | | 3,455.59 | 0.00 |
| Income Tax Refundable | | 4,657.92 | 0.00 |
| Total Other Assets | | <u>119,955.42</u> | <u>0.00</u> |
| Total Assets | | <u>1,189,766.91</u> | <u>0.00</u> |
| Net assets available to pay benefits | | <u>1,189,766.91</u> | <u>0.00</u> |
| Represented by: | | | |
| Liability for accrued benefits allocated to members' accounts | 6, 7 | | |
| Avenell, Robert Peter - Accumulation | | 591,651.68 | 0.00 |
| Avenell, Robert Peter - Pension (Account Based Pension) | | 51,525.07 | 0.00 |
| Avenell, Annette - Pension (Account Based Pension 3) | | 546,590.16 | 0.00 |
| Total Liability for accrued benefits allocated to members' accounts | | <u>1,189,766.91</u> | <u>0.00</u> |

Avenell Superannuation Fund

Operating Statement

For the year ended 30 June 2016

| | Note | 2016 \$ | 2015 \$ |
|---|------|---------------------|-------------|
| Income | | | |
| Investment Income | | | |
| Trust Distributions | 10 | 82,042.24 | 0.00 |
| Dividends Received | 9 | 10,392.26 | 0.00 |
| Interest Received | | 3,100.12 | 0.00 |
| Other Investment Income | | 36.93 | 0.00 |
| Contribution Income | | | |
| Employer Contributions | | 35,000.00 | 0.00 |
| Personal Non Concessional | | 540,000.00 | 0.00 |
| Other Income | | | |
| Interest Received ATO General Interest Charge | | 0.57 | 0.00 |
| Total Income | | <u>670,572.12</u> | <u>0.00</u> |
| Expenses | | | |
| Accountancy Fees | | 3,531.00 | 0.00 |
| Administration Costs | | 1,166.00 | 0.00 |
| ATO Supervisory Levy | | 259.00 | 0.00 |
| Auditor's Remuneration | | 1,375.00 | 0.00 |
| Bank Charges | | 80.50 | 0.00 |
| Investment Expenses | | 5,293.41 | 0.00 |
| Member Payments | | | |
| Pensions Paid | | 735,000.00 | 0.00 |
| Investment Losses | | | |
| Changes in Market Values | 11 | 40,790.28 | 0.00 |
| Total Expenses | | <u>787,495.19</u> | <u>0.00</u> |
| Benefits accrued as a result of operations before income tax | | | |
| Income Tax Expense | 12 | (116,923.07) | 0.00 |
| Benefits accrued as a result of operations | | <u>(114,190.34)</u> | <u>0.00</u> |

Avenell Superannuation Fund

Trustees Declaration

The trustees have determined that the fund is not a reporting entity and that the special purpose financial statements should be prepared in accordance with the accounting policies described in Note 1 to the financial statements.

The trustees declare that:

- (i) the financial statements and notes to the financial statements for the year ended 30 June 2016 present fairly, in all material respects, the financial position of the superannuation fund at 30 June 2016 and the results of its operations for the year ended on that date in accordance with the accounting policies described in Note 1 to the financial statements;
- (ii) the financial statements and notes to the financial statements have been prepared in accordance with the requirements of the trust deed; and
- (iii) the operation of the superannuation fund has been carried out in accordance with its trust deed and in compliance with the requirements of the Superannuation Industry (Supervision) Act 1993 and associated Regulations during the year ended 30 June 2016.

Signed in accordance with a resolution of the trustees by:

.....
Robert Peter Avenell

Trustee

.....
Annette Avenell

Trustee

Dated this day of

Avenell Superannuation Fund

Members Summary Report

As at 30 June 2016

| Opening Balance | Increases | | | | Decreases | | | | | | Closing Balance |
|---|---------------|--------------|--------------|--------------------|---------------|-------------------|-------------|------------------------------|--------------------|-----------------|---------------------|
| | Contributions | Transfers In | Net Earnings | Insurance Proceeds | Pensions Paid | Contributions Tax | Taxes Paid | Benefits Paid/ Transfers Out | Insurance Premiums | Member Expenses | |
| Robert Peter Avenell (Age: 64) | | | | | | | | | | | |
| AVEROB00001A - Accumulation | | | | | | | | | | | |
| 591,651.68 | 0.00 | 0.00 | 0.00 | 0.00 | 0.00 | 0.00 | 0.00 | 0.00 | 0.00 | 0.00 | 591,651.68 |
| AVEROB00002P - Account Based Pension - Tax Free: 92.22% | | | | | | | | | | | |
| 51,525.07 | 0.00 | 0.00 | 0.00 | 0.00 | 0.00 | 0.00 | 0.00 | 0.00 | 0.00 | 0.00 | 51,525.07 |
| AVEROB00004P - Account Based Pension 2 - Tax Free: 97.30% | | | | | | | | | | | |
| 0.00 | 0.00 | 0.00 | 0.00 | 0.00 | 0.00 | 0.00 | 0.00 | 0.00 | 0.00 | 0.00 | 0.00 |
| AVEROB00005P - Account Based Pension 3 - Tax Free: 0.00% | | | | | | | | | | | |
| 0.00 | 0.00 | 0.00 | 0.00 | 0.00 | 0.00 | 0.00 | 0.00 | 0.00 | 0.00 | 0.00 | 0.00 |
| 643,176.75 | 0.00 | 0.00 | 0.00 | 0.00 | 0.00 | 0.00 | 0.00 | 0.00 | 0.00 | 0.00 | 643,176.75 |
| Annette Avenell (Age: 65) | | | | | | | | | | | |
| AVEANN00001A - Accumulation | | | | | | | | | | | |
| 0.00 | 0.00 | 0.00 | 0.00 | 0.00 | 0.00 | 0.00 | 0.00 | 0.00 | 0.00 | 0.00 | 0.00 |
| AVEANN00002P - Account Based Pension 3 - Tax Free: 99.79% | | | | | | | | | | | |
| 546,590.16 | 0.00 | 0.00 | 0.00 | 0.00 | 0.00 | 0.00 | 0.00 | 0.00 | 0.00 | 0.00 | 546,590.16 |
| 546,590.16 | 0.00 | 0.00 | 0.00 | 0.00 | 0.00 | 0.00 | 0.00 | 0.00 | 0.00 | 0.00 | 546,590.16 |
| 1,189,766.91 | 0.00 | 0.00 | 0.00 | 0.00 | 0.00 | 0.00 | 0.00 | 0.00 | 0.00 | 0.00 | 1,189,766.91 |

Avenell Superannuation Fund
Members Statement

Robert Peter Avenell
 5 Romano Court
 Ormiston, Queensland, 4160, Australia

Your Details

Date of Birth : 25/01/1952
 Age: 64
 Tax File Number: Provided
 Date Joined Fund: 12/12/1994
 Service Period Start Date: 12/12/1994
 Date Left Fund:
 Member Code: AVEROB00001A
 Account Start Date 12/12/1994
 Account Type: Accumulation
 Account Description: Accumulation

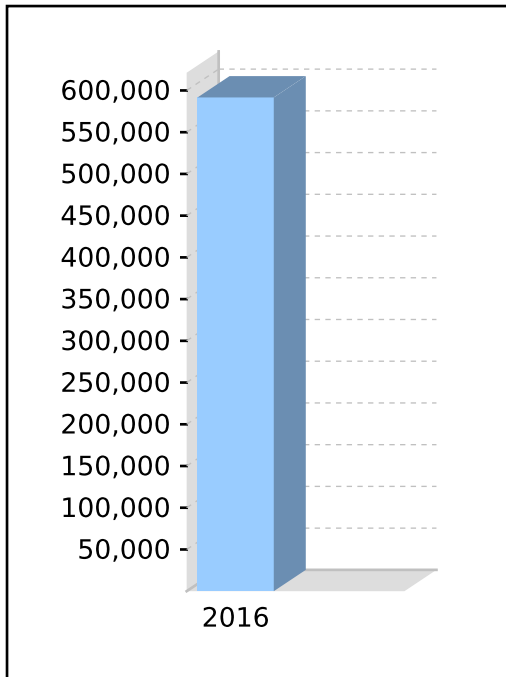
Nominated Beneficiaries N/A
 Vested Benefits 591,651.68
 Total Death Benefit 591,651.68

Your Balance

Total Benefits 591,651.68

Preservation Components
 Preserved 591,651.68
 Unrestricted Non Preserved
 Restricted Non Preserved

Tax Components
 Tax Free 590,102.54
 Taxable 1,549.14



Your Detailed Account Summary

| | This Year |
|--|------------|
| Opening balance at 01/07/2015 | 591,651.68 |
| <u>Increases to Member account during the period</u> | |
| Employer Contributions | |
| Personal Contributions (Concessional) | |
| Personal Contributions (Non Concessional) | |
| Government Co-Contributions | |
| Other Contributions | |
| Proceeds of Insurance Policies | |
| Transfers In | |
| Net Earnings | |
| Internal Transfer In | |
| <u>Decreases to Member account during the period</u> | |
| Pensions Paid | |
| Contributions Tax | |
| Income Tax | |
| No TFN Excess Contributions Tax | |
| Excess Contributions Tax | |
| Refund Excess Contributions | |
| Division 293 Tax | |
| Insurance Policy Premiums Paid | |
| Management Fees | |
| Member Expenses | |
| Benefits Paid/Transfers Out | |
| Superannuation Surcharge Tax | |
| Internal Transfer Out | |
| Closing balance at 30/06/2016 | 591,651.68 |

Avenell Superannuation Fund
Members Statement

Robert Peter Avenell
 5 Romano Court
 Ormiston, Queensland, 4160, Australia

Your Details

Date of Birth : 25/01/1952
 Age: 64
 Tax File Number: Provided
 Date Joined Fund: 12/12/1994
 Service Period Start Date: 12/12/1994
 Date Left Fund:
 Member Code: AVEROB00002P
 Account Start Date 01/07/2015
 Account Type: Pension
 Account Description: Account Based Pension

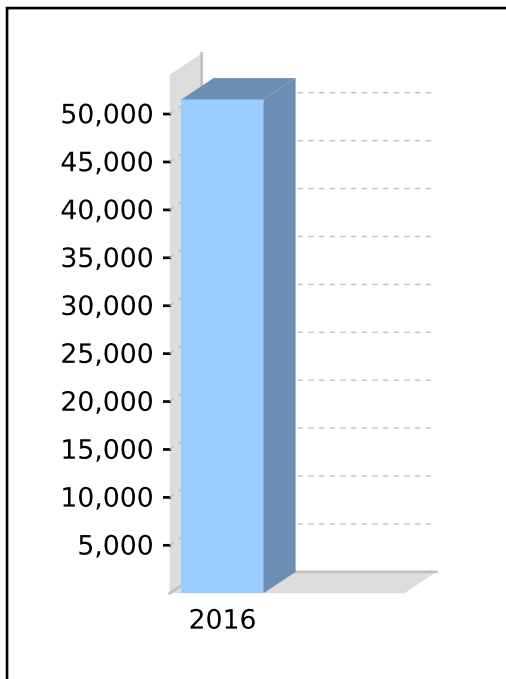
Nominated Beneficiaries N/A
 Vested Benefits 51,525.07
 Total Death Benefit 51,525.07

Your Balance

Total Benefits 51,525.07

Preservation Components
 Preserved 31,864.79
 Unrestricted Non Preserved 19,660.28
 Restricted Non Preserved

Tax Components
 Tax Free (92.22%) 3,011.07
 Taxable 48,514.00



Your Detailed Account Summary

| | This Year |
|--|-----------|
| Opening balance at 01/07/2015 | 51,525.07 |
| <u>Increases to Member account during the period</u> | |
| Employer Contributions | |
| Personal Contributions (Concessional) | |
| Personal Contributions (Non Concessional) | |
| Government Co-Contributions | |
| Other Contributions | |
| Proceeds of Insurance Policies | |
| Transfers In | |
| Net Earnings | |
| Internal Transfer In | |
| <u>Decreases to Member account during the period</u> | |
| Pensions Paid | |
| Contributions Tax | |
| Income Tax | |
| No TFN Excess Contributions Tax | |
| Excess Contributions Tax | |
| Refund Excess Contributions | |
| Division 293 Tax | |
| Insurance Policy Premiums Paid | |
| Management Fees | |
| Member Expenses | |
| Benefits Paid/Transfers Out | |
| Superannuation Surcharge Tax | |
| Internal Transfer Out | |
| Closing balance at 30/06/2016 | 51,525.07 |

Avenell Superannuation Fund
Members Statement

Robert Peter Avenell
 5 Romano Court
 Ormiston, Queensland, 4160, Australia

Your Details

Date of Birth : 25/01/1952
 Age: 64
 Tax File Number: Provided
 Date Joined Fund: 12/12/1994
 Service Period Start Date: 12/12/1994
 Date Left Fund:
 Member Code: AVEROB00004P
 Account Start Date 01/07/2015
 Account Type: Pension
 Account Description: Account Based Pension 2

Nominated Beneficiaries N/A
 Vested Benefits
 Total Death Benefit

Your Balance

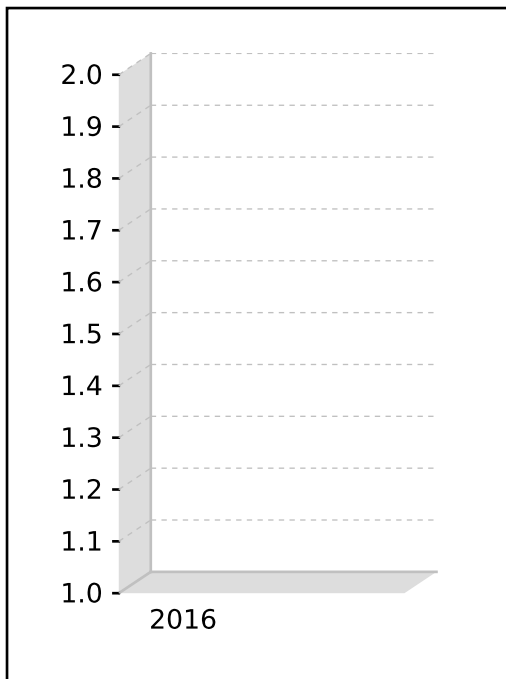
Total Benefits

Preservation Components

Preserved
 Unrestricted Non Preserved
 Restricted Non Preserved

Tax Components

Tax Free (97.30%)
 Taxable



Your Detailed Account Summary

This Year

Opening balance at 01/07/2015

Increases to Member account during the period

Employer Contributions
 Personal Contributions (Concessional)
 Personal Contributions (Non Concessional)
 Government Co-Contributions
 Other Contributions
 Proceeds of Insurance Policies
 Transfers In
 Net Earnings
 Internal Transfer In

Decreases to Member account during the period

Pensions Paid
 Contributions Tax
 Income Tax
 No TFN Excess Contributions Tax
 Excess Contributions Tax
 Refund Excess Contributions
 Division 293 Tax
 Insurance Policy Premiums Paid
 Management Fees
 Member Expenses
 Benefits Paid/Transfers Out
 Superannuation Surcharge Tax
 Internal Transfer Out

Closing balance at 30/06/2016 0.00

Avenell Superannuation Fund
Members Statement

Robert Peter Avenell
 5 Romano Court
 Ormiston, Queensland, 4160, Australia

Your Details

Date of Birth : 25/01/1952
 Age: 64
 Tax File Number: Provided
 Date Joined Fund: 12/12/1994
 Service Period Start Date: 12/12/1994
 Date Left Fund:
 Member Code: AVEROB00005P
 Account Start Date 01/07/2015
 Account Type: Pension
 Account Description: Account Based Pension 3

Nominated Beneficiaries N/A
 Vested Benefits
 Total Death Benefit

Your Balance

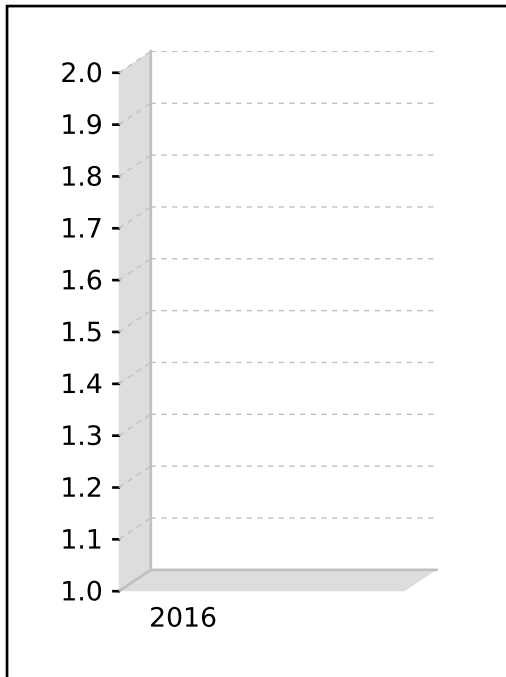
Total Benefits

Preservation Components

Preserved
 Unrestricted Non Preserved
 Restricted Non Preserved

Tax Components

Tax Free (0.00%)
 Taxable



Your Detailed Account Summary

This Year

Opening balance at 01/07/2015

Increases to Member account during the period

Employer Contributions
 Personal Contributions (Concessional)
 Personal Contributions (Non Concessional)
 Government Co-Contributions
 Other Contributions
 Proceeds of Insurance Policies
 Transfers In
 Net Earnings
 Internal Transfer In

Decreases to Member account during the period

Pensions Paid
 Contributions Tax
 Income Tax
 No TFN Excess Contributions Tax
 Excess Contributions Tax
 Refund Excess Contributions
 Division 293 Tax
 Insurance Policy Premiums Paid
 Management Fees
 Member Expenses
 Benefits Paid/Transfers Out
 Superannuation Surcharge Tax
 Internal Transfer Out

Closing balance at 30/06/2016 0.00

Avenell Superannuation Fund
Members Statement

Annette Avenell
 5 Romano Court
 Ormiston, Queensland, 4160, Australia

Your Details

Date of Birth : 24/06/1951
 Age: 65
 Tax File Number: Provided
 Date Joined Fund: 12/12/1994
 Service Period Start Date: 26/09/2002
 Date Left Fund:
 Member Code: AVEANN00001A
 Account Start Date 12/12/1994
 Account Type: Accumulation
 Account Description: Accumulation


Nominated Beneficiaries N/A
 Vested Benefits
 Total Death Benefit

Your Balance

Total Benefits

Preservation Components
 Preserved
 Unrestricted Non Preserved
 Restricted Non Preserved

Tax Components
 Tax Free
 Taxable



Your Detailed Account Summary

This Year

Opening balance at 01/07/2015

Increases to Member account during the period
 Employer Contributions
 Personal Contributions (Concessional)
 Personal Contributions (Non Concessional)
 Government Co-Contributions
 Other Contributions
 Proceeds of Insurance Policies
 Transfers In
 Net Earnings
 Internal Transfer In

Decreases to Member account during the period
 Pensions Paid
 Contributions Tax
 Income Tax
 No TFN Excess Contributions Tax
 Excess Contributions Tax
 Refund Excess Contributions
 Division 293 Tax
 Insurance Policy Premiums Paid
 Management Fees
 Member Expenses
 Benefits Paid/Transfers Out
 Superannuation Surcharge Tax
 Internal Transfer Out

Closing balance at 30/06/2016 0.00

Avenell Superannuation Fund
Members Statement

Annette Avenell
 5 Romano Court
 Ormiston, Queensland, 4160, Australia

Your Details

Date of Birth : 24/06/1951
 Age: 65
 Tax File Number: Provided
 Date Joined Fund: 12/12/1994
 Service Period Start Date: 26/09/2002
 Date Left Fund:
 Member Code: AVEANN00002P
 Account Start Date 01/07/2015
 Account Type: Pension
 Account Description: Account Based Pension 3

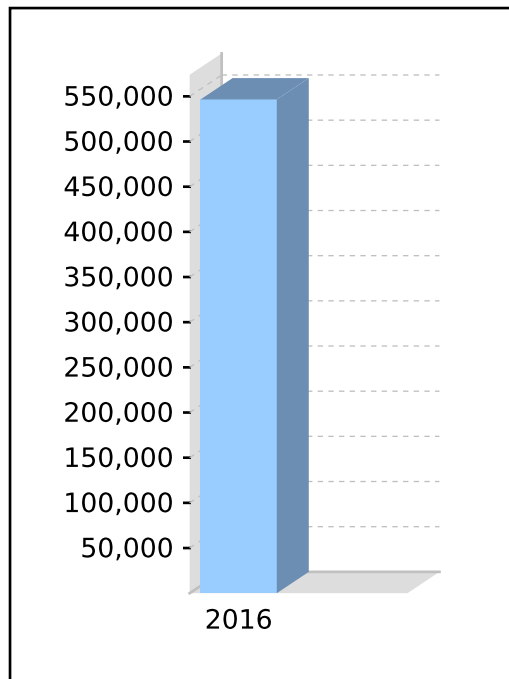
Nominated Beneficiaries N/A
 Vested Benefits 546,590.16
 Total Death Benefit 546,590.16

Your Balance

Total Benefits 546,590.16

Preservation Components
 Preserved 503,152.74
 Unrestricted Non Preserved 43,437.42
 Restricted Non Preserved

Tax Components
 Tax Free (99.79%) 545,459.88
 Taxable 1,130.28



Your Detailed Account Summary

| | This Year |
|--|------------|
| Opening balance at 01/07/2015 | 546,590.16 |
| <u>Increases to Member account during the period</u> | |
| Employer Contributions | |
| Personal Contributions (Concessional) | |
| Personal Contributions (Non Concessional) | |
| Government Co-Contributions | |
| Other Contributions | |
| Proceeds of Insurance Policies | |
| Transfers In | |
| Net Earnings | |
| Internal Transfer In | |
| <u>Decreases to Member account during the period</u> | |
| Pensions Paid | |
| Contributions Tax | |
| Income Tax | |
| No TFN Excess Contributions Tax | |
| Excess Contributions Tax | |
| Refund Excess Contributions | |
| Division 293 Tax | |
| Insurance Policy Premiums Paid | |
| Management Fees | |
| Member Expenses | |
| Benefits Paid/Transfers Out | |
| Superannuation Surcharge Tax | |
| Internal Transfer Out | |
| Closing balance at 30/06/2016 | 546,590.16 |

Avenell Superannuation Fund

Investment Summary Report

As at 30 June 2016

| Investment | Units | Market Price | Market Value | Average Cost | Accounting Cost | Unrealised Gain/(Loss) | Gain/(Loss)% | Portfolio Weight% |
|---|------------|----------------|-------------------|--------------|-------------------|------------------------|-----------------|-------------------|
| Cash/Bank Accounts | | | | | | | | |
| Asgard eWRAP | | 3,455.590000 | 3,455.59 | 3,455.59 | 3,455.59 | | | 0.31 % |
| CBA Direct Investment Account | | 405.130000 | 405.13 | 405.13 | 405.13 | | | 0.04 % |
| Heritage Building Society Money Manager Account | | 286.770000 | 286.77 | 286.77 | 286.77 | | | 0.03 % |
| Heritage Building Society Online Saver Account | | 35,130.470000 | 35,130.47 | 35,130.47 | 35,130.47 | | | 3.16 % |
| Macquarie Cash Management Account | | 900.310000 | 900.31 | 900.31 | 900.31 | | | 0.08 % |
| | | | 40,178.27 | | 40,178.27 | | 0.00 % | 3.62 % |
| Fixed Interest Securities (Australian) | | | | | | | | |
| TTS.AX Tatts Group \$100 Bonds | 300.00 | 104.000000 | 31,200.00 | 100.00 | 30,000.00 | 1,200.00 | 4.00 % | 2.81 % |
| | | | 31,200.00 | | 30,000.00 | 1,200.00 | 4.00 % | 2.81 % |
| Fixed Interest Securities (Australian) - Unithised | | | | | | | | |
| AVERO90_A. Heritage Building Society Term Deposits | 1.00 | 80,000.000000 | 80,000.00 | 80,000.00 | 80,000.00 | 0.00 | 0.00 % | 7.21 % |
| | | | 80,000.00 | | 80,000.00 | 0.00 | 0.00 % | 7.21 % |
| Managed Investments (Australian) | | | | | | | | |
| AEWRAP.AX Asgard eWRAP | 1.00 | 785,161.970000 | 785,161.97 | 755,880.52 | 755,880.52 | 29,281.45 | 3.87 % | 70.74 % |
| | | | 785,161.97 | | 755,880.52 | 29,281.45 | 3.87 % | 70.74 % |
| Other Revaluations | | | | | | | | |
| Other Revaluations | | | | | | (40,790.28) | | |
| | | | | | | (40,790.28) | 0.00 % | 0.00 % |
| Shares in Listed Companies (Australian) | | | | | | | | |
| PDN.AX Paladin Energy Ltd | 17,000.00 | 0.185000 | 3,145.00 | 2.57 | 43,679.80 | (40,534.80) | (92.80) % | 0.28 % |
| SXY.AX Senex Energy Limited | 120,000.00 | 0.255000 | 30,600.00 | 0.37 | 44,612.40 | (14,012.40) | (31.41) % | 2.76 % |
| SUN.AX Suncorp Group Limited | 9,609.00 | 12.180000 | 117,037.62 | 9.37 | 90,008.52 | 27,029.10 | 30.03 % | 10.54 % |
| TTS.AX Tatts Group Limited | 2,295.00 | 3.820000 | 8,766.90 | 0.46 | 1,060.00 | 7,706.90 | 727.07 % | 0.79 % |
| TLS.AX Telstra Corporation Limited. | 2,500.00 | 5.560000 | 13,900.00 | 3.32 | 8,306.64 | 5,593.36 | 67.34 % | 1.25 % |
| | | | 173,449.52 | | 187,667.36 | (14,217.84) | (7.58) % | 15.63 % |

1,109,989.76

1,093,726.15

(24,526.67)

(2.24) %

100.00 %

Avenell Superannuation Fund

Unrealised Capital Gains - Detailed

As at 30 June 2016

| Investment | Contract Date | Units | Cost | Tax Deferred /Depreciation | CGT Cost Base | Market Value | Projected Profit / (Loss) | Taxable Profit Indexation | Taxable Profit Discounted |
|---|---------------|--------|------------------|----------------------------|---------------|--------------------|---------------------------|---------------------------|---------------------------|
| Cash/Bank Accounts | | | | | | | | | |
| Asgard eWRAP | | | | | | | | | |
| | | | 3,455.59 | 0.00 | 0.00 | 3,455.5900 | 0.00 | 0.00 | 0.00 |
| | | | 3,455.59 | 0.00 | 0.00 | 3,455.5900 | 0.00 | 0.00 | 0.00 |
| CBA Direct Investment Account | | | | | | | | | |
| | | | 405.13 | 0.00 | 0.00 | 405.1300 | 0.00 | 0.00 | 0.00 |
| | | | 405.13 | 0.00 | 0.00 | 405.1300 | 0.00 | 0.00 | 0.00 |
| Heritage Building Society Money Manager Account | | | | | | | | | |
| | | | 286.77 | 0.00 | 0.00 | 286.7700 | 0.00 | 0.00 | 0.00 |
| | | | 286.77 | 0.00 | 0.00 | 286.7700 | 0.00 | 0.00 | 0.00 |
| Heritage Building Society Online Saver Account | | | | | | | | | |
| | | | 35,130.47 | 0.00 | 0.00 | 35,130.4700 | 0.00 | 0.00 | 0.00 |
| | | | 35,130.47 | 0.00 | 0.00 | 35,130.4700 | 0.00 | 0.00 | 0.00 |
| Macquarie Cash Management Account | | | | | | | | | |
| | | | 900.31 | 0.00 | 0.00 | 900.3100 | 0.00 | 0.00 | 0.00 |
| | | | 900.31 | 0.00 | 0.00 | 900.3100 | 0.00 | 0.00 | 0.00 |
| | | | 40,178.27 | 0.00 | 0.00 | 40,178.2700 | 0.00 | 0.00 | 0.00 |
| Fixed Interest Securities (Australian) | | | | | | | | | |
| Tatts Group \$100 Bonds | | | | | | | | | |
| | 22/06/2012 | 100.00 | 10,000.00 | 0.00 | 10,000.00 | 10,400.0000 | 400.00 | 0.00 | 266.67 |
| | 23/06/2012 | 100.00 | 10,000.00 | 0.00 | 10,000.00 | 10,400.0000 | 400.00 | 0.00 | 266.67 |
| | 24/06/2012 | 100.00 | 10,000.00 | 0.00 | 10,000.00 | 10,400.0000 | 400.00 | 0.00 | 266.67 |

Avenell Superannuation Fund

Unrealised Capital Gains - Detailed

As at 30 June 2016

| Investment | Contract Date | Units | Cost | Tax Deferred /Depreciation | CGT Cost Base | Market Value | Projected Profit / (Loss) | Taxable Profit Indexation | Taxable Profit Discounted |
|--|---------------|-----------|------------|----------------------------|---------------|--------------|---------------------------|---------------------------|---------------------------|
| Fixed Interest Securities (Australian) | | | | | | | | | |
| Tatts Group \$100 Bonds | | | | | | | | | |
| | | 300.00 | 30,000.00 | 0.00 | 30,000.00 | 31,200.0000 | 1,200.00 | 0.00 | 800.00 |
| | | 300.00 | 30,000.00 | 0.00 | 30,000.00 | 31,200.0000 | 1,200.00 | 0.00 | 800.00 |
| Fixed Interest Securities (Australian) - Unitised | | | | | | | | | |
| Heritage Building Society Term Deposits | | | | | | | | | |
| | 22/06/2016 | 1.00 | 80,000.00 | 0.00 | 80,000.00 | 80,000.0000 | 0.00 | 0.00 | 0.00 |
| | | 1.00 | 80,000.00 | 0.00 | 80,000.00 | 80,000.0000 | 0.00 | 0.00 | 0.00 |
| | | 1.00 | 80,000.00 | 0.00 | 80,000.00 | 80,000.0000 | 0.00 | 0.00 | 0.00 |
| Managed Investments (Australian) | | | | | | | | | |
| Asgard eWRAP | | | | | | | | | |
| | 23/09/2014 | 1.00 | 755,880.52 | 1,174.00 | 754,706.52 | 785,161.9700 | 30,455.45 | 0.00 | 20,303.63 |
| | | 1.00 | 755,880.52 | 1,174.00 | 754,706.52 | 785,161.9700 | 30,455.45 | 0.00 | 20,303.63 |
| | | 1.00 | 755,880.52 | 1,174.00 | 754,706.52 | 785,161.9700 | 30,455.45 | 0.00 | 20,303.63 |
| Shares in Listed Companies (Australian) | | | | | | | | | |
| Paladin Energy Ltd | | | | | | | | | |
| | 15/03/2005 | 9,000.00 | 10,109.95 | 0.00 | 10,109.95 | 1,665.0000 | (8,444.95) | 0.00 | 0.00 |
| | 18/05/2006 | 2,500.00 | 11,279.95 | 0.00 | 11,279.95 | 462.5000 | (10,817.45) | 0.00 | 0.00 |
| | 22/05/2006 | 3,000.00 | 13,169.95 | 0.00 | 13,169.95 | 555.0000 | (12,614.95) | 0.00 | 0.00 |
| | 29/01/2010 | 2,500.00 | 9,119.95 | 0.00 | 9,119.95 | 462.5000 | (8,657.45) | 0.00 | 0.00 |
| | | 17,000.00 | 43,679.80 | 0.00 | 43,679.80 | 3,145.0000 | (40,534.80) | 0.00 | 0.00 |
| Suncorp Group Limited | | | | | | | | | |

Avenell Superannuation Fund

Unrealised Capital Gains - Detailed

As at 30 June 2016

| Investment | Contract Date | Units | Cost | Tax Deferred /Depreciation | CGT Cost Base | Market Value | Projected Profit / (Loss) | Taxable Profit Indexation | Taxable Profit Discounted |
|--|---------------|----------|-----------|----------------------------|---------------|--------------|---------------------------|---------------------------|---------------------------|
| Shares in Listed Companies (Australian) | | | | | | | | | |
| Suncorp Group Limited | | | | | | | | | |
| | 16/11/1998 | 1,800.00 | 9,843.79 | 0.00 | 9,843.79 | 21,924.0000 | 12,080.21 | 11,962.08 | 0.00 |
| | 14/01/1999 | 900.00 | 4,500.00 | 0.00 | 4,500.00 | 10,962.0000 | 6,462.00 | 6,403.50 | 0.00 |
| | 01/11/1999 | 600.00 | 4,920.00 | 0.00 | 4,920.00 | 7,308.0000 | 2,388.00 | 0.00 | 1,592.00 |
| | 31/10/2001 | 315.00 | 4,202.10 | 0.00 | 4,202.10 | 3,836.7000 | (365.40) | 0.00 | 0.00 |
| | 13/12/2001 | 235.00 | 3,000.00 | 0.00 | 3,000.00 | 2,862.3000 | (137.70) | 0.00 | 0.00 |
| | 13/12/2001 | 235.00 | 3,000.00 | 0.00 | 3,000.00 | 2,862.3000 | (137.70) | 0.00 | 0.00 |
| | 31/12/2001 | 235.00 | 3,000.00 | 0.00 | 3,000.00 | 2,862.3000 | (137.70) | 0.00 | 0.00 |
| | 02/04/2007 | 391.00 | 6,060.50 | 0.00 | 6,060.50 | 4,762.3800 | (1,298.12) | 0.00 | 0.00 |
| | 02/04/2007 | 185.00 | 2,867.50 | 0.00 | 2,867.50 | 2,253.3000 | (614.20) | 0.00 | 0.00 |
| | 13/03/2009 | 665.00 | 2,992.50 | 0.00 | 2,992.50 | 8,099.7000 | 5,107.20 | 0.00 | 3,404.80 |
| | 13/03/2009 | 314.00 | 1,413.00 | 0.00 | 1,413.00 | 3,824.5200 | 2,411.52 | 0.00 | 1,607.68 |
| | 04/02/2010 | 747.00 | 7,014.33 | 0.00 | 7,014.33 | 9,098.4600 | 2,084.13 | 0.00 | 1,389.42 |
| | 01/10/2012 | 71.00 | 659.40 | 0.00 | 659.40 | 864.7800 | 205.38 | 0.00 | 136.92 |
| | 01/10/2012 | 180.00 | 1,658.30 | 0.00 | 1,658.30 | 2,192.4000 | 534.10 | 0.00 | 356.07 |
| | 02/04/2013 | 105.00 | 1,229.50 | 0.00 | 1,229.50 | 1,278.9000 | 49.40 | 0.00 | 32.93 |
| | 02/04/2013 | 42.00 | 488.75 | 0.00 | 488.75 | 511.5600 | 22.81 | 0.00 | 15.21 |
| | 15/08/2013 | 1,000.00 | 12,299.95 | 0.00 | 12,299.95 | 12,180.0000 | (119.95) | 0.00 | 0.00 |
| | 01/10/2013 | 198.00 | 2,511.50 | 0.00 | 2,511.50 | 2,411.6400 | (99.86) | 0.00 | 0.00 |
| | 01/10/2013 | 78.00 | 998.50 | 0.00 | 998.50 | 950.0400 | (48.46) | 0.00 | 0.00 |
| | 01/04/2014 | 147.00 | 1,827.35 | 0.00 | 1,827.35 | 1,790.4600 | (36.89) | 0.00 | 0.00 |
| | 01/04/2014 | 59.00 | 726.25 | 0.00 | 726.25 | 718.6200 | (7.63) | 0.00 | 0.00 |
| | 01/10/2014 | 256.00 | 3,757.60 | 0.00 | 3,757.60 | 3,118.0800 | (639.52) | 0.00 | 0.00 |

Avenell Superannuation Fund

Unrealised Capital Gains - Detailed

As at 30 June 2016

| Investment | Contract Date | Units | Cost | Tax Deferred /Depreciation | CGT Cost Base | Market Value | Projected Profit / (Loss) | Taxable Profit Indexation | Taxable Profit Discounted |
|--|---------------|-------------------|------------------|----------------------------|------------------|---------------------|---------------------------|---------------------------|---------------------------|
| Shares in Listed Companies (Australian) | | | | | | | | | |
| Suncorp Group Limited | | | | | | | | | |
| | 01/10/2014 | 102.00 | 1,493.80 | 0.00 | 1,493.80 | 1,242.3600 | (251.44) | 0.00 | 0.00 |
| | 01/04/2015 | 157.00 | 2,137.12 | 0.00 | 2,137.12 | 1,912.2600 | (224.86) | 0.00 | 0.00 |
| | 01/04/2015 | 62.00 | 849.68 | 0.00 | 849.68 | 755.1600 | (94.52) | 0.00 | 0.00 |
| | 22/09/2015 | 224.00 | 2,890.50 | 0.00 | 2,890.50 | 2,728.3200 | (162.18) | 0.00 | 0.00 |
| | 22/09/2015 | 89.00 | 1,149.00 | 0.00 | 1,149.00 | 1,084.0200 | (64.98) | 0.00 | 0.00 |
| | 01/04/2016 | 62.00 | 716.10 | 0.00 | 716.10 | 755.1600 | 39.06 | 0.00 | 0.00 |
| | 01/04/2016 | 155.00 | 1,801.50 | 0.00 | 1,801.50 | 1,887.9000 | 86.40 | 0.00 | 0.00 |
| | | 9,609.00 | 90,008.52 | 0.00 | 90,008.52 | 117,037.6200 | 27,029.10 | 18,365.58 | 8,535.03 |
| Senex Energy Limited | | | | | | | | | |
| | 08/09/2004 | 10,000.00 | 3,319.95 | 0.00 | 3,319.95 | 2,550.0000 | (769.95) | 0.00 | 0.00 |
| | 22/10/2004 | 12,500.00 | 5,000.00 | 0.00 | 5,000.00 | 3,187.5000 | (1,812.50) | 0.00 | 0.00 |
| | 22/01/2010 | 5,625.00 | 1,406.25 | 0.00 | 1,406.25 | 1,434.3750 | 28.13 | 0.00 | 18.75 |
| | 28/01/2010 | 50,000.00 | 15,000.00 | 0.00 | 15,000.00 | 12,750.0000 | (2,250.00) | 0.00 | 0.00 |
| | 13/09/2011 | 21,875.00 | 7,656.25 | 0.00 | 7,656.25 | 5,578.1250 | (2,078.13) | 0.00 | 0.00 |
| | 26/02/2013 | 20,000.00 | 12,229.95 | 0.00 | 12,229.95 | 5,100.0000 | (7,129.95) | 0.00 | 0.00 |
| | | 120,000.00 | 44,612.40 | 0.00 | 44,612.40 | 30,600.0000 | (14,012.40) | 0.00 | 18.75 |
| Telstra Corporation Limited. | | | | | | | | | |
| | 25/11/1997 | 1,000.00 | 3,300.00 | 0.00 | 3,300.00 | 5,560.0000 | 2,260.00 | 2,167.60 | 0.00 |
| | 24/08/2009 | 1,357.00 | 4,586.64 | 0.00 | 4,586.64 | 7,544.9200 | 2,958.28 | 0.00 | 1,972.19 |
| | 11/04/2011 | 143.00 | 420.00 | 0.00 | 420.00 | 795.0800 | 375.08 | 0.00 | 250.05 |
| | | 2,500.00 | 8,306.64 | 0.00 | 8,306.64 | 13,900.0000 | 5,593.36 | 2,167.60 | 2,222.24 |

Avenell Superannuation Fund

Unrealised Capital Gains - Detailed

As at 30 June 2016

| Investment | Contract Date | Units | Cost | Tax Deferred /Depreciation | CGT Cost Base | Market Value | Projected Profit / (Loss) | Taxable Profit Indexation | Taxable Profit Discounted |
|--|---------------|-------------------|---------------------|----------------------------|---------------------|-----------------------|---------------------------|---------------------------|---------------------------|
| Shares in Listed Companies (Australian) | | | | | | | | | |
| Tatts Group Limited | | | | | | | | | |
| | 15/11/1999 | 2,295.00 | 1,060.00 | 0.00 | 1,060.00 | 8,766.9000 | 7,706.90 | 0.00 | 5,137.93 |
| | | 2,295.00 | 1,060.00 | 0.00 | 1,060.00 | 8,766.9000 | 7,706.90 | 0.00 | 5,137.93 |
| | | 151,404.00 | 187,667.36 | 0.00 | 187,667.36 | 173,449.5200 | (14,217.84) | 20,533.18 | 15,913.95 |
| | | | 1,093,726.15 | 1,174.00 | 1,052,373.88 | 1,109,989.7600 | 17,437.61 | 20,533.18 | 37,017.58 |

Avenell Superannuation Fund

Trial Balance

As at 30 June 2016

| Last Year | Code | Account Name | Units | Debits \$ | Credits \$ |
|-----------|------------------------|---|-------|--------------|---------------|
| | 23800 | Distributions Received | | | |
| | 23800/AEWRAP.AX | Asgard eWRAP | | | 82,042.24 |
| | 23900 | Dividends Received | | | |
| | 23900/SUN.AX | Suncorp Group Limited | | | 7,357.10 |
| | 23900/TLS.AX | Telstra Corporation Limited. | | | 775.00 |
| | 23900/TTS.AX | Tatts Group Limited | | | 390.16 |
| | 23900/WBC.AX | Westpac Banking Corporation | | | 1,870.00 |
| | 24200 | Contributions | | | |
| | 24200/AVEROB00001 A | (Contributions) Avenell, Robert Peter - Accumulation | | | 575,000.00 |
| | 24700 | Changes in Market Values of Investments | | 40,790.28 | |
| | 25000 | Interest Received | | | |
| | 25000/AEWRAP | Asgard eWRAP | | | 410.02 |
| | 25000/AVERO90 | Heritage Heritage Building Society Term Deposits | | | 53.48 |
| | 25000/CDIACCOUNT | CBA Direct Investment Account | | | 51.44 |
| | 25000/HBSMMACCOU NT | Heritage Building Society Money Manager Account | | | 1.49 |
| | 25000/HBSOSACCOU NT | Heritage Building Society Online Saver Account | | | 749.61 |
| | 25000/IDAMMARKET | ING Direct Australian Money Market | | | 249.42 |
| | 25000/TTSHA.AX | Tatts Group \$100 Bonds | | | 1,584.66 |
| | 25100 | Interest Received ATO General Interest Charge | | | 0.57 |
| | 26500 | Other Investment Income | | | |
| | 26500/MCMACCOUNT | Macquarie Cash Management Account | | | 36.93 |
| | 30100 | Accountancy Fees | | 3,531.00 | |
| | 30200 | Administration Costs | | 1,166.00 | |
| | 30400 | ATO Supervisory Levy | | 259.00 | |
| | 30700 | Auditor's Remuneration | | 1,375.00 | |
| | 31500 | Bank Charges | | 80.50 | |
| | 37500 | Investment Expenses | | | |
| | 37500/AEWRAP | Asgard eWRAP | | 1,733.33 | |
| | 37500/TUPICOFFS | Tupicoffs | | 3,560.08 | |

Avenell Superannuation Fund

Trial Balance

As at 30 June 2016

| Last Year | Code | Account Name | Units | Debits \$ | Credits \$ |
|-----------|------------------------|---|----------|--------------|---------------|
| | 41600 | Pensions Paid | | | |
| | 41600/AVEANN00002 P | (Pensions Paid) Avenell, Annette - Pension (Account Based Pension 3) | | 22,000.00 | |
| | 41600/AVEROB00002 P | (Pensions Paid) Avenell, Robert Peter - Pension (Account Based Pension) | | 505,777.51 | |
| | 41600/AVEROB00004 P | (Pensions Paid) Avenell, Robert Peter - Pension (Account Based Pension 2) | | 184,174.37 | |
| | 41600/AVEROB00005 P | (Pensions Paid) Avenell, Robert Peter - Pension (Account Based Pension 3) | | 23,048.12 | |
| | 48500 | Income Tax Expense | | | 2,732.73 |
| | 49000 | Profit/Loss Allocation Account | | | 114,190.34 |
| | 50010 | Opening Balance | | | |
| | 50010/AVEANN00002 P | (Opening Balance) Avenell, Annette - Pension (Account Based Pension 3) | | | 546,590.16 |
| | 50010/AVEROB00001 A | (Opening Balance) Avenell, Robert Peter - Accumulation | | | 591,651.68 |
| | 50010/AVEROB00002 P | (Opening Balance) Avenell, Robert Peter - Pension (Account Based Pension) | | | 51,525.07 |
| | 60400 | Bank Accounts | | | |
| | 60400/AEWRAP | Asgard eWRAP | | 3,455.59 | |
| | 60400/CDIACCOUNT | CBA Direct Investment Account | | 405.13 | |
| | 60400/HBSMMACCOU NT | Heritage Building Society Money Manager Account | | 286.77 | |
| | 60400/HBSOSACCOU NT | Heritage Building Society Online Saver Account | | 35,130.47 | |
| | 60400/MCMACCOUNT | Macquarie Cash Management Account | | 900.31 | |
| | 61800 | Distributions Receivable | | | |
| | 61800/999 | Distributions Receivable | | 75,065.75 | |
| | 62000 | Dividends Receivable | | | |
| | 62000/999 | Interest Receivable | | 53.48 | |
| | 72400 | Fixed Interest Securities (Australian) | | | |
| | 72400/TTSHA.AX | Tatts Group \$100 Bonds | 300.0000 | 31,200.00 | |
| | 72450 | Fixed Interest Securities (Australian) - Unitised | | | |
| | 72450/AVERO90_A.AX | Heritage Building Society Term Deposits | 1.0000 | 80,000.00 | |
| | 74700 | Managed Investments (Australian) | | | |

Avenell Superannuation Fund

Trial Balance

As at 30 June 2016

| Last Year | Code | Account Name | Units | Debits \$ | Credits \$ |
|-----------|-----------------|--|--------------|---------------------|---------------------|
| | 74700/AEWRAP.AX | Asgard eWRAP | 1.0000 | 785,161.97 | |
| | 77600 | Shares in Listed Companies (Australian) | | | |
| | 77600/PDN.AX | Paladin Energy Ltd | 17,000.0000 | 3,145.00 | |
| | 77600/SUN.AX | Suncorp Group Limited | 9,609.0000 | 117,037.62 | |
| | 77600/SXY.AX | Senex Energy Limited | 120,000.0000 | 30,600.00 | |
| | 77600/TLS.AX | Telstra Corporation Limited. | 2,500.0000 | 13,900.00 | |
| | 77600/TTS.AX | Tatts Group Limited | 2,295.0000 | 8,766.90 | |
| | 85000 | Income Tax Payable/Refundable | | 4,657.92 | |
| | | | | 1,977,262.10 | 1,977,262.10 |

Current Year Profit/(Loss): (116,923.07)

Cannot generate SMSF Annual Return report. ERROR - You must Create Entries in SF360 in order to prepare the create entries report or any tax reports.