
Financial statements and reports for the year ended
30 June 2019

Jakins Superannuation Fund

Prepared for: Dianne Jakins, Kevin Jakins and Paul Jakins

Jakins Superannuation Fund

Reports Index

Trustees Declaration

Statement of Taxable Income

Operating Statement

Detailed Operating Statement

Statement of Financial Position

Detailed Statement of Financial Position

Notes to the Financial Statements

Members Statement

Investment Summary

Investment Performance

Investment Movement

Detailed Schedule of Fund Assets

Jakins Superannuation Fund

Trustees Declaration

The trustees have determined that the Fund is not a reporting entity and that these special purpose financial statements should be prepared in accordance with the accounting policies described in Note 1 to the financial statements.

The trustees declare that:

- (i) the financial statements and notes to the financial statements for the year ended 30 June 2019 present fairly, in all material respects, the financial position of the Superannuation Fund at 30 June 2019 and the results of its operations for the year ended on that date in accordance with the accounting policies described in Note 1 to the financial statements;
- (ii) the financial statements and notes to the financial statements have been prepared in accordance with the requirements of the trust deed; and
- (iii) the operation of the superannuation fund has been carried out in accordance with its trust deed and in compliance with the requirements of the Superannuation Industry (Supervision) Act 1993 and associated Regulations during the year ended 30 June 2019.

Specifically, the trustees declare that:

- in accordance with s120 of the Superannuation Industry (Supervision) Act 1993, no individual trustee has been or is a disqualified person;
- the Fund has satisfactory title to all assets, all assets are unencumbered and free from charge as prescribed by s50 of the Superannuation Industry (Supervision) Act 1993 and reg13.14 of the Superannuation Industry (Supervision) Act 1994; and
- to the knowledge of the trustees, there have been no events or transactions subsequent to the balance date which could have a material impact on the Fund. Where such events have occurred, the effect of such events has been accounted and noted in the Fund's financial statements.

Signed in accordance with a resolution of the trustees by:

.....
Dianne Jakins

Trustee

.....
Kevin Jakins

Trustee

.....
Paul Jakins

Trustee

30 June 2019

Jakins Superannuation Fund

Statement of Taxable Income

For the year ended 30 June 2019

	2019
	\$
Benefits accrued as a result of operations	57,244.23
Less	
Non Taxable Transfer In	12,735.29
Other Non Taxable Income	1,858.69
Increase in MV of investments	15,183.41
Realised Accounting Capital Gains	(14,229.86)
Accounting Trust Distributions	422.46
	<u>15,969.99</u>
Add	
Franking Credits	9,516.70
Foreign Credits	0.22
Taxable Trust Distributions	105.21
Distributed Foreign income	0.96
	<u>9,623.09</u>
SMSF Annual Return Rounding	(3.33)
Taxable Income or Loss	<u>50,894.00</u>
Income Tax on Taxable Income or Loss	7,634.10
Less	
Franking Credits	9,516.70
Foreign Credits	0.22
CURRENT TAX OR REFUND	<u>(1,882.82)</u>
Supervisory Levy	259.00
Income Tax Instalments Paid	(706.00)
AMOUNT DUE OR REFUNDABLE	<u>(2,329.82)</u>

Jakins Superannuation Fund

Operating Statement

For the year ended 30 June 2019

	Note	2019 \$	2018 \$
Income			
Investment Income			
Trust Distributions	9	422.46	75.00
Dividends Received	8	22,597.50	15,467.00
Interest Received		470.73	410.00
Investment Gains			
Changes in Market Values	10	953.55	13,030.00
Contribution Income			
Employer Contributions		25,384.74	19,085.26
Personal Concessional		0.00	9,532.26
Proceeds from Insurance Policies		1,858.69	0.00
Transfers In		12,735.29	0.00
Total Income		<u>64,422.96</u>	<u>57,599.52</u>
Expenses			
Accountancy Fees		1,430.00	1,540.02
ATO Supervisory Levy		0.00	259.00
Auditor's Remuneration		330.00	330.00
Member Payments			
Life Insurance Premiums		5,418.73	5,144.00
Total Expenses		<u>7,178.73</u>	<u>7,273.02</u>
Benefits accrued as a result of operations before income tax			
		<u>57,244.23</u>	<u>50,326.50</u>
Income Tax Expense	11	(1,882.82)	706.80
Benefits accrued as a result of operations		<u>59,127.05</u>	<u>49,619.70</u>

Jakins Superannuation Fund

Detailed Operating Statement

For the year ended 30 June 2019

	2019	2018
	\$	\$
Income		
Investment Income		
Trust Distributions		
Buy and Sell in Same Year	0.00	75.00
Lendlease Group	204.96	0.00
Shopping Centres Australasia Property Group	217.50	0.00
	422.46	75.00
Dividends Received		
Australia And New Zealand Banking Group Limited	1,600.00	0.00
Bank Of Queensland Limited.	1,650.00	0.00
Bega Cheese Limited	110.00	0.00
Bendigo And Adelaide Bank Limited	525.00	0.00
BHP Group Limited	3,079.00	0.00
Bluescope Steel Limited	230.00	0.00
Brickworks Limited	749.00	0.00
Buy and Sell in Same Year	0.00	15,467.00
Cedar Woods Properties Limited	900.00	0.00
Cimic Group Limited	750.00	0.00
Data#3 Limited	1,020.00	0.00
Flight Centre Travel Group Limited	2,090.00	0.00
Greencross Limited	165.00	0.00
Mcmillan Shakespeare Limited	940.00	0.00
Monadelphous Group Limited	890.00	0.00
National Australia Bank Limited	4,158.00	0.00
Origin Energy Limited	200.00	0.00
Paragon Care Limited	200.00	0.00
QBE Insurance Group Limited	220.00	0.00
Reliance Worldwide Corporation Limited	175.00	0.00
Seven Group Holdings Limited	210.00	0.00
Suncorp Group Limited	1,640.00	0.00
Tamawood Limited	825.00	0.00
Technology One Limited	31.50	0.00
Washington H Soul Pattinson & Company Limited	240.00	0.00
	22,597.50	15,467.00
Interest Received		
Jakins Superannuation Fund	470.73	410.00
	470.73	410.00
Contribution Income		
Employer Contributions - Concessional		
Kevin Jakins	6,816.25	15,000.00
Paul Jakins	18,568.49	4,085.26
	25,384.74	19,085.26
Personal Contributions - Concessional		
Dianne Jakins	0.00	9,532.26
	0.00	9,532.26
Proceeds from Insurance Policies		
Jakins, Kevin - Accumulation (Accumulation)	1,858.69	0.00
	1,858.69	0.00
Transfers In		
Jakins, Dianne - Accumulation (Accumulation)	12,655.19	0.00

Jakins Superannuation Fund

Detailed Operating Statement

For the year ended 30 June 2019

	2019	2018
	\$	\$
Jakins, Kevin - Accumulation (Accumulation)	11.97	0.00
Jakins, Paul - Accumulation (Accumulation)	68.13	0.00
	12,735.29	0.00
Investment Gains		
Realised Movements in Market Value		
Shares in Listed Companies (Australian)		
Australia And New Zealand Banking Group Limited	(2,036.75)	0.00
Bank Of Queensland Limited.	(6,614.80)	0.00
Bendigo And Adelaide Bank Limited	45.10	0.00
BHP Group Limited	4,676.15	0.00
Brickworks Limited	2,026.53	0.00
Buy and Sell in Same Year	12,468.82	3,285.00
Cedar Woods Properties Limited	(2,639.90)	0.00
Cimic Group Limited	5,639.30	0.00
Flight Centre Travel Group Limited	(6,599.01)	0.00
Greencross Limited	(2,309.90)	0.00
Hills Limited	(639.90)	0.00
Mayne Pharma Group Limited	(22,499.75)	0.00
Mcmillan Shakespeare Limited	3,088.64	0.00
Monadelphous Group Limited	2,320.20	0.00
National Australia Bank Limited	(4,478.48)	0.00
Paragon Care Limited	(3,339.90)	0.00
QBE Insurance Group Limited	(1,497.30)	0.00
Quickstep Holdings Limited	460.10	0.00
Seven Group Holdings Limited	3,210.10	0.00
Suncorp Group Limited	1,431.72	0.00
Tamawood Limited	960.10	0.00
Washington H Soul Pattinson & Company Limited	3,766.83	0.00
	(12,562.10)	3,285.00
Units in Listed Unit Trusts (Australian)		
Lendlease Group	(1,687.85)	0.00
Shopping Centres Australasia Property Group	20.10	0.00
	(1,667.75)	0.00
Unrealised Movements in Market Value		
Shares in Listed Companies (Australian)		
Australia And New Zealand Banking Group Limited	2,797.20	(2,797.20)
Bega Cheese Limited	(2,469.95)	0.00
Bluescope Steel Limited	(11,704.90)	0.00
Boral Limited.	240.05	0.00
Brambles Limited	360.05	0.00
Brickworks Limited	69.05	0.00
Cedar Woods Properties Limited	2,850.00	(749.95)
Cimic Group Limited	1,001.90	(1,001.90)
Data#3 Limited	5,200.00	(1,429.95)
Greencross Limited	5,189.95	(5,189.95)
Hills Limited	(130.05)	130.05
Mayne Pharma Group Limited	19,989.85	(19,989.85)
Mcmillan Shakespeare Limited	(3,789.95)	0.00
Mcperson's Limited	55.05	0.00
Monadelphous Group Limited	1,699.90	(1,699.90)
National Australia Bank Limited	4,350.87	(8,321.67)
New Hope Corporation Limited	20.05	0.00
Origin Energy Limited	(2,169.95)	0.00
Paragon Care Limited	(230.05)	230.05
QBE Insurance Group Limited	5,828.40	(5,828.40)

Jakins Superannuation Fund

Detailed Operating Statement

For the year ended 30 June 2019

	2019	2018
	\$	\$
Quickstep Holdings Limited	1,947.96	(13,059.80)
Reliance Worldwide Corporation Limited	(5,979.95)	0.00
Rpmglobal Holdings Limited	(299.95)	0.00
Suncorp Group Limited	(2,340.12)	1,446.76
Tamawood Limited	(990.00)	870.05
Technology One Limited	(589.95)	0.00
Washington H Soul Pattinson & Company Limited	(4,792.10)	0.00
	<u>16,113.36</u>	<u>(57,391.66)</u>
Units in Listed Unit Trusts (Australian)		
Lendlease Group	(929.95)	0.00
	<u>(929.95)</u>	<u>0.00</u>
Other Revaluations	0.00	67,136.66
	<u>0.00</u>	<u>67,136.66</u>
Changes in Market Values	<u>953.55</u>	<u>13,030.00</u>
Total Income	<u>64,422.97</u>	<u>57,599.52</u>
Expenses		
Accountancy Fees	1,430.00	1,540.02
ATO Supervisory Levy	0.00	259.00
Auditor's Remuneration	330.00	330.00
	<u>1,760.00</u>	<u>2,129.02</u>
Member Payments		
Life Insurance Premiums		
Jakins, Kevin - Accumulation (Accumulation)	2,943.71	2,898.00
Jakins, Paul - Accumulation (Accumulation)	2,475.02	2,246.00
	<u>5,418.73</u>	<u>5,144.00</u>
Total Expenses	<u>7,178.73</u>	<u>7,273.02</u>
Benefits accrued as a result of operations before income tax	<u>57,244.24</u>	<u>50,326.50</u>
Income Tax Expense		
Income Tax Expense	(1,882.82)	706.80
Total Income Tax	<u>(1,882.82)</u>	<u>706.80</u>
Benefits accrued as a result of operations	<u>59,127.06</u>	<u>49,619.70</u>

Jakins Superannuation Fund

Statement of Financial Position

As at 30 June 2019

	Note	2019 \$	2018 \$
Assets			
Investments			
Shares in Listed Companies (Australian)	2	286,252.00	350,127.00
Units in Listed Unit Trusts (Australian)	3	13,000.00	0.00
Total Investments		<u>299,252.00</u>	<u>350,127.00</u>
Other Assets			
Sundry Debtors		3.00	3.00
Jakins Superannuation Fund		225,930.46	132,971.90
Distributions Receivable		204.96	0.00
Income Tax Refundable		2,588.82	0.00
Total Other Assets		<u>228,727.24</u>	<u>132,974.90</u>
Total Assets		<u>527,979.24</u>	<u>483,101.90</u>
Less:			
Liabilities			
Income Tax Payable		0.00	706.80
PAYG Payable		1,310.07	0.00
Sundry Creditors		0.00	259.00
Total Liabilities		<u>1,310.07</u>	<u>965.80</u>
Net assets available to pay benefits		<u>526,669.17</u>	<u>482,136.10</u>
Represented by:			
Liability for accrued benefits allocated to members' accounts	5, 6		
Jakins, Paul - Accumulation		266,004.50	247,876.48
Jakins, Dianne - Accumulation		204,763.68	181,229.74
Jakins, Kevin - Accumulation		55,900.99	53,029.88
Total Liability for accrued benefits allocated to members' accounts		<u>526,669.17</u>	<u>482,136.10</u>

Jakins Superannuation Fund

Detailed Statement of Financial Position

As at 30 June 2019

	Note	2019 \$	2018 \$
Assets			
Investments			
Shares in Listed Companies (Australian)	2		
Australia And New Zealand Banking Group Limited		0.00	28,240.00
Bega Cheese Limited		9,560.00	0.00
Bluescope Steel Limited		30,125.00	0.00
Boral Limited.		10,240.00	0.00
Brambles Limited		12,880.00	0.00
Brickworks Limited		17,919.00	0.00
Cedar Woods Properties Limited		11,400.00	17,280.00
Cimic Group Limited		0.00	42,300.00
Data#3 Limited		21,200.00	16,000.00
Greencross Limited		0.00	13,440.00
Hills Limited		0.00	3,450.00
Mayne Pharma Group Limited		0.00	26,100.00
Mcmillan Shakespeare Limited		12,210.00	0.00
Mcperson's Limited		6,025.00	0.00
Monadelphous Group Limited		0.00	30,120.00
National Australia Bank Limited		40,080.00	74,007.00
New Hope Corporation Limited		13,550.00	0.00
Origin Energy Limited		14,620.00	0.00
Paragon Care Limited		0.00	8,250.00
QBE Insurance Group Limited		0.00	38,960.00
Quickstep Holdings Limited		3,828.00	10,800.00
Reliance Worldwide Corporation Limited		8,800.00	0.00
Rpmglobal Holdings Limited		7,980.00	0.00
Suncorp Group Limited		26,940.00	29,180.00
Tamawood Limited		9,025.00	12,000.00
Technology One Limited		7,880.00	0.00
Washington H Soul Pattinson & Company Limited		21,990.00	0.00
Units in Listed Unit Trusts (Australian)	3		
Lendlease Group		13,000.00	0.00
Total Investments		<u>299,252.00</u>	<u>350,127.00</u>
Other Assets			
Bank Accounts	4		
Jakins Superannuation Fund		225,930.46	132,971.90
Distributions Receivable			
Lendlease Group		204.96	0.00
Sundry Debtors		3.00	3.00

Jakins Superannuation Fund

Detailed Statement of Financial Position

As at 30 June 2019

	Note	2019 \$	2018 \$
Other Assets			
Income Tax Refundable		2,588.82	0.00
Total Other Assets		<u>228,727.24</u>	<u>132,974.90</u>
Total Assets		<u>527,979.24</u>	<u>483,101.90</u>
Less:			
Liabilities			
Income Tax Payable		0.00	706.80
PAYG Payable		1,310.07	0.00
Sundry Creditors		0.00	259.00
Total Liabilities		<u>1,310.07</u>	<u>965.80</u>
Net assets available to pay benefits		<u>526,669.17</u>	<u>482,136.10</u>
Represented By :			
Liability for accrued benefits allocated to members' accounts	5, 6		
Jakins, Paul - Accumulation		266,004.50	247,876.48
Jakins, Dianne - Accumulation		204,763.68	181,229.74
Jakins, Kevin - Accumulation		55,900.99	53,029.88
Total Liability for accrued benefits allocated to members' accounts		<u>526,669.17</u>	<u>482,136.10</u>

Jakins Superannuation Fund

Notes to the Financial Statements

For the year ended 30 June 2019

Note 1: Summary of Significant Accounting Policies

The trustees have prepared the financial statements on the basis that the Superannuation Fund is a non-reporting entity because there are no users dependent on general purpose financial statements. The financial statements are therefore special purpose financial statements that have been prepared in order to meet the requirements of the Superannuation Industry (Supervision) Act 1993 and associated Regulations, the trust deed of the Fund and the needs of members.

The financial statements have been prepared on a cash basis and are based on historical costs, except for investments which have been measured at market value.

The following significant accounting policies, which are consistent with the policies applied in the previous period unless otherwise stated, have been adopted in the preparation of the financial statements.

The financial statements were authorised for issue by the Trustee(s).

a. Measurement of Investments

The Fund initially recognises:

- (i) an investment when it controls the future economic benefits expected to flow from the asset. For financial assets, the trade date is considered to be the date on which control of the future economic benefits attributable to the asset passes to the Fund; and
- (ii) a financial liability on the date it becomes a party to the contractual provisions of the instrument.

Investments of the Fund have been measured at market value, which refers to the amount that a willing buyer could reasonably be expected to pay to acquire an asset from a willing seller if the following assumptions were made:

- that the buyer and the seller deal with each other at arm's length in relation to the sale;
- that the sale occurred after proper marketing of the asset; and
- that the buyer and the seller acted knowledgeably and prudentially in relation to the sale.

Market value has been determined as follows:

- (i) shares and other securities listed on the Australian Securities Exchange by reference to the relevant market quotations at the end of the reporting period;
- (ii) units in managed funds by reference to the unit redemption price at the end of the reporting period;
- (iii) fixed-interest securities by reference to the redemption price at the end of the reporting period;
- (iv) unlisted investments are stated at trustees' assessment based on estimated market value at balance date or where necessary, an external valuer's opinion; and
- (v) investment properties at the trustees' assessment of the market value or where necessary a qualified independent valuer's opinion at the end of reporting period.

Financial liabilities, such as trade creditors and other payables, are measured at the gross value of the outstanding balance at the end of the reporting period. The trustees have determined that the gross values of the Fund's financial liabilities is equivalent to their market values. Any remeasurement changes in the gross values of non-current financial liabilities (including liabilities for members' accrued benefits) are recognised in the operating statement in the periods in which they occur.

b. Cash and Cash Equivalents

Cash and cash equivalents include cash on hand and at call, deposits with banks and short-term, highly liquid investments that are readily convertible to cash and subject to an insignificant risk of change in value.

c. Revenue

Revenue is recognised to the extent that it is probable that the economic benefits will flow to the Fund and the revenue can be reliably measured. Revenue is recognised at the fair value of the consideration received or receivable.

Jakins Superannuation Fund

Notes to the Financial Statements

For the year ended 30 June 2019

Interest revenue

Interest revenue is recognised in respect of fixed-interest securities, and cash and cash equivalent balances. Interest revenue is recognised upon receipt.

Dividend revenue

Dividend revenue is recognised when the dividend has been paid or, in the case of dividend reinvestment schemes, when the dividend is credited to the benefit of the fund.

Rental revenue

Rental revenue arising from operating leases on investment properties is recognised upon receipt.

Distribution revenue

Distributions from unit trusts and managed funds are recognised as at the date the unit value is quoted ex-distribution and if not received at the end of the reporting period, are reflected in the statement of financial position as a receivable at market value.

Remeasurement changes in market values

Remeasurement changes in the market values of assets are recognised as income and determined as the difference between the market value at year-end or consideration received (if sold during the year) and the market value as at the prior year-end or cost (if acquired during the period).

Contributions

Contributions and transfers in are recognised when the control and the benefits from the revenue have been attained and are recorded by the Fund, gross of any taxes, in the period to which they relate.

d. Liability for Accrued Benefits

The liability for accrued benefits represents the Fund's present obligation to pay benefits to members and beneficiaries, and has been calculated as the difference between the carrying amount of the assets and the carrying amount of the other payables and income tax liabilities as at the end of the reporting period.

e. Critical Accounting Estimates and Judgements

The preparation of financial statements requires the trustees to make judgements, estimates and assumptions that affect the application of accounting policies and the reported amounts of assets and liabilities, income and expenses. Actual results may differ from these estimates.

Estimates and underlying assumptions are reviewed on an ongoing basis. Revisions to accounting estimates are recognised in the period in which the estimate is revised and in any future period affected.

Note 2: Shares in Listed Companies (Australian)

	2019 \$	2018 \$
Australia And New Zealand Banking Group Limited	0.00	28,240.00
Bega Cheese Limited	9,560.00	0.00
Brickworks Limited	17,919.00	0.00
Boral Limited.	10,240.00	0.00
Bluescope Steel Limited	30,125.00	0.00
Brambles Limited	12,880.00	0.00

Jakins Superannuation Fund

Notes to the Financial Statements

For the year ended 30 June 2019

Cimic Group Limited	0.00	42,300.00
Cedar Woods Properties Limited	11,400.00	17,280.00
Data#3 Limited	21,200.00	16,000.00
Greencross Limited	0.00	13,440.00
Hills Limited	0.00	3,450.00
Mcperson's Limited	6,025.00	0.00
Mcmillan Shakespeare Limited	12,210.00	0.00
Monadelphous Group Limited	0.00	30,120.00
Mayne Pharma Group Limited	0.00	26,100.00
National Australia Bank Limited	40,080.00	74,007.00
New Hope Corporation Limited	13,550.00	0.00
Origin Energy Limited	14,620.00	0.00
Paragon Care Limited	0.00	8,250.00
QBE Insurance Group Limited	0.00	38,960.00
Quickstep Holdings Limited	3,828.00	10,800.00
Rpmglobal Holdings Limited	7,980.00	0.00
Reliance Worldwide Corporation Limited	8,800.00	0.00
Washington H Soul Pattinson & Company Limited	21,990.00	0.00
Suncorp Group Limited	26,940.00	29,180.00
Technology One Limited	7,880.00	0.00
Tamawood Limited	9,025.00	12,000.00
	286,252.00	350,127.00

Note 3: Units in Listed Unit Trusts (Australian)

	2019 \$	2018 \$
Lendlease Group	13,000.00	0.00
	13,000.00	0.00

Note 4: Banks and Term Deposits

	2019 \$	2018 \$
Banks		
Jakins Superannuation Fund	225,930.46	132,971.90

Jakins Superannuation Fund

Notes to the Financial Statements

For the year ended 30 June 2019

225,930.46

132,971.90

Note 5: Liability for Accrued Benefits

	2019 \$	2018 \$
Liability for accrued benefits at beginning of year	482,136.10	0.00
Benefits accrued as a result of operations	59,127.05	49,619.70
Current year member movements	(14,593.98)	432,516.40
Liability for accrued benefits at end of year	<hr/> 526,669.17 <hr/>	<hr/> 482,136.10 <hr/>

Note 6: Vested Benefits

Vested benefits are benefits that are not conditional upon continued membership of the fund (or any factor other than resignation from the plan) and include benefits which members were entitled to receive had they terminated their fund membership as at the end of the reporting period.

	2019 \$	2018 \$
Vested Benefits	<hr/> 526,669.17 <hr/>	<hr/> 482,136.10 <hr/>

Note 7: Guaranteed Benefits

No guarantees have been made in respect of any part of the liability for accrued benefits.

Note 8: Dividends

	2019 \$	2018 \$
Australia And New Zealand Banking Group Limited	1,600.00	0.00
BHP Group Limited	3,079.00	0.00
Bank Of Queensland Limited.	1,650.00	0.00
Bega Cheese Limited	110.00	0.00
Bendigo And Adelaide Bank Limited	525.00	0.00
Bluescope Steel Limited	230.00	0.00
Brickworks Limited	749.00	0.00
Buy and Sell in Same Year	0.00	15,467.00
Cedar Woods Properties Limited	900.00	0.00
Cimic Group Limited	750.00	0.00
Data#3 Limited	1,020.00	0.00
Flight Centre Travel Group Limited	2,090.00	0.00
Greencross Limited	165.00	0.00

Jakins Superannuation Fund

Notes to the Financial Statements

For the year ended 30 June 2019

Mcmillan Shakespeare Limited	940.00	0.00
Monadelphous Group Limited	890.00	0.00
National Australia Bank Limited	4,158.00	0.00
Origin Energy Limited	200.00	0.00
Paragon Care Limited	200.00	0.00
QBE Insurance Group Limited	220.00	0.00
Reliance Worldwide Corporation Limited	175.00	0.00
Seven Group Holdings Limited	210.00	0.00
Suncorp Group Limited	1,640.00	0.00
Tamawood Limited	825.00	0.00
Technology One Limited	31.50	0.00
Washington H Soul Pattinson & Company Limited	240.00	0.00
	<hr/>	<hr/>
	22,597.50	15,467.00

Note 9: Trust Distributions

	2019 \$	2018 \$
Lendlease Group	204.96	0.00
Shopping Centres Australasia Property Group	217.50	0.00
Buy and Sell in Same Year	0.00	75.00
	<hr/>	<hr/>
	422.46	75.00

Note 10: Unrealised Movements in Market Value

	2019 \$	2018 \$
Other Revaluations		
Other Revaluations	0.00	67,136.66
	<hr/>	<hr/>
	0.00	67,136.66

Shares in Listed Companies (Australian)

Australia And New Zealand Banking Group Limited	2,797.20	(2,797.20)
Bega Cheese Limited	(2,469.95)	0.00
Bluescope Steel Limited	(11,704.90)	0.00
Boral Limited.	240.05	0.00
Brambles Limited	360.05	0.00

Jakins Superannuation Fund

Notes to the Financial Statements

For the year ended 30 June 2019

Brickworks Limited	69.05	0.00
Cedar Woods Properties Limited	2,850.00	(749.95)
Cimic Group Limited	1,001.90	(1,001.90)
Data#3 Limited	5,200.00	(1,429.95)
Greencross Limited	5,189.95	(5,189.95)
Hills Limited	(130.05)	130.05
Mayne Pharma Group Limited	19,989.85	(19,989.85)
Mcmillan Shakespeare Limited	(3,789.95)	0.00
Mcperson's Limited	55.05	0.00
Monadelphous Group Limited	1,699.90	(1,699.90)
National Australia Bank Limited	4,350.87	(8,321.67)
New Hope Corporation Limited	20.05	0.00
Origin Energy Limited	(2,169.95)	0.00
Paragon Care Limited	(230.05)	230.05
QBE Insurance Group Limited	5,828.40	(5,828.40)
Quickstep Holdings Limited	1,947.96	(13,059.80)
Reliance Worldwide Corporation Limited	(5,979.95)	0.00
Rpmglobal Holdings Limited	(299.95)	0.00
Suncorp Group Limited	(2,340.12)	1,446.76
Tamawood Limited	(990.00)	870.05
Technology One Limited	(589.95)	0.00
Washington H Soul Pattinson & Company Limited	(4,792.10)	0.00
	<hr/>	<hr/>
	16,113.36	(57,391.66)
	<hr/>	<hr/>
Units in Listed Unit Trusts (Australian)		
Lendlease Group	(929.95)	0.00
	<hr/>	<hr/>
	(929.95)	0.00
	<hr/>	<hr/>
Total Unrealised Movement	15,183.41	9,745.00
	<hr/>	<hr/>
Realised Movements in Market Value		
	2019	2018
	\$	\$

Jakins Superannuation Fund

Notes to the Financial Statements

For the year ended 30 June 2019

Shares in Listed Companies (Australian)

Australia And New Zealand Banking Group Limited	(2,036.75)	0.00
BHP Group Limited	4,676.15	0.00
Bank Of Queensland Limited.	(6,614.80)	0.00
Bendigo And Adelaide Bank Limited	45.10	0.00
Brickworks Limited	2,026.53	0.00
Buy and Sell in Same Year	12,468.82	3,285.00
Cedar Woods Properties Limited	(2,639.90)	0.00
Cimic Group Limited	5,639.30	0.00
Flight Centre Travel Group Limited	(6,599.01)	0.00
Greencross Limited	(2,309.90)	0.00
Hills Limited	(639.90)	0.00
Mayne Pharma Group Limited	(22,499.75)	0.00
Mcmillan Shakespeare Limited	3,088.64	0.00
Monadelphous Group Limited	2,320.20	0.00
National Australia Bank Limited	(4,478.48)	0.00
Paragon Care Limited	(3,339.90)	0.00
QBE Insurance Group Limited	(1,497.30)	0.00
Quickstep Holdings Limited	460.10	0.00
Seven Group Holdings Limited	3,210.10	0.00
Suncorp Group Limited	1,431.72	0.00
Tamawood Limited	960.10	0.00
Washington H Soul Pattinson & Company Limited	3,766.83	0.00
	<hr/>	<hr/>
	(12,562.10)	3,285.00

Units in Listed Unit Trusts (Australian)

Lendlease Group	(1,687.85)	0.00
Shopping Centres Australasia Property Group	20.10	0.00
	<hr/>	<hr/>
	(1,667.75)	0.00

Total Realised Movement

	<hr/>	<hr/>
	(14,229.85)	3,285.00

Jakins Superannuation Fund

Notes to the Financial Statements

For the year ended 30 June 2019

Changes in Market Values	953.56	13,030.00
Note 11: Income Tax Expense		
The components of tax expense comprise	2019 \$	2018 \$
Current Tax	(1,882.82)	706.80
Income Tax Expense	(1,882.82)	706.80
 The prima facie tax on benefits accrued before income tax is reconciled to the income tax as follows:		
Prima facie tax payable on benefits accrued before income tax at 15%	8,586.63	7,548.98
Less:		
Tax effect of:		
Non Taxable Transfer In	1,910.29	0.00
Increase in MV of Investments	2,277.51	1,461.75
Realised Accounting Capital Gains	(2,134.48)	492.75
Accounting Trust Distributions	63.37	11.25
Other Non-Taxable Income	278.80	0.00
Add:		
Tax effect of:		
Franking Credits	1,427.51	860.76
Foreign Credits	0.03	0.00
Taxable Trust Distributions	15.78	1.20
Distributed Foreign Income	0.14	0.15
Rounding	(0.50)	(0.14)
Income Tax on Taxable Income or Loss	7,634.10	6,445.20
Less credits:		
Franking Credits	9,516.70	5,738.40
Foreign Credits	0.22	0.00
Current Tax or Refund	(1,882.82)	706.80

Members Statement

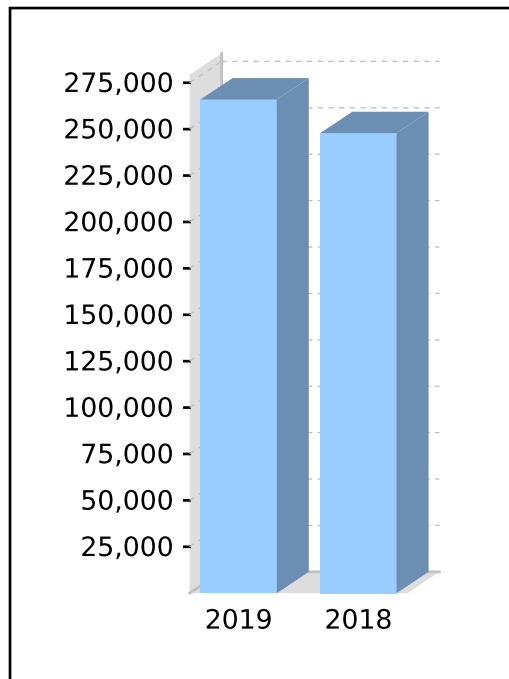
Paul Douglas Jakins
 9 Hayes Street
 Bunbury, Western Australia, 6230, Australia

Your Details

Date of Birth :	22/11/1961	Nominated Beneficiaries	N/A
Age:	57	Vested Benefits	266,004.50
Tax File Number:	Provided	Total Death Benefit	266,004.50
Date Joined Fund:	01/04/2004		
Service Period Start Date:	01/07/2018		
Date Left Fund:			
Member Code:	JAKPAU00002A		
Account Start Date	01/04/2004		
Account Phase:	Accumulation Phase		
Account Description:	Accumulation		

Your Balance

Total Benefits	266,004.50
<u>Preservation Components</u>	
Preserved	266,004.50
Unrestricted Non Preserved	
Restricted Non Preserved	
<u>Tax Components</u>	
Tax Free	
Taxable	266,004.50
Investment Earnings Rate	5.76%



Your Detailed Account Summary

	This Year	Last Year
Opening balance at 01/07/2018	247,876.48	240,418.00
<u>Increases to Member account during the period</u>		
Employer Contributions	18,568.49	4,085.26
Personal Contributions (Concessional)		
Personal Contributions (Non Concessional)		
Government Co-Contributions		
Other Contributions		
Proceeds of Insurance Policies		
Transfers In	68.13	
Net Earnings	16,055.50	7,330.01
Internal Transfer In		
<u>Decreases to Member account during the period</u>		
Pensions Paid		
Contributions Tax	2,785.27	612.79
Income Tax	1,941.81	1,098.00
No TFN Excess Contributions Tax		
Excess Contributions Tax		
Refund Excess Contributions		
Division 293 Tax		
Insurance Policy Premiums Paid	2,475.02	2,246.00
Management Fees		
Member Expenses		
Benefits Paid/Transfers Out	9,362.00	
Superannuation Surcharge Tax		
Internal Transfer Out		
Closing balance at 30/06/2019	266,004.50	247,876.48

Members Statement

Trustee's Disclaimer

This statement has been prepared by the Trustee for the member whose name appears at the top of this statement. Every effort has been made by the Trustee to ensure the accuracy and completeness of this Statement. The Trustee does not accept any liability for any error, omission or misprint. All amounts shown in relation to benefits do not take into account any amounts which may be withheld to satisfy the requirements imposed by the Income Tax Assessment Act 1936.

Signed by all the trustees of the fund

Dianne Elizabeth Jakins
Trustee

Kevin Robert Jakins
Trustee

Paul Douglas Jakins
Trustee

Members Statement

Dianne Elizabeth Jakins
 9 Hayes Street
 Bunbury, Western Australia, 6230, Australia

Your Details

Date of Birth : 03/01/1961
 Age: 58
 Tax File Number: Provided
 Date Joined Fund: 01/04/2004
 Service Period Start Date: 01/07/2018
 Date Left Fund:
 Member Code: JAKDIA00001A
 Account Start Date 01/04/2004
 Account Phase: Accumulation Phase
 Account Description: Accumulation

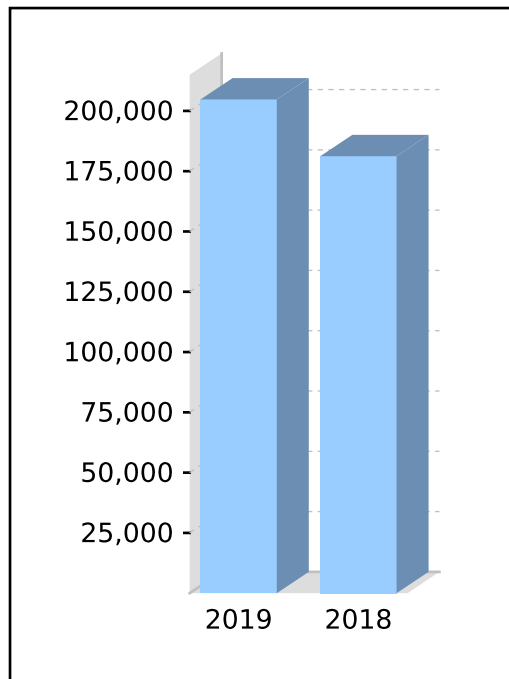
Nominated Beneficiaries N/A
 Vested Benefits 204,763.68
 Total Death Benefit 204,763.68

Your Balance

Total Benefits 204,763.68

Preservation Components
 Preserved 204,763.68
 Unrestricted Non Preserved
 Restricted Non Preserved

Tax Components
 Tax Free
 Taxable 204,763.68
 Investment Earnings Rate 5.61%



Your Detailed Account Summary

	This Year	Last Year
Opening balance at 01/07/2018	181,229.74	149,161.79
<u>Increases to Member account during the period</u>		
Employer Contributions		
Personal Contributions (Concessional)		9,532.26
Personal Contributions (Non Concessional)		
Government Co-Contributions		
Other Contributions		
Proceeds of Insurance Policies		
Transfers In	12,655.19	
Net Earnings	12,709.80	24,765.37
Internal Transfer In		
<u>Decreases to Member account during the period</u>		
Pensions Paid		
Contributions Tax		1,429.84
Income Tax	1,831.05	799.84
No TFN Excess Contributions Tax		
Excess Contributions Tax		
Refund Excess Contributions		
Division 293 Tax		
Insurance Policy Premiums Paid		
Management Fees		
Member Expenses		
Benefits Paid/Transfers Out		
Superannuation Surcharge Tax		
Internal Transfer Out		
Closing balance at 30/06/2019	204,763.68	181,229.74

Members Statement

Trustee's Disclaimer

This statement has been prepared by the Trustee for the member whose name appears at the top of this statement. Every effort has been made by the Trustee to ensure the accuracy and completeness of this Statement. The Trustee does not accept any liability for any error, omission or misprint. All amounts shown in relation to benefits do not take into account any amounts which may be withheld to satisfy the requirements imposed by the Income Tax Assessment Act 1936.

Signed by all the trustees of the fund

Dianne Elizabeth Jakins
Trustee

Kevin Robert Jakins
Trustee

Paul Douglas Jakins
Trustee

Members Statement

Kevin Robert Jakins
 9 Hayes Street
 Bunbury, Western Australia, 6230, Australia

Your Details

Date of Birth : 16/09/1986
 Age: 32
 Tax File Number: Provided
 Date Joined Fund: 01/04/2004
 Service Period Start Date: 01/07/2018
 Date Left Fund:
 Member Code: JAKKEV00001A
 Account Start Date: 01/04/2004
 Account Phase: Accumulation Phase
 Account Description: Accumulation

Nominated Beneficiaries N/A
 Vested Benefits 55,900.99
 Total Death Benefit 55,900.99

Your Balance

Total Benefits 55,900.99

Preservation Components

Preserved 55,900.99

Unrestricted Non Preserved

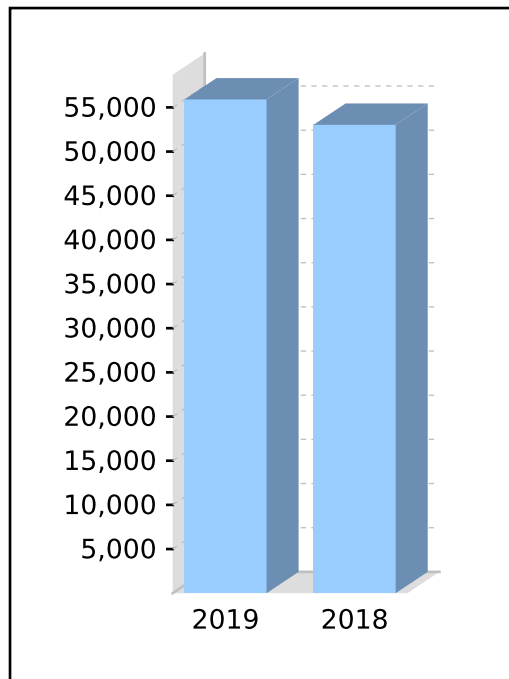
Restricted Non Preserved

Tax Components

Tax Free

Taxable 55,900.99

Investment Earnings Rate 6.45%



Your Detailed Account Summary

	This Year	Last Year
Opening balance at 01/07/2018	53,029.88	42,936.61
<u>Increases to Member account during the period</u>		
Employer Contributions	6,816.25	15,000.00
Personal Contributions (Concessional)		
Personal Contributions (Non Concessional)		
Government Co-Contributions		
Other Contributions		
Proceeds of Insurance Policies	1,858.69	
Transfers In	11.97	
Net Earnings	3,435.86	496.00
Internal Transfer In		
<u>Decreases to Member account during the period</u>		
Pensions Paid		
Contributions Tax	1,022.54	2,250.00
Income Tax	53.43	254.73
No TFN Excess Contributions Tax		
Excess Contributions Tax		
Refund Excess Contributions		
Division 293 Tax		
Insurance Policy Premiums Paid	2,943.71	2,898.00
Management Fees		
Member Expenses		
Benefits Paid/Transfers Out	5,231.98	
Superannuation Surcharge Tax		
Internal Transfer Out		
Closing balance at 30/06/2019	55,900.99	53,029.88

Members Statement

Trustee's Disclaimer

This statement has been prepared by the Trustee for the member whose name appears at the top of this statement. Every effort has been made by the Trustee to ensure the accuracy and completeness of this Statement. The Trustee does not accept any liability for any error, omission or misprint. All amounts shown in relation to benefits do not take into account any amounts which may be withheld to satisfy the requirements imposed by the Income Tax Assessment Act 1936.

Signed by all the trustees of the fund

Dianne Elizabeth Jakins
Trustee

Kevin Robert Jakins
Trustee

Paul Douglas Jakins
Trustee

Jakins Superannuation Fund Investment Summary Report

As at 30 June 2019

Investment	Units	Market Price	Market Value	Average Cost	Accounting Cost	Unrealised Gain/(Loss)	Gain/(Loss)%	Portfolio Weight%	
Cash/Bank Accounts									
Jakins Superannuation Fund		225,930.460000	225,930.46	225,930.46	225,930.46			43.02 %	
			225,930.46		225,930.46		0.00 %	43.02 %	
Shares in Listed Companies (Australian)									
BGA.AX	Bega Cheese Limited	2,000.00	4.780000	9,560.00	6.01	12,029.95	(2,469.95)	(20.53) %	1.82 %
BSL.AX	Bluescope Steel Limited	2,500.00	12.050000	30,125.00	16.73	41,829.90	(11,704.90)	(27.98) %	5.74 %
BLD.AX	Boral Limited.	2,000.00	5.120000	10,240.00	5.00	9,999.95	240.05	2.40 %	1.95 %
BXB.AX	Brambles Limited	1,000.00	12.880000	12,880.00	12.52	12,519.95	360.05	2.88 %	2.45 %
BKW.AX	Brickworks Limited	1,100.00	16.290000	17,919.00	16.23	17,849.95	69.05	0.39 %	3.41 %
CWP.AX	Cedar Woods Properties Limited	2,000.00	5.700000	11,400.00	4.65	9,299.95	2,100.05	22.58 %	2.17 %
DTL.AX	Data#3 Limited	10,000.00	2.120000	21,200.00	1.74	17,429.95	3,770.05	21.63 %	4.04 %
MMS.AX	Mcmillan Shakespeare Limited	1,000.00	12.210000	12,210.00	16.00	15,999.95	(3,789.95)	(23.69) %	2.32 %
MCP.AX	Mcperson's Limited	5,000.00	1.205000	6,025.00	1.19	5,969.95	55.05	0.92 %	1.15 %
NAB.AX	National Australia Bank Limited	1,500.00	26.720000	40,080.00	29.37	44,050.80	(3,970.80)	(9.01) %	7.63 %
NHC.AX	New Hope Corporation Limited	5,000.00	2.710000	13,550.00	2.71	13,529.95	20.05	0.15 %	2.58 %
ORG.AX	Origin Energy Limited	2,000.00	7.310000	14,620.00	8.39	16,789.95	(2,169.95)	(12.92) %	2.78 %
QHL.AX	Quickstep Holdings Limited	44,000.00	0.087000	3,828.00	0.34	14,939.84	(11,111.84)	(74.38) %	0.73 %
RWC.AX	Reliance Worldwide Corporation Limited	2,500.00	3.520000	8,800.00	5.91	14,779.95	(5,979.95)	(40.46) %	1.68 %
RUL.AX	Rpmglobal Holdings Limited	14,000.00	0.570000	7,980.00	0.59	8,279.95	(299.95)	(3.62) %	1.52 %
SUN.AX	Suncorp Group Limited	2,000.00	13.470000	26,940.00	13.92	27,833.36	(893.36)	(3.21) %	5.13 %
TWD.AX	Tamawood Limited	2,500.00	3.610000	9,025.00	3.66	9,144.95	(119.95)	(1.31) %	1.72 %
TNE.AX	Technology One Limited	1,000.00	7.880000	7,880.00	8.47	8,469.95	(589.95)	(6.97) %	1.50 %
SOL.AX	Washington H Soul Pattinson & Company Limited	1,000.00	21.990000	21,990.00	26.78	26,782.10	(4,792.10)	(17.89) %	4.19 %
			286,252.00		327,530.30	(41,278.30)	(12.60) %	54.51 %	
Units in Listed Unit Trusts (Australian)									
LLC.AX	Lendlease Group	1,000.00	13.000000	13,000.00	13.93	13,929.95	(929.95)	(6.68) %	2.48 %

Jakins Superannuation Fund
Investment Summary Report

As at 30 June 2019

Investment	Units	Market Price	Market Value	Average Cost	Accounting Cost	Unrealised Gain/(Loss)	Gain/ (Loss)%	Portfolio Weight%
			13,000.00		13,929.95	(929.95)	(6.68) %	2.48 %
			525,182.46		567,390.71	(42,208.25)	(7.44) %	100.00 %

Jakins Superannuation Fund

Investment Performance

As at 30 June 2019

Investment	Opening Value	Purchases / Additions	Sales / Reductions	Closing Value	Realised Market Gain	Unrealised Market Gain	Net Income	Income and Market Gain	Return %	
Bank Accounts										
Jakins Superannuation Fund	132,971.90	0.00	0.00	225,930.46	0.00	0.00	470.73	470.73	0.35 %	
	132,971.90	0.00	0.00	225,930.46	0.00	0.00	470.73	470.73	0.35 %	
Shares in Listed Companies (Australian)										
ANZ.AX	Australia And New Zealand Banking Group Limited	28,240.00	60,292.27	91,329.47	0.00	(2,036.75)	2,797.20	2,285.72	3,046.17	(108.90) %
BOQ.AX	Bank Of Queensland Limited.	0.00	33,989.90	33,989.90	0.00	(6,614.80)	0.00	2,357.14	(4,257.66)	0.00 %
BGA.AX	Bega Cheese Limited	0.00	12,029.95	0.00	9,560.00	0.00	(2,469.95)	157.14	(2,312.81)	(19.23) %
BEN.AX	Bendigo And Adelaide Bank Limited	0.00	16,874.95	16,874.95	0.00	45.10	0.00	750.00	795.10	0.00 %
BHP.AX	BHP Group Limited	0.00	65,929.02	65,929.02	0.00	4,676.15	0.00	4,398.57	9,074.72	0.00 %
BSL.AX	Bluescope Steel Limited	0.00	41,829.90	0.00	30,125.00	0.00	(11,704.90)	230.00	(11,474.90)	(27.43) %
BLD.AX	Boral Limited.	0.00	9,999.95	0.00	10,240.00	0.00	240.05	0.00	240.05	2.40 %
BXB.AX	Brambles Limited	0.00	12,519.95	0.00	12,880.00	0.00	360.05	0.00	360.05	2.88 %
BKW.AX	Brickworks Limited	0.00	41,143.00	23,293.05	17,919.00	2,026.53	69.05	1,070.00	3,165.58	17.73 %
BuyandSell	Buy and Sell in Same Year	0.00	365,386.41	365,386.41	0.00	12,468.82	0.00	0.00	12,468.82	0.00 %
CWP.AX	Cedar Woods Properties Limited	17,280.00	9,299.95	18,029.95	11,400.00	(2,639.90)	2,850.00	1,285.72	1,495.82	17.49 %
CIM.AX	Cimic Group Limited	42,300.00	0.00	43,301.90	0.00	5,639.30	1,001.90	1,071.43	7,712.63	(769.80) %
DTL.AX	Data#3 Limited	16,000.00	0.00	0.00	21,200.00	0.00	5,200.00	1,457.15	6,657.15	41.61 %
FLT.AX	Flight Centre Travel Group Limited	0.00	44,553.41	44,553.41	0.00	(6,599.01)	0.00	2,985.71	(3,613.30)	0.00 %
GXL.AX	Greencross Limited	13,440.00	0.00	18,629.95	0.00	(2,309.90)	5,189.95	235.71	3,115.76	(60.03) %
HIL.AX	Hills Limited	3,450.00	0.00	3,319.95	0.00	(639.90)	(130.05)	0.00	(769.95)	(592.04) %
MYX.AX	Mayne Pharma Group Limited	26,100.00	0.00	46,089.85	0.00	(22,499.75)	19,989.85	0.00	(2,509.90)	12.56 %
MMS.AX	Mcmillan Shakespeare Limited	0.00	39,054.90	23,054.95	12,210.00	3,088.64	(3,789.95)	1,342.85	641.54	4.01 %
MCP.AX	Mcperson's Limited	0.00	5,969.95	0.00	6,025.00	0.00	55.05	0.00	55.05	0.92 %
MND.AX	Monadelphous Group Limited	30,120.00	0.00	31,819.90	0.00	2,320.20	1,699.90	1,271.43	5,291.53	(311.28) %

Jakins Superannuation Fund

Investment Performance

As at 30 June 2019

Investment	Opening Value	Purchases / Additions	Sales / Reductions	Closing Value	Realised Market Gain	Unrealised Market Gain	Net Income	Income and Market Gain	Return %
NAB.AX National Australia Bank Limited	74,007.00	0.00	38,277.87	40,080.00	(4,478.48)	4,350.87	5,940.00	5,812.39	16.27 %
NHC.AX New Hope Corporation Limited	0.00	13,529.95	0.00	13,550.00	0.00	20.05	0.00	20.05	0.15 %
ORG.AX Origin Energy Limited	0.00	16,789.95	0.00	14,620.00	0.00	(2,169.95)	285.71	(1,884.24)	(11.22) %
PGC.AX Paragon Care Limited	8,250.00	0.00	8,019.95	0.00	(3,339.90)	(230.05)	285.71	(3,284.24)	(1,427.62) %
QBE.AX QBE Insurance Group Limited	38,960.00	0.00	44,788.40	0.00	(1,497.30)	5,828.40	248.29	4,579.39	(78.57) %
QHL.AX Quickstep Holdings Limited	10,800.00	0.00	8,919.96	3,828.00	460.10	1,947.96	0.00	2,408.06	128.09 %
RWC.AX Reliance Worldwide Corporation Limited	0.00	14,779.95	0.00	8,800.00	0.00	(5,979.95)	250.00	(5,729.95)	(38.77) %
RUL.AX Rpmglobal Holdings Limited	0.00	8,279.95	0.00	7,980.00	0.00	(299.95)	0.00	(299.95)	(3.62) %
SVW.AX Seven Group Holdings Limited	0.00	15,279.95	15,279.95	0.00	3,210.10	0.00	300.00	3,510.10	0.00 %
SUN.AX Suncorp Group Limited	29,180.00	27,833.36	27,733.24	26,940.00	1,431.72	(2,340.12)	2,342.86	1,434.46	4.90 %
TWD.AX Tamawood Limited	12,000.00	9,144.95	11,129.95	9,025.00	960.10	(990.00)	1,178.57	1,148.67	11.47 %
TNE.AX Technology One Limited	0.00	8,469.95	0.00	7,880.00	0.00	(589.95)	41.63	(548.32)	(6.47) %
SOL.AX Washington H Soul Pattinson & Company Limited	0.00	55,376.38	28,594.28	21,990.00	3,766.83	(4,792.10)	342.86	(682.41)	(2.55) %
	350,127.00	928,357.90	1,008,346.2	286,252.00	(12,562.10)	16,113.36	32,114.20	35,665.46	13.20 %
Units in Listed Unit Trusts (Australian)									
LLC.AX Lendlease Group	0.00	52,997.85	39,067.90	13,000.00	(1,687.85)	(929.95)	204.96	(2,412.84)	(17.32) %
SCP.AX Shopping Centres Australasia Property Group	0.00	7,819.95	7,819.95	0.00	20.10	0.00	217.50	237.60	0.00 %
	0.00	60,817.80	46,887.85	13,000.00	(1,667.75)	(929.95)	422.46	(2,175.24)	(15.62) %
	483,098.90	989,175.70	1,055,234.1	525,182.46	(14,229.85)	15,183.41	33,007.39	33,960.95	8.14 %

Jakins Superannuation Fund

Investment Movement Report

As at 30 June 2019

Investment	Opening Balance		Additions		Disposals			Closing Balance		
	Units	Cost	Units	Cost	Units	Cost	Accounting Profit/(Loss)	Units	Cost	Market Value
Bank Accounts										
Jakins Superannuation Fund		132,971.90		762,208.36		(669,249.80)			225,930.46	225,930.46
		132,971.90		762,208.36		(669,249.80)			225,930.46	225,930.46
Shares in Listed Companies (Australian)										
Australia And New Zealand Banking Group Limited	1,000.00	31,037.20	2,200.00	60,292.27	(3,200.00)	(91,329.47)	(2,036.75)		0.00	
Bank Of Queensland Limited.			3,000.00	33,989.90	(3,000.00)	(33,989.90)	(6,614.80)		0.00	
Bega Cheese Limited			2,000.00	12,029.95				2,000.00	12,029.95	9,560.00
Bendigo And Adelaide Bank Limited			1,500.00	16,874.95	(1,500.00)	(16,874.95)	45.10		0.00	
BHP Group Limited			2,000.00	65,929.02	(2,000.00)	(65,929.02)	4,676.15		0.00	
Bluescope Steel Limited			2,500.00	41,829.90				2,500.00	41,829.90	30,125.00
Boral Limited.			2,000.00	9,999.95				2,000.00	9,999.95	10,240.00
Brambles Limited			1,000.00	12,519.95				1,000.00	12,519.95	12,880.00
Brickworks Limited			2,600.00	41,143.00	(1,500.00)	(23,293.05)	2,026.53	1,100.00	17,849.95	17,919.00
Buy and Sell in Same Year										

Jakins Superannuation Fund

Investment Movement Report

As at 30 June 2019

Investment	Opening Balance		Additions		Disposals			Closing Balance		
	Units	Cost	Units	Cost	Units	Cost	Accounting Profit/(Loss)	Units	Cost	Market Value
			55,950.00	365,386.41	(55,950.00)	(365,386.41)	12,468.82		0.00	
Cedar Woods Properties Limited	3,000.00	18,029.95	2,000.00	9,299.95	(3,000.00)	(18,029.95)	(2,639.90)	2,000.00	9,299.95	11,400.00
Cimic Group Limited	1,000.00	43,301.90			(1,000.00)	(43,301.90)	5,639.30		0.00	
Data#3 Limited	10,000.00	17,429.95						10,000.00	17,429.95	21,200.00
Flight Centre Travel Group Limited			1,000.00	44,553.41	(1,000.00)	(44,553.41)	(6,599.01)		0.00	
Greencross Limited	3,000.00	18,629.95			(3,000.00)	(18,629.95)	(2,309.90)		0.00	
Hills Limited	15,000.00	3,319.95			(15,000.00)	(3,319.95)	(639.90)		0.00	
Mayne Pharma Group Limited	30,000.00	46,089.85			(30,000.00)	(46,089.85)	(22,499.75)		0.00	
Mcmillan Shakespeare Limited			2,500.00	39,054.90	(1,500.00)	(23,054.95)	3,088.64	1,000.00	15,999.95	12,210.00
Mcperson's Limited			5,000.00	5,969.95				5,000.00	5,969.95	6,025.00
Monadelphous Group Limited	2,000.00	31,819.90			(2,000.00)	(31,819.90)	2,320.20		0.00	
National Australia Bank Limited	2,700.00	82,328.67			(1,200.00)	(38,277.87)	(4,478.48)	1,500.00	44,050.80	40,080.00
New Hope Corporation Limited										

Jakins Superannuation Fund

Investment Movement Report

As at 30 June 2019

Investment	Opening Balance		Additions		Disposals			Closing Balance		Market Value
	Units	Cost	Units	Cost	Units	Cost	Accounting Profit/(Loss)	Units	Cost	
			5,000.00	13,529.95				5,000.00	13,529.95	13,550.00
Origin Energy Limited			2,000.00	16,789.95				2,000.00	16,789.95	14,620.00
Paragon Care Limited	10,000.00	8,019.95			(10,000.00)	(8,019.95)	(3,339.90)		0.00	
QBE Insurance Group Limited	4,000.00	44,788.40			(4,000.00)	(44,788.40)	(1,497.30)		0.00	
Quickstep Holdings Limited	144,000.00	23,859.80			(100,000.00)	(8,919.96)	460.10	44,000.00	14,939.84	3,828.00
Reliance Worldwide Corporation Limited			2,500.00	14,779.95				2,500.00	14,779.95	8,800.00
Rpmglobal Holdings Limited			14,000.00	8,279.95				14,000.00	8,279.95	7,980.00
Seven Group Holdings Limited			1,000.00	15,279.95	(1,000.00)	(15,279.95)	3,210.10		0.00	
Suncorp Group Limited	2,000.00	27,733.24	2,000.00	27,833.36	(2,000.00)	(27,733.24)	1,431.72	2,000.00	27,833.36	26,940.00
Tamawood Limited	3,000.00	11,129.95	2,500.00	9,144.95	(3,000.00)	(11,129.95)	960.10	2,500.00	9,144.95	9,025.00
Technology One Limited			1,000.00	8,469.95				1,000.00	8,469.95	7,880.00
Washington H Soul Pattinson & Company Limited			2,200.00	55,376.38	(1,200.00)	(28,594.28)	3,766.83	1,000.00	26,782.10	21,990.00
		407,518.66		928,357.90		(1,008,346.26)	(12,562.10)		327,530.30	286,252.00

Jakins Superannuation Fund Investment Movement Report

As at 30 June 2019

Investment	Opening Balance		Additions		Disposals			Closing Balance		
	Units	Cost	Units	Cost	Units	Cost	Accounting Profit/(Loss)	Units	Cost	Market Value
Units in Listed Unit Trusts (Australian)										
Lendlease Group			3,200.00	52,997.85	(2,200.00)	(39,067.90)	(1,687.85)	1,000.00	13,929.95	13,000.00
Shopping Centres Australasia Property Group			3,000.00	7,819.95	(3,000.00)	(7,819.95)	20.10		0.00	
				60,817.80		(46,887.85)	(1,667.75)		13,929.95	13,000.00
	540,490.56			1,751,384.06		(1,724,483.91)	(14,229.85)		567,390.71	525,182.46

Jakins Superannuation Fund

Detailed Schedule of Fund Assets

As at 30 June 2019

Transaction Date	Description	Units	Amount \$
Shares in Listed Companies (Australian) (77600)			
<u>Australia And New Zealand Banking Group Limited (ANZ.AX)</u>			
01/07/2017	Shares	1,000.00	31,037.20
30/06/2018	Revaluation - 29/06/2018 @ \$28.240000 (System Price) - 1,000.000000 Units on hand		(2,797.20)
16/08/2018	commsec	(1,000.00)	(31,037.20)
16/08/2018	Unrealised Gain writeback as at 16/08/2018		2,797.20
21/09/2018	commsec	1,200.00	34,120.90
28/09/2018	commsec	(1,200.00)	(34,120.90)
09/11/2018	commsec	1,000.00	26,171.37
13/11/2018	commsec	(1,000.00)	(26,171.37)
		0.00	0.00
<u>Bendigo And Adelaide Bank Limited (BEN.AX)</u>			
19/07/2018	commsec	1,500.00	16,874.95
04/09/2018	commsec	(1,500.00)	(16,874.95)
		0.00	0.00
<u>Bega Cheese Limited (BGA.AX)</u>			
05/11/2018	commsec	2,000.00	12,029.95
30/06/2019	Revaluation - 28/06/2019 @ \$4.780000 (System Price) - 2,000.000000 Units on hand		(2,469.95)
		2,000.00	9,560.00
<u>BHP Group Limited (BHP.AX)</u>			
24/08/2018	commsec	1,000.00	32,639.12
21/09/2018	commsec	(1,000.00)	(32,639.12)
09/11/2018	commsec	1,000.00	33,289.90
24/04/2019	commsec	(1,000.00)	(33,289.90)
		0.00	0.00
<u>Brickworks Limited (BKW.AX)</u>			
01/08/2018	commsec	319.00	4,942.12
02/08/2018	commsec	412.00	6,408.36
03/08/2018	commsec	769.00	11,942.57
09/11/2018	commsec	(1,500.00)	(23,293.05)
05/02/2019	commsec	1,100.00	17,849.95
30/06/2019	Revaluation - 28/06/2019 @ \$16.290000 (System Price) - 1,100.000000 Units on hand		69.05
		1,100.00	17,919.00
<u>Boral Limited. (BLD.AX)</u>			
09/05/2019	commsec	2,000.00	9,999.95
30/06/2019	Revaluation - 28/06/2019 @ \$5.120000 (System Price) - 2,000.000000 Units on hand		240.05
		2,000.00	10,240.00
<u>Bank Of Queensland Limited. (BOQ.AX)</u>			
07/09/2018	commsec	1,500.00	17,099.95
25/09/2018	commsec	1,500.00	16,889.95
02/05/2019	commsec	(1,500.00)	(17,099.95)
09/05/2019	commsec	(1,500.00)	(16,889.95)
		0.00	0.00
<u>Bluescope Steel Limited (BSL.AX)</u>			

Jakins Superannuation Fund

Detailed Schedule of Fund Assets

As at 30 June 2019

Transaction Date	Description	Units	Amount \$
04/09/2018	commsec	1,000.00	17,349.95
10/10/2018	commsec	1,500.00	24,479.95
30/06/2019	Revaluation - 28/06/2019 @ \$12.050000 (System Price) - 2,500.000000 Units on hand		(11,704.90)
		2,500.00	30,125.00
<u>Brambles Limited (BXB.AX)</u>			
22/05/2019	commsec	1,000.00	12,519.95
30/06/2019	Revaluation - 28/06/2019 @ \$12.880000 (System Price) - 1,000.000000 Units on hand		360.05
		1,000.00	12,880.00
<u>Buy and Sell in Same Year (BuyandSell)</u>			
01/07/2017	profit on sale of assets	1.00	0.00
30/06/2018	profit on sale of assets	(1.00)	0.00
09/07/2018	Commsec	173.00	215.87
10/07/2018	Commsec	9,827.00	11,714.08
10/08/2018	commsec	(10,000.00)	(11,929.95)
16/08/2018	commsec	2,000.00	14,849.95
16/08/2018	commsec	1,000.00	23,409.95
20/08/2018	commsec	1,000.00	26,481.74
20/08/2018	commsec	1,000.00	17,709.95
24/08/2018	commsec	(1,000.00)	(23,409.95)
29/08/2018	commsec (Auto reprocessed due to distribution entered / deleted on 30/06/2019)	(1,000.00)	(17,709.95)
31/08/2018	commsec	5,000.00	8,769.95
04/09/2018	commsec	1,250.00	18,292.45
04/09/2018	commsec	5,000.00	13,708.19
06/09/2018	commsec	1,200.00	13,913.95
13/09/2018	commsec	(1,000.00)	(26,481.74)
02/10/2018	commsec	(1,250.00)	(18,292.45)
10/10/2018	commsec	(1,200.00)	(13,913.95)
29/10/2018	commsec	(5,000.00)	(13,708.19)
05/11/2018	commsec	2,964.00	2,983.95
09/11/2018	commsec	4,575.00	4,575.00
09/11/2018	commsec	(2,000.00)	(14,849.95)
16/11/2018	commsec (Auto reprocessed due to distribution entered / deleted on 30/06/2019)	1,000.00	23,279.95
16/11/2018	commsec (Auto reprocessed due to distribution entered / deleted on 30/06/2019)	2,000.00	14,829.95
16/11/2018	commsec (Auto reprocessed due to distribution entered / deleted on 30/06/2019)	1,000.00	11,902.17
16/11/2018	commsec (Auto reprocessed due to distribution entered / deleted on 30/06/2019)	1,000.00	11,949.95
19/11/2018	commsec	2,461.00	2,461.00
22/11/2018	commsec	1,200.00	27,032.40
26/11/2018	commsec	(2,000.00)	(14,829.95)
04/12/2018	commsec	(10,000.00)	(10,019.95)
07/12/2018	commsec	(1,000.00)	(11,902.17)
12/12/2018	commsec	1,500.00	17,729.95
20/12/2018	commsec	1,000.00	14,419.95
04/01/2019	commsec	1,000.00	15,029.95
15/01/2019	commsec	(5,000.00)	(8,769.95)

Jakins Superannuation Fund

Detailed Schedule of Fund Assets

As at 30 June 2019

Transaction Date	Description	Units	Amount \$
15/01/2019	commsec	(1,000.00)	(14,419.95)
17/01/2019	commsec	800.00	16,886.26
22/01/2019	commsec	2,000.00	10,429.95
13/02/2019	commsec	(1,500.00)	(17,729.95)
20/02/2019	commsec	(1,000.00)	(23,279.95)
21/02/2019	commsec	(1,000.00)	(11,949.95)
22/02/2019	commsec	(2,000.00)	(43,918.66)
01/03/2019	commsec	(2,000.00)	(10,429.95)
18/03/2019	commsec	(1,000.00)	(15,029.95)
09/04/2019	commsec	1,000.00	24,529.95
22/05/2019	commsec	5,000.00	18,279.95
13/06/2019	commsec	(1,000.00)	(24,529.95)
20/06/2019	commsec	(5,000.00)	(18,279.95)
		0.00	0.00
<u>Cimic Group Limited (CIM.AX)</u>			
17/04/2018	shares	1,000.00	43,301.90
30/06/2018	Revaluation - 29/06/2018 @ \$42.300000 (System Price) - 1,000.000000 Units on hand		(1,001.90)
23/07/2018	commsec	(1,000.00)	(43,301.90)
23/07/2018	Unrealised Gain writeback as at 23/07/2018		1,001.90
		0.00	0.00
<u>Cedar Woods Properties Limited (CWP.AX)</u>			
08/06/2018	Shares	3,000.00	18,029.95
30/06/2018	Revaluation - 29/06/2018 @ \$5.760000 (System Price) - 3,000.000000 Units on hand		(749.95)
31/10/2018	commsec	(3,000.00)	(18,029.95)
31/10/2018	Unrealised Gain writeback as at 31/10/2018		749.95
24/01/2019	commsec	2,000.00	9,299.95
30/06/2019	Revaluation - 28/06/2019 @ \$5.700000 (System Price) - 2,000.000000 Units on hand		2,100.05
		2,000.00	11,400.00
<u>Data#3 Limited (DTL.AX)</u>			
05/01/2018	Shares	10,000.00	17,429.95
30/06/2018	Revaluation - 29/06/2018 @ \$1.600000 (System Price) - 10,000.000000 Units on hand		(1,429.95)
30/06/2019	Revaluation - 28/06/2019 @ \$2.120000 (System Price) - 10,000.000000 Units on hand		5,200.00
		10,000.00	21,200.00
<u>Flight Centre Travel Group Limited (FLT.AX)</u>			
07/03/2019	commsec	1,000.00	44,553.41
10/05/2019	commsec	(1,000.00)	(44,553.41)
		0.00	0.00
<u>Greencross Limited (GXL.AX)</u>			
18/01/2018	Shares	3,000.00	18,629.95
30/06/2018	Revaluation - 29/06/2018 @ \$4.480000 (System Price) - 3,000.000000 Units on hand		(5,189.95)
05/12/2018	commsec	(3,000.00)	(18,629.95)
05/12/2018	Unrealised Gain writeback as at 05/12/2018		5,189.95
		0.00	0.00
<u>Hills Limited (HIL.AX)</u>			

Jakins Superannuation Fund

Detailed Schedule of Fund Assets

As at 30 June 2019

Transaction Date	Description	Units	Amount \$
21/11/2017	Shares	15,000.00	3,319.95
30/06/2018	Revaluation - 29/06/2018 @ \$0.230000 (System Price) - 15,000.000000 Units on hand		130.05
09/11/2018	commsec	(15,000.00)	(3,319.95)
09/11/2018	Unrealised Gain writeback as at 09/11/2018		(130.05)
		0.00	0.00
<u>Mcperson's Limited (MCP.AX)</u>			
06/05/2019	commsec	5,000.00	5,969.95
30/06/2019	Revaluation - 28/06/2019 @ \$1.205000 (System Price) - 5,000.000000 Units on hand		55.05
		5,000.00	6,025.00
<u>Mcmillan Shakespeare Limited (MMS.AX)</u>			
10/08/2018	commsec	1,500.00	23,054.95
18/09/2018	commsec	(1,500.00)	(23,054.95)
13/11/2018	commsec	1,000.00	15,999.95
30/06/2019	Revaluation - 28/06/2019 @ \$12.210000 (System Price) - 1,000.000000 Units on hand		(3,789.95)
		1,000.00	12,210.00
<u>Monadelphous Group Limited (MND.AX)</u>			
17/05/2018	Shares	1,000.00	16,329.95
22/05/2018	shares	1,000.00	15,489.95
30/06/2018	Revaluation - 29/06/2018 @ \$15.060000 (System Price) - 2,000.000000 Units on hand		(1,699.90)
04/10/2018	commsec	(1,000.00)	(16,329.95)
04/10/2018	Unrealised Gain writeback as at 04/10/2018		849.95
10/05/2019	commsec	(1,000.00)	(15,489.95)
10/05/2019	Unrealised Gain writeback as at 10/05/2019		849.95
		0.00	0.00
<u>Mayne Pharma Group Limited (MYX.AX)</u>			
01/07/2017	Shares	10,000.00	20,429.95
01/07/2017	shares	10,000.00	13,179.95
21/12/2017	shares	10,000.00	12,479.95
30/06/2018	Revaluation - 29/06/2018 @ \$0.870000 (System Price) - 30,000.000000 Units on hand		(19,989.85)
21/09/2018	commsec	(10,000.00)	(20,429.95)
21/09/2018	Unrealised Gain writeback as at 21/09/2018		6,663.28
15/05/2019	commsec	(20,000.00)	(25,659.90)
15/05/2019	Unrealised Gain writeback as at 15/05/2019		13,326.57
		0.00	0.00
<u>National Australia Bank Limited (NAB.AX)</u>			
02/11/2017	shares	1,500.00	47,847.34
26/03/2018	shares	1,200.00	34,481.33
30/06/2018	Revaluation - 29/06/2018 @ \$27.410000 (System Price) - 2,700.000000 Units on hand		(8,321.67)
16/08/2018	commsec	(1,200.00)	(38,277.87)
16/08/2018	Unrealised Gain writeback as at 16/08/2018		3,698.52
30/06/2019	Revaluation - 28/06/2019 @ \$26.720000 (System Price) - 1,500.000000 Units on hand		652.35
		1,500.00	40,080.00
<u>New Hope Corporation Limited (NHC.AX)</u>			

Jakins Superannuation Fund

Detailed Schedule of Fund Assets

As at 30 June 2019

Transaction Date	Description	Units	Amount \$
02/05/2019	commsec	5,000.00	13,529.95
30/06/2019	Revaluation - 28/06/2019 @ \$2.710000 (System Price) - 5,000.000000 Units on hand		20.05
		5,000.00	13,550.00
<u>Origin Energy Limited (ORG.AX)</u>			
04/10/2018	commsec	2,000.00	16,789.95
30/06/2019	Revaluation - 28/06/2019 @ \$7.310000 (System Price) - 2,000.000000 Units on hand		(2,169.95)
		2,000.00	14,620.00
<u>Paragon Care Limited (PGC.AX)</u>			
11/01/2018	shares	10,000.00	8,019.95
30/06/2018	Revaluation - 29/06/2018 @ \$0.825000 (System Price) - 10,000.000000 Units on hand		230.05
19/02/2019	commsec	(10,000.00)	(8,019.95)
19/02/2019	Unrealised Gain writeback as at 19/02/2019		(230.05)
		0.00	0.00
<u>QBE Insurance Group Limited (QBE.AX)</u>			
01/07/2017	shares	1,000.00	12,709.95
01/12/2017	shares	3,000.00	32,078.45
30/06/2018	Revaluation - 29/06/2018 @ \$9.740000 (System Price) - 4,000.000000 Units on hand		(5,828.40)
24/08/2018	commsec	(3,000.00)	(34,095.58)
24/08/2018	Unrealised Gain writeback as at 24/08/2018		4,371.30
19/09/2018	commsec	(1,000.00)	(10,692.82)
19/09/2018	Unrealised Gain writeback as at 19/09/2018		1,457.10
		0.00	0.00
<u>Quickstep Holdings Limited (QHL.AX)</u>			
01/07/2017	shares	10,000.00	3,119.95
01/07/2017	shares	4,000.00	2,080.00
01/07/2017	shares	10,000.00	3,619.95
01/07/2017	shares	20,000.00	6,119.95
27/09/2017	shares	100,000.00	8,919.95
30/06/2018	Revaluation - 29/06/2018 @ \$0.075000 (System Price) - 144,000.000000 Units on hand		(13,059.80)
01/08/2018	commsec	(9,349.00)	(833.93)
01/08/2018	Unrealised Gain writeback as at 01/08/2018		847.89
08/08/2018	commsec	(47,934.00)	(4,275.69)
08/08/2018	Unrealised Gain writeback as at 08/08/2018		4,347.28
27/08/2018	commsec	(42,717.00)	(3,810.34)
27/08/2018	Unrealised Gain writeback as at 27/08/2018		3,874.14
30/06/2019	Revaluation - 28/06/2019 @ \$0.087000 (System Price) - 44,000.000000 Units on hand		(7,121.35)
		44,000.00	3,828.00
<u>Rpmglobal Holdings Limited (RUL.AX)</u>			
22/05/2019	commsec	13,881.00	8,209.74
23/05/2019	commsec	119.00	70.21
30/06/2019	Revaluation - 27/06/2019 @ \$0.570000 (System Price) - 14,000.000000 Units on hand		(299.95)
		14,000.00	7,980.00
<u>Reliance Worldwide Corporation Limited (RWC.AX)</u>			

Jakins Superannuation Fund

Detailed Schedule of Fund Assets

As at 30 June 2019

Transaction Date	Description	Units	Amount \$
02/08/2018	commsec	2,500.00	14,779.95
30/06/2019	Revaluation - 28/06/2019 @ \$3.520000 (System Price) - 2,500.000000 Units on hand		(5,979.95)
		2,500.00	8,800.00
<u>Washington H Soul Pattinson & Company Limited (SOL.AX)</u>			
11/09/2018	commsec	1,200.00	28,594.28
18/10/2018	commsec	(1,200.00)	(28,594.28)
04/04/2019	commsec	1,000.00	26,782.10
30/06/2019	Revaluation - 28/06/2019 @ \$21.990000 (System Price) - 1,000.000000 Units on hand		(4,792.10)
		1,000.00	21,990.00
<u>Suncorp Group Limited (SUN.AX)</u>			
18/05/2018	shares	2,000.00	27,733.24
30/06/2018	Revaluation - 29/06/2018 @ \$14.590000 (System Price) - 2,000.000000 Units on hand		1,446.76
21/09/2018	commsec	(2,000.00)	(27,733.24)
21/09/2018	Unrealised Gain writeback as at 21/09/2018		(1,446.76)
12/10/2018	commsec	2,000.00	27,833.36
30/06/2019	Revaluation - 28/06/2019 @ \$13.470000 (System Price) - 2,000.000000 Units on hand		(893.36)
		2,000.00	26,940.00
<u>Seven Group Holdings Limited (SVW.AX)</u>			
07/12/2018	commsec	1,000.00	15,279.95
10/05/2019	commsec	(1,000.00)	(15,279.95)
		0.00	0.00
<u>Technology One Limited (TNE.AX)</u>			
23/05/2019	commsec	1,000.00	8,469.95
30/06/2019	Revaluation - 28/06/2019 @ \$7.880000 (System Price) - 1,000.000000 Units on hand		(589.95)
		1,000.00	7,880.00
<u>Tamawood Limited (TWD.AX)</u>			
01/07/2017	shares	300.00	1,129.95
01/07/2017	shares	2,700.00	10,000.00
30/06/2018	Revaluation - 29/06/2018 @ \$4.000000 (System Price) - 3,000.000000 Units on hand		870.05
16/11/2018	commsec (Auto reprocessed due to distribution entered / deleted on 30/06/2019)	(3,000.00)	(11,129.95)
16/11/2018	Unrealised Gain writeback as at 16/11/2018		(870.05)
18/12/2018	commsec	2,500.00	9,144.95
30/06/2019	Revaluation - 28/06/2019 @ \$3.610000 (System Price) - 2,500.000000 Units on hand		(119.95)
		2,500.00	9,025.00
<u>Units in Listed Unit Trusts (Australian) (78200)</u>			
<u>Lendlease Group (LLC.AX)</u>			
24/08/2018	commsec	1,200.00	24,857.95
29/08/2018	commsec (Auto reprocessed due to distribution entered / deleted on 30/06/2019)	(1,200.00)	(24,857.95)
13/11/2018	commsec	1,000.00	14,209.95
16/11/2018	commsec (Auto reprocessed due to distribution entered / deleted on 30/06/2019)	(1,000.00)	(14,209.95)
15/05/2019	commsec	1,000.00	13,929.95
30/06/2019	Revaluation - 28/06/2019 @ \$13.000000 (System Price) -		(929.95)

Jakins Superannuation Fund
Detailed Schedule of Fund Assets

As at 30 June 2019

Transaction Date	Description	Units	Amount \$
	1,000.000000 Units on hand		
		1,000.00	13,000.00
<u>Shopping Centres Australasia Property Group (SCP.AX1)</u>			
16/11/2018	commsec (Auto reprocessed due to distribution entered / deleted on 30/06/2019)	3,000.00	7,819.95
02/01/2019	commsec (Auto reprocessed due to distribution entered / deleted on 29/01/2019)	(3,000.00)	(7,819.95)
		0.00	0.00