

**Lands Super Fund**  
**LANDS SUPER PTY LTD ACN: 149581788**  
**Trustees Declaration**

---

The directors of the trustee company have determined that the fund is not a reporting entity and that the special purpose financial statements should be prepared in accordance with the accounting policies described in Note 1 to the financial statements.

The directors of the trustee company declare that:

- (i) the financial statements and notes to the financial statements for the year ended 30 June 2017 present fairly, in all material respects, the financial position of the superannuation fund at 30 June 2017 and the results of its operations for the year ended on that date in accordance with the accounting policies described in Note 1 to the financial statements;
- (ii) the financial statements and notes to the financial statements have been prepared in accordance with the requirements of the trust deed; and
- (iii) the operation of the superannuation fund has been carried out in accordance with its trust deed and in compliance with the requirements of the Superannuation Industry (Supervision) Act 1993 and associated Regulations during the year ended 30 June 2017.

Specifically, the directors of the trustee company declare that:

- in accordance with s120 of the Superannuation Industry (Supervision) Act 1993, no individual trustee has been or is a disqualified person;
- the fund has satisfactory title to all assets, all assets are unencumbered and free from charge as prescribed by s50 of the Superannuation Industry (Supervision) Act 1993 and reg13.14 of the Superannuation Industry (Supervision) Act 1994; and
- to the knowledge of the directors of the trustee company, there have been no events or transactions subsequent to the balance date which could have a material impact on the fund. Where such events have occurred, the effect of such events has been accounted and noted in the fund's financial statements.

Signed in accordance with a resolution of the directors of the trustee company by:

.....  
Lawrence Patrick Sceresini  
LANDS SUPER PTY LTD  
Director

.....  
Susan Jane Rosenblatt  
LANDS SUPER PTY LTD  
Director

19 December 2018

# Members Statement

Lawrence Patrick Sceresini  
 22 HOLBORN CRESCENT  
 CARINDALE, Queensland, 4152, Australia

## Your Details

Date of Birth : 22/04/1953  
 Age: 64  
 Tax File Number: Provided  
 Date Joined Fund: 09/03/2011  
 Service Period Start Date: 09/07/1973  
 Date Left Fund: 30/06/2017  
 Member Code: SCELAW00001A  
 Account Start Date 09/03/2011  
 Account Type: Accumulation  
 Account Description: Accumulation

Nominated Beneficiaries N/A  
 Vested Benefits  
 Total Death Benefit

## Your Balance


### Total Benefits

#### Preservation Components

Preserved  
 Unrestricted Non Preserved  
 Restricted Non Preserved

#### Tax Components

Tax Free  
 Taxable



## Your Detailed Account Summary

This Year

Opening balance at 01/07/2016

#### Increases to Member account during the period

Employer Contributions  
 Personal Contributions (Concessional)  
 Personal Contributions (Non Concessional)  
 Government Co-Contributions  
 Other Contributions  
 Proceeds of Insurance Policies  
 Transfers In  
 Net Earnings  
 Internal Transfer In

#### Decreases to Member account during the period

Pensions Paid  
 Contributions Tax  
 Income Tax  
 No TFN Excess Contributions Tax  
 Excess Contributions Tax  
 Refund Excess Contributions  
 Division 293 Tax  
 Insurance Policy Premiums Paid  
 Management Fees  
 Member Expenses  
 Benefits Paid/Transfers Out  
 Superannuation Surcharge Tax  
 Internal Transfer Out

Closing balance at 30/06/2017

0.00

# Members Statement

Lawrence Patrick Sceresini  
 22 HOLBORN CRESCENT  
 CARINDALE, Queensland, 4152, Australia

### Your Details

Date of Birth : 22/04/1953  
 Age: 64  
 Tax File Number: Provided  
 Date Joined Fund: 09/03/2011  
 Service Period Start Date: 09/07/1973  
 Date Left Fund:  
 Member Code: SCELAW00002P  
 Account Start Date 01/07/2016  
 Account Type: Pension  
 Account Description: Account Based Pension  
 101

Nominated Beneficiaries N/A  
 Vested Benefits 968,691.05  
 Total Death Benefit 968,691.05

### Your Balance

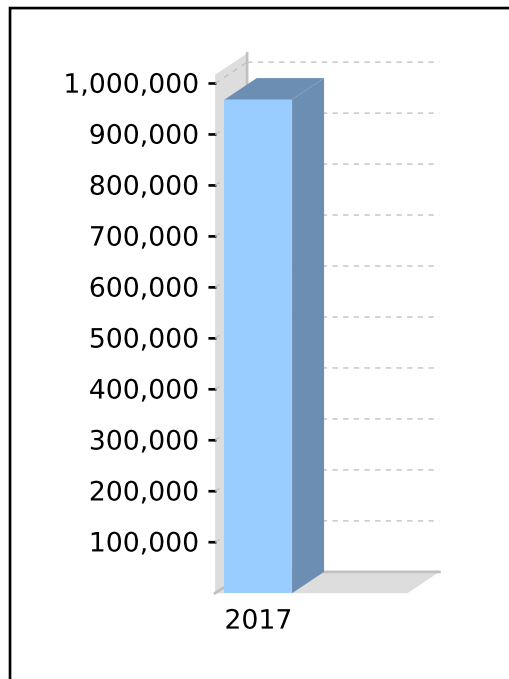
Total Benefits 968,691.05

#### Preservation Components

Preserved  
 Unrestricted Non Preserved 968,691.05  
 Restricted Non Preserved

#### Tax Components

Tax Free (37.20%) 360,394.95  
 Taxable 608,296.10



### Your Detailed Account Summary

	This Year
Opening balance at 01/07/2016	968,691.05
<u>Increases to Member account during the period</u>	
Employer Contributions	
Personal Contributions (Concessional)	
Personal Contributions (Non Concessional)	
Government Co-Contributions	
Other Contributions	
Proceeds of Insurance Policies	
Transfers In	
Net Earnings	
Internal Transfer In	
<u>Decreases to Member account during the period</u>	
Pensions Paid	
Contributions Tax	
Income Tax	
No TFN Excess Contributions Tax	
Excess Contributions Tax	
Refund Excess Contributions	
Division 293 Tax	
Insurance Policy Premiums Paid	
Management Fees	
Member Expenses	
Benefits Paid/Transfers Out	
Superannuation Surcharge Tax	
Internal Transfer Out	
Closing balance at 30/06/2017	968,691.05

# Members Statement

Susan Jane Rosenblatt  
 22 HOLBORN CRESCENT  
 CARINDALE, Queensland, 4152, Australia

### Your Details

Date of Birth : 19/05/1950  
 Age: 67  
 Tax File Number: Provided  
 Date Joined Fund: 09/03/2011  
 Service Period Start Date: 17/04/1990  
 Date Left Fund:  
 Member Code: ROSSUS00001A  
 Account Start Date 09/03/2011  
 Account Type: Accumulation  
 Account Description: Accumulation

Nominated Beneficiaries N/A  
 Vested Benefits  
 Total Death Benefit

### Your Balance


#### Total Benefits

Preservation Components

Preserved  
 Unrestricted Non Preserved  
 Restricted Non Preserved

Tax Components

Tax Free  
 Taxable



### Your Detailed Account Summary

This Year

Opening balance at 01/07/2016

Increases to Member account during the period

Employer Contributions  
 Personal Contributions (Concessional)  
 Personal Contributions (Non Concessional)  
 Government Co-Contributions  
 Other Contributions  
 Proceeds of Insurance Policies  
 Transfers In  
 Net Earnings  
 Internal Transfer In

Decreases to Member account during the period

Pensions Paid  
 Contributions Tax  
 Income Tax  
 No TFN Excess Contributions Tax  
 Excess Contributions Tax  
 Refund Excess Contributions  
 Division 293 Tax  
 Insurance Policy Premiums Paid  
 Management Fees  
 Member Expenses  
 Benefits Paid/Transfers Out  
 Superannuation Surcharge Tax  
 Internal Transfer Out

Closing balance at 30/06/2017

0.00

# Members Statement

Susan Jane Rosenblatt  
 22 HOLBORN CRESCENT  
 CARINDALE, Queensland, 4152, Australia

### Your Details

Date of Birth : 19/05/1950  
 Age: 67  
 Tax File Number: Provided  
 Date Joined Fund: 09/03/2011  
 Service Period Start Date: 17/04/1990  
 Date Left Fund:  
 Member Code: ROSSUS00002P  
 Account Start Date 01/07/2016  
 Account Type: Pension  
 Account Description: Account Based Pension  
 101

Nominated Beneficiaries N/A  
 Vested Benefits 800,490.27  
 Total Death Benefit 800,490.27

### Your Balance

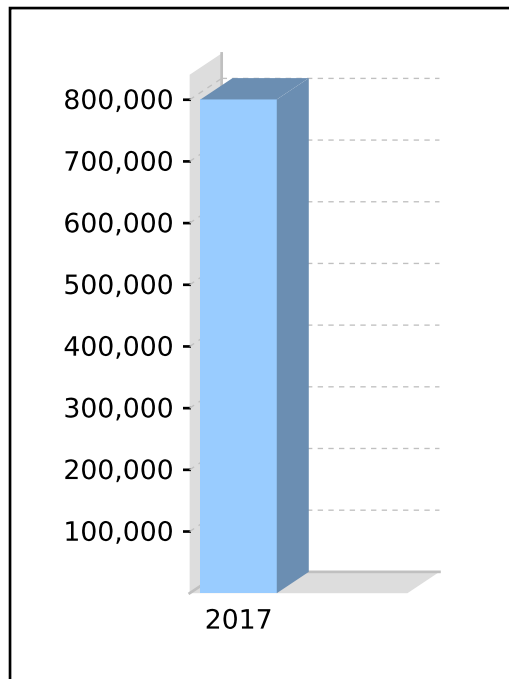
Total Benefits 800,490.27

#### Preservation Components

Preserved  
 Unrestricted Non Preserved 800,490.27  
 Restricted Non Preserved

#### Tax Components

Tax Free (79.91%) 639,683.34  
 Taxable 160,806.93



### Your Detailed Account Summary

	This Year
Opening balance at 01/07/2016	800,490.27
<u>Increases to Member account during the period</u>	
Employer Contributions	
Personal Contributions (Concessional)	
Personal Contributions (Non Concessional)	
Government Co-Contributions	
Other Contributions	
Proceeds of Insurance Policies	
Transfers In	
Net Earnings	
Internal Transfer In	
<u>Decreases to Member account during the period</u>	
Pensions Paid	
Contributions Tax	
Income Tax	
No TFN Excess Contributions Tax	
Excess Contributions Tax	
Refund Excess Contributions	
Division 293 Tax	
Insurance Policy Premiums Paid	
Management Fees	
Member Expenses	
Benefits Paid/Transfers Out	
Superannuation Surcharge Tax	
Internal Transfer Out	
Closing balance at 30/06/2017	800,490.27

**Lands Super Fund**

**Contributions Breakdown Report**

For The Period 01 July 2016 - 30 June 2017

**Summary**

Member	D.O.B	Age (at 30/06/2016)	Concessional	Non-Concessional	Other	Reserves	Total
Rosenblatt, Susan Jane	19/05/1950	66 *2	0.00	0.00	207.60	0.00	207.60
Sceresini, Lawrence Patrick	22/04/1953	63	0.00	0.00	0.00	0.00	0.00
<b>All Members</b>			<b>0.00</b>	<b>0.00</b>	<b>207.60</b>	<b>0.00</b>	<b>207.60</b>

\*2 Members aged 65 to 74 must meet work test to accept non-mandated contribution e.g. salary sacrifice, member contributions.

**Contribution Caps**

Member	Contribution Type	Contributions	Cap	Current Position
Rosenblatt, Susan Jane	Concessional	0.00	35,000.00	35,000.00 Below Cap
	Non-Concessional	0.00	180,000.00	180,000.00 Below Cap
Sceresini, Lawrence Patrick	Concessional	0.00	35,000.00	35,000.00 Below Cap
	Non-Concessional	0.00	180,000.00	180,000.00 Below Cap

**NCC Bring Forward Caps**

Member	Bring Forward Cap	2014	2015	2016	2017	Total	Current Position
Rosenblatt, Susan Jane	N/A	0.00	0.00	0.00	0.00	N/A	Bring Forward Not Triggered
Sceresini, Lawrence Patrick	N/A	0.00	0.00	0.00	0.00	N/A	Bring Forward Not Triggered

**Rosenblatt, Susan Jane**

Date	Transaction Description	Ledger Data				SuperStream Data					
		Contribution Type	Concessional	Non-Concessional	Other	Reserves	Contribution Type	Employer	Concessional	Non-Concessional	Other
30/06/2017	Conversion-PL	Government Co-Contributions			207.60						
<b>Total - Rosenblatt, Susan Jane</b>			<b>0.00</b>	<b>0.00</b>	<b>207.60</b>	<b>0.00</b>		<b>0.00</b>	<b>0.00</b>	<b>0.00</b>	

**Total for all members**

---

0.00	0.00	207.60	0.00
------	------	--------	------

---

# Lands Super Fund Investment Summary Report

As at 30 June 2017

Investment	Units	Market Price	Market Value	Average Cost	Accounting Cost	Unrealised Gain/(Loss)	Gain/(Loss)%	Portfolio Weight%
<b>Cash/Bank Accounts</b>								
Macquarie Bank Account #9718		78,824.540000	78,824.54	78,824.54	78,824.54			4.50 %
QUDOs Bank Account #2757		539,208.090000	539,208.09	539,208.09	539,208.09			30.80 %
			<b>618,032.63</b>		<b>618,032.63</b>		<b>0.00 %</b>	<b>35.30 %</b>
<b>Fixtures and Fittings (at written down value) - Unitised</b>								
LANDSBLIN D Blinds Internal	1.00	1,020.000000	1,020.00	1,366.00	1,366.00	(346.00)	(25.33) %	0.06 %
			<b>1,020.00</b>		<b>1,366.00</b>	<b>(346.00)</b>	<b>(25.33) %</b>	<b>0.06 %</b>
<b>Other Revaluations</b>								
Other Revaluations						(70,201.10)		
						<b>(70,201.10)</b>	<b>0.00 %</b>	<b>0.00 %</b>
<b>Real Estate Properties ( Australian - Residential)</b>								
40/1914CR 40/1914 Creek Road Cannon Hill	1.00	458,980.000000	458,980.00	440,592.64	440,592.64	18,387.36	4.17 %	26.22 %
			<b>458,980.00</b>		<b>440,592.64</b>	<b>18,387.36</b>	<b>4.17 %</b>	<b>26.22 %</b>
<b>Shares in Listed Companies (Australian)</b>								
AFG.AX Australian Finance Group Ltd	10,000.00	1.285000	12,850.00	1.50	14,998.29	(2,148.29)	(14.32) %	0.73 %
CSR.AX CSR Limited	5,000.00	4.230000	21,150.00	4.56	22,795.28	(1,645.28)	(7.22) %	1.21 %
DDR.AX Dicker Data Limited	10,000.00	2.370000	23,700.00	2.49	24,907.17	(1,207.17)	(4.85) %	1.35 %
FXL.AX Flexigroup Limited	24,485.00	1.825000	44,685.13	3.31	81,089.04	(36,403.91)	(44.89) %	2.55 %
FGG.AX Future Generation Global Investment Company Limited	20,000.00	1.080000	21,600.00	1.17	23,428.48	(1,828.48)	(7.80) %	1.23 %
GUD.AX G.U.D. Holdings Limited	2,000.00	12.910000	25,820.00	10.69	21,388.04	4,431.96	20.72 %	1.47 %
HSO.AX HEALTHCOPE LIMITED	10,000.00	2.210000	22,100.00	3.14	31,393.74	(9,293.74)	(29.60) %	1.26 %
IRE.AX Iress Limited	1,000.00	12.690000	12,690.00	12.33	12,330.04	359.96	2.92 %	0.72 %
MML.AX Medusa Mining Limited	10,000.00	0.280000	2,800.00	1.96	19,577.16	(16,777.16)	(85.70) %	0.16 %
MYR.AX Myer Holdings Limited	50,000.00	0.835000	41,750.00	1.40	70,118.31	(28,368.31)	(40.46) %	2.38 %
NST.AX Northern Star Resources Ltd	10,000.00	4.750000	47,500.00	1.49	14,897.99	32,602.01	218.83 %	2.71 %



# Lands Super Fund Investment Summary Report

As at 30 June 2017

Investment		Units	Market Price	Market Value	Average Cost	Accounting Cost	Unrealised Gain/(Loss)	Gain/(Loss)%	Portfolio Weight%
PRT.AX	Prime Media Group Limited	50,000.00	0.380000	19,000.00	0.87	43,643.78	(24,643.78)	(56.47) %	1.09 %
SUN.AX	Suncorp Group Limited	1,000.00	14.820000	14,820.00	13.97	13,974.64	845.36	6.05 %	0.85 %
TEN.AX	TEN Network Holdings Limited	2,141.00	0.160000	342.56	5.11	10,937.85	(10,595.29)	(96.87) %	0.02 %
TRS.AX	The Reject Shop Limited	5,000.00	4.160000	20,800.00	5.87	29,363.08	(8,563.08)	(29.16) %	1.19 %
VLW.AX	Villa World Limited.	13,737.00	2.250000	30,908.25	2.43	33,379.84	(2,471.59)	(7.40) %	1.77 %
WAM.AX	WAM Capital Limited	57,009.00	2.390000	136,251.51	1.96	111,776.64	24,474.87	21.90 %	7.78 %
				<b>498,767.45</b>		<b>579,999.37</b>	<b>(81,231.92)</b>	<b>(14.01) %</b>	<b>28.49 %</b>
<b>Units in Listed Unit Trusts (Australian)</b>									
YMAX.AX	Betashares Aus Top20 Equity Yield Max Fund (mg Fd)	5,000.00	9.090000	45,450.00	9.52	47,580.28	(2,130.28)	(4.48) %	2.60 %
SGP.AX	Stockland	10,000.00	4.380000	43,800.00	3.86	38,628.61	5,171.39	13.39 %	2.50 %
VCX.AX	Vicinity Centres	32,900.00	2.570000	84,553.00	3.03	99,834.83	(15,281.83)	(15.31) %	4.83 %
				<b>173,803.00</b>		<b>186,043.72</b>	<b>(12,240.72)</b>	<b>(6.58) %</b>	<b>9.93 %</b>
				<b>1,750,603.08</b>		<b>1,826,034.36</b>	<b>(145,632.38)</b>	<b>(7.98) %</b>	<b>100.00 %</b>

Lands Super Fund

**Unrealised Capital Gains - Detailed**

As at 30 June 2017

Investment	Contract Date	Units	Cost	Tax Deferred /Depreciation	CGT Cost Base	Market Value	Projected Profit / (Loss)	Taxable Profit Indexation	Taxable Profit Discounted
<b>Fixtures and Fittings (at written down value) - Unitised</b>									
Blinds Internal									
	17/09/2014	1.00	1,366.00	346.00	1,020.00	1,020.0000	0.00	0.00	0.00
		<b>1.00</b>	<b>1,366.00</b>	<b>346.00</b>	<b>1,020.00</b>	<b>1,020.0000</b>	<b>0.00</b>	<b>0.00</b>	<b>0.00</b>
		<b>1.00</b>	<b>1,366.00</b>	<b>346.00</b>	<b>1,020.00</b>	<b>1,020.0000</b>	<b>0.00</b>	<b>0.00</b>	<b>0.00</b>
<b>Real Estate Properties ( Australian - Residential)</b>									
40/1914 Creek Road Cannon Hill									
	17/09/2014	1.00	440,592.64	0.00	440,592.64	458,980.0000	18,387.36	0.00	12,258.24
		<b>1.00</b>	<b>440,592.64</b>	<b>0.00</b>	<b>440,592.64</b>	<b>458,980.0000</b>	<b>18,387.36</b>	<b>0.00</b>	<b>12,258.24</b>
		<b>1.00</b>	<b>440,592.64</b>	<b>0.00</b>	<b>440,592.64</b>	<b>458,980.0000</b>	<b>18,387.36</b>	<b>0.00</b>	<b>12,258.24</b>
<b>Shares in Listed Companies (Australian)</b>									
Australian Finance Group Ltd									
	30/01/2017	10,000.00	14,998.29	0.00	14,998.29	12,850.0000	(2,148.29)	0.00	0.00
		<b>10,000.00</b>	<b>14,998.29</b>	<b>0.00</b>	<b>14,998.29</b>	<b>12,850.0000</b>	<b>(2,148.29)</b>	<b>0.00</b>	<b>0.00</b>
CSR Limited									
	29/12/2016	5,000.00	22,795.28	0.00	22,795.28	21,150.0000	(1,645.28)	0.00	0.00
		<b>5,000.00</b>	<b>22,795.28</b>	<b>0.00</b>	<b>22,795.28</b>	<b>21,150.0000</b>	<b>(1,645.28)</b>	<b>0.00</b>	<b>0.00</b>
Dicker Data Limited									
	31/01/2017	10,000.00	24,907.17	0.00	24,907.17	23,700.0000	(1,207.17)	0.00	0.00
		<b>10,000.00</b>	<b>24,907.17</b>	<b>0.00</b>	<b>24,907.17</b>	<b>23,700.0000</b>	<b>(1,207.17)</b>	<b>0.00</b>	<b>0.00</b>
Future Generation Global Investment Company Limited									
	15/01/2016	20,000.00	23,428.48	0.00	23,428.48	21,600.0000	(1,828.48)	0.00	0.00

Lands Super Fund

**Unrealised Capital Gains - Detailed**

As at 30 June 2017

Investment	Contract Date	Units	Cost	Tax Deferred /Depreciation	CGT Cost Base	Market Value	Projected Profit / (Loss)	Taxable Profit Indexation	Taxable Profit Discounted
<b>Shares in Listed Companies (Australian)</b>									
Future Generation Global Investment Company Limited									
		<b>20,000.00</b>	<b>23,428.48</b>	<b>0.00</b>	<b>23,428.48</b>	<b>21,600.0000</b>	<b>(1,828.48)</b>	<b>0.00</b>	<b>0.00</b>
Flexigroup Limited									
	01/06/2015	20,000.00	71,222.04	0.00	71,222.04	36,500.0000	(34,722.04)	0.00	0.00
	25/11/2015	4,485.00	9,867.00	0.00	9,867.00	8,185.1250	(1,681.88)	0.00	0.00
		<b>24,485.00</b>	<b>81,089.04</b>	<b>0.00</b>	<b>81,089.04</b>	<b>44,685.1250</b>	<b>(36,403.92)</b>	<b>0.00</b>	<b>0.00</b>
G.U.D. Holdings Limited									
	29/09/2016	2,000.00	21,388.04	0.00	21,388.04	25,820.0000	4,431.96	0.00	0.00
		<b>2,000.00</b>	<b>21,388.04</b>	<b>0.00</b>	<b>21,388.04</b>	<b>25,820.0000</b>	<b>4,431.96</b>	<b>0.00</b>	<b>0.00</b>
HEALTHCOPE LIMITED									
	20/09/2016	10,000.00	31,393.74	0.00	31,393.74	22,100.0000	(9,293.74)	0.00	0.00
		<b>10,000.00</b>	<b>31,393.74</b>	<b>0.00</b>	<b>31,393.74</b>	<b>22,100.0000</b>	<b>(9,293.74)</b>	<b>0.00</b>	<b>0.00</b>
Iress Limited									
	03/05/2017	1,000.00	12,330.04	0.00	12,330.04	12,690.0000	359.96	0.00	0.00
		<b>1,000.00</b>	<b>12,330.04</b>	<b>0.00</b>	<b>12,330.04</b>	<b>12,690.0000</b>	<b>359.96</b>	<b>0.00</b>	<b>0.00</b>
Medusa Mining Limited									
	27/03/2014	10,000.00	19,577.16	0.00	19,577.16	2,800.0000	(16,777.16)	0.00	0.00
		<b>10,000.00</b>	<b>19,577.16</b>	<b>0.00</b>	<b>19,577.16</b>	<b>2,800.0000</b>	<b>(16,777.16)</b>	<b>0.00</b>	<b>0.00</b>
Myer Holdings Limited									
	05/02/2015	10,000.00	15,750.61	0.00	15,750.61	8,350.0000	(7,400.61)	0.00	0.00
	23/03/2015	40,000.00	54,367.70	0.00	54,367.70	33,400.0000	(20,967.70)	0.00	0.00

Lands Super Fund

**Unrealised Capital Gains - Detailed**

As at 30 June 2017

Investment	Contract Date	Units	Cost	Tax Deferred /Depreciation	CGT Cost Base	Market Value	Projected Profit / (Loss)	Taxable Profit Indexation	Taxable Profit Discounted
<b>Shares in Listed Companies (Australian)</b>									
Myer Holdings Limited									
		<b>50,000.00</b>	<b>70,118.31</b>	<b>0.00</b>	<b>70,118.31</b>	<b>41,750.0000</b>	<b>(28,368.31)</b>	<b>0.00</b>	<b>0.00</b>
Northern Star Resources Ltd	10/09/2014	10,000.00	14,897.99	0.00	14,897.99	47,500.0000	32,602.01	0.00	21,734.67
		<b>10,000.00</b>	<b>14,897.99</b>	<b>0.00</b>	<b>14,897.99</b>	<b>47,500.0000</b>	<b>32,602.01</b>	<b>0.00</b>	<b>21,734.67</b>
Prime Media Group Limited									
	25/05/2015	50,000.00	43,643.78	0.00	43,643.78	19,000.0000	(24,643.78)	0.00	0.00
		<b>50,000.00</b>	<b>43,643.78</b>	<b>0.00</b>	<b>43,643.78</b>	<b>19,000.0000</b>	<b>(24,643.78)</b>	<b>0.00</b>	<b>0.00</b>
Suncorp Group Limited									
	07/06/2017	1,000.00	13,974.64	0.00	13,974.64	14,820.0000	845.36	0.00	0.00
		<b>1,000.00</b>	<b>13,974.64</b>	<b>0.00</b>	<b>13,974.64</b>	<b>14,820.0000</b>	<b>845.36</b>	<b>0.00</b>	<b>0.00</b>
TEN Network Holdings Limited									
	09/01/2012	1,000.00	8,826.95	0.00	8,826.95	160.0000	(8,666.95)	0.00	0.00
	29/01/2013	800.00	1,600.00	0.00	1,600.00	128.0000	(1,472.00)	0.00	0.00
	23/11/2015	341.00	510.90	0.00	510.90	54.5600	(456.34)	0.00	0.00
		<b>2,141.00</b>	<b>10,937.85</b>	<b>0.00</b>	<b>10,937.85</b>	<b>342.5600</b>	<b>(10,595.29)</b>	<b>0.00</b>	<b>0.00</b>
The Reject Shop Limited									
	02/02/2015	5,000.00	29,363.08	0.00	29,363.08	20,800.0000	(8,563.08)	0.00	0.00
		<b>5,000.00</b>	<b>29,363.08</b>	<b>0.00</b>	<b>29,363.08</b>	<b>20,800.0000</b>	<b>(8,563.08)</b>	<b>0.00</b>	<b>0.00</b>
Villa World Limited.									
	15/08/2016	10,000.00	24,971.59	0.00	24,971.59	22,500.0000	(2,471.59)	0.00	0.00

Lands Super Fund

**Unrealised Capital Gains - Detailed**

As at 30 June 2017

Investment	Contract Date	Units	Cost	Tax Deferred /Depreciation	CGT Cost Base	Market Value	Projected Profit / (Loss)	Taxable Profit Indexation	Taxable Profit Discounted
<b>Shares in Listed Companies (Australian)</b>									
Villa World Limited.									
	28/04/2017	3,737.00	8,408.25	0.00	8,408.25	8,408.2500	0.00	0.00	0.00
		<b>13,737.00</b>	<b>33,379.84</b>	<b>0.00</b>	<b>33,379.84</b>	<b>30,908.2500</b>	<b>(2,471.59)</b>	<b>0.00</b>	<b>0.00</b>
WAM Capital Limited									
	21/05/2015	50,000.00	96,776.64	0.00	96,776.64	119,500.0000	22,723.36	0.00	15,148.91
	26/08/2016	7,009.00	15,000.00	0.00	15,000.00	16,751.5100	1,751.51	0.00	0.00
		<b>57,009.00</b>	<b>111,776.64</b>	<b>0.00</b>	<b>111,776.64</b>	<b>136,251.5100</b>	<b>24,474.87</b>	<b>0.00</b>	<b>15,148.91</b>
		<b>281,372.00</b>	<b>579,999.37</b>	<b>0.00</b>	<b>579,999.37</b>	<b>498,767.4450</b>	<b>(81,231.93)</b>	<b>0.00</b>	<b>36,883.58</b>
<b>Units in Listed Unit Trusts (Australian)</b>									
Stockland									
	06/10/2015	10,000.00	38,628.61	0.00	38,628.61	43,800.0000	5,171.39	0.00	3,447.59
		<b>10,000.00</b>	<b>38,628.61</b>	<b>0.00</b>	<b>38,628.61</b>	<b>43,800.0000</b>	<b>5,171.39</b>	<b>0.00</b>	<b>3,447.59</b>
Vicinity Centres									
	27/05/2015	32,900.00	99,834.83	0.00	99,834.83	84,553.0000	(15,281.83)	0.00	0.00
		<b>32,900.00</b>	<b>99,834.83</b>	<b>0.00</b>	<b>99,834.83</b>	<b>84,553.0000</b>	<b>(15,281.83)</b>	<b>0.00</b>	<b>0.00</b>
Betashares Aus Top20 Equity Yield Max Fund (mg Fd)									
	03/07/2015	5,000.00	47,580.28	0.00	47,580.28	45,450.0000	(2,130.28)	0.00	0.00
		<b>5,000.00</b>	<b>47,580.28</b>	<b>0.00</b>	<b>47,580.28</b>	<b>45,450.0000</b>	<b>(2,130.28)</b>	<b>0.00</b>	<b>0.00</b>
		<b>47,900.00</b>	<b>186,043.72</b>	<b>0.00</b>	<b>186,043.72</b>	<b>173,803.0000</b>	<b>(12,240.72)</b>	<b>0.00</b>	<b>3,447.59</b>
			<b>1,208,001.73</b>	<b>346.00</b>	<b>1,207,655.73</b>	<b>1,132,570.4450</b>	<b>(75,085.29)</b>	<b>0.00</b>	<b>52,589.41</b>

# Lands Super Fund Trial Balance

As at 30 June 2017

Last Year	Code	Account Name	Units	Debits \$	Credits \$
	<b>23800</b>	<b>Distributions Received</b>			
	23800/999	Distributions Received			7,543.60
	<b>23900</b>	<b>Dividends Received</b>			
	23900/999	Dividends Received			34,573.80
	<b>24200</b>	<b>Contributions</b>			
	24200/ROSSUS00001 A	(Contributions) Rosenblatt, Susan Jane - Accumulation			207.60
	24700	Changes in Market Values of Investments		70,201.10	
	<b>25000</b>	<b>Interest Received</b>			
	25000/MBL9718	Macquarie Bank Account #9718			1,863.52
	25000/QUDO2757	QUDOs Bank Account #2757			12,886.56
	<b>28000</b>	<b>Property Income</b>			
	28000/40/1914CR	40/1914 Creek Road Cannon Hill			23,920.00
	30100	Accountancy Fees		2,783.00	
	30400	ATO Supervisory Levy		259.00	
	30700	Auditor's Remuneration		550.00	
	30800	ASIC Fees		47.00	
	<b>33400</b>	<b>Depreciation</b>			
233.00	33400/LANDSBLIND	Blinds Internal		113.00	
	<b>41600</b>	<b>Pensions Paid</b>			
	41600/ROSSUS00002 P	(Pensions Paid) Rosenblatt, Susan Jane - Pension (Account Based Pension 101)		42,240.00	
	41600/SCELAW00002 P	(Pensions Paid) Sceresini, Lawrence Patrick - Pension (Account Based Pension 101)		40,440.00	
	<b>41930</b>	<b>Property Expenses - Agents Management Fees</b>			
	41930/40/1914CR	40/1914 Creek Road Cannon Hill		2,104.96	
	<b>41945</b>	<b>Property Expenses - Body Corporate Fees</b>			
	41945/40/1914CR	40/1914 Creek Road Cannon Hill		3,230.36	
	<b>41980</b>	<b>Property Expenses - Insurance Premium</b>			
	41980/40/1914CR	40/1914 Creek Road Cannon Hill		328.00	
	<b>42065</b>	<b>Property Expenses - Rates and taxes</b>			

# Lands Super Fund

## Trial Balance

As at 30 June 2017

Last Year	Code	Account Name	Units	Debits \$	Credits \$
	42065/40/1914CR	40/1914 Creek Road Cannon Hill		2,391.38	
	<b>42110</b>	<b>Property Expenses - Sundry Expenses</b>			
	42110/40/1914CR	40/1914 Creek Road Cannon Hill		211.20	
(233.00)	49000	Profit/Loss Allocation Account			83,903.92
	<b>50010</b>	<b>Opening Balance</b>			
	50010/ROSSUS00002 P	(Opening Balance) Rosenblatt, Susan Jane - Pension (Account Based Pension 101)			800,490.27
	50010/SCELAW00002 P	(Opening Balance) Sceresini, Lawrence Patrick - Pension (Account Based Pension 101)			968,691.05
	<b>60400</b>	<b>Bank Accounts</b>			
	60400/MBL9718	Macquarie Bank Account #9718		78,824.54	
	60400/QUDO2757	QUDOs Bank Account #2757		539,208.09	
	<b>61800</b>	<b>Distributions Receivable</b>			
	61800/999	Trust Debtors		4,862.77	
	64000	Formation Expenses		500.00	
	68000	Sundry Debtors		2,091.00	
	<b>72650</b>	<b>Fixtures and Fittings (at written down value) - Unitised</b>			
	72650/LANDSBLIND	Blinds Internal	1.0000	1,020.00	
	<b>77200</b>	<b>Real Estate Properties ( Australian - Residential)</b>			
	77200/40/1914CR	40/1914 Creek Road Cannon Hill	1.0000	458,980.00	
	<b>77600</b>	<b>Shares in Listed Companies (Australian)</b>			
	77600/AFG.AX	Australian Finance Group Ltd	10,000.0000	12,850.00	
	77600/CSR.AX	CSR Limited	5,000.0000	21,150.00	
	77600/DDR.AX	Dicker Data Limited	10,000.0000	23,700.00	
	77600/FGG.AX	Future Generation Global Investment Company Limited	20,000.0000	21,600.00	
	77600/FXL.AX	Flexigroup Limited	24,485.0000	44,685.13	
	77600/GUD.AX	G.U.D. Holdings Limited	2,000.0000	25,820.00	
	77600/HSO.AX	HEALTHCOPE LIMITED	10,000.0000	22,100.00	
	77600/IRE.AX	Iress Limited	1,000.0000	12,690.00	
	77600/MML.AX	Medusa Mining Limited	10,000.0000	2,800.00	

# Lands Super Fund Trial Balance

As at 30 June 2017

Last Year	Code	Account Name	Units	Debits \$	Credits \$
	77600/MYR.AX	Myer Holdings Limited	50,000.0000	41,750.00	
	77600/NST.AX	Northern Star Resources Ltd	10,000.0000	47,500.00	
	77600/PRT.AX	Prime Media Group Limited	50,000.0000	19,000.00	
	77600/SUN.AX	Suncorp Group Limited	1,000.0000	14,820.00	
	77600/TEN.AX	TEN Network Holdings Limited	2,141.0000	342.56	
	77600/TRS.AX	The Reject Shop Limited	5,000.0000	20,800.00	
	77600/VLW.AX	Villa World Limited.	13,737.0000	30,908.25	
	77600/WAM.AX	WAM Capital Limited	57,009.0000	136,251.51	
	<b>78200</b>	<b>Units in Listed Unit Trusts (Australian)</b>			
	78200/SGP.AX	Stockland	10,000.0000	43,800.00	
	78200/VCX.AX	Vicinity Centres	32,900.0000	84,553.00	
	78200/YMAX.AX	Betashares Aus Top20 Equity Yield Max Fund (mg Fd)	5,000.0000	45,450.00	
	85000	Income Tax Payable/Refundable		11,124.47	
				<b>1,934,080.32</b>	<b>1,934,080.32</b>

**Current Year Profit/(Loss): (83,903.92)**



## Lands Super Fund

# Statement of Financial Position

As at 30 June 2017

	Note	2017 \$	2016 \$
<b>Assets</b>			
<b>Investments</b>			
Fixtures and Fittings (at written down value) - Unitised	2	1,020.00	0.00
Real Estate Properties ( Australian - Residential)	3	458,980.00	0.00
Shares in Listed Companies (Australian)	4	498,767.45	0.00
Units in Listed Unit Trusts (Australian)	5	173,803.00	0.00
<b>Total Investments</b>		<u>1,132,570.45</u>	<u>0.00</u>
<b>Other Assets</b>			
Formation Expenses		500.00	0.00
Sundry Debtors		2,091.00	0.00
Distributions Receivable		4,862.77	0.00
Macquarie Bank Account #9718		78,824.54	0.00
QUDOs Bank Account #2757		539,208.09	0.00
Income Tax Refundable		11,124.47	0.00
<b>Total Other Assets</b>		<u>636,610.87</u>	<u>0.00</u>
<b>Total Assets</b>		<u>1,769,181.32</u>	<u>0.00</u>
<b>Net assets available to pay benefits</b>		<u>1,769,181.32</u>	<u>0.00</u>
Represented by:			
<b>Liability for accrued benefits allocated to members' accounts</b>			
	6, 7		
Sceresini, Lawrence Patrick - Pension (Account Based Pension 101)		968,691.05	0.00
Rosenblatt, Susan Jane - Pension (Account Based Pension 101)		800,490.27	0.00
<b>Total Liability for accrued benefits allocated to members' accounts</b>		<u>1,769,181.32</u>	<u>0.00</u>

## Lands Super Fund

# Operating Statement

For the year ended 30 June 2017

	Note	2017 \$	2016 \$
<b>Income</b>			
<b>Investment Income</b>			
Trust Distributions	10	7,543.60	0.00
Dividends Received	9	34,573.80	0.00
Interest Received		14,750.08	0.00
Property Income	11	23,920.00	0.00
<b>Contribution Income</b>			
Other Contributions		207.60	0.00
<b>Total Income</b>		<u>80,995.08</u>	<u>0.00</u>
<b>Expenses</b>			
Accountancy Fees		2,783.00	0.00
ATO Supervisory Levy		259.00	0.00
Auditor's Remuneration		550.00	0.00
ASIC Fees		47.00	0.00
Depreciation		113.00	233.00
Property Expenses - Agents Management Fees		2,104.96	0.00
Property Expenses - Body Corporate Fees		3,230.36	0.00
Property Expenses - Insurance Premium		328.00	0.00
Property Expenses - Rates and taxes		2,391.38	0.00
Property Expenses - Sundry Expenses		211.20	0.00
<b>Member Payments</b>			
Pensions Paid		82,680.00	0.00
<b>Investment Losses</b>			
Changes in Market Values	12	70,201.10	0.00
<b>Total Expenses</b>		<u>164,899.00</u>	<u>233.00</u>
<b>Benefits accrued as a result of operations before income tax</b>			
		<u>(83,903.92)</u>	<u>(233.00)</u>
Income Tax Expense	13	0.00	0.00
<b>Benefits accrued as a result of operations</b>		<u>(83,903.92)</u>	<u>(233.00)</u>