

Operating Statement

For the year ended 30 June 2019

	Note	2019 \$	2018 \$
Income			
Investment Income			
Trust Distributions	11	12,132.48	11,851.16
Dividends Received	10	21,831.69	22,667.37
Interest Received		14,353.67	14,155.71
Property Income	12	23,920.00	20,568.57
Investment Gains			
Changes in Market Values	13	14,747.00	20,207.05
Contribution Income			
Employer Contributions		0.00	343.78
Other Contributions		51.60	0.00
Total Income		<u>87,036.44</u>	<u>89,793.64</u>
Expenses			
Accountancy Fees		3,135.00	3,058.00
Administration Costs		143.00	0.00
ATO Supervisory Levy		259.00	259.00
Auditor's Remuneration		605.00	550.00
ASIC Fees		53.00	48.00
Depreciation		91.80	102.00
Property Expenses - Agents Management Fees		2,104.96	2,275.55
Property Expenses - Body Corporate Fees		3,413.63	2,819.36
Property Expenses - Insurance Premium		336.00	329.00
Property Expenses - Repairs Maintenance		88.00	408.00
Property Expenses - Rates and taxes		1,575.80	1,498.40
Property Expenses - Sundry Expenses		79.20	72.60
Property Expenses - Water Rates		1,097.25	1,018.89
Member Payments			
Pensions Paid		88,822.15	84,960.00
Total Expenses		<u>101,803.79</u>	<u>97,398.80</u>
Benefits accrued as a result of operations before income tax			
		<u>(14,767.35)</u>	<u>(7,605.16)</u>
Income Tax Expense	14	(10,267.55)	(10,125.49)
Benefits accrued as a result of operations		<u>(4,499.80)</u>	<u>2,520.33</u>

Refer to compilation report

LANDS SUPER FUND

Detailed Operating Statement

For the year ended 30 June 2019

	2019	2018
	\$	\$
Income		
Investment Income		
Trust Distributions		
Betashares Aus Top20 Equity Yield Max Fund (mg Fd)	4,141.38	3,838.46
Stockland	2,760.00	2,650.00
Vicinity Centres	5,231.10	5,362.70
	<u>12,132.48</u>	<u>11,851.16</u>
Dividends Received		
Australian Finance Group Ltd	0.00	550.00
Bank Of Queensland Limited.	1,440.00	0.00
Class Limited	250.00	125.00
CSR Limited	0.00	650.00
Dicker Data Limited	2,080.00	1,720.00
Erm Power Limited	0.00	350.00
Flexigroup Limited	1,885.34	1,885.34
G.U.D. Holdings Limited	0.00	500.00
Global Construction Services Limited	0.00	200.00
HEALTHCOPE LIMITED	700.00	670.00
Mineral Resources Limited	530.00	0.00
Myer Holdings Limited	0.00	1,000.00
New Hope Corporation Limited	0.00	300.00
Northern Star Resources Ltd	1,100.00	1,050.00
Prime Media Group Limited	0.00	850.00
Sandfire Resources NI	0.00	160.00
Steadfast Group Limited	395.00	140.00
Suncorp Group Limited	0.00	400.00
The Reject Shop Limited	1,050.00	1,200.00
Villa World Limited.	2,541.35	2,541.35
WAM Capital Limited	6,200.00	7,375.68
Wam Leaders Limited	2,060.00	1,000.00
Wesfarmers Limited	1,600.00	0.00
	<u>21,831.69</u>	<u>22,667.37</u>
Interest Received		
Macquarie Bank Account #9718	709.00	1,071.42
QUDOS Term Deposit #2757	11,187.97	13,084.29
Qudos Term Deposit 9078	952.60	0.00
QUDOS Term Deposit 9079	1,504.10	0.00
	<u>14,353.67</u>	<u>14,155.71</u>
Property Income		
40/1914 Creek Road Cannon Hill	23,920.00	20,568.57
	<u>23,920.00</u>	<u>20,568.57</u>
Contribution Income		
Employer Contributions - Concessional		
Lawrence Patrick Sceresini	0.00	343.78
	<u>0.00</u>	<u>343.78</u>
Other Contributions		
Lawrence Patrick Sceresini	51.60	0.00
	<u>51.60</u>	<u>0.00</u>
Investment Gains		
Realised Movements in Market Value		
Shares in Listed Companies (Australian)		
Australian Finance Group Ltd	0.00	492.46

Refer to compilation report

LANDS SUPER FUND

Detailed Operating Statement

For the year ended 30 June 2019

	2019	2018
	\$	\$
Coles Group Limited.	(557.13)	0.00
CSR Limited	0.00	135.46
Emeco Holdings Limited	0.00	(646.54)
Erm Power Limited	0.00	1,229.80
Future Generation Global Investment Company Limited	0.00	(1,299.24)
G.U.D. Holdings Limited	0.00	1,398.86
Global Construction Services Limited	0.00	(63.80)
HEALTHCOPE LIMITED	(6,743.74)	0.00
Imdex Limited	0.00	1,332.54
Iress Limited	0.00	(546.79)
Mayne Pharma Group Limited	1,448.70	0.00
Mount Gibson Iron Limited	0.00	(1,756.12)
New Hope Corporation Limited	0.00	757.73
Oncosil Medical Ltd	536.20	0.00
Ooh!media Limited	0.00	483.79
Sandfire Resources NI	0.00	4,096.79
Steadfast Group Limited	1,151.40	0.00
Suncorp Group Limited	0.00	307.57
Syrah Resources Limited	0.00	(879.10)
TEN Network Holdings Limited	0.00	(10,937.85)
WAM Capital Limited	0.00	7,863.84
Wesfarmers Limited	1,123.10	0.00
Woodside Petroleum Ltd	0.00	3,256.81
	<u>(3,041.47)</u>	<u>5,226.21</u>
Unrealised Movements in Market Value		
Real Estate Properties (Australian - Residential)		
40/1914 Creek Road Cannon Hill	918.00	102.00
	<u>918.00</u>	<u>102.00</u>
Shares in Listed Companies (Australian)		
Australian Finance Group Ltd	0.00	2,148.29
Bank Of Queensland Limited.	(1,320.00)	(265.74)
Byron Energy Limited	(1,300.00)	(1,031.90)
Class Limited	(4,525.00)	(3,789.41)
Clearvue Technologies Limited	(3,031.90)	0.00
CSR Limited	0.00	1,645.28
Dicker Data Limited	24,800.00	5,300.00
Flexigroup Limited	(14,446.15)	9,671.57
Future Generation Global Investment Company Limited	0.00	1,828.48
G.U.D. Holdings Limited	0.00	(4,431.96)
HEALTHCOPE LIMITED	9,293.74	0.00
Iress Limited	0.00	(359.96)
Mayne Pharma Group Limited	(55.60)	55.60
Medusa Mining Limited	750.00	2,200.00
Mineral Resources Limited	(1,030.00)	(3,416.51)
Myer Holdings Limited	8,750.00	(23,250.00)
Northern Star Resources Ltd	43,900.00	25,100.00
Oncosil Medical Ltd	(768.10)	768.10
Prime Media Group Limited	(4,000.00)	(4,500.00)
Steadfast Group Limited	647.36	(647.36)
Suncorp Group Limited	0.00	(845.36)
TEN Network Holdings Limited	0.00	10,595.29
The Reject Shop Limited	(19,250.00)	7,600.00
Villa World Limited.	(137.37)	(412.11)
WAM Capital Limited	(14,400.00)	(6,696.18)
Wam Leaders Limited	(1,800.00)	(545.79)

Refer to compilation report

LANDS SUPER FUND**Detailed Operating Statement**

For the year ended 30 June 2019

	2019	2018
	\$	\$
Wesfarmers Limited	(2,100.51)	2,100.51
	<u>19,976.47</u>	<u>18,820.84</u>
Units in Listed Unit Trusts (Australian)		
Betashares Aus Top20 Equity Yield Max Fund (mg Fd)	(500.00)	(500.00)
Stockland	2,000.00	(4,100.00)
Vicinity Centres	(4,606.00)	658.00
	<u>(3,106.00)</u>	<u>(3,942.00)</u>
Changes in Market Values	<u>14,747.00</u>	<u>20,207.05</u>
Total Income	<u>87,036.44</u>	<u>89,793.64</u>
Expenses		
Accountancy Fees	3,135.00	3,058.00
Administration Costs	143.00	0.00
ASIC Fees	53.00	48.00
ATO Supervisory Levy	259.00	259.00
Auditor's Remuneration	605.00	550.00
	<u>4,195.00</u>	<u>3,915.00</u>
Depreciation		
Blinds Internal - 10/114 Creek Rd Cannon Hill	91.80	102.00
	<u>91.80</u>	<u>102.00</u>
Property Expenses - Agents Management Fees		
40/1914 Creek Road Cannon Hill	2,104.96	2,275.55
	<u>2,104.96</u>	<u>2,275.55</u>
Property Expenses - Body Corporate Fees		
40/1914 Creek Road Cannon Hill	3,413.63	2,819.36
	<u>3,413.63</u>	<u>2,819.36</u>
Property Expenses - Insurance Premium		
40/1914 Creek Road Cannon Hill	336.00	329.00
	<u>336.00</u>	<u>329.00</u>
Property Expenses - Rates and taxes		
40/1914 Creek Road Cannon Hill	1,575.80	1,498.40
	<u>1,575.80</u>	<u>1,498.40</u>
Property Expenses - Repairs Maintenance		
40/1914 Creek Road Cannon Hill	88.00	408.00
	<u>88.00</u>	<u>408.00</u>
Property Expenses - Sundry Expenses		
40/1914 Creek Road Cannon Hill	79.20	72.60
	<u>79.20</u>	<u>72.60</u>
Property Expenses - Water Rates		
40/1914 Creek Road Cannon Hill	1,097.25	1,018.89
	<u>1,097.25</u>	<u>1,018.89</u>
Member Payments		
Pensions Paid		
Rosenblatt, Susan Jane - Pension (Pension 101)	39,969.90	43,080.00
Sceresini, Lawrence Patrick - Pension (Pension 101)	48,852.25	41,880.00

Refer to compilation report

LANDS SUPER FUND**Detailed Operating Statement**

For the year ended 30 June 2019

	2019	2018
	\$	\$
	<u>88,822.15</u>	<u>84,960.00</u>
Total Expenses	<u>101,803.79</u>	<u>97,398.80</u>
Benefits accrued as a result of operations before income tax	<u>(14,767.35)</u>	<u>(7,605.16)</u>
Income Tax Expense		
Income Tax Expense	(10,267.55)	(10,125.49)
Total Income Tax	<u>(10,267.55)</u>	<u>(10,125.49)</u>
Benefits accrued as a result of operations	<u>(4,499.80)</u>	<u>2,520.33</u>

Refer to compilation report

Statement of Financial Position

As at 30 June 2019

	Note	2019 \$	2018 \$
Assets			
Investments			
Fixtures and Fittings (at written down value) - Unitised	2	826.20	918.00
Real Estate Properties (Australian - Residential)	3	460,000.00	459,082.00
Shares in Listed Companies (Australian)	4	467,734.32	519,322.84
Units in Listed Unit Trusts (Australian)	5	166,755.00	169,861.00
Total Investments		<u>1,095,315.52</u>	<u>1,149,183.84</u>
Other Assets			
Sundry Debtors		1,583.48	1,661.48
Preliminary Expenses		500.00	500.00
Distributions Receivable		4,851.67	4,691.06
Macquarie Bank Account #9718		138,348.73	53,247.40
QUDOS Term Deposit #2757		15,937.05	552,292.38
Qudos Term Deposit 9078		200,000.00	0.00
QUDOS Term Deposit 9079		300,000.00	0.00
Income Tax Refundable		10,267.55	10,125.49
Total Other Assets		<u>671,488.48</u>	<u>622,517.81</u>
Total Assets		<u>1,766,804.00</u>	<u>1,771,701.65</u>
Net assets available to pay benefits		<u>1,766,804.00</u>	<u>1,771,701.65</u>
Represented by:			
Liability for accrued benefits allocated to members' accounts	7, 8		
Sceresini, Lawrence Patrick - Pension (Pension 101)		972,150.66	974,636.63
Sceresini, Lawrence Patrick - Accumulation		0.00	346.25
Rosenblatt, Susan Jane - Pension (Pension 101)		794,653.34	796,718.77
Total Liability for accrued benefits allocated to members' accounts		<u>1,766,804.00</u>	<u>1,771,701.65</u>

Refer to compilation report

Detailed Statement of Financial Position

As at 30 June 2019

	Note	2019 \$	2018 \$
Assets			
Investments			
Fixtures and Fittings (at written down value) - Unitised	2		
Blinds Internal - 10/114 Creek Rd Cannon Hill		826.20	918.00
Real Estate Properties (Australian - Residential)	3		
40/1914 Creek Road Cannon Hill		460,000.00	459,082.00
Shares in Listed Companies (Australian)	4		
Bank Of Queensland Limited.		19,060.00	20,380.00
Byron Energy Limited		5,800.00	7,100.00
Class Limited		7,475.00	12,000.00
Clearvue Technologies Limited		2,200.00	0.00
Dicker Data Limited		53,800.00	29,000.00
Flexigroup Limited		39,910.55	54,356.70
HEALTHCOPE LIMITED		0.00	22,100.00
Mayne Pharma Group Limited		0.00	4,350.00
Medusa Mining Limited		5,750.00	5,000.00
Mineral Resources Limited		14,980.00	16,010.00
Myer Holdings Limited		27,250.00	18,500.00
Northern Star Resources Ltd		116,500.00	72,600.00
Oncosil Medical Ltd		0.00	4,600.00
Prime Media Group Limited		10,500.00	14,500.00
Steadfast Group Limited		0.00	14,050.00
The Reject Shop Limited		9,150.00	28,400.00
Villa World Limited.		30,358.77	30,496.14
WAM Capital Limited		80,800.00	95,200.00
Wam Leaders Limited		44,200.00	46,000.00
Wesfarmers Limited		0.00	24,680.00
Units in Listed Unit Trusts (Australian)	5		
Betashares Aus Top20 Equity Yield Max Fund (mg Fd)		44,450.00	44,950.00
Stockland		41,700.00	39,700.00
Vicinity Centres		80,605.00	85,211.00
Total Investments		1,095,315.52	1,149,183.84
Other Assets			
Bank Accounts	6		
Macquarie Bank Account #9718		138,348.73	53,247.40
Term Deposits	6		
QUDOS Term Deposit #2757		15,937.05	552,292.38
Qudos Term Deposit 9078		200,000.00	0.00
QUDOS Term Deposit 9079		300,000.00	0.00

Refer to compilation report

LANDS SUPER FUND

Detailed Statement of Financial Position

As at 30 June 2019

	Note	2019 \$	2018 \$
Other Assets			
Distributions Receivable			
Betashares Aus Top20 Equity Yield Max Fund (mg Fd)		826.12	643.26
Stockland		1,410.00	1,350.00
Vicinity Centres		2,615.55	2,697.80
Preliminary Expenses		500.00	500.00
Sundry Debtors		1,583.48	1,661.48
Income Tax Refundable		10,267.55	10,125.49
Total Other Assets		<u>671,488.48</u>	<u>622,517.81</u>
Total Assets		<u>1,766,804.00</u>	<u>1,771,701.65</u>
Net assets available to pay benefits		<u>1,766,804.00</u>	<u>1,771,701.65</u>
Represented By :			
Liability for accrued benefits allocated to members' accounts	7, 8		
Sceresini, Lawrence Patrick - Pension (Pension 101)		972,150.66	974,636.63
Sceresini, Lawrence Patrick - Accumulation		0.00	346.25
Rosenblatt, Susan Jane - Pension (Pension 101)		794,653.34	796,718.77
Total Liability for accrued benefits allocated to members' accounts		<u>1,766,804.00</u>	<u>1,771,701.65</u>

Refer to compilation report

LANDS SUPER FUND General Ledger

For The Period 01 July 2018 - 30 June 2019

Transaction Date	Description	Units	Debit	Credit	Balance \$
Distributions Received (23800)					
<u>Stockland (SGP.AX)</u>					
28/02/2019	stockland [System Matched Income Data]			1,350.00	1,350.00 CR
30/06/2019	to take up Stockland receivable			1,410.00	2,760.00 CR
30/06/2019	SGP.AX - Stockland - Generate Tax Data - 30/06/2019				2,760.00 CR
			0.00	2,760.00	2,760.00 CR
<u>Vicinity Centres (VCX.AX)</u>					
04/03/2019	VCX [System Matched Income Data]			2,615.55	2,615.55 CR
30/06/2019	to take up Vicinity receivable			2,615.55	5,231.10 CR
30/06/2019	VCX.AX - Vicinity Centres - Generate Tax Data - 30/06/2019				5,231.10 CR
			0.00	5,231.10	5,231.10 CR
<u>Betashares Aus Top20 Equity Yield Max Fund (mg Fd) (YMAX.AX)</u>					
16/10/2018	YMAX [System Matched Income Data]			1,425.57	1,425.57 CR
17/01/2019	YMAX [System Matched Income Data]			909.57	2,335.14 CR
16/04/2019	YMAX [System Matched Income Data]			980.12	3,315.26 CR
30/06/2019	to take up YMAX receivable			826.12	4,141.38 CR
30/06/2019	YMAX.AX - Betashares Aus Top20 Equity Yield Max Fund (mg Fd) - Generate Tax Data - 30/06/2019				4,141.38 CR
			0.00	4,141.38	4,141.38 CR
Dividends Received (23900)					
<u>Bank Of Queensland Limited. (BOQ.AX)</u>					
14/11/2018	BOQ [System Matched Income Data]			760.00	760.00 CR
22/05/2019	BOQ [System Matched Income Data]			680.00	1,440.00 CR
				1,440.00	1,440.00 CR
<u>Class Limited (CL1.AX)</u>					
17/09/2018	CL1 [System Matched Income Data]			125.00	125.00 CR
19/03/2019	CL1 [System Matched Income Data]			125.00	250.00 CR
				250.00	250.00 CR
<u>Dicker Data Limited (DDR.AX)</u>					
03/09/2018	DDR [System Matched Income Data]			440.00	440.00 CR
03/12/2018	DDR [System Matched Income Data]			440.00	880.00 CR
01/03/2019	DDR [System Matched Income Data]			700.00	1,580.00 CR
03/06/2019	DDR [System Matched Income Data]			500.00	2,080.00 CR
				2,080.00	2,080.00 CR
<u>Flexigroup Limited (FXL.AX)</u>					
12/10/2018	FXL div [System Matched Income Data]			942.67	942.67 CR
12/04/2019	FXL [System Matched Income Data]			942.67	1,885.34 CR
				1,885.34	1,885.34 CR
<u>HEALTHCOPE LIMITED (HSO.AX)</u>					

LANDS SUPER FUND

General Ledger

For The Period 01 July 2018 - 30 June 2019

Transaction Date	Description	Units	Debit	Credit	Balance \$
28/09/2018	HSO Div [System Matched Income Data]			350.00	350.00 CR
26/03/2019	HSO [System Matched Income Data]			350.00	700.00 CR
				700.00	700.00 CR
<u>Mineral Resources Limited (MIN.AX)</u>					
27/09/2018	MIN payment [System Matched Income Data]			400.00	400.00 CR
17/04/2019	MIN [System Matched Income Data]			130.00	530.00 CR
				530.00	530.00 CR
<u>Northern Star Resources Ltd (NST.AX)</u>					
28/09/2018	NST div [System Matched Income Data]			500.00	500.00 CR
04/04/2019	NST [System Matched Income Data]			600.00	1,100.00 CR
				1,100.00	1,100.00 CR
<u>Steadfast Group Limited (SDF.AX)</u>					
20/09/2018	SDF div [System Matched Income Data]			235.00	235.00 CR
21/03/2019	SDF [System Matched Income Data]			160.00	395.00 CR
				395.00	395.00 CR
<u>The Reject Shop Limited (TRS.AX)</u>					
15/10/2018	TRS div [System Matched Income Data]			550.00	550.00 CR
08/04/2019	TRS [System Matched Income Data]			500.00	1,050.00 CR
				1,050.00	1,050.00 CR
<u>Villa World Limited. (VLW.AX)</u>					
28/09/2018	VLW div [System Matched Income Data]			1,442.39	1,442.39 CR
02/04/2019	VLW [System Matched Income Data]			1,098.96	2,541.35 CR
				2,541.35	2,541.35 CR
<u>WAM Capital Limited (WAM.AX)</u>					
26/11/2018	WAM capital [System Matched Income Data]			3,100.00	3,100.00 CR
26/04/2019	WAM capital [System Matched Income Data]			3,100.00	6,200.00 CR
				6,200.00	6,200.00 CR
<u>Wesfarmers Limited (WES.AX)</u>					
27/09/2018	WES [System Matched Income Data]			600.00	600.00 CR
10/04/2019	WES [System Matched Income Data]			1,000.00	1,600.00 CR
				1,600.00	1,600.00 CR
<u>Wam Leaders Limited (WLE.AX)</u>					
26/10/2018	WAM leaders [System Matched Income Data]			1,000.00	1,000.00 CR
26/04/2019	WAM leaders [System Matched Income Data]			1,060.00	2,060.00 CR
				2,060.00	2,060.00 CR
Contributions (24200)					
<u>(Contributions) Sceresini, Lawrence Patrick - Accumulation (SCELAW00003A)</u>					
29/04/2019	ATO			51.60	51.60 CR
				51.60	51.60 CR

LANDS SUPER FUND

General Ledger

For The Period 01 July 2018 - 30 June 2019

Transaction Date	Description	Units	Debit	Credit	Balance \$
Changes in Market Values of Investments (24700)					
Changes in Market Values of Investments (24700)					
12/07/2018	Revaluation - 12/07/2018 @ \$0.485000 (System Price) - 10,000.000000 Units on hand (MML.AX)		150.00		150.00 DR
12/07/2018	Revaluation - 12/07/2018 @ \$0.290000 (System Price) - 20,000.000000 Units on hand (BYE.AX)		1,300.00		1,450.00 DR
12/07/2018	Revaluation - 12/07/2018 @ \$7.300000 (System Price) - 10,000.000000 Units on hand (NST.AX)			400.00	1,050.00 DR
12/07/2018	Revaluation - 30/06/2017 @ \$1,020.000000 (Exit) - 1.000000 Units on hand (LANDSBLIND)			102.00	948.00 DR
12/07/2018	Revaluation - 12/07/2018 @ \$2.200000 (System Price) - 5,000.000000 Units on hand (CL1.AX)		1,000.00		1,948.00 DR
12/07/2018	Revaluation - 12/07/2018 @ \$2.960000 (System Price) - 10,000.000000 Units on hand (DDR.AX)			600.00	1,348.00 DR
12/07/2018	Revaluation - 12/07/2018 @ \$4.130000 (System Price) - 10,000.000000 Units on hand (SGP.AX)			1,600.00	252.00 CR
12/07/2018	Revaluation - 12/07/2018 @ \$15.270000 (System Price) - 1,000.000000 Units on hand (MIN.AX)		740.00		488.00 DR
12/07/2018	Revaluation - 12/07/2018 @ \$2.840000 (System Price) - 5,000.000000 Units on hand (SDF.AX)			150.00	338.00 DR
12/07/2018	Revaluation - 12/07/2018 @ \$0.220000 (System Price) - 20,000.000000 Units on hand (OSL.AX)		200.00		538.00 DR
12/07/2018	Revaluation - 12/07/2018 @ \$2.660000 (System Price) - 32,900.000000 Units on hand (VCX.AX)			2,303.00	1,765.00 CR
12/07/2018	Revaluation - 12/07/2018 @ \$2.230000 (System Price) - 10,000.000000 Units on hand (HSO.AX)			200.00	1,965.00 CR
12/07/2018	Revaluation - 12/07/2018 @ \$2.090000 (System Price) - 24,485.000000 Units on hand (FXL.AX)		3,183.05		1,218.05 DR
12/07/2018	Revaluation - 12/07/2018 @ \$0.410000 (System Price) - 50,000.000000 Units on hand (MYR.AX)			2,000.00	781.95 CR
12/07/2018	Revaluation - 12/07/2018 @ \$2.400000 (System Price) - 40,000.000000 Units on hand (WAM.AX)			800.00	1,581.95 CR
12/07/2018	Revaluation - 12/07/2018 @ \$1.175000 (System Price) - 40,000.000000 Units on hand (WLE.AX)			1,000.00	2,581.95 CR
12/07/2018	Revaluation - 12/07/2018 @ \$8.980000 (System Price) -		50.00		2,531.95 CR

LANDS SUPER FUND

General Ledger

For The Period 01 July 2018 - 30 June 2019

Transaction Date	Description	Units	Debit	Credit	Balance \$
	5,000.000000 Units on hand (YMAX.AX)				
12/07/2018	Revaluation - 12/07/2018 @ \$49.490000 (System Price) - 500.000000 Units on hand (WES.AX)			65.00	2,596.95 CR
12/07/2018	Revaluation - 12/07/2018 @ \$2.310000 (System Price) - 13,737.000000 Units on hand (VLW.AX)			1,236.33	3,833.28 CR
12/07/2018	Revaluation - 12/07/2018 @ \$10.830000 (System Price) - 2,000.000000 Units on hand (BOQ.AX)			1,280.00	5,113.28 CR
12/07/2018	Revaluation - 12/07/2018 @ \$0.890000 (System Price) - 5,000.000000 Units on hand (MYX.AX)			100.00	5,213.28 CR
12/07/2018	Revaluation - 12/07/2018 @ \$5.670000 (System Price) - 5,000.000000 Units on hand (TRS.AX)		50.00		5,163.28 CR
13/07/2018	Revaluation - 13/07/2018 @ \$0.475000 (System Price) - 10,000.000000 Units on hand (MML.AX)		250.00		4,913.28 CR
13/07/2018	Revaluation - 13/07/2018 @ \$0.280000 (System Price) - 20,000.000000 Units on hand (BYE.AX)		1,500.00		3,413.28 CR
13/07/2018	Revaluation - 13/07/2018 @ \$7.220000 (System Price) - 10,000.000000 Units on hand (NST.AX)		400.00		3,013.28 CR
13/07/2018	Revaluation - 30/06/2017 @ \$1,020.000000 (Exit) - 1.000000 Units on hand (LANDSBLIND)			102.00	3,115.28 CR
13/07/2018	Revaluation - 13/07/2018 @ \$2.160000 (System Price) - 5,000.000000 Units on hand (CL1.AX)		1,200.00		1,915.28 CR
13/07/2018	Revaluation - 13/07/2018 @ \$3.000000 (System Price) - 10,000.000000 Units on hand (DDR.AX)			1,000.00	2,915.28 CR
13/07/2018	Revaluation - 13/07/2018 @ \$0.295000 (System Price) - 50,000.000000 Units on hand (PRT.AX)			250.00	3,165.28 CR
13/07/2018	Revaluation - 13/07/2018 @ \$4.140000 (System Price) - 10,000.000000 Units on hand (SGP.AX)			1,700.00	4,865.28 CR
13/07/2018	Revaluation - 13/07/2018 @ \$16.040000 (System Price) - 1,000.000000 Units on hand (MIN.AX)			30.00	4,895.28 CR
13/07/2018	Revaluation - 13/07/2018 @ \$2.820000 (System Price) - 5,000.000000 Units on hand (SDF.AX)			50.00	4,945.28 CR
13/07/2018	Revaluation - 13/07/2018 @ \$0.220000 (System Price) - 20,000.000000 Units on hand (OSL.AX)		200.00		4,745.28 CR
13/07/2018	Revaluation - 13/07/2018 @ \$2.670000 (System Price) - 32,900.000000 Units on hand (VCX.AX)			2,632.00	7,377.28 CR

LANDS SUPER FUND

General Ledger

For The Period 01 July 2018 - 30 June 2019

Transaction Date	Description	Units	Debit	Credit	Balance \$
13/07/2018	Revaluation - 13/07/2018 @ \$2.190000 (System Price) - 10,000.000000 Units on hand (HSO.AX)		200.00		7,177.28 CR
13/07/2018	Revaluation - 13/07/2018 @ \$2.030000 (System Price) - 24,485.000000 Units on hand (FXL.AX)		4,652.15		2,525.13 CR
13/07/2018	Revaluation - 13/07/2018 @ \$0.415000 (System Price) - 50,000.000000 Units on hand (MYR.AX)			2,250.00	4,775.13 CR
13/07/2018	Revaluation - 13/07/2018 @ \$2.400000 (System Price) - 40,000.000000 Units on hand (WAM.AX)			800.00	5,575.13 CR
13/07/2018	Revaluation - 13/07/2018 @ \$1.185000 (System Price) - 40,000.000000 Units on hand (WLE.AX)			1,400.00	6,975.13 CR
13/07/2018	Revaluation - 13/07/2018 @ \$8.960000 (System Price) - 5,000.000000 Units on hand (YMAX.AX)		150.00		6,825.13 CR
13/07/2018	Revaluation - 13/07/2018 @ \$49.250000 (System Price) - 500.000000 Units on hand (WES.AX)		55.00		6,770.13 CR
13/07/2018	Revaluation - 13/07/2018 @ \$2.280000 (System Price) - 13,737.000000 Units on hand (VLW.AX)			824.22	7,594.35 CR
13/07/2018	Revaluation - 13/07/2018 @ \$10.710000 (System Price) - 2,000.000000 Units on hand (BOQ.AX)			1,040.00	8,634.35 CR
13/07/2018	Revaluation - 13/07/2018 @ \$0.880000 (System Price) - 5,000.000000 Units on hand (MYX.AX)			50.00	8,684.35 CR
13/07/2018	Revaluation - 13/07/2018 @ \$5.710000 (System Price) - 5,000.000000 Units on hand (TRS.AX)			150.00	8,834.35 CR
31/08/2018	commsec (MYX.AX)			1,448.70	10,283.05 CR
31/08/2018	Unrealised Gain writeback as at 31/08/2018 (MYX.AX)		55.60		10,227.45 CR
03/09/2018	Commsec [commsec] (OSL.AX)			536.20	10,763.65 CR
03/09/2018	Unrealised Gain writeback as at 03/09/2018 (OSL.AX)		768.10		9,995.55 CR
03/04/2019	commsec (COL.AX)		557.13		9,438.42 CR
03/04/2019	commsec (COL.AX)			1,151.40	10,589.82 CR
03/04/2019	commsec (COL.AX)			1,123.10	11,712.92 CR
03/04/2019	Unrealised Gain writeback as at 03/04/2019 (WES.AX)			106.76	11,819.68 CR
03/04/2019	Unrealised Gain writeback as at 03/04/2019 (COL.AX)			107.73	11,927.41 CR
03/04/2019	Unrealised Gain writeback as at 03/04/2019 (SDF.AX)			1,047.36	12,974.77 CR
28/04/2019	Revaluation - 26/04/2019 @ \$0.375000 (System Price) - 10,000.000000 Units on hand (MML.AX)		850.00		12,124.77 CR
28/04/2019	Revaluation - 26/04/2019 @ \$0.330000 (System Price) - 20,000.000000 Units on hand (BYE.AX)			2,300.00	14,424.77 CR

LANDS SUPER FUND

General Ledger

For The Period 01 July 2018 - 30 June 2019

Transaction Date	Description	Units	Debit	Credit	Balance \$
28/04/2019	Revaluation - 26/04/2019 @ \$8.230000 (System Price) - 10,000.000000 Units on hand (NST.AX)			9,700.00	24,124.77 CR
28/04/2019	Revaluation - 30/06/2017 @ \$1,020.000000 (Exit) - 1.000000 Units on hand (LANDSBLIND)		102.00		24,022.77 CR
28/04/2019	Revaluation - 26/04/2019 @ \$1.715000 (System Price) - 5,000.000000 Units on hand (CL1.AX)		1,225.00		22,797.77 CR
28/04/2019	Revaluation - 26/04/2019 @ \$4.260000 (System Price) - 10,000.000000 Units on hand (DDR.AX)			12,000.00	34,797.77 CR
28/04/2019	Revaluation - 26/04/2019 @ \$0.250000 (System Price) - 50,000.000000 Units on hand (PRT.AX)		2,250.00		32,547.77 CR
28/04/2019	Revaluation - 26/04/2019 @ \$3.940000 (System Price) - 10,000.000000 Units on hand (SGP.AX)		3,600.00		28,947.77 CR
28/04/2019	Revaluation - 26/04/2019 @ \$15.840000 (System Price) - 1,000.000000 Units on hand (MIN.AX)			540.00	29,487.77 CR
28/04/2019	Revaluation - 28/04/2019 @ \$0.000000 - 0.000000 Units on hand (SDF.AX)		600.00		28,887.77 CR
28/04/2019	Revaluation - 28/04/2019 @ \$0.000000 - 0.000000 Units on hand (OSL.AX)			400.00	29,287.77 CR
28/04/2019	Revaluation - 26/04/2019 @ \$2.590000 (System Price) - 32,900.000000 Units on hand (VCX.AX)		4,935.00		24,352.77 CR
28/04/2019	Revaluation - 26/04/2019 @ \$0.230000 (System Price) - 10,000.000000 Units on hand (CPV.AX)		2,931.90		21,420.87 CR
28/04/2019	Revaluation - 26/04/2019 @ \$2.450000 (System Price) - 10,000.000000 Units on hand (HSO.AX)			2,400.00	23,820.87 CR
28/04/2019	Revaluation - 26/04/2019 @ \$1.435000 (System Price) - 24,485.000000 Units on hand (FXL.AX)		11,385.52		12,435.35 CR
28/04/2019	Revaluation - 26/04/2019 @ \$0.690000 (System Price) - 50,000.000000 Units on hand (MYR.AX)			11,750.00	24,185.35 CR
28/04/2019	Revaluation - 28/04/2019 @ \$0.000000 - 0.000000 Units on hand (COL.AX)		107.73		24,077.62 CR
28/04/2019	Revaluation - 26/04/2019 @ \$2.000000 (System Price) - 40,000.000000 Units on hand (WAM.AX)		16,800.00		7,277.62 CR
28/04/2019	Revaluation - 26/04/2019 @ \$1.102000 (System Price) - 40,000.000000 Units on hand (WLE.AX)		4,320.00		2,957.62 CR
28/04/2019	Revaluation - 26/04/2019 @ \$8.500000 (System Price) - 5,000.000000 Units on hand (YMAX.AX)		2,250.00		707.62 CR

LANDS SUPER FUND

General Ledger

For The Period 01 July 2018 - 30 June 2019

Transaction Date	Description	Units	Debit	Credit	Balance \$
28/04/2019	Revaluation - 28/04/2019 @ \$0.000000 - 0.000000 Units on hand (WES.AX)		2,217.27		1,509.65 DR
28/04/2019	Revaluation - 26/04/2019 @ \$2.200000 (System Price) - 13,737.000000 Units on hand (VLW.AX)		2,335.29		3,844.94 DR
28/04/2019	Revaluation - 26/04/2019 @ \$9.420000 (System Price) - 2,000.000000 Units on hand (BOQ.AX)		3,860.00		7,704.94 DR
28/04/2019	Revaluation - 28/04/2019 @ \$0.000000 - 0.000000 Units on hand (MYX.AX)		150.00		7,854.94 DR
28/04/2019	Revaluation - 26/04/2019 @ \$2.350000 (System Price) - 5,000.000000 Units on hand (TRS.AX)		16,750.00		24,604.94 DR
14/05/2019	Revaluation - 14/05/2019 @ \$0.405000 (System Price) - 10,000.000000 Units on hand (MML.AX)		700.00		25,304.94 DR
14/05/2019	Revaluation - 14/05/2019 @ \$0.290000 (System Price) - 20,000.000000 Units on hand (BYE.AX)			200.00	25,104.94 DR
14/05/2019	Revaluation - 14/05/2019 @ \$9.450000 (System Price) - 10,000.000000 Units on hand (NST.AX)			22,300.00	2,804.94 DR
14/05/2019	Revaluation - 14/05/2019 @ \$1.575000 (System Price) - 5,000.000000 Units on hand (CL1.AX)		2,925.00		5,729.94 DR
14/05/2019	Revaluation - 14/05/2019 @ \$4.850000 (System Price) - 10,000.000000 Units on hand (DDR.AX)			18,500.00	12,770.06 CR
14/05/2019	Revaluation - 14/05/2019 @ \$0.245000 (System Price) - 50,000.000000 Units on hand (PRT.AX)		2,500.00		10,270.06 CR
14/05/2019	Revaluation - 14/05/2019 @ \$3.860000 (System Price) - 10,000.000000 Units on hand (SGP.AX)		2,800.00		7,470.06 CR
14/05/2019	Revaluation - 14/05/2019 @ \$14.940000 (System Price) - 1,000.000000 Units on hand (MIN.AX)		1,100.00		6,370.06 CR
14/05/2019	Revaluation - 14/05/2019 @ \$0.000000 - 0.000000 Units on hand (SDF.AX)		450.00		5,920.06 CR
14/05/2019	Revaluation - 14/05/2019 @ \$0.000000 - 0.000000 Units on hand (OSL.AX)			200.00	6,120.06 CR
14/05/2019	Revaluation - 14/05/2019 @ \$2.570000 (System Price) - 32,900.000000 Units on hand (VCX.AX)		3,290.00		2,830.06 CR
14/05/2019	Revaluation - 14/05/2019 @ \$0.170000 (System Price) - 10,000.000000 Units on hand (CPV.AX)		3,531.90		701.84 DR
14/05/2019	Revaluation - 14/05/2019 @ \$2.450000 (System Price) - 10,000.000000 Units on hand (HSO.AX)			2,600.00	1,898.16 CR

LANDS SUPER FUND

General Ledger

For The Period 01 July 2018 - 30 June 2019

Transaction Date	Description	Units	Debit	Credit	Balance \$
14/05/2019	Revaluation - 14/05/2019 @ \$1.800000 (System Price) - 24,485.000000 Units on hand (FXL.AX)		5,631.55		3,733.39 DR
14/05/2019	Revaluation - 14/05/2019 @ \$0.615000 (System Price) - 50,000.000000 Units on hand (MYR.AX)			10,000.00	6,266.61 CR
14/05/2019	Revaluation - 14/05/2019 @ \$0.000000 - 0.000000 Units on hand (COL.AX)		107.73		6,158.88 CR
14/05/2019	Revaluation - 14/05/2019 @ \$1.970000 (System Price) - 40,000.000000 Units on hand (WAM.AX)		17,200.00		11,041.12 DR
14/05/2019	Revaluation - 14/05/2019 @ \$1.080000 (System Price) - 40,000.000000 Units on hand (WLE.AX)		4,200.00		15,241.12 DR
14/05/2019	Revaluation - 14/05/2019 @ \$8.350000 (System Price) - 5,000.000000 Units on hand (YMAX.AX)		3,050.00		18,291.12 DR
14/05/2019	Revaluation - 14/05/2019 @ \$0.000000 - 0.000000 Units on hand (WES.AX)		2,152.27		20,443.39 DR
14/05/2019	Revaluation - 14/05/2019 @ \$2.260000 (System Price) - 13,737.000000 Units on hand (VLW.AX)		274.74		20,718.13 DR
14/05/2019	Revaluation - 14/05/2019 @ \$8.940000 (System Price) - 2,000.000000 Units on hand (BOQ.AX)		3,540.00		24,258.13 DR
14/05/2019	Revaluation - 14/05/2019 @ \$0.000000 - 0.000000 Units on hand (MYX.AX)		50.00		24,308.13 DR
14/05/2019	Revaluation - 14/05/2019 @ \$2.250000 (System Price) - 5,000.000000 Units on hand (TRS.AX)		17,300.00		41,608.13 DR
14/05/2019	Revaluation - 14/05/2019 @ \$0.405000 (System Price) - 10,000.000000 Units on hand (MML.AX)			1,000.00	40,608.13 DR
14/05/2019	Revaluation - 14/05/2019 @ \$0.290000 (System Price) - 20,000.000000 Units on hand (BYE.AX)		1,000.00		41,608.13 DR
14/05/2019	Revaluation - 14/05/2019 @ \$9.450000 (System Price) - 10,000.000000 Units on hand (NST.AX)		10,100.00		51,708.13 DR
14/05/2019	Revaluation - 14/05/2019 @ \$1.575000 (System Price) - 5,000.000000 Units on hand (CL1.AX)			2,225.00	49,483.13 DR
14/05/2019	Revaluation - 14/05/2019 @ \$4.850000 (System Price) - 10,000.000000 Units on hand (DDR.AX)		12,600.00		62,083.13 DR
14/05/2019	Revaluation - 14/05/2019 @ \$0.245000 (System Price) - 50,000.000000 Units on hand (PRT.AX)			2,250.00	59,833.13 DR
14/05/2019	Revaluation - 14/05/2019 @ \$3.860000 (System Price) - 10,000.000000 Units on			2,000.00	57,833.13 DR

LANDS SUPER FUND

General Ledger

For The Period 01 July 2018 - 30 June 2019

Transaction Date	Description	Units	Debit	Credit	Balance \$
	AX)				
14/05/2019	Revaluation - 14/05/2019 @ \$14.940000 (System Price) - 1,000.000000 Units on hand (MIN.AX)			200.00	57,633.13 DR
14/05/2019	Revaluation - 14/05/2019 @ \$0.000000 - 0.000000 Units on hand (SDF.AX)			450.00	57,183.13 DR
14/05/2019	Revaluation - 14/05/2019 @ \$0.000000 - 0.000000 Units on hand (OSL.AX)		200.00		57,383.13 DR
14/05/2019	Revaluation - 14/05/2019 @ \$2.570000 (System Price) - 32,900.000000 Units on hand (VCX.AX)			2,632.00	54,751.13 DR
14/05/2019	Revaluation - 14/05/2019 @ \$0.170000 (System Price) - 10,000.000000 Units on hand (CPV.AX)			2,931.90	51,819.23 DR
14/05/2019	Revaluation - 14/05/2019 @ \$2.450000 (System Price) - 10,000.000000 Units on hand (HSO.AX)		2,600.00		54,419.23 DR
14/05/2019	Revaluation - 14/05/2019 @ \$1.800000 (System Price) - 24,485.000000 Units on hand (FXL.AX)			14,568.57	39,850.66 DR
14/05/2019	Revaluation - 14/05/2019 @ \$0.615000 (System Price) - 50,000.000000 Units on hand (MYR.AX)		13,750.00		53,600.66 DR
14/05/2019	Revaluation - 14/05/2019 @ \$0.000000 - 0.000000 Units on hand (COL.AX)			107.73	53,492.93 DR
14/05/2019	Revaluation - 14/05/2019 @ \$1.970000 (System Price) - 40,000.000000 Units on hand (WAM.AX)			16,000.00	37,492.93 DR
14/05/2019	Revaluation - 14/05/2019 @ \$1.080000 (System Price) - 40,000.000000 Units on hand (WLE.AX)			3,320.00	34,172.93 DR
14/05/2019	Revaluation - 14/05/2019 @ \$8.350000 (System Price) - 5,000.000000 Units on hand (YMAX.AX)			2,300.00	31,872.93 DR
14/05/2019	Revaluation - 14/05/2019 @ \$0.000000 - 0.000000 Units on hand (WES.AX)			2,152.27	29,720.66 DR
14/05/2019	Revaluation - 14/05/2019 @ \$2.260000 (System Price) - 13,737.000000 Units on hand (VLW.AX)			1,098.96	28,621.70 DR
14/05/2019	Revaluation - 14/05/2019 @ \$8.940000 (System Price) - 2,000.000000 Units on hand (BOQ.AX)			2,580.00	26,041.70 DR
14/05/2019	Revaluation - 14/05/2019 @ \$0.000000 - 0.000000 Units on hand (MYX.AX)			50.00	25,991.70 DR
14/05/2019	Revaluation - 14/05/2019 @ \$2.250000 (System Price) - 5,000.000000 Units on hand (TRS.AX)			16,800.00	9,191.70 DR
06/06/2019	HSO [HSO.AX merger / takeover as at 06/06/2019] (HSO.AX)		6,743.74		15,935.44 DR
06/06/2019	Unrealised Gain writeback as at 06/06/2019 (HSO.AX)			9,093.74	6,841.70 DR

LANDS SUPER FUND

General Ledger

For The Period 01 July 2018 - 30 June 2019

Transaction Date	Description	Units	Debit	Credit	Balance \$
30/06/2019	Revaluation - 28/06/2019 @ \$0.575000 (System Price) - 10,000.000000 Units on hand (MML.AX)			1,700.00	5,141.70 DR
30/06/2019	Revaluation - 28/06/2019 @ \$11.650000 (System Price) - 10,000.000000 Units on hand (NST.AX)			22,000.00	16,858.30 CR
30/06/2019	Revaluation - 30/06/2017 @ \$1,020.000000 (Exit) - 1.000000 Units on hand (LANDSBLIND)			91.80	16,950.10 CR
30/06/2019	Revaluation - 28/06/2019 @ \$1.495000 (System Price) - 5,000.000000 Units on hand (CL1.AX)		400.00		16,550.10 CR
30/06/2019	Revaluation - 28/06/2019 @ \$5.380000 (System Price) - 10,000.000000 Units on hand (DDR.AX)			5,300.00	21,850.10 CR
30/06/2019	Revaluation - 28/06/2019 @ \$0.210000 (System Price) - 50,000.000000 Units on hand (PRT.AX)		1,750.00		20,100.10 CR
30/06/2019	Revaluation - 28/06/2019 @ \$4.170000 (System Price) - 10,000.000000 Units on hand (SGP.AX)			3,100.00	23,200.10 CR
30/06/2019	Revaluation - 28/06/2019 @ \$14.980000 (System Price) - 1,000.000000 Units on hand (MIN.AX)			40.00	23,240.10 CR
30/06/2019	Revaluation - 28/06/2019 @ \$2.450000 (System Price) - 32,900.000000 Units on hand (VCX.AX)		3,948.00		19,292.10 CR
30/06/2019	Revaluation - 28/06/2019 @ \$0.220000 (System Price) - 10,000.000000 Units on hand (CPV.AX)			500.00	19,792.10 CR
30/06/2019	Revaluation - 30/06/2019 @ \$0.000000 - 0.000000 Units on hand (HSO.AX)		2,200.00		17,592.10 CR
30/06/2019	Revaluation - 28/06/2019 @ \$1.630000 (System Price) - 24,485.000000 Units on hand (FXL.AX)		4,162.45		13,429.65 CR
30/06/2019	Revaluation - 30/06/2019 @ \$460,000.000000 (Net Asset Value) - 1.000000 Units on hand (40/1914CR)			918.00	14,347.65 CR
30/06/2019	Revaluation - 28/06/2019 @ \$0.545000 (System Price) - 50,000.000000 Units on hand (MYR.AX)		3,500.00		10,847.65 CR
30/06/2019	Revaluation - 28/06/2019 @ \$2.020000 (System Price) - 40,000.000000 Units on hand (WAM.AX)			2,000.00	12,847.65 CR
30/06/2019	Revaluation - 28/06/2019 @ \$1.105000 (System Price) - 40,000.000000 Units on hand (WLE.AX)			1,000.00	13,847.65 CR
30/06/2019	Revaluation - 28/06/2019 @ \$8.890000 (System Price) - 5,000.000000 Units on hand (YMAX.AX)			2,700.00	16,547.65 CR
30/06/2019	Revaluation - 28/06/2019 @ \$2.210000 (System Price) -		686.85		15,860.80 CR

LANDS SUPER FUND

General Ledger

For The Period 01 July 2018 - 30 June 2019

Transaction Date	Description	Units	Debit	Credit	Balance \$
	13,737.000000 Units on hand (VLW.AX)				
30/06/2019	Revaluation - 28/06/2019 @ \$9.530000 (System Price) - 2,000.000000 Units on hand (BOQ.AX)			1,180.00	17,040.80 CR
30/06/2019	Revaluation - 28/06/2019 @ \$1.830000 (System Price) - 5,000.000000 Units on hand (TRS.AX)		2,100.00		14,940.80 CR
30/06/2019	Revaluation - 30/06/2019 @ \$826.200000 (Net Asset Value) - 1.000000 Units on hand (LANDSBLIND)		193.80		14,747.00 CR
			230,068.77	244,815.77	14,747.00 CR

Interest Received (25000)

Macquarie Bank Account #9718 (MBL9718)

31/07/2018	interest			50.39	50.39 CR
31/08/2018	interest			45.42	95.81 CR
28/09/2018	interest			52.76	148.57 CR
31/10/2018	interest			49.26	197.83 CR
30/11/2018	interest			44.88	242.71 CR
31/12/2018	interest			43.66	286.37 CR
31/01/2019	interest			37.93	324.30 CR
28/02/2019	interest			28.61	352.91 CR
29/03/2019	interest			30.36	383.27 CR
30/04/2019	interest			74.06	457.33 CR
31/05/2019	interest			132.13	589.46 CR
28/06/2019	interest			119.54	709.00 CR
				709.00	709.00 CR

QUDOS Term Deposit #2757 (QUDOSTD2757)

31/07/2018	interest			1,125.76	1,125.76 CR
31/08/2018	interest			1,128.07	2,253.83 CR
30/09/2018	interest			1,093.90	3,347.73 CR
31/10/2018	interest			1,132.59	4,480.32 CR
30/11/2018	interest			1,098.29	5,578.61 CR
31/12/2018	interest			1,137.14	6,715.75 CR
31/01/2019	interest			1,139.46	7,855.21 CR
28/02/2019	interest			1,031.28	8,886.49 CR
31/03/2019	interest			1,143.89	10,030.38 CR
30/04/2019	interest			1,109.24	11,139.62 CR
31/05/2019	interest			19.96	11,159.58 CR
30/06/2019	interest			28.39	11,187.97 CR
				11,187.97	11,187.97 CR

Qudos Term Deposit 9078 (QUDOSTD9078)

01/06/2019	interest			484.10	484.10 CR
30/06/2019	interest			468.50	952.60 CR
				952.60	952.60 CR

QUDOS Term Deposit 9079 (QUDOSTD9079)

01/06/2019	interest			764.38	764.38 CR
------------	----------	--	--	--------	-----------

LANDS SUPER FUND

General Ledger

For The Period 01 July 2018 - 30 June 2019

Transaction Date	Description	Units	Debit	Credit	Balance \$
30/06/2019	interest			739.72	1,504.10 CR
				1,504.10	1,504.10 CR
Property Income (28000)					
<u>40/1914 Creek Road Cannon Hill (40/1914CR)</u>					
01/08/2018	rent			1,671.48	1,671.48 CR
03/09/2018	rent			2,091.00	3,762.48 CR
02/10/2018	rent			1,671.48	5,433.96 CR
01/11/2018	rent			1,671.48	7,105.44 CR
03/12/2018	rent			1,671.48	8,776.92 CR
02/01/2019	rent			2,091.00	10,867.92 CR
01/02/2019	rent			2,091.00	12,958.92 CR
01/03/2019	rent			1,251.96	14,210.88 CR
01/04/2019	rent			2,510.52	16,721.40 CR
01/05/2019	rent			1,671.48	18,392.88 CR
03/06/2019	rent			1,671.48	20,064.36 CR
30/06/2019	to take up rent receivable June 2019			1,583.48	21,647.84 CR
30/06/2019	to take rental expenses as per rental statement			2,272.16	23,920.00 CR
				23,920.00	23,920.00 CR
Accountancy Fees (30100)					
<u>Accountancy Fees (30100)</u>					
18/03/2019	Cleave		3,135.00		3,135.00 DR
			3,135.00		3,135.00 DR
Administration Costs (30200)					
<u>Administration Costs (30200)</u>					
07/03/2019	Cleave		143.00		143.00 DR
			143.00		143.00 DR
ATO Supervisory Levy (30400)					
<u>ATO Supervisory Levy (30400)</u>					
25/03/2019	ATO		259.00		259.00 DR
			259.00		259.00 DR
Auditor's Remuneration (30700)					
<u>Auditor's Remuneration (30700)</u>					
18/03/2019	Cleave		605.00		605.00 DR
			605.00		605.00 DR
ASIC Fees (30800)					
<u>ASIC Fees (30800)</u>					
07/03/2019	ASIC		53.00		53.00 DR
			53.00		53.00 DR
Depreciation (33400)					
<u>Blinds Internal - 10/114 Creek Rd Cannon Hill (LANDSBLIND)</u>					
30/06/2019	Depreciation for the period {2019}		91.80		91.80 DR
			91.80		91.80 DR
Pensions Paid (41600)					

LANDS SUPER FUND

General Ledger

For The Period 01 July 2018 - 30 June 2019

Transaction Date	Description	Units	Debit	Credit	Balance \$
<u>(Pensions Paid) Rosenblatt, Susan Jane - Pension (Pension 101) (ROSSUS00002P)</u>					
13/07/2018	pension		1,615.50		1,615.50 DR
13/07/2018	pension		1,414.00		3,029.50 DR
15/08/2018	pension		1,615.50		4,645.00 DR
15/08/2018	pension		1,570.50		6,215.50 DR
14/09/2018	pension		1,615.50		7,831.00 DR
14/09/2018	pension		1,570.50		9,401.50 DR
15/10/2018	pension		1,615.50		11,017.00 DR
15/10/2018	pension		1,570.50		12,587.50 DR
15/11/2018	pension		1,615.50		14,203.00 DR
15/11/2018	pension		1,570.50		15,773.50 DR
14/12/2018	pension		1,615.50		17,389.00 DR
14/12/2018	pension		1,570.50		18,959.50 DR
15/01/2019	pension		1,615.50		20,575.00 DR
15/01/2019	pension		1,570.50		22,145.50 DR
15/02/2019	pension		1,615.50		23,761.00 DR
15/02/2019	pension		1,570.50		25,331.50 DR
15/03/2019	pension		1,615.50		26,947.00 DR
15/03/2019	pension		1,570.50		28,517.50 DR
15/04/2019	pension		2,475.00		30,992.50 DR
15/04/2019	pension		1,350.00		32,342.50 DR
15/05/2019	pesnion		2,475.00		34,817.50 DR
15/05/2019	pension		1,327.40		36,144.90 DR
14/06/2019	pension		2,475.00		38,619.90 DR
14/06/2019	pension		1,350.00		39,969.90 DR
			39,969.90		39,969.90 DR
<u>(Pensions Paid) Sceresini, Lawrence Patrick - Pension (Pension 101) (SCELAW00002P)</u>					
13/07/2018	pension		1,974.50		1,974.50 DR
13/07/2018	pension		1,729.75		3,704.25 DR
15/08/2018	pension		1,974.50		5,678.75 DR
15/08/2018	pension		1,919.50		7,598.25 DR
14/09/2018	pension		1,974.50		9,572.75 DR
14/09/2018	pension		1,919.50		11,492.25 DR
15/10/2018	pension		1,974.50		13,466.75 DR
15/10/2018	pension		1,919.50		15,386.25 DR
15/11/2018	pension		1,974.50		17,360.75 DR
15/11/2018	pension		1,919.50		19,280.25 DR
14/12/2018	pension		1,974.50		21,254.75 DR
14/12/2018	pension		1,919.50		23,174.25 DR
15/01/2019	pension		1,974.50		25,148.75 DR
15/01/2019	pension		1,919.50		27,068.25 DR
15/02/2019	pension		1,974.50		29,042.75 DR
15/02/2019	pension		1,919.50		30,962.25 DR
15/03/2019	pension		1,974.50		32,936.75 DR
15/03/2019	pension		1,919.50		34,856.25 DR
15/04/2019	pension		3,025.00		37,881.25 DR
15/04/2019	pension		1,650.00		39,531.25 DR

LANDS SUPER FUND

General Ledger

For The Period 01 July 2018 - 30 June 2019

Transaction Date	Description	Units	Debit	Credit	Balance \$
15/05/2019	pension		3,025.00		42,556.25 DR
15/05/2019	pension		1,621.00		44,177.25 DR
14/06/2019	pension		3,025.00		47,202.25 DR
14/06/2019	pension		1,650.00		48,852.25 DR
			48,852.25		48,852.25 DR
Property Expenses - Agents Management Fees (41930)					
<u>40/1914 Creek Road Cannon Hill (40/1914CR)</u>					
30/06/2019	to take rental expenses as per rental statement		2,104.96		2,104.96 DR
			2,104.96		2,104.96 DR
Property Expenses - Body Corporate Fees (41945)					
<u>40/1914 Creek Road Cannon Hill (40/1914CR)</u>					
22/01/2019	strata levy		1,902.29		1,902.29 DR
03/06/2019	strat pay		1,511.34		3,413.63 DR
			3,413.63		3,413.63 DR
Property Expenses - Insurance Premium (41980)					
<u>40/1914 Creek Road Cannon Hill (40/1914CR)</u>					
17/09/2018	Terri sheer		336.00		336.00 DR
			336.00		336.00 DR
Property Expenses - Repairs Maintenance (42060)					
<u>40/1914 Creek Road Cannon Hill (40/1914CR)</u>					
30/06/2019	to take rental expenses as per rental statement		88.00		88.00 DR
			88.00		88.00 DR
Property Expenses - Rates and taxes (42065)					
<u>40/1914 Creek Road Cannon Hill (40/1914CR)</u>					
20/07/2018	rates		393.95		393.95 DR
22/10/2018	Rates		393.95		787.90 DR
17/01/2019	rates		393.95		1,181.85 DR
23/04/2019	rates		393.95		1,575.80 DR
			1,575.80		1,575.80 DR
Property Expenses - Sundry Expenses (42110)					
<u>40/1914 Creek Road Cannon Hill (40/1914CR)</u>					
30/06/2019	to take rental expenses as per rental statement		79.20		79.20 DR
			79.20		79.20 DR
Property Expenses - Water Rates (42150)					
<u>40/1914 Creek Road Cannon Hill (40/1914CR)</u>					
20/07/2018	urban utilities		253.10		253.10 DR
22/10/2018	urban utilities		268.12		521.22 DR
17/01/2019	urban utilities		284.33		805.55 DR
23/04/2019	urban utilities		291.70		1,097.25 DR
			1,097.25		1,097.25 DR
Benefits Paid/Transfers Out (46000)					
<u>(Benefits Paid/Transfers Out) Sceresini, Lawrence Patrick - Accumulation (SCELAW00003A)</u>					
13/07/2018	pay out Lawrences accumulation		346.25		346.25 DR

LANDS SUPER FUND

General Ledger

For The Period 01 July 2018 - 30 June 2019

Transaction Date	Description	Units	Debit	Credit	Balance \$
	balance				
13/07/2018	System Member Journals			346.25	0.00 DR
15/05/2019	withdrawal of Lawrence accumulation		51.60		51.60 DR
15/05/2019	System Member Journals			51.60	0.00 DR
			397.85	397.85	0.00 DR
Income Tax Expense (48500)					
<u>Income Tax Expense (48500)</u>					
28/04/2019	Create Entries - Franking Credits Adjustment - 28/04/2019			8,688.38	8,688.38 CR
14/05/2019	Create Entries - Income Tax Expense - 14/05/2019		0.04		8,688.34 CR
30/06/2019	Create Entries - Franking Credits Adjustment - 30/06/2019			1,579.17	10,267.51 CR
30/06/2019	Create Entries - Income Tax Expense - 30/06/2019			0.04	10,267.55 CR
			0.04	10,267.59	10,267.55 CR
Profit/Loss Allocation Account (49000)					
<u>Profit/Loss Allocation Account (49000)</u>					
12/07/2018	Create Entries - Profit/Loss Allocation - 12/07/2018		2,840.32		2,840.32 DR
12/07/2018	Create Entries - Profit/Loss Allocation - 12/07/2018		1.03		2,841.35 DR
12/07/2018	Create Entries - Profit/Loss Allocation - 12/07/2018		2,321.93		5,163.28 DR
13/07/2018	System Member Journals			1,974.50	3,188.78 DR
13/07/2018	System Member Journals			1,615.50	1,573.28 DR
13/07/2018	System Member Journals			1,729.75	156.47 CR
13/07/2018	System Member Journals			1,414.00	1,570.47 CR
15/08/2018	System Member Journals			1,974.50	3,544.97 CR
15/08/2018	System Member Journals			1,615.50	5,160.47 CR
15/08/2018	System Member Journals			1,919.50	7,079.97 CR
15/08/2018	System Member Journals			1,570.50	8,650.47 CR
14/09/2018	System Member Journals			1,974.50	10,624.97 CR
14/09/2018	System Member Journals			1,615.50	12,240.47 CR
14/09/2018	System Member Journals			1,919.50	14,159.97 CR
14/09/2018	System Member Journals			1,570.50	15,730.47 CR
15/10/2018	System Member Journals			1,974.50	17,704.97 CR
15/10/2018	System Member Journals			1,615.50	19,320.47 CR
15/10/2018	System Member Journals			1,919.50	21,239.97 CR
15/10/2018	System Member Journals			1,570.50	22,810.47 CR
15/11/2018	System Member Journals			1,974.50	24,784.97 CR
15/11/2018	System Member Journals			1,615.50	26,400.47 CR
15/11/2018	System Member Journals			1,919.50	28,319.97 CR
15/11/2018	System Member Journals			1,570.50	29,890.47 CR
14/12/2018	System Member Journals			1,974.50	31,864.97 CR
14/12/2018	System Member Journals			1,615.50	33,480.47 CR
14/12/2018	System Member Journals			1,919.50	35,399.97 CR
14/12/2018	System Member Journals			1,570.50	36,970.47 CR
15/01/2019	System Member Journals			1,974.50	38,944.97 CR
15/01/2019	System Member Journals			1,615.50	40,560.47 CR

LANDS SUPER FUND

General Ledger

For The Period 01 July 2018 - 30 June 2019

Transaction Date	Description	Units	Debit	Credit	Balance \$
15/01/2019	System Member Journals			1,919.50	42,479.97 CR
15/01/2019	System Member Journals			1,570.50	44,050.47 CR
15/02/2019	System Member Journals			1,974.50	46,024.97 CR
15/02/2019	System Member Journals			1,615.50	47,640.47 CR
15/02/2019	System Member Journals			1,919.50	49,559.97 CR
15/02/2019	System Member Journals			1,570.50	51,130.47 CR
15/03/2019	System Member Journals			1,974.50	53,104.97 CR
15/03/2019	System Member Journals			1,615.50	54,720.47 CR
15/03/2019	System Member Journals			1,919.50	56,639.97 CR
15/03/2019	System Member Journals			1,570.50	58,210.47 CR
15/04/2019	System Member Journals			3,025.00	61,235.47 CR
15/04/2019	System Member Journals			2,475.00	63,710.47 CR
15/04/2019	System Member Journals			1,650.00	65,360.47 CR
15/04/2019	System Member Journals			1,350.00	66,710.47 CR
28/04/2019	Create Entries - Profit/Loss Allocation - 28/04/2019		13,689.73		53,020.74 CR
28/04/2019	Create Entries - Profit/Loss Allocation - 28/04/2019		11,191.64		41,829.10 CR
29/04/2019	System Member Journals		51.60		41,777.50 CR
14/05/2019	Create Entries - Profit/Loss Allocation - 14/05/2019		10,051.06		31,726.44 CR
14/05/2019	Create Entries - Profit/Loss Allocation - 14/05/2019		8,216.96		23,509.48 CR
14/05/2019	Create Entries - Income Tax Expense Allocation - 14/05/2019			0.04	23,509.52 CR
15/05/2019	System Member Journals			3,025.00	26,534.52 CR
15/05/2019	System Member Journals			2,475.00	29,009.52 CR
15/05/2019	System Member Journals			1,621.00	30,630.52 CR
15/05/2019	System Member Journals			1,327.40	31,957.92 CR
14/06/2019	System Member Journals			3,025.00	34,982.92 CR
14/06/2019	System Member Journals			2,475.00	37,457.92 CR
14/06/2019	System Member Journals			1,650.00	39,107.92 CR
14/06/2019	System Member Journals			1,350.00	40,457.92 CR
30/06/2019	Create Entries - Profit/Loss Allocation - 30/06/2019		19,784.14		20,673.78 CR
30/06/2019	Create Entries - Profit/Loss Allocation - 30/06/2019		16,173.94		4,499.84 CR
30/06/2019	Create Entries - Income Tax Expense Allocation - 30/06/2019		0.04		4,499.80 CR
30/06/2019	Create Entries - Profit allocation adjustment - 30/06/2019		1.03		4,498.77 CR
30/06/2019	Create Entries - Profit allocation adjustment - 30/06/2019			1.03	4,499.80 CR
			84,323.42	88,823.22	4,499.80 CR

Opening Balance (50010)

(Opening Balance) Rosenblatt, Susan Jane - Pension (Pension 101) (ROSSUS00002P)

01/07/2018	Opening Balance				800,490.27 CR
01/07/2018	Close Period Journal		3,771.50		796,718.77 CR
			3,771.50		796,718.77 CR

(Opening Balance) Sceresini, Lawrence Patrick - Pension (Pension 101) (SCELAW00002P)

01/07/2018	Opening Balance				968,691.05 CR
01/07/2018	Close Period Journal			5,945.58	974,636.63 CR

LANDS SUPER FUND

General Ledger

For The Period 01 July 2018 - 30 June 2019

Transaction Date	Description	Units	Debit	Credit	Balance \$
				5,945.58	974,636.63 CR
	<u>(Opening Balance) Sceresini, Lawrence Patrick - Accumulation (SCELAW00003A)</u>				
01/07/2018	Close Period Journal			346.25	346.25 CR
				346.25	346.25 CR
	Contributions (52420)				
	<u>(Contributions) Sceresini, Lawrence Patrick - Accumulation (SCELAW00003A)</u>				
01/07/2018	Opening Balance				343.78 CR
01/07/2018	Close Period Journal		343.78		0.00 DR
29/04/2019	System Member Journals			51.60	51.60 CR
			343.78	51.60	51.60 CR
	Share of Profit/(Loss) (53100)				
	<u>(Share of Profit/(Loss)) Rosenblatt, Susan Jane - Pension (Pension 101) (ROSSUS00002P)</u>				
01/07/2018	Opening Balance				39,308.50 CR
01/07/2018	Close Period Journal		39,308.50		0.00 DR
12/07/2018	Create Entries - Profit/Loss Allocation - 12/07/2018			2,321.93	2,321.93 CR
28/04/2019	Create Entries - Profit/Loss Allocation - 28/04/2019			11,191.64	13,513.57 CR
14/05/2019	Create Entries - Profit/Loss Allocation - 14/05/2019			8,216.96	21,730.53 CR
30/06/2019	Create Entries - Profit/Loss Allocation - 30/06/2019			16,173.94	37,904.47 CR
			39,308.50	37,904.47	37,904.47 CR
	<u>(Share of Profit/(Loss)) Sceresini, Lawrence Patrick - Pension (Pension 101) (SCELAW00002P)</u>				
01/07/2018	Opening Balance				47,825.58 CR
01/07/2018	Close Period Journal		47,825.58		0.00 DR
12/07/2018	Create Entries - Profit/Loss Allocation - 12/07/2018			2,840.32	2,840.32 CR
28/04/2019	Create Entries - Profit/Loss Allocation - 28/04/2019			13,689.73	16,530.05 CR
14/05/2019	Create Entries - Profit/Loss Allocation - 14/05/2019			10,051.06	26,581.11 CR
30/06/2019	Create Entries - Profit/Loss Allocation - 30/06/2019			19,784.14	46,365.25 CR
30/06/2019	Create Entries - Profit allocation adjustment - 30/06/2019			1.03	46,366.28 CR
			47,825.58	46,366.28	46,366.28 CR
	<u>(Share of Profit/(Loss)) Sceresini, Lawrence Patrick - Accumulation (SCELAW00003A)</u>				
01/07/2018	Opening Balance				11.62 CR
01/07/2018	Close Period Journal		11.62		0.00 DR
12/07/2018	Create Entries - Profit/Loss Allocation - 12/07/2018			1.03	1.03 CR
30/06/2019	Create Entries - Profit allocation adjustment - 30/06/2019		1.03		0.00 DR
			12.65	1.03	0.00 DR
	Income Tax (53330)				
	<u>(Income Tax) Sceresini, Lawrence Patrick - Accumulation (SCELAW00003A)</u>				
01/07/2018	Opening Balance				42.42 CR
01/07/2018	Close Period Journal		42.42		0.00 DR
14/05/2019	Create Entries - Income Tax Expense Allocation - 14/05/2019		0.04		0.04 DR
30/06/2019	Create Entries - Income Tax Expense Allocation - 30/06/2019			0.04	0.00 DR

LANDS SUPER FUND

General Ledger

For The Period 01 July 2018 - 30 June 2019

Transaction Date	Description	Units	Debit	Credit	Balance \$
			42.46	0.04	0.00 DR
Contributions Tax (53800)					
<u>(Contributions Tax) Sceresini, Lawrence Patrick - Accumulation (SCELAW00003A)</u>					
01/07/2018	Opening Balance				51.57 DR
01/07/2018	Close Period Journal			51.57	0.00 DR
				51.57	0.00 DR
Pensions Paid (54160)					
<u>(Pensions Paid) Rosenblatt, Susan Jane - Pension (Pension 101) (ROSSUS00002P)</u>					
01/07/2018	Opening Balance				43,080.00 DR
01/07/2018	Close Period Journal			43,080.00	0.00 DR
13/07/2018	System Member Journals		1,615.50		1,615.50 DR
13/07/2018	System Member Journals		1,414.00		3,029.50 DR
15/08/2018	System Member Journals		1,615.50		4,645.00 DR
15/08/2018	System Member Journals		1,570.50		6,215.50 DR
14/09/2018	System Member Journals		1,615.50		7,831.00 DR
14/09/2018	System Member Journals		1,570.50		9,401.50 DR
15/10/2018	System Member Journals		1,615.50		11,017.00 DR
15/10/2018	System Member Journals		1,570.50		12,587.50 DR
15/11/2018	System Member Journals		1,615.50		14,203.00 DR
15/11/2018	System Member Journals		1,570.50		15,773.50 DR
14/12/2018	System Member Journals		1,615.50		17,389.00 DR
14/12/2018	System Member Journals		1,570.50		18,959.50 DR
15/01/2019	System Member Journals		1,615.50		20,575.00 DR
15/01/2019	System Member Journals		1,570.50		22,145.50 DR
15/02/2019	System Member Journals		1,615.50		23,761.00 DR
15/02/2019	System Member Journals		1,570.50		25,331.50 DR
15/03/2019	System Member Journals		1,615.50		26,947.00 DR
15/03/2019	System Member Journals		1,570.50		28,517.50 DR
15/04/2019	System Member Journals		2,475.00		30,992.50 DR
15/04/2019	System Member Journals		1,350.00		32,342.50 DR
15/05/2019	System Member Journals		2,475.00		34,817.50 DR
15/05/2019	System Member Journals		1,327.40		36,144.90 DR
14/06/2019	System Member Journals		2,475.00		38,619.90 DR
14/06/2019	System Member Journals		1,350.00		39,969.90 DR
			39,969.90	43,080.00	39,969.90 DR
<u>(Pensions Paid) Sceresini, Lawrence Patrick - Pension (Pension 101) (SCELAW00002P)</u>					
01/07/2018	Opening Balance				41,880.00 DR
01/07/2018	Close Period Journal			41,880.00	0.00 DR
13/07/2018	System Member Journals		1,974.50		1,974.50 DR
13/07/2018	System Member Journals		1,729.75		3,704.25 DR
15/08/2018	System Member Journals		1,974.50		5,678.75 DR
15/08/2018	System Member Journals		1,919.50		7,598.25 DR
14/09/2018	System Member Journals		1,974.50		9,572.75 DR
14/09/2018	System Member Journals		1,919.50		11,492.25 DR
15/10/2018	System Member Journals		1,974.50		13,466.75 DR
15/10/2018	System Member Journals		1,919.50		15,386.25 DR

LANDS SUPER FUND

General Ledger

For The Period 01 July 2018 - 30 June 2019

Transaction Date	Description	Units	Debit	Credit	Balance \$
15/11/2018	System Member Journals		1,974.50		17,360.75 DR
15/11/2018	System Member Journals		1,919.50		19,280.25 DR
14/12/2018	System Member Journals		1,974.50		21,254.75 DR
14/12/2018	System Member Journals		1,919.50		23,174.25 DR
15/01/2019	System Member Journals		1,974.50		25,148.75 DR
15/01/2019	System Member Journals		1,919.50		27,068.25 DR
15/02/2019	System Member Journals		1,974.50		29,042.75 DR
15/02/2019	System Member Journals		1,919.50		30,962.25 DR
15/03/2019	System Member Journals		1,974.50		32,936.75 DR
15/03/2019	System Member Journals		1,919.50		34,856.25 DR
15/04/2019	System Member Journals		3,025.00		37,881.25 DR
15/04/2019	System Member Journals		1,650.00		39,531.25 DR
15/05/2019	System Member Journals		3,025.00		42,556.25 DR
15/05/2019	System Member Journals		1,621.00		44,177.25 DR
14/06/2019	System Member Journals		3,025.00		47,202.25 DR
14/06/2019	System Member Journals		1,650.00		48,852.25 DR
			48,852.25	41,880.00	48,852.25 DR

Benefits Paid/Transfers Out (54500)

(Benefits Paid/Transfers Out) Sceresini, Lawrence Patrick - Accumulation (SCELAW00003A)

13/07/2018	System Member Journals		346.25		346.25 DR
15/05/2019	System Member Journals		51.60		397.85 DR
			397.85		397.85 DR

Bank Accounts (60400)

Macquarie Bank Account #9718 (MBL9718)

01/07/2018	Opening Balance				53,247.40 DR
02/07/2018	rent		1,661.48		54,908.88 DR
13/07/2018	pension			3,590.00	51,318.88 DR
13/07/2018	pay out Lawrences accumulation balance			346.25	50,972.63 DR
13/07/2018	pension			3,143.75	47,828.88 DR
17/07/2018	YMAX dist [System Matched Income Data]		643.26		48,472.14 DR
20/07/2018	urban utilities			253.10	48,219.04 DR
20/07/2018	rates			393.95	47,825.09 DR
31/07/2018	interest		50.39		47,875.48 DR
01/08/2018	rent		1,671.48		49,546.96 DR
15/08/2018	pension			3,490.00	46,056.96 DR
15/08/2018	pension			3,590.00	42,466.96 DR
29/08/2018	VCX dist [System Matched Income Data]		2,697.80		45,164.76 DR
31/08/2018	interest		45.42		45,210.18 DR
31/08/2018	commsec		5,743.10		50,953.28 DR
31/08/2018	Stockland [System Matched Income Data]		1,350.00		52,303.28 DR
03/09/2018	DDR [System Matched Income Data]		440.00		52,743.28 DR
03/09/2018	Commsec [commsec]		4,368.10		57,111.38 DR
03/09/2018	rent		2,091.00		59,202.38 DR
14/09/2018	pension			3,490.00	55,712.38 DR

LANDS SUPER FUND

General Ledger

For The Period 01 July 2018 - 30 June 2019

Transaction Date	Description	Units	Debit	Credit	Balance \$
14/09/2018	pension			3,590.00	52,122.38 DR
17/09/2018	CL1 [System Matched Income Data]		125.00		52,247.38 DR
17/09/2018	Terri sheer			336.00	51,911.38 DR
20/09/2018	SDF div [System Matched Income Data]		235.00		52,146.38 DR
27/09/2018	WES [System Matched Income Data]		600.00		52,746.38 DR
27/09/2018	MIN payment [System Matched Income Data]		400.00		53,146.38 DR
27/09/2018	Commsec [commsec]			5,231.90	47,914.48 DR
28/09/2018	interest		52.76		47,967.24 DR
28/09/2018	NST div [System Matched Income Data]		500.00		48,467.24 DR
28/09/2018	VLW div [System Matched Income Data]		1,442.39		49,909.63 DR
28/09/2018	HSO Div [System Matched Income Data]		350.00		50,259.63 DR
02/10/2018	rent		1,671.48		51,931.11 DR
12/10/2018	FXL div [System Matched Income Data]		942.67		52,873.78 DR
15/10/2018	TRS div [System Matched Income Data]		550.00		53,423.78 DR
15/10/2018	pension			3,490.00	49,933.78 DR
15/10/2018	pension			3,590.00	46,343.78 DR
16/10/2018	YMAX [System Matched Income Data]		1,425.57		47,769.35 DR
22/10/2018	Rates			393.95	47,375.40 DR
22/10/2018	urban utilities			268.12	47,107.28 DR
26/10/2018	WAM leaders [System Matched Income Data]		1,000.00		48,107.28 DR
31/10/2018	interest		49.26		48,156.54 DR
01/11/2018	rent		1,671.48		49,828.02 DR
14/11/2018	BOQ [System Matched Income Data]		760.00		50,588.02 DR
15/11/2018	pension			3,490.00	47,098.02 DR
15/11/2018	pension			3,590.00	43,508.02 DR
26/11/2018	WAM capital [System Matched Income Data]		3,100.00		46,608.02 DR
30/11/2018	interest		44.88		46,652.90 DR
03/12/2018	DDR [System Matched Income Data]		440.00		47,092.90 DR
03/12/2018	rent		1,671.48		48,764.38 DR
14/12/2018	pension			3,490.00	45,274.38 DR
14/12/2018	pension			3,590.00	41,684.38 DR
31/12/2018	interest		43.66		41,728.04 DR
02/01/2019	rent		2,091.00		43,819.04 DR
15/01/2019	pension			3,490.00	40,329.04 DR
15/01/2019	pension			3,590.00	36,739.04 DR
17/01/2019	YMAX [System Matched Income Data]		909.57		37,648.61 DR
17/01/2019	rates			393.95	37,254.66 DR
17/01/2019	urban utilities			284.33	36,970.33 DR
22/01/2019	strata levy			1,902.29	35,068.04 DR
31/01/2019	interest		37.93		35,105.97 DR
01/02/2019	rent		2,091.00		37,196.97 DR

LANDS SUPER FUND

General Ledger

For The Period 01 July 2018 - 30 June 2019

Transaction Date	Description	Units	Debit	Credit	Balance \$
15/02/2019	pension			3,490.00	33,706.97 DR
15/02/2019	pension			3,590.00	30,116.97 DR
28/02/2019	interest		28.61		30,145.58 DR
28/02/2019	stockland [System Matched Income Data]		1,350.00		31,495.58 DR
01/03/2019	DDR [System Matched Income Data]		700.00		32,195.58 DR
01/03/2019	rent		1,251.96		33,447.54 DR
04/03/2019	VCX [System Matched Income Data]		2,615.55		36,063.09 DR
07/03/2019	ASIC			53.00	36,010.09 DR
07/03/2019	Cleave			143.00	35,867.09 DR
15/03/2019	pension			3,490.00	32,377.09 DR
15/03/2019	pension			3,590.00	28,787.09 DR
18/03/2019	Cleave			3,740.00	25,047.09 DR
19/03/2019	CL1 [System Matched Income Data]		125.00		25,172.09 DR
21/03/2019	SDF [System Matched Income Data]		160.00		25,332.09 DR
25/03/2019	ATO		9,866.49		35,198.58 DR
26/03/2019	HSO [System Matched Income Data]		350.00		35,548.58 DR
29/03/2019	interest		30.36		35,578.94 DR
01/04/2019	rent		2,510.52		38,089.46 DR
02/04/2019	VLW [System Matched Income Data]		1,098.96		39,188.42 DR
03/04/2019	commsec		38,994.22		78,182.64 DR
04/04/2019	NST [System Matched Income Data]		600.00		78,782.64 DR
08/04/2019	TRS [System Matched Income Data]		500.00		79,282.64 DR
10/04/2019	WES [System Matched Income Data]		1,000.00		80,282.64 DR
12/04/2019	FXL [System Matched Income Data]		942.67		81,225.31 DR
15/04/2019	pension			5,500.00	75,725.31 DR
15/04/2019	pension			3,000.00	72,725.31 DR
16/04/2019	YMAX [System Matched Income Data]		980.12		73,705.43 DR
17/04/2019	MIN [System Matched Income Data]		130.00		73,835.43 DR
23/04/2019	rates			393.95	73,441.48 DR
23/04/2019	urban utilities			291.70	73,149.78 DR
26/04/2019	WAM capital [System Matched Income Data]		3,100.00		76,249.78 DR
26/04/2019	WAM leaders [System Matched Income Data]		1,060.00		77,309.78 DR
29/04/2019	ATO		51.60		77,361.38 DR
30/04/2019	interest		74.06		77,435.44 DR
01/05/2019	deposit		50,000.00		127,435.44 DR
01/05/2019	rent		1,671.48		129,106.92 DR
15/05/2019	pesnion			5,500.00	123,606.92 DR
15/05/2019	withdrawal of Lawrence accumulation			51.60	123,555.32 DR
15/05/2019	pension			2,948.40	120,606.92 DR
22/05/2019	BOQ [System Matched Income Data]		680.00		121,286.92 DR
31/05/2019	interest		132.13		121,419.05 DR
03/06/2019	rent		1,671.48		123,090.53 DR
03/06/2019	strat pay			1,511.34	121,579.19 DR

LANDS SUPER FUND

General Ledger

For The Period 01 July 2018 - 30 June 2019

Transaction Date	Description	Units	Debit	Credit	Balance \$
03/06/2019	DDR [System Matched Income Data]		500.00		122,079.19 DR
06/06/2019	HSD [HSD.AX merger / takeover as at 06/06/2019]		24,650.00		146,729.19 DR
14/06/2019	pension			3,000.00	143,729.19 DR
14/06/2019	pension			5,500.00	138,229.19 DR
28/06/2019	interest		119.54		138,348.73 DR
			189,911.91	104,810.58	138,348.73 DR

Term Deposits (60800)

QUDOS Term Deposit #2757 (QUDOSTD2757)

01/07/2018	Opening Balance				552,292.38 DR
31/07/2018	interest		1,125.76		553,418.14 DR
31/08/2018	interest		1,128.07		554,546.21 DR
30/09/2018	interest		1,093.90		555,640.11 DR
31/10/2018	interest		1,132.59		556,772.70 DR
30/11/2018	interest		1,098.29		557,870.99 DR
31/12/2018	interest		1,137.14		559,008.13 DR
31/01/2019	interest		1,139.46		560,147.59 DR
28/02/2019	interest		1,031.28		561,178.87 DR
31/03/2019	interest		1,143.89		562,322.76 DR
30/04/2019	interest		1,109.24		563,432.00 DR
01/05/2019	transfer			200,000.00	363,432.00 DR
01/05/2019	transfer			300,000.00	63,432.00 DR
01/05/2019	deposit			50,000.00	13,432.00 DR
31/05/2019	interest		19.96		13,451.96 DR
01/06/2019	interest		484.10		13,936.06 DR
01/06/2019	interest		764.38		14,700.44 DR
30/06/2019	interest		28.39		14,728.83 DR
30/06/2019	interest		468.50		15,197.33 DR
30/06/2019	interest		739.72		15,937.05 DR
			13,644.67	550,000.00	15,937.05 DR

Qudos Term Deposit 9078 (QUDOSTD9078)

01/05/2019	transfer		200,000.00		200,000.00 DR
			200,000.00		200,000.00 DR

QUDOS Term Deposit 9079 (QUDOSTD9079)

01/05/2019	transfer		300,000.00		300,000.00 DR
			300,000.00		300,000.00 DR

Distributions Receivable (61800)

Stockland (SGP.AX)

01/07/2018	Opening Balance				1,350.00 DR
31/08/2018	Stockland [System Matched Income Data]			1,350.00	0.00 DR
30/06/2019	to take up Stockland receivable		1,410.00		1,410.00 DR
			1,410.00	1,350.00	1,410.00 DR

Vicinity Centres (VCX.AX)

01/07/2018	Opening Balance				2,697.80 DR
29/08/2018	VCX dist [System Matched Income Data]			2,697.80	0.00 DR

LANDS SUPER FUND

General Ledger

For The Period 01 July 2018 - 30 June 2019

Transaction Date	Description	Units	Debit	Credit	Balance \$
30/06/2019	to take up Vicinity receivable		2,615.55		2,615.55 DR
			2,615.55	2,697.80	2,615.55 DR
Betashares Aus Top20 Equity Yield Max Fund (mg Fd) (YMAX.AX)					
01/07/2018	Opening Balance				643.26 DR
17/07/2018	YMAX dist [System Matched Income Data]			643.26	0.00 DR
30/06/2019	to take up YMAX receivable		826.12		826.12 DR
			826.12	643.26	826.12 DR
Preliminary Expenses (67000)					
Preliminary Expenses (67000)					
01/07/2018	Opening Balance				500.00 DR
					500.00 DR
Sundry Debtors (68000)					
Sundry Debtors (68000)					
01/07/2018	Opening Balance				1,661.48 DR
02/07/2018	rent			1,661.48	0.00 DR
30/06/2019	to take up rent receivable June 2019		1,583.48		1,583.48 DR
			1,583.48	1,661.48	1,583.48 DR
Fixtures and Fittings (at written down value) - Unitised (72650)					
Blinds Internal - 10/114 Creek Rd Cannon Hill (LANDSBLIND)					
01/07/2018	Opening Balance	1.00			918.00 DR
12/07/2018	Revaluation - 30/06/2017 @ \$1,020.000000 (Exit) - 1.000000 Units on hand		102.00		1,020.00 DR
13/07/2018	Revaluation - 30/06/2017 @ \$1,020.000000 (Exit) - 1.000000 Units on hand		102.00		1,122.00 DR
28/04/2019	Revaluation - 30/06/2017 @ \$1,020.000000 (Exit) - 1.000000 Units on hand			102.00	1,020.00 DR
30/06/2019	Depreciation for the period {2019}			91.80	928.20 DR
30/06/2019	Revaluation - 30/06/2017 @ \$1,020.000000 (Exit) - 1.000000 Units on hand		91.80		1,020.00 DR
30/06/2019	Revaluation - 30/06/2019 @ \$826.200000 (Net Asset Value) - 1.000000 Units on hand			193.80	826.20 DR
		1.00	295.80	387.60	826.20 DR
Real Estate Properties (Australian - Residential) (77200)					
40/1914 Creek Road Cannon Hill (40/1914CR)					
01/07/2018	Opening Balance	1.00			459,082.00 DR
30/06/2019	Revaluation - 30/06/2019 @ \$460,000.000000 (Net Asset Value) - 1.000000 Units on hand		918.00		460,000.00 DR
		1.00	918.00		460,000.00 DR
Shares in Listed Companies (Australian) (77600)					
Bank Of Queensland Limited. (BOQ.AX)					
01/07/2018	Opening Balance	2,000.00			20,380.00 DR
12/07/2018	Revaluation - 12/07/2018 @ \$10.830000 (System Price) - 2,000.000000 Units on hand		1,280.00		21,660.00 DR
13/07/2018	Revaluation - 13/07/2018 @ \$10.710000 (System Price) -		1,040.00		22,700.00 DR

LANDS SUPER FUND

General Ledger

For The Period 01 July 2018 - 30 June 2019

Transaction Date	Description	Units	Debit	Credit	Balance \$
	2,000.000000 Units on hand				
28/04/2019	Revaluation - 26/04/2019 @ \$9.420000 (System Price) - 2,000.000000 Units on hand			3,860.00	18,840.00 DR
14/05/2019	Revaluation - 14/05/2019 @ \$8.940000 (System Price) - 2,000.000000 Units on hand			3,540.00	15,300.00 DR
14/05/2019	Revaluation - 14/05/2019 @ \$8.940000 (System Price) - 2,000.000000 Units on hand		2,580.00		17,880.00 DR
30/06/2019	Revaluation - 28/06/2019 @ \$9.530000 (System Price) - 2,000.000000 Units on hand		1,180.00		19,060.00 DR
		2,000.00	6,080.00	7,400.00	19,060.00 DR
Byron Energy Limited (BYE.AX)					
01/07/2018	Opening Balance	20,000.00			7,100.00 DR
12/07/2018	Revaluation - 12/07/2018 @ \$0.290000 (System Price) - 20,000.000000 Units on hand			1,300.00	5,800.00 DR
13/07/2018	Revaluation - 13/07/2018 @ \$0.280000 (System Price) - 20,000.000000 Units on hand			1,500.00	4,300.00 DR
28/04/2019	Revaluation - 26/04/2019 @ \$0.330000 (System Price) - 20,000.000000 Units on hand		2,300.00		6,600.00 DR
14/05/2019	Revaluation - 14/05/2019 @ \$0.290000 (System Price) - 20,000.000000 Units on hand		200.00		6,800.00 DR
14/05/2019	Revaluation - 14/05/2019 @ \$0.290000 (System Price) - 20,000.000000 Units on hand			1,000.00	5,800.00 DR
		20,000.00	2,500.00	3,800.00	5,800.00 DR
Class Limited (CL1.AX)					
01/07/2018	Opening Balance	5,000.00			12,000.00 DR
12/07/2018	Revaluation - 12/07/2018 @ \$2.200000 (System Price) - 5,000.000000 Units on hand			1,000.00	11,000.00 DR
13/07/2018	Revaluation - 13/07/2018 @ \$2.160000 (System Price) - 5,000.000000 Units on hand			1,200.00	9,800.00 DR
28/04/2019	Revaluation - 26/04/2019 @ \$1.715000 (System Price) - 5,000.000000 Units on hand			1,225.00	8,575.00 DR
14/05/2019	Revaluation - 14/05/2019 @ \$1.575000 (System Price) - 5,000.000000 Units on hand			2,925.00	5,650.00 DR
14/05/2019	Revaluation - 14/05/2019 @ \$1.575000 (System Price) - 5,000.000000 Units on hand		2,225.00		7,875.00 DR
30/06/2019	Revaluation - 28/06/2019 @ \$1.495000 (System Price) - 5,000.000000 Units on hand			400.00	7,475.00 DR
		5,000.00	2,225.00	6,750.00	7,475.00 DR
Coles Group Limited. (COL.AX)					
23/11/2018	1:1 DIST OF SHARES IN COLES GROUP	500.00	6,527.73		6,527.73 DR
03/04/2019	commsec	(500.00)		6,527.73	0.00 DR
03/04/2019	Unrealised Gain writeback as at 03/04/2019		107.73		107.73 DR
28/04/2019	Revaluation - 28/04/2019 @ \$0.000000 - 0.000000 Units on hand			107.73	0.00 DR
14/05/2019	Revaluation - 14/05/2019 @			107.73	107.73 CR

LANDS SUPER FUND

General Ledger

For The Period 01 July 2018 - 30 June 2019

Transaction Date	Description	Units	Debit	Credit	Balance \$
	\$0.000000 - 0.000000 Units on hand				
14/05/2019	Revaluation - 14/05/2019 @ \$0.000000 - 0.000000 Units on hand		107.73		0.00 DR
		0.00	6,743.19	6,743.19	0.00 DR
<u>Clearvue Technologies Limited (CPV.AX)</u>					
27/09/2018	Commsec [commsec]	10,000.00	5,231.90		5,231.90 DR
28/04/2019	Revaluation - 26/04/2019 @ \$0.230000 (System Price) - 10,000.000000 Units on hand			2,931.90	2,300.00 DR
14/05/2019	Revaluation - 14/05/2019 @ \$0.170000 (System Price) - 10,000.000000 Units on hand			3,531.90	1,231.90 CR
14/05/2019	Revaluation - 14/05/2019 @ \$0.170000 (System Price) - 10,000.000000 Units on hand		2,931.90		1,700.00 DR
30/06/2019	Revaluation - 28/06/2019 @ \$0.220000 (System Price) - 10,000.000000 Units on hand		500.00		2,200.00 DR
		10,000.00	8,663.80	6,463.80	2,200.00 DR
<u>Dicker Data Limited (DDR.AX)</u>					
01/07/2018	Opening Balance	10,000.00			29,000.00 DR
12/07/2018	Revaluation - 12/07/2018 @ \$2.960000 (System Price) - 10,000.000000 Units on hand		600.00		29,600.00 DR
13/07/2018	Revaluation - 13/07/2018 @ \$3.000000 (System Price) - 10,000.000000 Units on hand		1,000.00		30,600.00 DR
28/04/2019	Revaluation - 26/04/2019 @ \$4.260000 (System Price) - 10,000.000000 Units on hand		12,000.00		42,600.00 DR
14/05/2019	Revaluation - 14/05/2019 @ \$4.850000 (System Price) - 10,000.000000 Units on hand		18,500.00		61,100.00 DR
14/05/2019	Revaluation - 14/05/2019 @ \$4.850000 (System Price) - 10,000.000000 Units on hand			12,600.00	48,500.00 DR
30/06/2019	Revaluation - 28/06/2019 @ \$5.380000 (System Price) - 10,000.000000 Units on hand		5,300.00		53,800.00 DR
		10,000.00	37,400.00	12,600.00	53,800.00 DR
<u>Flexigroup Limited (FXL.AX)</u>					
01/07/2018	Opening Balance	24,485.00			54,356.70 DR
12/07/2018	Revaluation - 12/07/2018 @ \$2.090000 (System Price) - 24,485.000000 Units on hand			3,183.05	51,173.65 DR
13/07/2018	Revaluation - 13/07/2018 @ \$2.030000 (System Price) - 24,485.000000 Units on hand			4,652.15	46,521.50 DR
28/04/2019	Revaluation - 26/04/2019 @ \$1.435000 (System Price) - 24,485.000000 Units on hand			11,385.52	35,135.98 DR
14/05/2019	Revaluation - 14/05/2019 @ \$1.800000 (System Price) - 24,485.000000 Units on hand			5,631.55	29,504.43 DR
14/05/2019	Revaluation - 14/05/2019 @ \$1.800000 (System Price) - 24,485.000000 Units on hand		14,568.57		44,073.00 DR
30/06/2019	Revaluation - 28/06/2019 @ \$1.630000 (System Price) - 24,485.000000 Units on hand			4,162.45	39,910.55 DR
		24,485.00	14,568.57	29,014.72	39,910.55 DR

LANDS SUPER FUND

General Ledger

For The Period 01 July 2018 - 30 June 2019

Transaction Date	Description	Units	Debit	Credit	Balance \$
HEALTHCOPE LIMITED (HSO.AX)					
01/07/2018	Opening Balance	10,000.00			22,100.00 DR
12/07/2018	Revaluation - 12/07/2018 @ \$2.230000 (System Price) - 10,000.000000 Units on hand		200.00		22,300.00 DR
13/07/2018	Revaluation - 13/07/2018 @ \$2.190000 (System Price) - 10,000.000000 Units on hand			200.00	22,100.00 DR
28/04/2019	Revaluation - 26/04/2019 @ \$2.450000 (System Price) - 10,000.000000 Units on hand		2,400.00		24,500.00 DR
14/05/2019	Revaluation - 14/05/2019 @ \$2.450000 (System Price) - 10,000.000000 Units on hand		2,600.00		27,100.00 DR
14/05/2019	Revaluation - 14/05/2019 @ \$2.450000 (System Price) - 10,000.000000 Units on hand			2,600.00	24,500.00 DR
06/06/2019	HSO [HSO.AX merger / takeover as at 06/06/2019]	(10,000.00)		31,393.74	6,893.74 CR
06/06/2019	Unrealised Gain writeback as at 06/06/2019		9,093.74		2,200.00 DR
30/06/2019	Revaluation - 30/06/2019 @ \$0.000000 - 0.000000 Units on hand			2,200.00	0.00 DR
		0.00	14,293.74	36,393.74	0.00 DR
Mineral Resources Limited (MIN.AX)					
01/07/2018	Opening Balance	1,000.00			16,010.00 DR
12/07/2018	Revaluation - 12/07/2018 @ \$15.270000 (System Price) - 1,000.000000 Units on hand			740.00	15,270.00 DR
13/07/2018	Revaluation - 13/07/2018 @ \$16.040000 (System Price) - 1,000.000000 Units on hand		30.00		15,300.00 DR
28/04/2019	Revaluation - 26/04/2019 @ \$15.840000 (System Price) - 1,000.000000 Units on hand		540.00		15,840.00 DR
14/05/2019	Revaluation - 14/05/2019 @ \$14.940000 (System Price) - 1,000.000000 Units on hand			1,100.00	14,740.00 DR
14/05/2019	Revaluation - 14/05/2019 @ \$14.940000 (System Price) - 1,000.000000 Units on hand		200.00		14,940.00 DR
30/06/2019	Revaluation - 28/06/2019 @ \$14.980000 (System Price) - 1,000.000000 Units on hand		40.00		14,980.00 DR
		1,000.00	810.00	1,840.00	14,980.00 DR
Medusa Mining Limited (MML.AX)					
01/07/2018	Opening Balance	10,000.00			5,000.00 DR
12/07/2018	Revaluation - 12/07/2018 @ \$0.485000 (System Price) - 10,000.000000 Units on hand			150.00	4,850.00 DR
13/07/2018	Revaluation - 13/07/2018 @ \$0.475000 (System Price) - 10,000.000000 Units on hand			250.00	4,600.00 DR
28/04/2019	Revaluation - 26/04/2019 @ \$0.375000 (System Price) - 10,000.000000 Units on hand			850.00	3,750.00 DR
14/05/2019	Revaluation - 14/05/2019 @ \$0.405000 (System Price) - 10,000.000000 Units on hand			700.00	3,050.00 DR
14/05/2019	Revaluation - 14/05/2019 @ \$0.405000 (System Price) - 10,000.000000 Units on hand		1,000.00		4,050.00 DR
30/06/2019	Revaluation - 28/06/2019 @		1,700.00		5,750.00 DR

LANDS SUPER FUND

General Ledger

For The Period 01 July 2018 - 30 June 2019

Transaction Date	Description	Units	Debit	Credit	Balance \$
	\$0.575000 (System Price) - 10,000.000000 Units on hand				
		10,000.00	2,700.00	1,950.00	5,750.00 DR
<u>Myer Holdings Limited (MYR.AX)</u>					
01/07/2018	Opening Balance	50,000.00			18,500.00 DR
12/07/2018	Revaluation - 12/07/2018 @ \$0.410000 (System Price) - 50,000.000000 Units on hand		2,000.00		20,500.00 DR
13/07/2018	Revaluation - 13/07/2018 @ \$0.415000 (System Price) - 50,000.000000 Units on hand		2,250.00		22,750.00 DR
28/04/2019	Revaluation - 26/04/2019 @ \$0.690000 (System Price) - 50,000.000000 Units on hand		11,750.00		34,500.00 DR
14/05/2019	Revaluation - 14/05/2019 @ \$0.615000 (System Price) - 50,000.000000 Units on hand		10,000.00		44,500.00 DR
14/05/2019	Revaluation - 14/05/2019 @ \$0.615000 (System Price) - 50,000.000000 Units on hand			13,750.00	30,750.00 DR
30/06/2019	Revaluation - 28/06/2019 @ \$0.545000 (System Price) - 50,000.000000 Units on hand			3,500.00	27,250.00 DR
		50,000.00	26,000.00	17,250.00	27,250.00 DR
<u>Mayne Pharma Group Limited (MYX.AX)</u>					
01/07/2018	Opening Balance	5,000.00			4,350.00 DR
12/07/2018	Revaluation - 12/07/2018 @ \$0.890000 (System Price) - 5,000.000000 Units on hand		100.00		4,450.00 DR
13/07/2018	Revaluation - 13/07/2018 @ \$0.880000 (System Price) - 5,000.000000 Units on hand		50.00		4,500.00 DR
31/08/2018	commsec	(5,000.00)		4,294.40	205.60 DR
31/08/2018	Unrealised Gain writeback as at 31/08/2018			55.60	150.00 DR
28/04/2019	Revaluation - 28/04/2019 @ \$0.000000 - 0.000000 Units on hand			150.00	0.00 DR
14/05/2019	Revaluation - 14/05/2019 @ \$0.000000 - 0.000000 Units on hand			50.00	50.00 CR
14/05/2019	Revaluation - 14/05/2019 @ \$0.000000 - 0.000000 Units on hand		50.00		0.00 DR
		0.00	200.00	4,550.00	0.00 DR
<u>Northern Star Resources Ltd (NST.AX)</u>					
01/07/2018	Opening Balance	10,000.00			72,600.00 DR
12/07/2018	Revaluation - 12/07/2018 @ \$7.300000 (System Price) - 10,000.000000 Units on hand		400.00		73,000.00 DR
13/07/2018	Revaluation - 13/07/2018 @ \$7.220000 (System Price) - 10,000.000000 Units on hand			400.00	72,600.00 DR
28/04/2019	Revaluation - 26/04/2019 @ \$8.230000 (System Price) - 10,000.000000 Units on hand		9,700.00		82,300.00 DR
14/05/2019	Revaluation - 14/05/2019 @ \$9.450000 (System Price) - 10,000.000000 Units on hand		22,300.00		104,600.00 DR
14/05/2019	Revaluation - 14/05/2019 @ \$9.450000 (System Price) - 10,000.000000 Units on hand			10,100.00	94,500.00 DR
30/06/2019	Revaluation - 28/06/2019 @		22,000.00		116,500.00 DR

LANDS SUPER FUND

General Ledger

For The Period 01 July 2018 - 30 June 2019

Transaction Date	Description	Units	Debit	Credit	Balance \$
	\$11.650000 (System Price) - 10,000.000000 Units on hand				
		10,000.00	54,400.00	10,500.00	116,500.00 DR
<u>Oncosil Medical Ltd (OSL.AX)</u>					
01/07/2018	Opening Balance	20,000.00			4,600.00 DR
12/07/2018	Revaluation - 12/07/2018 @ \$0.220000 (System Price) - 20,000.000000 Units on hand			200.00	4,400.00 DR
13/07/2018	Revaluation - 13/07/2018 @ \$0.220000 (System Price) - 20,000.000000 Units on hand			200.00	4,200.00 DR
03/09/2018	Commsec [commsec]	(20,000.00)		3,831.90	368.10 DR
03/09/2018	Unrealised Gain writeback as at 03/09/2018			768.10	400.00 CR
28/04/2019	Revaluation - 28/04/2019 @ \$0.000000 - 0.000000 Units on hand		400.00		0.00 DR
14/05/2019	Revaluation - 14/05/2019 @ \$0.000000 - 0.000000 Units on hand		200.00		200.00 DR
14/05/2019	Revaluation - 14/05/2019 @ \$0.000000 - 0.000000 Units on hand			200.00	0.00 DR
		0.00	600.00	5,200.00	0.00 DR
<u>Prime Media Group Limited (PRT.AX)</u>					
01/07/2018	Opening Balance	50,000.00			14,500.00 DR
13/07/2018	Revaluation - 13/07/2018 @ \$0.295000 (System Price) - 50,000.000000 Units on hand		250.00		14,750.00 DR
28/04/2019	Revaluation - 26/04/2019 @ \$0.250000 (System Price) - 50,000.000000 Units on hand			2,250.00	12,500.00 DR
14/05/2019	Revaluation - 14/05/2019 @ \$0.245000 (System Price) - 50,000.000000 Units on hand			2,500.00	10,000.00 DR
14/05/2019	Revaluation - 14/05/2019 @ \$0.245000 (System Price) - 50,000.000000 Units on hand		2,250.00		12,250.00 DR
30/06/2019	Revaluation - 28/06/2019 @ \$0.210000 (System Price) - 50,000.000000 Units on hand			1,750.00	10,500.00 DR
		50,000.00	2,500.00	6,500.00	10,500.00 DR
<u>Steadfast Group Limited (SDF.AX)</u>					
01/07/2018	Opening Balance	5,000.00			14,050.00 DR
12/07/2018	Revaluation - 12/07/2018 @ \$2.840000 (System Price) - 5,000.000000 Units on hand		150.00		14,200.00 DR
13/07/2018	Revaluation - 13/07/2018 @ \$2.820000 (System Price) - 5,000.000000 Units on hand		50.00		14,250.00 DR
03/04/2019	commsec	(5,000.00)		14,697.36	447.36 CR
03/04/2019	Unrealised Gain writeback as at 03/04/2019		1,047.36		600.00 DR
28/04/2019	Revaluation - 28/04/2019 @ \$0.000000 - 0.000000 Units on hand			600.00	0.00 DR
14/05/2019	Revaluation - 14/05/2019 @ \$0.000000 - 0.000000 Units on hand			450.00	450.00 CR
14/05/2019	Revaluation - 14/05/2019 @ \$0.000000 - 0.000000 Units on hand		450.00		0.00 DR

LANDS SUPER FUND

General Ledger

For The Period 01 July 2018 - 30 June 2019

Transaction Date	Description	Units	Debit	Credit	Balance \$
		0.00	1,697.36	15,747.36	0.00 DR
<u>The Reject Shop Limited (TRS.AX)</u>					
01/07/2018	Opening Balance	5,000.00			28,400.00 DR
12/07/2018	Revaluation - 12/07/2018 @ \$5.670000 (System Price) - 5,000.000000 Units on hand			50.00	28,350.00 DR
13/07/2018	Revaluation - 13/07/2018 @ \$5.710000 (System Price) - 5,000.000000 Units on hand		150.00		28,500.00 DR
28/04/2019	Revaluation - 26/04/2019 @ \$2.350000 (System Price) - 5,000.000000 Units on hand			16,750.00	11,750.00 DR
14/05/2019	Revaluation - 14/05/2019 @ \$2.250000 (System Price) - 5,000.000000 Units on hand			17,300.00	5,550.00 CR
14/05/2019	Revaluation - 14/05/2019 @ \$2.250000 (System Price) - 5,000.000000 Units on hand		16,800.00		11,250.00 DR
30/06/2019	Revaluation - 28/06/2019 @ \$1.830000 (System Price) - 5,000.000000 Units on hand			2,100.00	9,150.00 DR
		5,000.00	16,950.00	36,200.00	9,150.00 DR
<u>Villa World Limited. (VLW.AX)</u>					
01/07/2018	Opening Balance	13,737.00			30,496.14 DR
12/07/2018	Revaluation - 12/07/2018 @ \$2.310000 (System Price) - 13,737.000000 Units on hand		1,236.33		31,732.47 DR
13/07/2018	Revaluation - 13/07/2018 @ \$2.280000 (System Price) - 13,737.000000 Units on hand		824.22		32,556.69 DR
28/04/2019	Revaluation - 26/04/2019 @ \$2.200000 (System Price) - 13,737.000000 Units on hand			2,335.29	30,221.40 DR
14/05/2019	Revaluation - 14/05/2019 @ \$2.260000 (System Price) - 13,737.000000 Units on hand			274.74	29,946.66 DR
14/05/2019	Revaluation - 14/05/2019 @ \$2.260000 (System Price) - 13,737.000000 Units on hand		1,098.96		31,045.62 DR
30/06/2019	Revaluation - 28/06/2019 @ \$2.210000 (System Price) - 13,737.000000 Units on hand			686.85	30,358.77 DR
		13,737.00	3,159.51	3,296.88	30,358.77 DR
<u>WAM Capital Limited (WAM.AX)</u>					
01/07/2018	Opening Balance	40,000.00			95,200.00 DR
12/07/2018	Revaluation - 12/07/2018 @ \$2.400000 (System Price) - 40,000.000000 Units on hand		800.00		96,000.00 DR
13/07/2018	Revaluation - 13/07/2018 @ \$2.400000 (System Price) - 40,000.000000 Units on hand		800.00		96,800.00 DR
28/04/2019	Revaluation - 26/04/2019 @ \$2.000000 (System Price) - 40,000.000000 Units on hand			16,800.00	80,000.00 DR
14/05/2019	Revaluation - 14/05/2019 @ \$1.970000 (System Price) - 40,000.000000 Units on hand			17,200.00	62,800.00 DR
14/05/2019	Revaluation - 14/05/2019 @ \$1.970000 (System Price) - 40,000.000000 Units on hand		16,000.00		78,800.00 DR
30/06/2019	Revaluation - 28/06/2019 @ \$2.020000 (System Price) - 40,000.000000 Units on hand		2,000.00		80,800.00 DR

LANDS SUPER FUND

General Ledger

For The Period 01 July 2018 - 30 June 2019

Transaction Date	Description	Units	Debit	Credit	Balance \$
		40,000.00	19,600.00	34,000.00	80,800.00 DR
<u>Wesfarmers Limited (WES.AX)</u>					
01/07/2018	Opening Balance	500.00			24,680.00 DR
12/07/2018	Revaluation - 12/07/2018 @ \$49.490000 (System Price) - 500.000000 Units on hand		65.00		24,745.00 DR
13/07/2018	Revaluation - 13/07/2018 @ \$49.250000 (System Price) - 500.000000 Units on hand			55.00	24,690.00 DR
23/11/2018	1:1 DIST OF SHARES IN COLES GROUP	0.00		6,527.73	18,162.27 DR
03/04/2019	commsec	(500.00)		16,051.76	2,110.51 DR
03/04/2019	Unrealised Gain writeback as at 03/04/2019		106.76		2,217.27 DR
28/04/2019	Revaluation - 28/04/2019 @ \$0.000000 - 0.000000 Units on hand			2,217.27	0.00 DR
14/05/2019	Revaluation - 14/05/2019 @ \$0.000000 - 0.000000 Units on hand			2,152.27	2,152.27 CR
14/05/2019	Revaluation - 14/05/2019 @ \$0.000000 - 0.000000 Units on hand		2,152.27		0.00 DR
		0.00	2,324.03	27,004.03	0.00 DR
<u>Wam Leaders Limited (WLE.AX)</u>					
01/07/2018	Opening Balance	40,000.00			46,000.00 DR
12/07/2018	Revaluation - 12/07/2018 @ \$1.175000 (System Price) - 40,000.000000 Units on hand		1,000.00		47,000.00 DR
13/07/2018	Revaluation - 13/07/2018 @ \$1.185000 (System Price) - 40,000.000000 Units on hand		1,400.00		48,400.00 DR
28/04/2019	Revaluation - 26/04/2019 @ \$1.102000 (System Price) - 40,000.000000 Units on hand			4,320.00	44,080.00 DR
14/05/2019	Revaluation - 14/05/2019 @ \$1.080000 (System Price) - 40,000.000000 Units on hand			4,200.00	39,880.00 DR
14/05/2019	Revaluation - 14/05/2019 @ \$1.080000 (System Price) - 40,000.000000 Units on hand		3,320.00		43,200.00 DR
30/06/2019	Revaluation - 28/06/2019 @ \$1.105000 (System Price) - 40,000.000000 Units on hand		1,000.00		44,200.00 DR
		40,000.00	6,720.00	8,520.00	44,200.00 DR
<u>Units in Listed Unit Trusts (Australian) (78200)</u>					
<u>Stockland (SGP.AX)</u>					
01/07/2018	Opening Balance	10,000.00			39,700.00 DR
12/07/2018	Revaluation - 12/07/2018 @ \$4.130000 (System Price) - 10,000.000000 Units on hand		1,600.00		41,300.00 DR
13/07/2018	Revaluation - 13/07/2018 @ \$4.140000 (System Price) - 10,000.000000 Units on hand		1,700.00		43,000.00 DR
28/04/2019	Revaluation - 26/04/2019 @ \$3.940000 (System Price) - 10,000.000000 Units on hand			3,600.00	39,400.00 DR
14/05/2019	Revaluation - 14/05/2019 @ \$3.860000 (System Price) - 10,000.000000 Units on hand			2,800.00	36,600.00 DR
14/05/2019	Revaluation - 14/05/2019 @ \$3.860000 (System Price) -		2,000.00		38,600.00 DR

LANDS SUPER FUND

General Ledger

For The Period 01 July 2018 - 30 June 2019

Transaction Date	Description	Units	Debit	Credit	Balance \$
	10,000.000000 Units on hand				
30/06/2019	Revaluation - 28/06/2019 @ \$4.170000 (System Price) - 10,000.000000 Units on hand		3,100.00		41,700.00 DR
		10,000.00	8,400.00	6,400.00	41,700.00 DR
<u>Vicinity Centres (VCX.AX)</u>					
01/07/2018	Opening Balance	32,900.00			85,211.00 DR
12/07/2018	Revaluation - 12/07/2018 @ \$2.660000 (System Price) - 32,900.000000 Units on hand		2,303.00		87,514.00 DR
13/07/2018	Revaluation - 13/07/2018 @ \$2.670000 (System Price) - 32,900.000000 Units on hand		2,632.00		90,146.00 DR
28/04/2019	Revaluation - 26/04/2019 @ \$2.590000 (System Price) - 32,900.000000 Units on hand			4,935.00	85,211.00 DR
14/05/2019	Revaluation - 14/05/2019 @ \$2.570000 (System Price) - 32,900.000000 Units on hand			3,290.00	81,921.00 DR
14/05/2019	Revaluation - 14/05/2019 @ \$2.570000 (System Price) - 32,900.000000 Units on hand		2,632.00		84,553.00 DR
30/06/2019	Revaluation - 28/06/2019 @ \$2.450000 (System Price) - 32,900.000000 Units on hand			3,948.00	80,605.00 DR
		32,900.00	7,567.00	12,173.00	80,605.00 DR
<u>Betashares Aus Top20 Equity Yield Max Fund (mg Fd) (YMAX.AX)</u>					
01/07/2018	Opening Balance	5,000.00			44,950.00 DR
12/07/2018	Revaluation - 12/07/2018 @ \$8.980000 (System Price) - 5,000.000000 Units on hand			50.00	44,900.00 DR
13/07/2018	Revaluation - 13/07/2018 @ \$8.960000 (System Price) - 5,000.000000 Units on hand			150.00	44,750.00 DR
28/04/2019	Revaluation - 26/04/2019 @ \$8.500000 (System Price) - 5,000.000000 Units on hand			2,250.00	42,500.00 DR
14/05/2019	Revaluation - 14/05/2019 @ \$8.350000 (System Price) - 5,000.000000 Units on hand			3,050.00	39,450.00 DR
14/05/2019	Revaluation - 14/05/2019 @ \$8.350000 (System Price) - 5,000.000000 Units on hand		2,300.00		41,750.00 DR
30/06/2019	Revaluation - 28/06/2019 @ \$8.890000 (System Price) - 5,000.000000 Units on hand		2,700.00		44,450.00 DR
		5,000.00	5,000.00	5,500.00	44,450.00 DR
<u>Income Tax Payable/Refundable (85000)</u>					
<u>Income Tax Payable/Refundable (85000)</u>					
01/07/2018	Opening Balance				10,125.49 DR
25/03/2019	ATO			10,125.49	0.00 DR
28/04/2019	Create Entries - Franking Credits Adjustment - 28/04/2019		8,688.38		8,688.38 DR
14/05/2019	Create Entries - Income Tax Expense - 14/05/2019			0.04	8,688.34 DR
30/06/2019	Create Entries - Franking Credits Adjustment - 30/06/2019		1,579.17		10,267.51 DR
30/06/2019	Create Entries - Income Tax Expense - 30/06/2019		0.04		10,267.55 DR
			10,267.59	10,125.53	10,267.55 DR

Total Debits: 1,569,693.66

Total Credits: 1,569,693.66

LANDS SUPER FUND

Investment Income Report

As at 30 June 2019

Investment	Total Income	Franked	Unfranked	Interest/ Other	Franking Credits	Foreign Income	Foreign Credits * 1	Assessable Income (Excl. Capital Gains) * 2	TFN Credits	Other Deductions	Distributed Capital Gains	Non-Assessable Payments
Bank Accounts												
Macquarie Bank Account #9718	709.00			709.00	0.00	0.00	0.00	709.00			0.00	0.00
	709.00			709.00	0.00	0.00	0.00	709.00			0.00	0.00
Real Estate Properties (Australian - Residential)												
40/1914CR 40/1914 Creek Road Cannon Hill	23,920.00							23,920.00				
	23,920.00							23,920.00				
Shares in Listed Companies (Australian)												
BOQ.AX Bank Of Queensland Limited.	1,440.00	1,440.00	0.00		617.14			2,057.14		0.00		
CL1.AX Class Limited	250.00	250.00	0.00		94.82			344.82		0.00		
DDR.AX Dicker Data Limited	2,080.00	2,080.00	0.00		891.43			2,971.43		0.00		
FXL.AX Flexigroup Limited	1,885.34	1,885.34	0.00		808.00			2,693.34		0.00		
HCO.AX HEALTHCOPE LIMITED	700.00	350.00	350.00		150.00			850.00		0.00		
MIN.AX Mineral Resources Limited	530.00	530.00	0.00		227.14			757.14		0.00		
NST.AX Northern Star Resources Ltd	1,100.00	1,100.00	0.00		471.43			1,571.43		0.00		
SDF.AX Steadfast Group Limited	395.00	395.00	0.00		169.28			564.28		0.00		
TRS.AX The Reject Shop Limited	1,050.00	1,050.00	0.00		450.00			1,500.00		0.00		
VLW.AX Villa World Limited.	2,541.35	2,541.35	0.00		1,089.15			3,630.50		0.00		
WAM.AX WAM Capital Limited	6,200.00	6,200.00	0.00		2,657.14			8,857.14		0.00		
WLE.AX Wam Leaders Limited	2,060.00	2,060.00	0.00		882.86			2,942.86		0.00		
WES.AX Wesfarmers Limited	1,600.00	1,600.00	0.00		685.71			2,285.71		0.00		
	21,831.69	21,481.69	350.00		9,194.10			31,025.79		0.00		
Term Deposits												
QUDOS Term Deposit #2757	11,187.97			11,187.97	0.00	0.00	0.00	11,187.97			0.00	0.00
Qudos Term Deposit 9078	952.60			952.60	0.00	0.00	0.00	952.60			0.00	0.00
QUDOS Term Deposit 9079	1,504.10			1,504.10	0.00	0.00	0.00	1,504.10			0.00	0.00
	13,644.67			13,644.67	0.00	0.00	0.00	13,644.67			0.00	0.00
Units in Listed Unit Trusts (Australian)												
YMAX.AX Betashares Aus Top20 Equity	4,141.38	618.31	49.70	9.11	1,073.45	0.00	0.00	1,750.57		0.00	0.00	3,464.26

LANDS SUPER FUND
Investment Income Report

As at 30 June 2019

Investment	Total Income	Franked	Unfranked	Interest/ Other	Franking Credits	Foreign Income	Foreign Credits * 1	Assessable Income	TFN Credits	Other Deductions	Distributed Capital Gains	Non- Assessable Payments
								(Excl. Capital Gains) * 2				
Yield Max Fund (mg Fd)												
SGP.AX	Stockland	2,760.00	0.00	0.00	1,794.32	0.00	0.00	1,794.32	0.00	0.00	366.79	598.89
VCX.AX	Vicinity Centres	5,231.10	0.00	0.00	3,129.00	0.00	0.00	3,129.00	0.00	0.00	684.22	1,417.88
		12,132.48	618.31	49.70	4,932.43	1,073.45	0.00	6,673.89	0.00	0.00	1,051.01	5,481.03
		72,237.84	22,100.00	399.70	19,286.10	10,267.55	0.00	75,973.35	0.00	0.00	1,051.01	5,481.03

Assessable Income (Excl. Capital Gains) **75,973.35**

Net Capital Gain **700.67**

Total Assessable Income 76,674.02

* 1 Includes foreign credits from foreign capital gains.

* 2 Assessable Income in the SMSF Annual Return will be different as capital gains and losses from disposals of assets have not been included.

For a breakdown of Distributed Capital Gains and Non-Assessable Payments refer to Distributions Reconciliation Report.

Dividend Reconciliation Report

For The Period 01 July 2018 - 30 June 2019

Date	Net Payment Received	Australian Income			Foreign Income			Withheld		
		Unfranked	Franked	Franking Credits	Foreign Income	Foreign Credits	NZ Credits	TFN Withheld	Non-Resident	LIC Deduction
Shares in Listed Companies (Australian)										
BOQ.AX Bank Of Queensland Limited.										
14/11/2018	760.00	0.00	760.00	325.71						
22/05/2019	680.00	0.00	680.00	291.43						
	1,440.00	0.00	1,440.00	617.14						
CL1.AX Class Limited										
17/09/2018	125.00	0.00	125.00	47.41						
19/03/2019	125.00	0.00	125.00	47.41						
	250.00	0.00	250.00	94.82						
DDR.AX Dicker Data Limited										
03/09/2018	440.00	0.00	440.00	188.57						
03/12/2018	440.00	0.00	440.00	188.57						
01/03/2019	700.00	0.00	700.00	300.00						
03/06/2019	500.00	0.00	500.00	214.29						
	2,080.00	0.00	2,080.00	891.43						
FXL.AX Flexigroup Limited										
12/10/2018	942.67	0.00	942.67	404.00						

LANDS SUPER FUND

Dividend Reconciliation Report

For The Period 01 July 2018 - 30 June 2019

Date	Net Payment Received	Australian Income			Foreign Income			Withheld		
		Unfranked	Franked	Franking Credits	Foreign Income	Foreign Credits	NZ Credits	TFN Withheld	Non-Resident	LIC Deduction
12/04/2019	942.67	0.00	942.67	404.00						
	1,885.34	0.00	1,885.34	808.00						
HCO.AX HEALTHCOPE LIMITED										
28/09/2018	350.00	350.00	0.00	0.00						
26/03/2019	350.00	0.00	350.00	150.00						
	700.00	350.00	350.00	150.00						
MIN.AX Mineral Resources Limited										
27/09/2018	400.00	0.00	400.00	171.43						
17/04/2019	130.00	0.00	130.00	55.71						
	530.00	0.00	530.00	227.14						
NST.AX Northern Star Resources Ltd										
28/09/2018	500.00	0.00	500.00	214.29						
04/04/2019	600.00	0.00	600.00	257.14						
	1,100.00	0.00	1,100.00	471.43						
SDF.AX Steadfast Group Limited										
20/09/2018	235.00	0.00	235.00	100.71						
21/03/2019	160.00	0.00	160.00	68.57						

LANDS SUPER FUND

Dividend Reconciliation Report

For The Period 01 July 2018 - 30 June 2019

Date	Net Payment Received	Australian Income			Foreign Income			Withheld		
		Unfranked	Franked	Franking Credits	Foreign Income	Foreign Credits	NZ Credits	TFN Withheld	Non-Resident	LIC Deduction
	395.00	0.00	395.00	169.28						
TRS.AX The Reject Shop Limited										
15/10/2018	550.00	0.00	550.00	235.71						
08/04/2019	500.00	0.00	500.00	214.29						
	1,050.00	0.00	1,050.00	450.00						
VLW.AX Villa World Limited.										
28/09/2018	1,442.39	0.00	1,442.39	618.17						
02/04/2019	1,098.96	0.00	1,098.96	470.98						
	2,541.35	0.00	2,541.35	1,089.15						
WAM.AX WAM Capital Limited										
26/11/2018	3,100.00	0.00	3,100.00	1,328.57						
26/04/2019	3,100.00	0.00	3,100.00	1,328.57						
	6,200.00	0.00	6,200.00	2,657.14						
WES.AX Wesfarmers Limited										
27/09/2018	600.00	0.00	600.00	257.14						
10/04/2019	1,000.00	0.00	1,000.00	428.57						
	1,600.00	0.00	1,600.00	685.71						

LANDS SUPER FUND

Dividend Reconciliation Report

For The Period 01 July 2018 - 30 June 2019

Date	Net Payment Received	Australian Income			Foreign Income			Withheld		
		Unfranked	Franked	Franking Credits	Foreign Income	Foreign Credits	NZ Credits	TFN Withheld	Non-Resident	LIC Deduction
WLE.AX Wam Leaders Limited										
26/10/2018	1,000.00	0.00	1,000.00	428.57						
26/04/2019	1,060.00	0.00	1,060.00	454.29						
	2,060.00	0.00	2,060.00	882.86						
	21,831.69	350.00	21,481.69	9,194.10						
TOTAL	21,831.69	350.00	21,481.69	9,194.10						

Tax Return Reconciliation

	Totals	Tax Return Label
Unfranked	350.00	J
Franked Dividends	21,481.69	K
Franking Credits	9,194.10	L

LANDS SUPER FUND

Interest Reconciliation Report

For The Period 01 July 2018 - 30 June 2019

Date	Payment Amount	Gross Interest	TFN Withheld	Foreign Income	Foreign Credits
Bank Accounts					
MBL9718 Macquarie Bank Account #9718					
31/07/2018	50.39	50.39			
31/08/2018	45.42	45.42			
28/09/2018	52.76	52.76			
31/10/2018	49.26	49.26			
30/11/2018	44.88	44.88			
31/12/2018	43.66	43.66			
31/01/2019	37.93	37.93			
28/02/2019	28.61	28.61			
29/03/2019	30.36	30.36			
30/04/2019	74.06	74.06			
31/05/2019	132.13	132.13			
28/06/2019	119.54	119.54			
	709.00	709.00			
	709.00	709.00			

Term Deposits

QUDOSTD2757 QUDOS Term Deposit #2757

31/07/2018	1,125.76	1,125.76			
31/08/2018	1,128.07	1,128.07			
30/09/2018	1,093.90	1,093.90			

LANDS SUPER FUND

Interest Reconciliation Report

For The Period 01 July 2018 - 30 June 2019

Date	Payment Amount	Gross Interest	TFN Withheld	Foreign Income	Foreign Credits
31/10/2018	1,132.59	1,132.59			
30/11/2018	1,098.29	1,098.29			
31/12/2018	1,137.14	1,137.14			
31/01/2019	1,139.46	1,139.46			
28/02/2019	1,031.28	1,031.28			
31/03/2019	1,143.89	1,143.89			
30/04/2019	1,109.24	1,109.24			
31/05/2019	19.96	19.96			
30/06/2019	28.39	28.39			
	11,187.97	11,187.97			
QUDOSTD9078 Qudos Term Deposit 9078					
01/06/2019	484.10	484.10			
30/06/2019	468.50	468.50			
	952.60	952.60			
QUDOSTD9079 QUDOS Term Deposit 9079					
01/06/2019	764.38	764.38			
30/06/2019	739.72	739.72			
	1,504.10	1,504.10			
	13,644.67	13,644.67			

LANDS SUPER FUND

Interest Reconciliation Report

For The Period 01 July 2018 - 30 June 2019

Date	Payment Amount	Gross Interest	TFN Withheld	Foreign Income	Foreign Credits
TOTAL	14,353.67	14,353.67			

Tax Return Reconciliation

	Totals	Tax Return Label
Gross Interest	14,353.67	11C

LANDS SUPER FUND

Distribution Reconciliation Report

For The Period 01 July 2018 - 30 June 2019



Date	Non Primary Production Income (A) * ₁					Distributed Capital Gains (B) * ₂					Foreign Income * ₃		Non-Assessable			Taxable Income
	Payment Received	Franked	Unfranked	Interest/ Other	Franking Credits	Discounted (After Discount)	Rate * ₅	CGT Concession	Indexed	Other	Foreign Income	Foreign Credits	Tax Exempt	Tax Free	Tax Deferred / AMIT * ₆	
Units in Listed Unit Trusts (Australian)																
SGP.AX Stockland																
28/02/2019	1,350.00						S									0.00
30/06/2019	0.00	0.00	0.00	1,794.32	0.00	183.40	I	183.39	0.00	0.00	0.00	0.00	0.00	0.00	598.89	1,977.72
30/06/2019	1,410.00						S									0.00
	2,760.00	0.00	0.00	1,794.32	0.00	183.40		183.39	0.00	0.00	0.00	0.00	0.00	0.00	598.89	1,977.72
	<i>Net Cash Distribution:</i>		2,760.00													
VCX.AX Vicinity Centres																
04/03/2019	2,615.55						S									0.00
30/06/2019	2,615.55						S									0.00
30/06/2019	0.00	0.00	0.00	3,129.00	0.00	342.11	I	342.11	0.00	0.00	0.00	0.00	0.00	0.00	1,417.88	3,471.11
	5,231.10	0.00	0.00	3,129.00	0.00	342.11		342.11	0.00	0.00	0.00	0.00	0.00	0.00	1,417.88	3,471.11
	<i>Net Cash Distribution:</i>		5,231.10													
YMAX.AX Betashares Aus Top20 Equity Yield Max Fund (mg Fd)																
16/10/2018	1,425.57						S									0.00
17/01/2019	909.57						S									0.00
16/04/2019	980.12						S									0.00
30/06/2019	826.12						S									0.00
30/06/2019	0.00	618.31	49.70	9.11	1,073.45		I								3,464.26	1,750.57

LANDS SUPER FUND

Distribution Reconciliation Report

For The Period 01 July 2018 - 30 June 2019

Date	Non Primary Production Income (A) * ₁					Distributed Capital Gains (B) * ₂					Foreign Income * ₃		Non-Assessable			Taxable Income
	Payment Received	Franked	Unfranked	Interest/ Other	Franking Credits	Discounted (After Discount)	Rate * ₅	CGT Concession	Indexed	Other	Foreign Income	Foreign Credits	Tax Exempt	Tax Free	Tax Deferred / AMIT * ₆	
	4,141.38	618.31	49.70	9.11	1,073.45										3,464.26	1,750.57
<i>Net Cash Distribution:</i>	<i>4,141.38</i>															
	12,132.48	618.31	49.70	4,932.43	1,073.45	525.51		525.50	0.00	0.00	0.00	0.00	0.00	0.00	5,481.03	7,199.40
TOTAL	12,132.48	618.31	49.70	4,932.43	1,073.45	525.51		525.50	0.00	0.00	0.00	0.00	0.00	0.00	5,481.03	7,199.40

Total Distributed Gains

Discount Rate	Discounted	Gross
Superfund 1/3	0.00	0.00
Individual 50%(I)	525.51	1,051.00
Total	525.51	1,051.00

*₁ Summary of Non Primary Production Income (A)

Tax Label	Franked	Unfranked	Interest/Other	Less Other Deduction	Income Before Credits * ₇	Franking Credits	Total Including Credits
11M Gross trust distributions	618.31	49.70	4,932.43	0.00	5,600.44	1,073.45	6,673.89

*₂ Forms part of the Net Capital Gains calculation for Tax Label 11A.

*₃ Forms part of the Foreign Credits calculation for Tax Label 11D, D1, 13C1.

*₄ Taxable Income is designed to match Tax Statement provided by Fund Manager.

Taxable Income in the SMSF Annual Return will be different due to application of Capital Losses in Net Capital Gain calculation and application of different discount method.

*₅ This is the discount rate selected for the transaction. "S" being Super Funds at 1/3 and "I" being Individual at 50%.

*₆ AMIT cost base net increase is reflected as negative amount i.e. negative tax deferred and AMIT cost base net decrease is reflected as positive amount i.e. positive tax deferred.

*₇ Sum of Income Before Credits reconciles with Taxable Trust Distributions in Statement of Taxable Income.

^ Variance between Payment Received and Net Cash Distribution.

LANDS SUPER FUND

Investment Summary with Market Movement

As at 30 June 2019

Investment	Units	Market Price	Market Value	Average Cost	Accounting Cost	Unrealised		Realised Movement	
						Overall	Current Year		
Cash/Bank Accounts									
Macquarie Bank Account #9718		138,348.730000	138,348.73	138,348.73	138,348.73				
QUDOS Term Deposit #2757		15,937.050000	15,937.05	15,937.05	15,937.05				
QUDOS Term Deposit 9079		300,000.000000	300,000.00	300,000.00	300,000.00				
Qudos Term Deposit 9078		200,000.000000	200,000.00	200,000.00	200,000.00				
			654,285.78		654,285.78				
Fixtures and Fittings (at written down value) - Unitised									
LANDSBLIN D	Blinds Internal - 10/114 Creek Rd Cannon Hill	1.00	826.200000	826.20	1,366.00	1,366.00	(539.80)	0.00	0.00
			826.20		1,366.00		(539.80)	0.00	0.00
Real Estate Properties (Australian - Residential)									
40/1914CR	40/1914 Creek Road Cannon Hill	1.00	460,000.000000	460,000.00	440,592.64	440,592.64	19,407.36	918.00	0.00
			460,000.00		440,592.64		19,407.36	918.00	0.00
Shares in Listed Companies (Australian)									
BOQ.AX	Bank Of Queensland Limited.	2,000.00	9.530000	19,060.00	10.32	20,645.74	(1,585.74)	(1,320.00)	0.00
BYE.AX	Byron Energy Limited	20,000.00	0.290000	5,800.00	0.41	8,131.90	(2,331.90)	(1,300.00)	0.00
CL1.AX	Class Limited	5,000.00	1.495000	7,475.00	3.16	15,789.41	(8,314.41)	(4,525.00)	0.00
CPV.AX	Clearvue Technologies Limited	10,000.00	0.220000	2,200.00	0.52	5,231.90	(3,031.90)	(3,031.90)	0.00
COL.AX	Coles Group Limited.	0.00	13.350000	0.00	0.00	0.00	0.00	0.00	(557.13)
DDR.AX	Dicker Data Limited	10,000.00	5.380000	53,800.00	2.49	24,907.17	28,892.83	24,800.00	0.00
FXL.AX	Flexigroup Limited	24,485.00	1.630000	39,910.55	3.31	81,089.04	(41,178.49)	(14,446.15)	0.00
HSO.AX	HEALTHCOPE LIMITED	0.00	2.460000	0.00	0.00	0.00	0.00	9,293.74	(6,743.74)
MYX.AX	Mayne Pharma Group Limited	0.00	0.510000	0.00	0.00	0.00	0.00	(55.60)	1,448.70
MML.AX	Medusa Mining Limited	10,000.00	0.575000	5,750.00	1.96	19,577.16	(13,827.16)	750.00	0.00
MIN.AX	Mineral Resources Limited	1,000.00	14.980000	14,980.00	19.43	19,426.51	(4,446.51)	(1,030.00)	0.00
MYR.AX	Myer Holdings Limited	50,000.00	0.545000	27,250.00	1.40	70,118.31	(42,868.31)	8,750.00	0.00
NST.AX	Northern Star Resources Ltd	10,000.00	11.650000	116,500.00	1.49	14,897.99	101,602.01	43,900.00	0.00
OSL.AX	Oncosil Medical Ltd	0.00	0.053000	0.00	0.00	0.00	0.00	(768.10)	536.20
PRT.AX	Prime Media Group Limited	50,000.00	0.210000	10,500.00	0.87	43,643.78	(33,143.78)	(4,000.00)	0.00
SDF.AX	Steadfast Group Limited	0.00	3.510000	0.00	0.00	0.00	0.00	647.36	1,151.40
TRS.AX	The Reject Shop Limited	5,000.00	1.830000	9,150.00	5.87	29,363.08	(20,213.08)	(19,250.00)	0.00
VLW.AX	Villa World Limited.	13,737.00	2.210000	30,358.77	2.43	33,379.84	(3,021.07)	(137.37)	0.00

LANDS SUPER FUND

Investment Summary with Market Movement

As at 30 June 2019

Investment		Units	Market Price	Market Value	Average Cost	Accounting Cost	Overall	Unrealised Current Year	Realised Movement
WAM.AX	WAM Capital Limited	40,000.00	2.020000	80,800.00	1.94	77,421.31	3,378.69	(14,400.00)	0.00
WLE.AX	Wam Leaders Limited	40,000.00	1.105000	44,200.00	1.16	46,545.79	(2,345.79)	(1,800.00)	0.00
WES.AX	Wesfarmers Limited	0.00	36.160000	0.00	0.00	0.00	0.00	(2,100.51)	1,123.10
				467,734.32		510,168.93	(42,434.61)	19,976.47	(3,041.47)
Units in Listed Unit Trusts (Australian)									
YMAX.AX	Betashares Aus Top20 Equity Yield Max Fund (mg Fd)	5,000.00	8.890000	44,450.00	9.52	47,580.28	(3,130.28)	(500.00)	0.00
SGP.AX	Stockland	10,000.00	4.170000	41,700.00	3.86	38,628.61	3,071.39	2,000.00	0.00
VCX.AX	Vicinity Centres	32,900.00	2.450000	80,605.00	3.03	99,834.83	(19,229.83)	(4,606.00)	0.00
				166,755.00		186,043.72	(19,288.72)	(3,106.00)	0.00
				1,749,601.30		1,792,457.07	(42,855.77)	17,788.47	(3,041.47)

Detailed Schedule of Fund Assets

As at 30 June 2019

Transaction Date	Description	Units	Amount \$
Fixtures and Fittings (at written down value) - Unitised (72650)			
<u>Blinds Internal - 10/114 Creek Rd Cannon Hill (LANDSBLIND)</u>			
30/06/2017	Depreciable asset	1.00	1,366.00
30/06/2017	Net market value		(346.00)
30/06/2018	take up depreciation for internal blinds		(102.00)
12/07/2018	Revaluation - 30/06/2017 @ \$1,020.000000 (Exit) - 1.000000 Units on hand		102.00
13/07/2018	Revaluation - 30/06/2017 @ \$1,020.000000 (Exit) - 1.000000 Units on hand		102.00
28/04/2019	Revaluation - 30/06/2017 @ \$1,020.000000 (Exit) - 1.000000 Units on hand		(102.00)
30/06/2019	Depreciation for the period {2019}		(91.80)
30/06/2019	Revaluation - 30/06/2017 @ \$1,020.000000 (Exit) - 1.000000 Units on hand		91.80
30/06/2019	Revaluation - 30/06/2019 @ \$826.200000 (Net Asset Value) - 1.000000 Units on hand		(193.80)
		1.00	826.20
Real Estate Properties (Australian - Residential) (77200)			
<u>40/1914 Creek Road Cannon Hill (40/1914CR)</u>			
30/06/2017	Property	1.00	440,592.64
30/06/2017	Net market value		18,387.36
30/06/2018	Revaluation - 30/06/2018 @ \$459,082.000000 (Net Asset Value) - 1.000000 Units on hand		102.00
30/06/2019	Revaluation - 30/06/2019 @ \$460,000.000000 (Net Asset Value) - 1.000000 Units on hand		918.00
		1.00	460,000.00
Shares in Listed Companies (Australian) (77600)			
<u>Australian Finance Group Ltd (AFG.AX)</u>			
30/06/2017	Investment	10,000.00	14,998.29
30/06/2017	Net market value		(2,148.29)
30/10/2017	Revaluation - 30/10/2017 @ \$1.640000 (System Price) - 10,000.000000 Units on hand		3,550.00
30/11/2017	Revaluation - 30/11/2017 @ \$1.645000 (System Price) - 10,000.000000 Units on hand		50.00
14/12/2017	commsec	(10,000.00)	(14,998.29)
14/12/2017	Unrealised Gain writeback as at 14/12/2017		2,148.29
30/06/2018	Revaluation - 30/06/2018 @ \$0.000000 - 0.000000 Units on hand		(3,550.00)
30/06/2018	Revaluation - 30/06/2018 @ \$0.000000 - 0.000000 Units on hand		(50.00)
		0.00	0.00
<u>Bank Of Queensland Limited. (BOQ.AX)</u>			
09/05/2018	commsec	2,000.00	20,645.74
30/06/2018	Revaluation - 29/06/2018 @ \$10.190000 (System Price) - 2,000.000000 Units on hand		(265.74)
12/07/2018	Revaluation - 12/07/2018 @ \$10.830000 (System Price) - 2,000.000000 Units on hand		1,280.00
13/07/2018	Revaluation - 13/07/2018 @ \$10.710000 (System Price) - 2,000.000000 Units on hand		1,040.00
28/04/2019	Revaluation - 26/04/2019 @ \$9.420000 (System Price) - 2,000.000000 Units on hand		(3,860.00)
14/05/2019	Revaluation - 14/05/2019 @ \$8.940000 (System Price) - 2,000.000000 Units on hand		(3,540.00)
14/05/2019	Revaluation - 14/05/2019 @ \$8.940000 (System Price) - 2,000.000000 Units on hand		2,580.00
30/06/2019	Revaluation - 28/06/2019 @ \$9.530000 (System Price) - 2,000.000000 Units on hand		1,180.00

LANDS SUPER FUND

Detailed Schedule of Fund Assets

As at 30 June 2019

Transaction Date	Description	Units	Amount \$
		2,000.00	19,060.00
<u>Byron Energy Limited (BYE.AX)</u>			
05/04/2018	commsec	20,000.00	8,131.90
30/06/2018	Revaluation - 29/06/2018 @ \$0.355000 (System Price) - 20,000.000000 Units on hand		(1,031.90)
12/07/2018	Revaluation - 12/07/2018 @ \$0.290000 (System Price) - 20,000.000000 Units on hand		(1,300.00)
13/07/2018	Revaluation - 13/07/2018 @ \$0.280000 (System Price) - 20,000.000000 Units on hand		(1,500.00)
28/04/2019	Revaluation - 26/04/2019 @ \$0.330000 (System Price) - 20,000.000000 Units on hand		2,300.00
14/05/2019	Revaluation - 14/05/2019 @ \$0.290000 (System Price) - 20,000.000000 Units on hand		200.00
14/05/2019	Revaluation - 14/05/2019 @ \$0.290000 (System Price) - 20,000.000000 Units on hand		(1,000.00)
		20,000.00	5,800.00
<u>Class Limited (CL1.AX)</u>			
12/10/2017	commsec	5,000.00	15,789.41
30/10/2017	Revaluation - 30/10/2017 @ \$2.850000 (System Price) - 5,000.000000 Units on hand		(1,539.41)
30/11/2017	Revaluation - 30/11/2017 @ \$2.610000 (System Price) - 5,000.000000 Units on hand		(1,200.00)
30/06/2018	Revaluation - 29/06/2018 @ \$2.400000 (System Price) - 5,000.000000 Units on hand		(2,250.00)
30/06/2018	Revaluation - 29/06/2018 @ \$2.400000 (System Price) - 5,000.000000 Units on hand		1,200.00
12/07/2018	Revaluation - 12/07/2018 @ \$2.200000 (System Price) - 5,000.000000 Units on hand		(1,000.00)
13/07/2018	Revaluation - 13/07/2018 @ \$2.160000 (System Price) - 5,000.000000 Units on hand		(1,200.00)
28/04/2019	Revaluation - 26/04/2019 @ \$1.715000 (System Price) - 5,000.000000 Units on hand		(1,225.00)
14/05/2019	Revaluation - 14/05/2019 @ \$1.575000 (System Price) - 5,000.000000 Units on hand		(2,925.00)
14/05/2019	Revaluation - 14/05/2019 @ \$1.575000 (System Price) - 5,000.000000 Units on hand		2,225.00
30/06/2019	Revaluation - 28/06/2019 @ \$1.495000 (System Price) - 5,000.000000 Units on hand		(400.00)
		5,000.00	7,475.00
<u>Coles Group Limited. (COL.AX)</u>			
23/11/2018	1:1 DIST OF SHARES IN COLES GROUP	500.00	6,527.73
03/04/2019	commsec	(500.00)	(6,527.73)
03/04/2019	Unrealised Gain writeback as at 03/04/2019		107.73
28/04/2019	Revaluation - 28/04/2019 @ \$0.000000 - 0.000000 Units on hand		(107.73)
14/05/2019	Revaluation - 14/05/2019 @ \$0.000000 - 0.000000 Units on hand		(107.73)
14/05/2019	Revaluation - 14/05/2019 @ \$0.000000 - 0.000000 Units on hand		107.73
		0.00	0.00
<u>Clearvue Technologies Limited (CPV.AX)</u>			
27/09/2018	Commsec [commsec]	10,000.00	5,231.90
28/04/2019	Revaluation - 26/04/2019 @ \$0.230000 (System Price) - 10,000.000000 Units on hand		(2,931.90)
14/05/2019	Revaluation - 14/05/2019 @ \$0.170000 (System Price) - 10,000.000000 Units on hand		(3,531.90)
14/05/2019	Revaluation - 14/05/2019 @ \$0.170000 (System Price) - 10,000.000000 Units on hand		2,931.90
30/06/2019	Revaluation - 28/06/2019 @ \$0.220000 (System Price) - 10,000.000000 Units on hand		500.00
		10,000.00	2,200.00

LANDS SUPER FUND

Detailed Schedule of Fund Assets

As at 30 June 2019

Transaction Date	Description	Units	Amount \$
<u>CSR Limited (CSR.AX)</u>			
30/06/2017	Investment	5,000.00	22,795.28
30/06/2017	Net market value		(1,645.28)
30/10/2017	Revaluation - 30/10/2017 @ \$4.820000 (System Price) - 5,000.000000 Units on hand		2,950.00
13/11/2017	commsec	(5,000.00)	(22,795.28)
13/11/2017	Unrealised Gain writeback as at 13/11/2017		1,645.28
30/11/2017	Revaluation - 30/11/2017 @ \$0.000000 - 0.000000 Units on hand		(2,950.00)
30/06/2018	Revaluation - 30/06/2018 @ \$0.000000 - 0.000000 Units on hand		(2,950.00)
30/06/2018	Revaluation - 30/06/2018 @ \$0.000000 - 0.000000 Units on hand		2,950.00
		0.00	0.00
<u>Dicker Data Limited (DDR.AX)</u>			
30/06/2017	Investment	10,000.00	24,907.17
30/06/2017	Net market value		(1,207.17)
30/10/2017	Revaluation - 30/10/2017 @ \$2.620000 (System Price) - 10,000.000000 Units on hand		2,500.00
30/11/2017	Revaluation - 30/11/2017 @ \$2.920000 (System Price) - 10,000.000000 Units on hand		3,000.00
30/06/2018	Revaluation - 29/06/2018 @ \$2.900000 (System Price) - 10,000.000000 Units on hand		2,800.00
30/06/2018	Revaluation - 29/06/2018 @ \$2.900000 (System Price) - 10,000.000000 Units on hand		(3,000.00)
12/07/2018	Revaluation - 12/07/2018 @ \$2.960000 (System Price) - 10,000.000000 Units on hand		600.00
13/07/2018	Revaluation - 13/07/2018 @ \$3.000000 (System Price) - 10,000.000000 Units on hand		1,000.00
28/04/2019	Revaluation - 26/04/2019 @ \$4.260000 (System Price) - 10,000.000000 Units on hand		12,000.00
14/05/2019	Revaluation - 14/05/2019 @ \$4.850000 (System Price) - 10,000.000000 Units on hand		18,500.00
14/05/2019	Revaluation - 14/05/2019 @ \$4.850000 (System Price) - 10,000.000000 Units on hand		(12,600.00)
30/06/2019	Revaluation - 28/06/2019 @ \$5.380000 (System Price) - 10,000.000000 Units on hand		5,300.00
		10,000.00	53,800.00
<u>Emeco Holdings Limited (EHL.AX)</u>			
31/01/2018	commsec	30,000.00	9,031.90
10/04/2018	commsec	(30,000.00)	(9,031.90)
		0.00	0.00
<u>Erm Power Limited (EPW.AX)</u>			
31/01/2018	commsec	10,000.00	15,854.18
16/03/2018	commsec	(10,000.00)	(15,854.18)
		0.00	0.00
<u>Future Generation Global Investment Company Limited (FGG.AX)</u>			
30/06/2017	Investment	20,000.00	23,428.48
30/06/2017	Net market value		(1,828.48)
02/10/2017	commsec	(7,575.00)	(8,873.54)
02/10/2017	Unrealised Gain writeback as at 02/10/2017		692.54
10/10/2017	commsec	(12,425.00)	(14,554.94)
10/10/2017	Unrealised Gain writeback as at 10/10/2017		1,135.94
		0.00	0.00
<u>Flexigroup Limited (FXL.AX)</u>			
30/06/2017	Investment	20,000.00	71,222.04

LANDS SUPER FUND

Detailed Schedule of Fund Assets

As at 30 June 2019

Transaction Date	Description	Units	Amount \$
30/06/2017	Investment	4,485.00	9,867.00
30/06/2017	Net market value		(36,403.91)
30/10/2017	Revaluation - 30/10/2017 @ \$1.525000 (System Price) - 24,485.000000 Units on hand		(7,345.50)
30/11/2017	Revaluation - 30/11/2017 @ \$1.650000 (System Price) - 24,485.000000 Units on hand		3,060.62
30/06/2018	Revaluation - 29/06/2018 @ \$2.220000 (System Price) - 24,485.000000 Units on hand		17,017.07
30/06/2018	Revaluation - 29/06/2018 @ \$2.220000 (System Price) - 24,485.000000 Units on hand		(3,060.62)
12/07/2018	Revaluation - 12/07/2018 @ \$2.090000 (System Price) - 24,485.000000 Units on hand		(3,183.05)
13/07/2018	Revaluation - 13/07/2018 @ \$2.030000 (System Price) - 24,485.000000 Units on hand		(4,652.15)
28/04/2019	Revaluation - 26/04/2019 @ \$1.435000 (System Price) - 24,485.000000 Units on hand		(11,385.52)
14/05/2019	Revaluation - 14/05/2019 @ \$1.800000 (System Price) - 24,485.000000 Units on hand		(5,631.55)
14/05/2019	Revaluation - 14/05/2019 @ \$1.800000 (System Price) - 24,485.000000 Units on hand		14,568.57
30/06/2019	Revaluation - 28/06/2019 @ \$1.630000 (System Price) - 24,485.000000 Units on hand		(4,162.45)
		24,485.00	39,910.55
<u>Global Construction Services Limited (GCS.AX)</u>			
25/09/2017	commsec	10,000.00	7,031.90
30/10/2017	Revaluation - 30/10/2017 @ \$0.855000 (System Price) - 10,000.000000 Units on hand		1,518.10
30/11/2017	Revaluation - 30/11/2017 @ \$0.880000 (System Price) - 10,000.000000 Units on hand		250.00
30/05/2018	commsec	(10,000.00)	(7,031.90)
30/06/2018	Revaluation - 30/06/2018 @ \$0.000000 - 0.000000 Units on hand		(1,518.10)
30/06/2018	Revaluation - 30/06/2018 @ \$0.000000 - 0.000000 Units on hand		(250.00)
		0.00	0.00
<u>G.U.D. Holdings Limited (GUD.AX)</u>			
30/06/2017	Investment	2,000.00	21,388.04
30/06/2017	Net market value		4,431.96
01/09/2017	commsec	(2,000.00)	(21,388.04)
01/09/2017	Unrealised Gain writeback as at 01/09/2017		(4,431.96)
		0.00	0.00
<u>HEALTHCOPE LIMITED (HSO.AX)</u>			
30/06/2017	Investment	10,000.00	31,393.74
30/06/2017	Net market value		(9,293.74)
30/10/2017	Revaluation - 30/10/2017 @ \$1.960000 (System Price) - 10,000.000000 Units on hand		(2,500.00)
30/11/2017	Revaluation - 30/11/2017 @ \$1.985000 (System Price) - 10,000.000000 Units on hand		250.00
30/06/2018	Revaluation - 29/06/2018 @ \$2.210000 (System Price) - 10,000.000000 Units on hand		2,500.00
30/06/2018	Revaluation - 29/06/2018 @ \$2.210000 (System Price) - 10,000.000000 Units on hand		(250.00)
12/07/2018	Revaluation - 12/07/2018 @ \$2.230000 (System Price) - 10,000.000000 Units on hand		200.00
13/07/2018	Revaluation - 13/07/2018 @ \$2.190000 (System Price) - 10,000.000000 Units on hand		(200.00)
28/04/2019	Revaluation - 26/04/2019 @ \$2.450000 (System Price) - 10,000.000000 Units on hand		2,400.00
14/05/2019	Revaluation - 14/05/2019 @ \$2.450000 (System Price) - 10,000.000000 Units on hand		2,600.00

LANDS SUPER FUND

Detailed Schedule of Fund Assets

As at 30 June 2019

Transaction Date	Description	Units	Amount \$
14/05/2019	Revaluation - 14/05/2019 @ \$2.450000 (System Price) - 10,000.000000 Units on hand		(2,600.00)
06/06/2019	HSO [HSO.AX merger / takeover as at 06/06/2019]	(10,000.00)	(31,393.74)
06/06/2019	Unrealised Gain writeback as at 06/06/2019		9,093.74
30/06/2019	Revaluation - 30/06/2019 @ \$0.000000 - 0.000000 Units on hand		(2,200.00)
		0.00	0.00
<u>Imdex Limited (IMD.AX)</u>			
10/08/2017	commsec	10,000.00	8,031.90
24/10/2017	commsec	(10,000.00)	(8,031.90)
		0.00	0.00
<u>Iress Limited (IRE.AX)</u>			
30/06/2017	Investment	1,000.00	12,330.04
30/06/2017	Net market value		359.96
23/08/2017	commsec	(1,000.00)	(12,330.04)
23/08/2017	Unrealised Gain writeback as at 23/08/2017		(359.96)
		0.00	0.00
<u>Mount Gibson Iron Limited (MGX.AX)</u>			
22/12/2017	commsec	20,000.00	9,231.90
16/03/2018	commsec	(20,000.00)	(9,231.90)
		0.00	0.00
<u>Mineral Resources Limited (MIN.AX)</u>			
18/05/2018	commsec	1,000.00	19,426.51
30/06/2018	Revaluation - 29/06/2018 @ \$16.010000 (System Price) - 1,000.000000 Units on hand		(3,416.51)
12/07/2018	Revaluation - 12/07/2018 @ \$15.270000 (System Price) - 1,000.000000 Units on hand		(740.00)
13/07/2018	Revaluation - 13/07/2018 @ \$16.040000 (System Price) - 1,000.000000 Units on hand		30.00
28/04/2019	Revaluation - 26/04/2019 @ \$15.840000 (System Price) - 1,000.000000 Units on hand		540.00
14/05/2019	Revaluation - 14/05/2019 @ \$14.940000 (System Price) - 1,000.000000 Units on hand		(1,100.00)
14/05/2019	Revaluation - 14/05/2019 @ \$14.940000 (System Price) - 1,000.000000 Units on hand		200.00
30/06/2019	Revaluation - 28/06/2019 @ \$14.980000 (System Price) - 1,000.000000 Units on hand		40.00
		1,000.00	14,980.00
<u>Medusa Mining Limited (MML.AX)</u>			
30/06/2017	Investment	10,000.00	19,577.16
30/06/2017	Net market value		(16,777.16)
30/10/2017	Revaluation - 30/10/2017 @ \$0.370000 (System Price) - 10,000.000000 Units on hand		900.00
30/11/2017	Revaluation - 30/11/2017 @ \$0.405000 (System Price) - 10,000.000000 Units on hand		350.00
30/06/2018	Revaluation - 29/06/2018 @ \$0.500000 (System Price) - 10,000.000000 Units on hand		1,300.00
30/06/2018	Revaluation - 29/06/2018 @ \$0.500000 (System Price) - 10,000.000000 Units on hand		(350.00)
12/07/2018	Revaluation - 12/07/2018 @ \$0.485000 (System Price) - 10,000.000000 Units on hand		(150.00)
13/07/2018	Revaluation - 13/07/2018 @ \$0.475000 (System Price) - 10,000.000000 Units on hand		(250.00)
28/04/2019	Revaluation - 26/04/2019 @ \$0.375000 (System Price) - 10,000.000000 Units on hand		(850.00)
14/05/2019	Revaluation - 14/05/2019 @ \$0.405000 (System Price) - 10,000.000000 Units on hand		(700.00)

LANDS SUPER FUND

Detailed Schedule of Fund Assets

As at 30 June 2019

Transaction Date	Description	Units	Amount \$
14/05/2019	Revaluation - 14/05/2019 @ \$0.405000 (System Price) - 10,000.000000 Units on hand		1,000.00
30/06/2019	Revaluation - 28/06/2019 @ \$0.575000 (System Price) - 10,000.000000 Units on hand		1,700.00
		10,000.00	5,750.00
<u>Myer Holdings Limited (MYR.AX)</u>			
30/06/2017	Investment	40,000.00	54,367.70
30/06/2017	Investment	10,000.00	15,750.61
30/06/2017	Net market value		(28,368.31)
30/10/2017	Revaluation - 30/10/2017 @ \$0.765000 (System Price) - 50,000.000000 Units on hand		(3,500.00)
30/11/2017	Revaluation - 30/11/2017 @ \$0.785000 (System Price) - 50,000.000000 Units on hand		1,000.00
30/06/2018	Revaluation - 29/06/2018 @ \$0.370000 (System Price) - 50,000.000000 Units on hand		(19,750.00)
30/06/2018	Revaluation - 29/06/2018 @ \$0.370000 (System Price) - 50,000.000000 Units on hand		(1,000.00)
12/07/2018	Revaluation - 12/07/2018 @ \$0.410000 (System Price) - 50,000.000000 Units on hand		2,000.00
13/07/2018	Revaluation - 13/07/2018 @ \$0.415000 (System Price) - 50,000.000000 Units on hand		2,250.00
28/04/2019	Revaluation - 26/04/2019 @ \$0.690000 (System Price) - 50,000.000000 Units on hand		11,750.00
14/05/2019	Revaluation - 14/05/2019 @ \$0.615000 (System Price) - 50,000.000000 Units on hand		10,000.00
14/05/2019	Revaluation - 14/05/2019 @ \$0.615000 (System Price) - 50,000.000000 Units on hand		(13,750.00)
30/06/2019	Revaluation - 28/06/2019 @ \$0.545000 (System Price) - 50,000.000000 Units on hand		(3,500.00)
		50,000.00	27,250.00
<u>Mayne Pharma Group Limited (MYX.AX)</u>			
08/06/2018	commsec	5,000.00	4,294.40
30/06/2018	Revaluation - 29/06/2018 @ \$0.870000 (System Price) - 5,000.000000 Units on hand		55.60
12/07/2018	Revaluation - 12/07/2018 @ \$0.890000 (System Price) - 5,000.000000 Units on hand		100.00
13/07/2018	Revaluation - 13/07/2018 @ \$0.880000 (System Price) - 5,000.000000 Units on hand		50.00
31/08/2018	commsec	(5,000.00)	(4,294.40)
31/08/2018	Unrealised Gain writeback as at 31/08/2018		(55.60)
28/04/2019	Revaluation - 28/04/2019 @ \$0.000000 - 0.000000 Units on hand		(150.00)
14/05/2019	Revaluation - 14/05/2019 @ \$0.000000 - 0.000000 Units on hand		(50.00)
14/05/2019	Revaluation - 14/05/2019 @ \$0.000000 - 0.000000 Units on hand		50.00
		0.00	0.00
<u>New Hope Corporation Limited (NHC.AX)</u>			
16/11/2017	commsec	5,000.00	11,559.95
30/11/2017	Revaluation - 30/11/2017 @ \$2.250000 (System Price) - 5,000.000000 Units on hand		(309.95)
18/05/2018	commsec	(5,000.00)	(11,559.95)
30/06/2018	Revaluation - 30/06/2018 @ \$0.000000 - 0.000000 Units on hand		309.95
		0.00	0.00
<u>Northern Star Resources Ltd (NST.AX)</u>			
30/06/2017	Investment	10,000.00	14,897.99
30/06/2017	Net market value		32,602.01
30/10/2017	Revaluation - 30/10/2017 @ \$5.220000 (System Price) - 10,000.000000 Units on hand		4,700.00

LANDS SUPER FUND

Detailed Schedule of Fund Assets

As at 30 June 2019

Transaction Date	Description	Units	Amount \$
30/11/2017	Revaluation - 30/11/2017 @ \$5.830000 (System Price) - 10,000.000000 Units on hand		6,100.00
30/06/2018	Revaluation - 29/06/2018 @ \$7.260000 (System Price) - 10,000.000000 Units on hand		20,400.00
30/06/2018	Revaluation - 29/06/2018 @ \$7.260000 (System Price) - 10,000.000000 Units on hand		(6,100.00)
12/07/2018	Revaluation - 12/07/2018 @ \$7.300000 (System Price) - 10,000.000000 Units on hand		400.00
13/07/2018	Revaluation - 13/07/2018 @ \$7.220000 (System Price) - 10,000.000000 Units on hand		(400.00)
28/04/2019	Revaluation - 26/04/2019 @ \$8.230000 (System Price) - 10,000.000000 Units on hand		9,700.00
14/05/2019	Revaluation - 14/05/2019 @ \$9.450000 (System Price) - 10,000.000000 Units on hand		22,300.00
14/05/2019	Revaluation - 14/05/2019 @ \$9.450000 (System Price) - 10,000.000000 Units on hand		(10,100.00)
30/06/2019	Revaluation - 28/06/2019 @ \$11.650000 (System Price) - 10,000.000000 Units on hand		22,000.00
		10,000.00	116,500.00
<u>Ooh!media Limited (OML.AX)</u>			
10/04/2018	commsec	2,000.00	9,921.90
30/05/2018	commsec	(2,000.00)	(9,921.90)
		0.00	0.00
<u>Oncosil Medical Ltd (OSL.AX)</u>			
20/06/2018	commsec	20,000.00	3,831.90
30/06/2018	Revaluation - 29/06/2018 @ \$0.230000 (System Price) - 20,000.000000 Units on hand		768.10
12/07/2018	Revaluation - 12/07/2018 @ \$0.220000 (System Price) - 20,000.000000 Units on hand		(200.00)
13/07/2018	Revaluation - 13/07/2018 @ \$0.220000 (System Price) - 20,000.000000 Units on hand		(200.00)
03/09/2018	Commsec [commsec]	(20,000.00)	(3,831.90)
03/09/2018	Unrealised Gain writeback as at 03/09/2018		(768.10)
28/04/2019	Revaluation - 28/04/2019 @ \$0.000000 - 0.000000 Units on hand		400.00
14/05/2019	Revaluation - 14/05/2019 @ \$0.000000 - 0.000000 Units on hand		200.00
14/05/2019	Revaluation - 14/05/2019 @ \$0.000000 - 0.000000 Units on hand		(200.00)
		0.00	0.00
<u>Prime Media Group Limited (PRT.AX)</u>			
30/06/2017	Investment	50,000.00	43,643.78
30/06/2017	Net market value		(24,643.78)
30/10/2017	Revaluation - 30/10/2017 @ \$0.370000 (System Price) - 50,000.000000 Units on hand		(500.00)
30/11/2017	Revaluation - 30/11/2017 @ \$0.305000 (System Price) - 50,000.000000 Units on hand		(3,250.00)
30/06/2018	Revaluation - 29/06/2018 @ \$0.290000 (System Price) - 50,000.000000 Units on hand		(4,000.00)
30/06/2018	Revaluation - 29/06/2018 @ \$0.290000 (System Price) - 50,000.000000 Units on hand		3,250.00
13/07/2018	Revaluation - 13/07/2018 @ \$0.295000 (System Price) - 50,000.000000 Units on hand		250.00
28/04/2019	Revaluation - 26/04/2019 @ \$0.250000 (System Price) - 50,000.000000 Units on hand		(2,250.00)
14/05/2019	Revaluation - 14/05/2019 @ \$0.245000 (System Price) - 50,000.000000 Units on hand		(2,500.00)
14/05/2019	Revaluation - 14/05/2019 @ \$0.245000 (System Price) - 50,000.000000 Units on hand		2,250.00
30/06/2019	Revaluation - 28/06/2019 @ \$0.210000 (System Price) - 50,000.000000 Units on hand		(1,750.00)
		50,000.00	10,500.00

LANDS SUPER FUND

Detailed Schedule of Fund Assets

As at 30 June 2019

Transaction Date	Description	Units	Amount \$
<u>Steadfast Group Limited (SDF.AX)</u>			
04/12/2017	commsec	5,000.00	14,697.36
30/06/2018	Revaluation - 29/06/2018 @ \$2.810000 (System Price) - 5,000.000000 Units on hand		(647.36)
12/07/2018	Revaluation - 12/07/2018 @ \$2.840000 (System Price) - 5,000.000000 Units on hand		150.00
13/07/2018	Revaluation - 13/07/2018 @ \$2.820000 (System Price) - 5,000.000000 Units on hand		50.00
03/04/2019	commsec	(5,000.00)	(14,697.36)
03/04/2019	Unrealised Gain writeback as at 03/04/2019		1,047.36
28/04/2019	Revaluation - 28/04/2019 @ \$0.000000 - 0.000000 Units on hand		(600.00)
14/05/2019	Revaluation - 14/05/2019 @ \$0.000000 - 0.000000 Units on hand		(450.00)
14/05/2019	Revaluation - 14/05/2019 @ \$0.000000 - 0.000000 Units on hand		450.00
		0.00	0.00
<u>Sandfire Resources NI (SFR.AX)</u>			
18/09/2017	commsec	2,000.00	12,340.08
30/10/2017	Revaluation - 30/10/2017 @ \$5.840000 (System Price) - 2,000.000000 Units on hand		(660.08)
30/11/2017	Revaluation - 30/11/2017 @ \$6.210000 (System Price) - 2,000.000000 Units on hand		740.00
27/04/2018	commsec	(2,000.00)	(12,340.08)
30/06/2018	Revaluation - 30/06/2018 @ \$0.000000 - 0.000000 Units on hand		660.08
30/06/2018	Revaluation - 30/06/2018 @ \$0.000000 - 0.000000 Units on hand		(740.00)
		0.00	0.00
<u>Suncorp Group Limited (SUN.AX)</u>			
30/06/2017	Investment	1,000.00	13,974.64
30/06/2017	Net market value		845.36
30/10/2017	Revaluation - 30/10/2017 @ \$13.550000 (System Price) - 1,000.000000 Units on hand		(1,270.00)
30/11/2017	Revaluation - 30/11/2017 @ \$14.330000 (System Price) - 1,000.000000 Units on hand		780.00
14/12/2017	commsec	(1,000.00)	(13,974.64)
14/12/2017	Unrealised Gain writeback as at 14/12/2017		(845.36)
30/06/2018	Revaluation - 30/06/2018 @ \$0.000000 - 0.000000 Units on hand		1,270.00
30/06/2018	Revaluation - 30/06/2018 @ \$0.000000 - 0.000000 Units on hand		(780.00)
		0.00	0.00
<u>Syrah Resources Limited (SYR.AX)</u>			
15/02/2018	commsec	3,000.00	10,027.20
10/04/2018	commsec	(3,000.00)	(10,027.20)
		0.00	0.00
<u>TEN Network Holdings Limited (TEN.AX)</u>			
30/06/2017	Investment	1,000.00	8,826.95
30/06/2017	Investment	800.00	1,600.00
30/06/2017	Investment	341.00	510.90
30/06/2017	Net market value		(10,595.29)
10/11/2017	to write off Ten Shares as per ATO	(2,141.00)	(10,937.85)
10/11/2017	Unrealised Gain writeback as at 10/11/2017		10,595.29
		0.00	0.00
<u>The Reject Shop Limited (TRS.AX)</u>			
30/06/2017	Investment	5,000.00	29,363.08

LANDS SUPER FUND

Detailed Schedule of Fund Assets

As at 30 June 2019

Transaction Date	Description	Units	Amount \$
30/06/2017	Net market value		(8,563.08)
30/10/2017	Revaluation - 30/10/2017 @ \$4.600000 (System Price) - 5,000.000000 Units on hand		2,200.00
30/11/2017	Revaluation - 30/11/2017 @ \$5.270000 (System Price) - 5,000.000000 Units on hand		3,350.00
30/06/2018	Revaluation - 29/06/2018 @ \$5.680000 (System Price) - 5,000.000000 Units on hand		5,400.00
30/06/2018	Revaluation - 29/06/2018 @ \$5.680000 (System Price) - 5,000.000000 Units on hand		(3,350.00)
12/07/2018	Revaluation - 12/07/2018 @ \$5.670000 (System Price) - 5,000.000000 Units on hand		(50.00)
13/07/2018	Revaluation - 13/07/2018 @ \$5.710000 (System Price) - 5,000.000000 Units on hand		150.00
28/04/2019	Revaluation - 26/04/2019 @ \$2.350000 (System Price) - 5,000.000000 Units on hand		(16,750.00)
14/05/2019	Revaluation - 14/05/2019 @ \$2.250000 (System Price) - 5,000.000000 Units on hand		(17,300.00)
14/05/2019	Revaluation - 14/05/2019 @ \$2.250000 (System Price) - 5,000.000000 Units on hand		16,800.00
30/06/2019	Revaluation - 28/06/2019 @ \$1.830000 (System Price) - 5,000.000000 Units on hand		(2,100.00)
		5,000.00	9,150.00
<u>Villa World Limited. (VLW.AX)</u>			
30/06/2017	Investment	10,000.00	24,971.59
30/06/2017	Investment	3,737.00	8,408.25
30/06/2017	Net market value		(2,471.59)
30/10/2017	Revaluation - 30/10/2017 @ \$2.600000 (System Price) - 13,737.000000 Units on hand		4,807.95
30/11/2017	Revaluation - 30/11/2017 @ \$2.540000 (System Price) - 13,737.000000 Units on hand		(824.22)
30/06/2018	Revaluation - 29/06/2018 @ \$2.220000 (System Price) - 13,737.000000 Units on hand		(5,220.06)
30/06/2018	Revaluation - 29/06/2018 @ \$2.220000 (System Price) - 13,737.000000 Units on hand		824.22
12/07/2018	Revaluation - 12/07/2018 @ \$2.310000 (System Price) - 13,737.000000 Units on hand		1,236.33
13/07/2018	Revaluation - 13/07/2018 @ \$2.280000 (System Price) - 13,737.000000 Units on hand		824.22
28/04/2019	Revaluation - 26/04/2019 @ \$2.200000 (System Price) - 13,737.000000 Units on hand		(2,335.29)
14/05/2019	Revaluation - 14/05/2019 @ \$2.260000 (System Price) - 13,737.000000 Units on hand		(274.74)
14/05/2019	Revaluation - 14/05/2019 @ \$2.260000 (System Price) - 13,737.000000 Units on hand		1,098.96
30/06/2019	Revaluation - 28/06/2019 @ \$2.210000 (System Price) - 13,737.000000 Units on hand		(686.85)
		13,737.00	30,358.77
<u>WAM Capital Limited (WAM.AX)</u>			
30/06/2017	Investment	50,000.00	96,776.64
30/06/2017	Investment	7,009.00	15,000.00
30/06/2017	Net market value		24,474.87
30/10/2017	Revaluation - 30/10/2017 @ \$2.420000 (System Price) - 57,009.000000 Units on hand		1,710.27
30/11/2017	Revaluation - 30/11/2017 @ \$2.360000 (System Price) - 57,009.000000 Units on hand		(3,420.54)
16/03/2018	commsec	(17,009.00)	(34,355.33)
16/03/2018	Unrealised Gain writeback as at 16/03/2018		(7,302.23)
30/06/2018	Revaluation - 29/06/2018 @ \$2.380000 (System Price) - 40,000.000000 Units on hand		(1,104.22)
30/06/2018	Revaluation - 29/06/2018 @ \$2.380000 (System Price) - 40,000.000000 Units on hand		3,420.54

LANDS SUPER FUND

Detailed Schedule of Fund Assets

As at 30 June 2019

Transaction Date	Description	Units	Amount \$
12/07/2018	Revaluation - 12/07/2018 @ \$2.400000 (System Price) - 40,000.000000 Units on hand		800.00
13/07/2018	Revaluation - 13/07/2018 @ \$2.400000 (System Price) - 40,000.000000 Units on hand		800.00
28/04/2019	Revaluation - 26/04/2019 @ \$2.000000 (System Price) - 40,000.000000 Units on hand		(16,800.00)
14/05/2019	Revaluation - 14/05/2019 @ \$1.970000 (System Price) - 40,000.000000 Units on hand		(17,200.00)
14/05/2019	Revaluation - 14/05/2019 @ \$1.970000 (System Price) - 40,000.000000 Units on hand		16,000.00
30/06/2019	Revaluation - 28/06/2019 @ \$2.020000 (System Price) - 40,000.000000 Units on hand		2,000.00
		40,000.00	80,800.00
<u>Wesfarmers Limited (WES.AX)</u>			
30/05/2018	commsec	500.00	22,579.49
30/06/2018	Revaluation - 29/06/2018 @ \$49.360000 (System Price) - 500.000000 Units on hand		2,100.51
12/07/2018	Revaluation - 12/07/2018 @ \$49.490000 (System Price) - 500.000000 Units on hand		65.00
13/07/2018	Revaluation - 13/07/2018 @ \$49.250000 (System Price) - 500.000000 Units on hand		(55.00)
23/11/2018	1:1 DIST OF SHARES IN COLES GROUP	0.00	(6,527.73)
03/04/2019	commsec	(500.00)	(16,051.76)
03/04/2019	Unrealised Gain writeback as at 03/04/2019		106.76
28/04/2019	Revaluation - 28/04/2019 @ \$0.000000 - 0.000000 Units on hand		(2,217.27)
14/05/2019	Revaluation - 14/05/2019 @ \$0.000000 - 0.000000 Units on hand		(2,152.27)
14/05/2019	Revaluation - 14/05/2019 @ \$0.000000 - 0.000000 Units on hand		2,152.27
		0.00	0.00
<u>Wam Leaders Limited (WLE.AX)</u>			
16/03/2018	commsec	40,000.00	46,545.79
30/06/2018	Revaluation - 29/06/2018 @ \$1.150000 (System Price) - 40,000.000000 Units on hand		(545.79)
12/07/2018	Revaluation - 12/07/2018 @ \$1.175000 (System Price) - 40,000.000000 Units on hand		1,000.00
13/07/2018	Revaluation - 13/07/2018 @ \$1.185000 (System Price) - 40,000.000000 Units on hand		1,400.00
28/04/2019	Revaluation - 26/04/2019 @ \$1.102000 (System Price) - 40,000.000000 Units on hand		(4,320.00)
14/05/2019	Revaluation - 14/05/2019 @ \$1.080000 (System Price) - 40,000.000000 Units on hand		(4,200.00)
14/05/2019	Revaluation - 14/05/2019 @ \$1.080000 (System Price) - 40,000.000000 Units on hand		3,320.00
30/06/2019	Revaluation - 28/06/2019 @ \$1.105000 (System Price) - 40,000.000000 Units on hand		1,000.00
		40,000.00	44,200.00
<u>Woodside Petroleum Ltd (WPL.AX)</u>			
30/10/2017	commsec	1,000.00	29,665.79
30/10/2017	Revaluation - 30/10/2017 @ \$30.240000 (System Price) - 1,000.000000 Units on hand		574.21
30/11/2017	Revaluation - 30/11/2017 @ \$31.000000 (System Price) - 1,000.000000 Units on hand		760.00
24/01/2018	commsec	(1,000.00)	(29,665.79)
30/06/2018	Revaluation - 30/06/2018 @ \$0.000000 - 0.000000 Units on hand		(574.21)
30/06/2018	Revaluation - 30/06/2018 @ \$0.000000 - 0.000000 Units on hand		(760.00)
		0.00	0.00

Units in Listed Unit Trusts (Australian) (78200)

Stockland (SGP.AX)

LANDS SUPER FUND

Detailed Schedule of Fund Assets

As at 30 June 2019

Transaction Date	Description	Units	Amount \$
30/06/2017	Investment	10,000.00	38,628.61
30/06/2017	Net market value		5,171.39
30/10/2017	Revaluation - 30/10/2017 @ \$4.500000 (System Price) - 10,000.000000 Units on hand		1,200.00
30/11/2017	Revaluation - 30/11/2017 @ \$4.700000 (System Price) - 10,000.000000 Units on hand		2,000.00
30/06/2018	Revaluation - 29/06/2018 @ \$3.970000 (System Price) - 10,000.000000 Units on hand		(5,300.00)
30/06/2018	Revaluation - 29/06/2018 @ \$3.970000 (System Price) - 10,000.000000 Units on hand		(2,000.00)
12/07/2018	Revaluation - 12/07/2018 @ \$4.130000 (System Price) - 10,000.000000 Units on hand		1,600.00
13/07/2018	Revaluation - 13/07/2018 @ \$4.140000 (System Price) - 10,000.000000 Units on hand		1,700.00
28/04/2019	Revaluation - 26/04/2019 @ \$3.940000 (System Price) - 10,000.000000 Units on hand		(3,600.00)
14/05/2019	Revaluation - 14/05/2019 @ \$3.860000 (System Price) - 10,000.000000 Units on hand		(2,800.00)
14/05/2019	Revaluation - 14/05/2019 @ \$3.860000 (System Price) - 10,000.000000 Units on hand		2,000.00
30/06/2019	Revaluation - 28/06/2019 @ \$4.170000 (System Price) - 10,000.000000 Units on hand		3,100.00
		10,000.00	41,700.00
<u>Vicinity Centres (VCX.AX)</u>			
30/06/2017	Investment	32,900.00	99,834.83
30/06/2017	Net market value		(15,281.83)
30/10/2017	Revaluation - 30/10/2017 @ \$2.640000 (System Price) - 32,900.000000 Units on hand		2,303.00
30/11/2017	Revaluation - 30/11/2017 @ \$2.800000 (System Price) - 32,900.000000 Units on hand		5,264.00
30/06/2018	Revaluation - 29/06/2018 @ \$2.590000 (System Price) - 32,900.000000 Units on hand		(1,645.00)
30/06/2018	Revaluation - 29/06/2018 @ \$2.590000 (System Price) - 32,900.000000 Units on hand		(5,264.00)
12/07/2018	Revaluation - 12/07/2018 @ \$2.660000 (System Price) - 32,900.000000 Units on hand		2,303.00
13/07/2018	Revaluation - 13/07/2018 @ \$2.670000 (System Price) - 32,900.000000 Units on hand		2,632.00
28/04/2019	Revaluation - 26/04/2019 @ \$2.590000 (System Price) - 32,900.000000 Units on hand		(4,935.00)
14/05/2019	Revaluation - 14/05/2019 @ \$2.570000 (System Price) - 32,900.000000 Units on hand		(3,290.00)
14/05/2019	Revaluation - 14/05/2019 @ \$2.570000 (System Price) - 32,900.000000 Units on hand		2,632.00
30/06/2019	Revaluation - 28/06/2019 @ \$2.450000 (System Price) - 32,900.000000 Units on hand		(3,948.00)
		32,900.00	80,605.00
<u>Betashares Aus Top20 Equity Yield Max Fund (mg Fd) (YMAX.AX)</u>			
30/06/2017	Investment	5,000.00	47,580.28
30/06/2017	Net market value		(2,130.28)
30/10/2017	Revaluation - 30/10/2017 @ \$8.890000 (System Price) - 5,000.000000 Units on hand		(1,000.00)
30/11/2017	Revaluation - 30/11/2017 @ \$8.960000 (System Price) - 5,000.000000 Units on hand		350.00
30/06/2018	Revaluation - 29/06/2018 @ \$8.990000 (System Price) - 5,000.000000 Units on hand		500.00
30/06/2018	Revaluation - 29/06/2018 @ \$8.990000 (System Price) - 5,000.000000 Units on hand		(350.00)
12/07/2018	Revaluation - 12/07/2018 @ \$8.980000 (System Price) - 5,000.000000 Units on hand		(50.00)
13/07/2018	Revaluation - 13/07/2018 @ \$8.960000 (System Price) - 5,000.000000 Units on hand		(150.00)

LANDS SUPER FUND

Detailed Schedule of Fund Assets

As at 30 June 2019

Transaction Date	Description	Units	Amount \$
28/04/2019	Revaluation - 26/04/2019 @ \$8.500000 (System Price) - 5,000.000000 Units on hand		(2,250.00)
14/05/2019	Revaluation - 14/05/2019 @ \$8.350000 (System Price) - 5,000.000000 Units on hand		(3,050.00)
14/05/2019	Revaluation - 14/05/2019 @ \$8.350000 (System Price) - 5,000.000000 Units on hand		2,300.00
30/06/2019	Revaluation - 28/06/2019 @ \$8.890000 (System Price) - 5,000.000000 Units on hand		2,700.00
		5,000.00	44,450.00

LANDS SUPER FUND

Realised Capital Gains Report

For the period: 1 July 2018 to 30 June 2019

Investment		Accounting Treatment				Tax Treatment						
Purchase Contract Date	Disposal Contract Date	Units	Cost	Proceeds	Accounting Profit/(Loss)	Adjusted Cost Base	Reduced Cost Base	Indexed Cost Base	Indexed Gains	Discounted Gains (Gross)	Other Gains	Capital Loss
Shares in Listed Companies (Australian)												
Coles Group Limited.												
28/05/2018	03/04/2019	500.00	6,527.73	5,970.60	(557.13)	6,527.73	6,527.73	0.00	0.00	0.00	0.00	(557.13)
		500.00	6,527.73	5,970.60	(557.13)	6,527.73	6,527.73	0.00	0.00	0.00	0.00	(557.13)
HEALTHCOPE LIMITED												
20/09/2016	06/06/2019	10,000.00	31,393.74	24,650.00	(6,743.74)	31,393.74	31,393.74	0.00	0.00	0.00	0.00	(6,743.74)
		10,000.00	31,393.74	24,650.00	(6,743.74)	31,393.74	31,393.74	0.00	0.00	0.00	0.00	(6,743.74)
Mayne Pharma Group Limited												
06/06/2018	31/08/2018	5,000.00	4,294.40	5,743.10	1,448.70	4,294.40	4,294.40	0.00	0.00	0.00	1,448.70	0.00
		5,000.00	4,294.40	5,743.10	1,448.70	4,294.40	4,294.40	0.00	0.00	0.00	1,448.70	0.00
Oncosil Medical Ltd												
18/06/2018	03/09/2018	20,000.00	3,831.90	4,368.10	536.20	3,831.90	3,831.90	0.00	0.00	0.00	536.20	0.00
		20,000.00	3,831.90	4,368.10	536.20	3,831.90	3,831.90	0.00	0.00	0.00	536.20	0.00
Steadfast Group Limited												
30/11/2017	03/04/2019	5,000.00	14,697.36	15,848.76	1,151.40	14,697.36	14,697.36	0.00	0.00	1,151.40	0.00	0.00
		5,000.00	14,697.36	15,848.76	1,151.40	14,697.36	14,697.36	0.00	0.00	1,151.40	0.00	0.00
Wesfarmers Limited												
28/05/2018	03/04/2019	500.00	16,051.76	17,174.86	1,123.10	16,051.76	16,051.76	0.00	0.00	0.00	1,123.10	0.00
		500.00	16,051.76	17,174.86	1,123.10	16,051.76	16,051.76	0.00	0.00	0.00	1,123.10	0.00
		41,000.00	76,796.89	73,755.42	(3,041.47)	76,796.89	76,796.89	0.00	0.00	1,151.40	3,108.00	(7,300.87)

LANDS SUPER FUND

Realised Capital Gains Report

For the period: 1 July 2018 to 30 June 2019

Investment		Accounting Treatment				Tax Treatment						
Purchase Contract Date	Disposal Contract Date	Units	Cost	Proceeds	Accounting Profit/(Loss)	Adjusted Cost Base	Reduced Cost Base	Indexed Cost Base	Indexed Gains	Discounted Gains (Gross)	Other Gains	Capital Loss
Units in Listed Unit Trusts (Australian)												
Stockland												
		0.00	0.00	0.00	0.00	0.00	0.00	0.00	0.00	366.79	0.00	0.00
		0.00	0.00	0.00	0.00	0.00	0.00	0.00	0.00	366.79	0.00	0.00
Vicinity Centres												
		0.00	0.00	0.00	0.00	0.00	0.00	0.00	0.00	684.21	0.00	0.00
		0.00	0.00	0.00	0.00	0.00	0.00	0.00	0.00	684.21	0.00	0.00
		0.00	0.00	0.00	0.00	0.00	0.00	0.00	0.00	1,051.00	0.00	0.00
		41,000.00	76,796.89	73,755.42	(3,041.47)	76,796.89	76,796.89	0.00	0.00	2,202.40	3,108.00	(7,300.87)

LANDS SUPER FUND

Unrealised Capital Gains Report

As at 30 June 2019

Investment	Units	Cost	Tax Deferred /Depreciation	CGT Cost Base	Market Value	Projected Profit /(Loss)	Taxable Profit Indexation	Taxable Profit Discounted	Taxable Profit Notional
Fixtures and Fittings (at written down value) - Unitised									
Blinds Internal - 10/114 Creek Rd Cannon Hill	1.00	1,366.00	539.80	826.20	826.2000	0.00	0.00	0.00	0.00
		1,366.00	539.80	826.20	826.2000	0.00	0.00	0.00	0.00
Real Estate Properties (Australian - Residential)									
40/1914 Creek Road Cannon Hill	1.00	440,592.64	0.00	440,592.64	460,000.0000	19,407.36	0.00	12,938.24	0.00
		440,592.64	0.00	440,592.64	460,000.0000	19,407.36	0.00	12,938.24	0.00
Shares in Listed Companies (Australian)									
Bank Of Queensland Limited.	2,000.00	20,645.74	0.00	20,645.74	19,060.0000	(1,585.74)	0.00	0.00	0.00
Byron Energy Limited	20,000.00	8,131.90	0.00	8,131.90	5,800.0000	(2,331.90)	0.00	0.00	0.00
Class Limited	5,000.00	15,789.41	0.00	15,789.41	7,475.0000	(8,314.41)	0.00	0.00	0.00
Clearvue Technologies Limited	10,000.00	5,231.90	0.00	5,231.90	2,200.0000	(3,031.90)	0.00	0.00	0.00
Dicker Data Limited	10,000.00	24,907.17	0.00	24,907.17	53,800.0000	28,892.83	0.00	19,261.89	0.00
Flexigroup Limited	24,485.00	81,089.04	0.00	81,089.04	39,910.5500	(41,178.49)	0.00	0.00	0.00
Mineral Resources Limited	1,000.00	19,426.51	0.00	19,426.51	14,980.0000	(4,446.51)	0.00	0.00	0.00
Medusa Mining Limited	10,000.00	19,577.16	0.00	19,577.16	5,750.0000	(13,827.16)	0.00	0.00	0.00
Myer Holdings Limited	50,000.00	70,118.31	0.00	70,118.31	27,250.0000	(42,868.31)	0.00	0.00	0.00
Northern Star Resources Ltd	10,000.00	14,897.99	0.00	14,897.99	116,500.0000	101,602.01	0.00	67,734.67	0.00
Prime Media Group Limited	50,000.00	43,643.78	0.00	43,643.78	10,500.0000	(33,143.78)	0.00	0.00	0.00
The Reject Shop Limited	5,000.00	29,363.08	0.00	29,363.08	9,150.0000	(20,213.08)	0.00	0.00	0.00
Villa World Limited.	13,737.00	33,379.84	0.00	33,379.84	30,358.7700	(3,021.07)	0.00	0.00	0.00
WAM Capital Limited	40,000.00	77,421.31	0.00	77,421.31	80,800.0000	3,378.69	0.00	2,252.46	0.00
Wam Leaders Limited	40,000.00	46,545.79	0.00	46,545.79	44,200.0000	(2,345.79)	0.00	0.00	0.00
		510,168.93	0.00	510,168.93	467,734.3200	(42,434.61)	0.00	89,249.02	0.00

LANDS SUPER FUND

Unrealised Capital Gains Report

As at 30 June 2019

Investment	Units	Cost	Tax Deferred /Depreciation	CGT Cost Base	Market Value	Projected Profit /Loss	Taxable Profit Indexation	Taxable Profit Discounted	Taxable Profit Notional
Units in Listed Unit Trusts (Australian)									
Stockland	10,000.00	38,628.61	950.96	37,677.65	41,700.0000	4,022.35	0.00	2,681.57	0.00
Vicinity Centres	32,900.00	99,834.83	2,696.56	97,138.27	80,605.0000	(16,533.27)	0.00	0.00	0.00
Betashares Aus Top20 Equity Yield Max Fund (mg Fd)	5,000.00	47,580.28	5,907.72	41,672.56	44,450.0000	2,777.44	0.00	1,851.63	0.00
		186,043.72	9,555.25	176,488.47	166,755.0000	(9,733.47)	0.00	4,533.20	0.00
		1,138,171.29	10,095.05	1,128,076.24	1,095,315.5200	(32,760.72)	0.00	106,720.45	0.00

Contributions Summary Report

For The Period 01 July 2018 - 30 June 2019

Lawrence Patrick Sceresini

Date of Birth: 22/04/1953
 Age: 66 (at year end)
 Member Code: SCELAW00003A
 Total Super Balance *1 as at 30/06/2018: 974,982.88

Contributions Summary	2019	2018
Concessional Contribution		
Employer	0.00	343.78
	<u>0.00</u>	<u>343.78</u>
Other Contribution		
Any Other	51.60	0.00
	<u>51.60</u>	<u>0.00</u>
Total Contributions	<u>51.60</u>	<u>343.78</u>

I, LAWRENCE PATRICK SCERESINI, confirm that the amounts reported above are the total contributions deposited to the fund with respect of my member balance for the period 01/07/2018 to 30/06/2019.

 LAWRENCE PATRICK SCERESINI

*1 Total Super Balance is per individual across funds within a firm.

Members Statement

Lawrence Patrick Sceresini
22 HOLBORN CRESCENT
CARINDALE, Queensland, 4152, Australia

Your Details

Date of Birth : 22/04/1953
Age: 66
Tax File Number: Provided
Date Joined Fund: 09/03/2011
Service Period Start Date: 09/07/1973
Date Left Fund:
Member Code: SCELAW00002P
Account Start Date 01/07/2016
Account Phase: Retirement Phase
Account Description: Pension 101

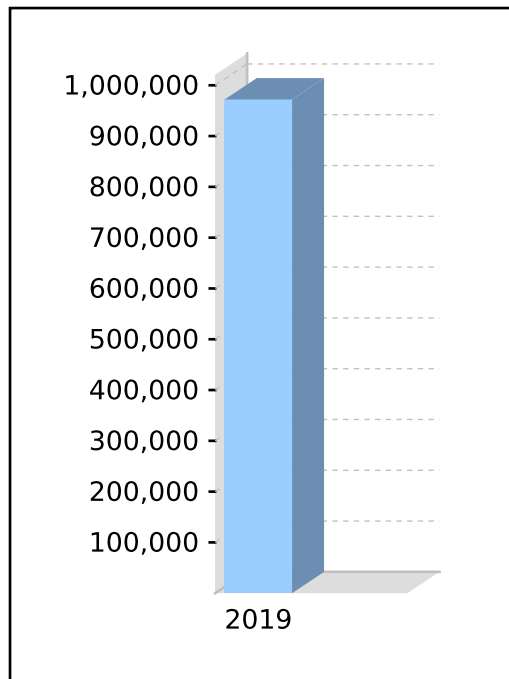
Nominated Beneficiaries N/A
Vested Benefits 972,150.66
Total Death Benefit 972,150.66

Your Balance

Total Benefits 972,150.66

Preservation Components
Preserved
Unrestricted Non Preserved 972,150.66
Restricted Non Preserved

Tax Components
Tax Free (37.20%) 361,681.99
Taxable 610,468.67



Your Detailed Account Summary

	This Year
Opening balance at 01/07/2018	974,636.63
<u>Increases to Member account during the period</u>	
Employer Contributions	
Personal Contributions (Concessional)	
Personal Contributions (Non Concessional)	
Government Co-Contributions	
Other Contributions	
Proceeds of Insurance Policies	
Transfers In	
Net Earnings	46,366.28
Internal Transfer In	
<u>Decreases to Member account during the period</u>	
Pensions Paid	48,852.25
Contributions Tax	
Income Tax	
No TFN Excess Contributions Tax	
Excess Contributions Tax	
Refund Excess Contributions	
Division 293 Tax	
Insurance Policy Premiums Paid	
Management Fees	
Member Expenses	
Benefits Paid/Transfers Out	
Superannuation Surcharge Tax	
Internal Transfer Out	
Closing balance at 30/06/2019	972,150.66

Members Statement

Lawrence Patrick Sceresini
22 HOLBORN CRESCENT
CARINDALE, Queensland, 4152, Australia

Your Details

Date of Birth : 22/04/1953
Age: 66
Tax File Number: Provided
Date Joined Fund: 09/03/2011
Service Period Start Date:
Date Left Fund:
Member Code: SCELAW00003A
Account Start Date 31/10/2017
Account Phase: Accumulation Phase
Account Description: Accumulation

Nominated Beneficiaries N/A
Vested Benefits
Total Death Benefit

Your Balance

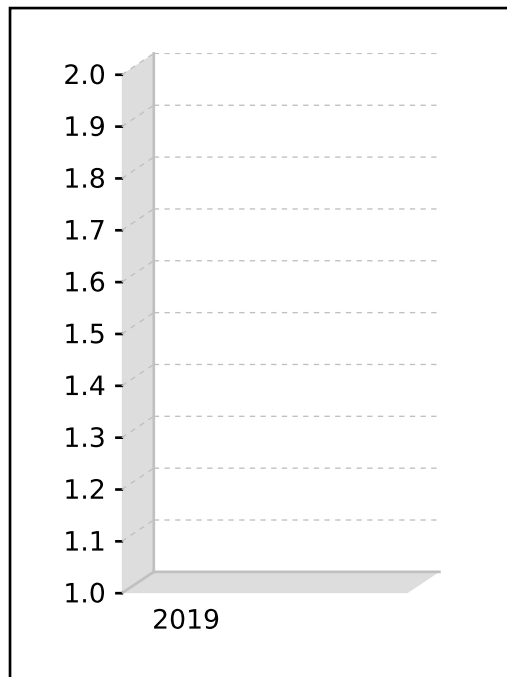
Total Benefits

Preservation Components

Preserved
Unrestricted Non Preserved
Restricted Non Preserved

Tax Components

Tax Free 51.60
Taxable (51.60)



Your Detailed Account Summary

	This Year
Opening balance at 01/07/2018	346.25
<u>Increases to Member account during the period</u>	
Employer Contributions	
Personal Contributions (Concessional)	
Personal Contributions (Non Concessional)	
Government Co-Contributions	
Other Contributions	51.60
Proceeds of Insurance Policies	
Transfers In	
Net Earnings	
Internal Transfer In	
<u>Decreases to Member account during the period</u>	
Pensions Paid	
Contributions Tax	
Income Tax	
No TFN Excess Contributions Tax	
Excess Contributions Tax	
Refund Excess Contributions	
Division 293 Tax	
Insurance Policy Premiums Paid	
Management Fees	
Member Expenses	
Benefits Paid/Transfers Out	397.85
Superannuation Surcharge Tax	
Internal Transfer Out	
Closing balance at 30/06/2019	0.00

Members Statement

Susan Jane Rosenblatt
22 HOLBORN CRESCENT
CARINDALE, Queensland, 4152, Australia

Your Details

Date of Birth : 19/05/1950
Age: 69
Tax File Number: Provided
Date Joined Fund: 09/03/2011
Service Period Start Date: 17/04/1990
Date Left Fund:
Member Code: ROSSUS00002P
Account Start Date 01/07/2016
Account Phase: Retirement Phase
Account Description: Pension 101

Nominated Beneficiaries N/A
Vested Benefits 794,653.34
Total Death Benefit 794,653.34

Your Balance

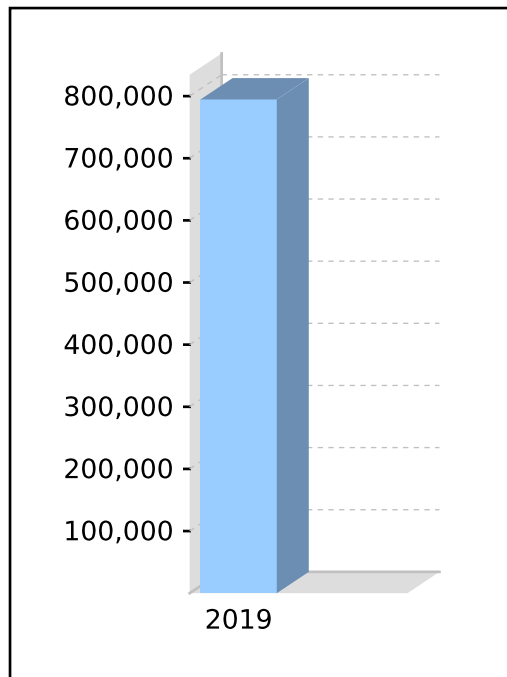
Total Benefits 794,653.34

Preservation Components

Preserved
Unrestricted Non Preserved 794,653.34
Restricted Non Preserved

Tax Components

Tax Free (79.91%) 635,018.96
Taxable 159,634.38



Your Detailed Account Summary

	This Year
Opening balance at 01/07/2018	796,718.77
<u>Increases to Member account during the period</u>	
Employer Contributions	
Personal Contributions (Concessional)	
Personal Contributions (Non Concessional)	
Government Co-Contributions	
Other Contributions	
Proceeds of Insurance Policies	
Transfers In	
Net Earnings	37,904.47
Internal Transfer In	
<u>Decreases to Member account during the period</u>	
Pensions Paid	39,969.90
Contributions Tax	
Income Tax	
No TFN Excess Contributions Tax	
Excess Contributions Tax	
Refund Excess Contributions	
Division 293 Tax	
Insurance Policy Premiums Paid	
Management Fees	
Member Expenses	
Benefits Paid/Transfers Out	
Superannuation Surcharge Tax	
Internal Transfer Out	
Closing balance at 30/06/2019	794,653.34

Members Statement

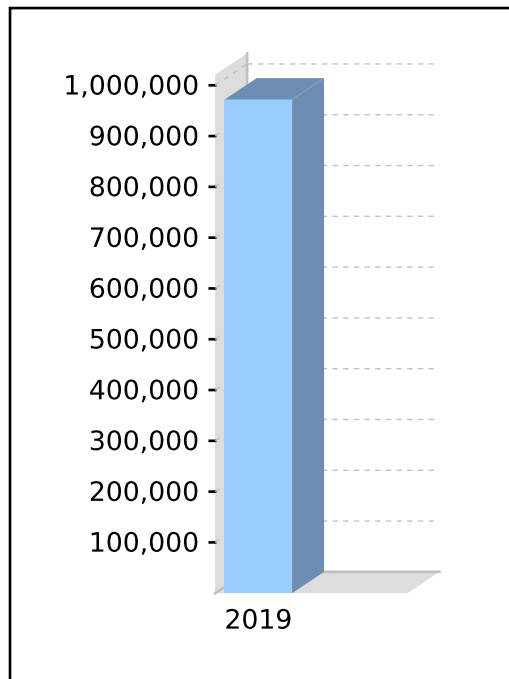
Lawrence Patrick Sceresini
22 HOLBORN CRESCENT
CARINDALE, Queensland, 4152, Australia

Your Details

Date of Birth :	22/04/1953	Vested Benefits	972,150.66
Age:	66	Total Death Benefit	972,150.66
Tax File Number:	Provided	Nominated Beneficiaries	N/A
Date Joined Fund:	09/03/2011		
Service Period Start Date:	09/07/1973		
Date Left Fund:			
Member Code:	Consolidated		
Account Start Date	01/07/2016		
Account Type:	Consolidated		
Account Description:	Consolidated		

Your Balance

Total Benefits	972,150.66
<u>Preservation Components</u>	
Preserved	
Unrestricted Non Preserved	972,150.66
Restricted Non Preserved	
<u>Tax Components</u>	
Tax Free	361,733.59
Taxable	610,417.07



Your Detailed Account Summary

	This Year
Opening balance at 01/07/2018	974,982.88
<u>Increases to Member account during the period</u>	
Employer Contributions	
Personal Contributions (Concessional)	
Personal Contributions (Non Concessional)	
Government Co-Contributions	
Other Contributions	51.60
Proceeds of Insurance Policies	
Transfers In	
Net Earnings	46,366.28
Internal Transfer In	
<u>Decreases to Member account during the period</u>	
Pensions Paid	48,852.25
Contributions Tax	
Income Tax	
No TFN Excess Contributions Tax	
Excess Contributions Tax	
Refund Excess Contributions	
Division 293 Tax	
Insurance Policy Premiums Paid	
Management Fees	
Member Expenses	
Benefits Paid/Transfers Out	397.85
Superannuation Surcharge Tax	
Internal Transfer Out	
Closing balance at 30/06/2019	972,150.66

Members Statement

Susan Jane Rosenblatt
22 HOLBORN CRESCENT
CARINDALE, Queensland, 4152, Australia

Your Details

Date of Birth : 19/05/1950
Age: 69
Tax File Number: Provided
Date Joined Fund: 09/03/2011
Service Period Start Date: 17/04/1990
Date Left Fund:
Member Code: Consolidated
Account Start Date 01/07/2016
Account Type: Consolidated
Account Description: Consolidated

Vested Benefits 794,653.34
Total Death Benefit 794,653.34
Nominated Beneficiaries N/A

Your Balance

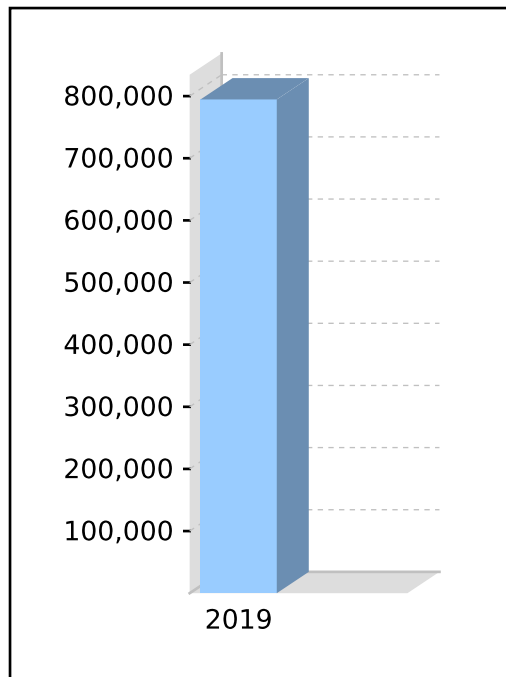
Total Benefits 794,653.34

Preservation Components

Preserved
Unrestricted Non Preserved 794,653.34
Restricted Non Preserved

Tax Components

Tax Free 635,018.96
Taxable 159,634.38



Your Detailed Account Summary

	This Year
Opening balance at 01/07/2018	796,718.77
<u>Increases to Member account during the period</u>	
Employer Contributions	
Personal Contributions (Concessional)	
Personal Contributions (Non Concessional)	
Government Co-Contributions	
Other Contributions	
Proceeds of Insurance Policies	
Transfers In	
Net Earnings	37,904.47
Internal Transfer In	
<u>Decreases to Member account during the period</u>	
Pensions Paid	39,969.90
Contributions Tax	
Income Tax	
No TFN Excess Contributions Tax	
Excess Contributions Tax	
Refund Excess Contributions	
Division 293 Tax	
Insurance Policy Premiums Paid	
Management Fees	
Member Expenses	
Benefits Paid/Transfers Out	
Superannuation Surcharge Tax	
Internal Transfer Out	
Closing balance at 30/06/2019	794,653.34

LANDS SUPER FUND

Members Summary Report

As at 30 June 2019



Opening Balance	Increases				Decreases					Closing Balance	
	Contributions	Transfers In	Net Earnings	Insurance Proceeds	Pensions Paid	Contributions Tax	Taxes Paid	Benefits Paid/ Transfers Out	Insurance Premiums		Member Expenses
Lawrence Patrick Sceresini (Age: 66)											
SCELAW00002P - Pension 101 - Tax Free: 37.20%											
974,636.63			46,366.28		48,852.25						972,150.66
SCELAW00003A - Accumulation											
346.25	51.60							397.85			
974,982.88	51.60		46,366.28		48,852.25			397.85			972,150.66
Susan Jane Rosenblatt (Age: 69)											
ROSSUS00002P - Pension 101 - Tax Free: 79.91%											
796,718.77			37,904.47		39,969.90						794,653.34
796,718.77			37,904.47		39,969.90						794,653.34
1,771,701.65	51.60		84,270.75		88,822.15			397.85			1,766,804.00

Minutes of a meeting of the Director(s)

held on 30 June 2019 at 22 HOLBORN CRESCENT, CARINDALE, Queensland 4152

- PRESENT:** Lawrence Patrick Sceresini and Susan Jane Rosenblatt
- MINUTES:** The Chair reported that the minutes of the previous meeting had been signed as a true record.
- FINANCIAL STATEMENTS OF SUPERANNUATION FUND:** It was resolved that the financial statements would be prepared as special purpose financial statements as, in the opinion of the trustee(s), the superannuation fund is a non-reporting entity and therefore is not required to comply with all Australian Accounting Standards.
- The Chair tabled the financial statements and notes to the financial statements of the superannuation fund in respect of the year ended 30 June 2019 and it was resolved that such statements be and are hereby adopted as tabled.
- TRUSTEE'S DECLARATION:** It was resolved that the trustee's declaration of the superannuation fund be signed.
- ANNUAL RETURN:** Being satisfied that the fund had complied with the requirements of the Superannuation Industry (Supervision) Act 1993 (SISA) and Regulations during the year ended 30 June 2019, it was resolved that the annual return be approved, signed and lodged with the Australian Taxation Office.
- TRUST DEED:** The Chair tabled advice received from the fund's legal adviser confirming that the fund's trust deed is consistent with all relevant superannuation and trust law.
- INVESTMENT STRATEGY:** The allocation of the fund's assets and the fund's investment performance over this financial year were reviewed and found to be within the acceptable ranges outlined in the investment strategy. After considering the risk, rate of return and liquidity of the investments and the ability of the fund to discharge its existing liabilities, it was resolved that the investment strategy continues to reflect the purposes and circumstances of the fund and its members. Accordingly, no changes in the investment strategy were required.
- INSURANCE COVER:** The trustee(s) reviewed the current life and total and permanent disability insurance coverage on offer to the members and resolved that the current insurance arrangements were appropriate for the fund.
- ALLOCATION OF INCOME:** It was resolved that the income of the fund would be allocated to the members based on their average daily balance (an alternative allocation basis may be percentage of opening balance).
- INVESTMENT ACQUISITIONS:** It was resolved to ratify the investment acquisitions throughout the financial year ended 30 June 2019.
- INVESTMENT DISPOSALS:** It was resolved to ratify the investment disposals throughout the financial year ended 30 June 2019.
- AUDITORS:** It was resolved that
Super Audits Pty Ltd
of
PO Box 3376, Rundle Mall, South Australia 5000
act as auditors of the Fund for the next financial year.
- TAX AGENTS:** It was resolved that

Minutes of a meeting of the Director(s)

held on 30 June 2019 at 22 HOLBORN CRESCENT, CARINDALE, Queensland 4152

Cleave Accounting Pty Ltd

act as tax agents of the Fund for the next financial year.

TRUSTEE STATUS:

Each of the trustee(s) confirmed that they are qualified to act as trustee(s) of the fund and that they are not disqualified persons as defined by s 120 of the SISA.

CONTRIBUTIONS RECEIVED:

It was resolved that the contributions during the year be allocated to members on the basis of the schedule provided by the principal Fund employer.

PAYMENT OF BENEFITS:

The trustee has ensured that any payment of benefits made from the Fund, meets the requirements of the Fund's deed and does not breach the superannuation laws in relation to:

1. making payments to members; and,
2. breaching the Fund or the member investment strategy.

The trustee has reviewed the payment of the benefit and received advice that the transfer is in accordance with the Deed and the superannuation laws. As such the trustee has resolved to allow the payment of the benefits on behalf of the member.

CLOSURE:

All resolutions for this meeting were made in accordance with the SISA and Regulations.

There being no further business the meeting then closed.

Signed as a true record –

.....
Lawrence Patrick Sceresini

Chairperson

LANDS SUPER FUND

Pension Summary Report

As at 30/06/2019

Member Name : Sceresini, Lawrence Patrick

Member Age : 65 (Date of Birth : 22/04/1953)

Member Code	Pension Type	Pension Start Date	Tax Free	Min / PF	Minimum	Maximum	Gross Pension Payments	PAYG	Net Pension Payment	Amount to reach Minimum
SCELAW 00002P	Account Based Pension	01/07/2016	37.20%	5.00%	\$48,730.00	N/A	\$48,852.25	\$0.00	\$48,852.25	NIL
					\$48,730.00	\$0.00	\$48,852.25	\$0.00	\$48,852.25	\$0.00

Member Name : Rosenblatt, Susan Jane

Member Age : 68 (Date of Birth : 19/05/1950)

Member Code	Pension Type	Pension Start Date	Tax Free	Min / PF	Minimum	Maximum	Gross Pension Payments	PAYG	Net Pension Payment	Amount to reach Minimum
ROSSUS 00002P	Account Based Pension	01/07/2016	79.91%	5.00%	\$39,840.00	N/A	\$39,969.90	\$0.00	\$39,969.90	NIL
					\$39,840.00	\$0.00	\$39,969.90	\$0.00	\$39,969.90	\$0.00

Total :

					\$88,570.00	\$0.00	\$88,822.15	\$0.00	\$88,822.15	\$0.00
--	--	--	--	--	--------------------	---------------	--------------------	---------------	--------------------	---------------

Yearly Projected Pension Calculation Report



As at 01 July 2019

Member Name	Member Code	Pension Type	Pension Start/ Conversion Date	Age (as at 01/07/2019)	Opening Balance	Minimum Amount	Maximum Amount	Tax Free %	Min Tax Free Payments	Min Taxable Payments
Sceresini, Lawrence Patrick	SCELAW00002P	Account Based Pension	01/07/2016	66	972,150.66	48,610.00	N/A	37.20	18,082.92	30,527.08
					972,150.66	48,610.00			18,082.92	30,527.08
Rosenblatt, Susan Jane	ROSSUS00002P	Account Based Pension	01/07/2016	69	794,653.34	39,730.00	N/A	79.91	31,748.24	7,981.76
					794,653.34	39,730.00			31,748.24	7,981.76
					1,766,804.00	88,340.00			49,831.16	38,508.84

16 January 2020

ANTHONY BOYS
PO Box 3376, Rundle Mall, South Australia 5000

Dear Sir/Madam,

**Re: LANDS SUPER FUND
Trustee Representation Letter**

This representation letter is provided in connection with your audit of the financial report of the LANDS SUPER FUND (the Fund) and the Fund's compliance with the Superannuation Industry (Supervision) Act 1993 (SISA) and SIS Regulations (SISR), for the year ended 30/06/2019, for the purpose of you expressing an opinion as to whether the financial report is, in all material respects, presented fairly in accordance with the accounting policies adopted by the Fund and the Fund complied, in all material respects, with the relevant requirements of SISA and SISR.

The Trustees have determined that the Fund is not a reporting entity for the year ended 30/06/2019 and that the requirement to apply Australian Accounting Standards and other mandatory reporting requirements do not apply to the Fund. Accordingly, the financial report prepared is a special purpose financial report which is for distribution to members of the Fund and to satisfy the requirements of the SISA and SISR. We acknowledge our responsibility for ensuring that the financial report is in accordance with the accounting policies as selected by ourselves and requirements of the SISA and SISR, and confirm that the financial report is free of material misstatements, including omissions.

We confirm, to the best of our knowledge and belief, the following representations are made to you during your audit.

1. Sole Purpose Test

The Fund is maintained for the sole purpose of providing benefits for each member on their retirement, death, termination of employment or ill-health.

2. Trustees are not disqualified

No disqualified person acts as a director of the trustee company/an individual trustee.

3. Fund's Governing Rules, Trustees' Responsibilities and Fund Conduct

The Fund meets the definition of a self-managed superannuation fund under SISA, including that no member is an employee of another member, unless they are relatives and no trustee/director of the corporate trustee receives any remuneration for any duties or services performed by the trustee/director in relation to the fund.

The Fund has been conducted in accordance with its governing rules at all times during the year and there were no amendments to the governing rules during the year, except as notified to you.

The Trustees have complied with all aspects of the trustee requirements of the SISA and SISR.

The Trustees are not subject to any contract or obligation which would prevent or hinder the Trustees in properly executing their functions and powers.

The Fund has been conducted in accordance with the SISA, the SISR and the governing rules of the Fund.

The Fund has complied with the requirements of the SISA and SISR specified in the approved form auditor's report as issued by the ATO, which are sections 17A, 35AE, 35B, 35C(2), 52B(2)(d), 52B(2)(e), 62, 65, 66, 67, 67A, 67B, 69-71E, 73-75, 80-85, 103, 104A, 105, 109 and 126K of the SISA and regulations 1.06(9A), 4.09, 4.09A, 5.03, 5.08, 6.17, 7.04, 8.02B, 13.12, 13.13, 13.14 and 13.18AA of the SISR.

All contributions accepted and benefits paid have been in accordance with the governing rules of the Fund and relevant provisions of the SISA and SISR.

There have been no communications from regulatory agencies concerning non-compliance with, or deficiencies in, financial reporting practices that could have a material effect on the financial report *or we have disclosed to you all known instances of non-compliance or suspected non-compliance with laws and regulations whose effects should be considered when preparing the financial report and the Auditor's/actuary contravention report.*

4. Investment Strategy

The investment strategy has been determined and reviewed with due regard to risk, including recoverability of investments, return, liquidity, diversity and the insurance needs of Fund members, and the assets of the Fund are in line with this strategy.

5. Accounting Policies

All the significant accounting policies of the Fund are adequately described in the Financial Report and the Notes attached thereto. These policies are consistent with the policies adopted last year.

6. Fund Books and Records

All transactions have been recorded in the accounting records and are reflected in the financial report. We have made available to you all financial records and related data, other information, explanations and assistance necessary for the conduct of the audit; and minutes of all meetings of the Trustees.

We acknowledge our responsibility for the design and implementation of internal controls to prevent and detect error and fraud. We have established and maintained an adequate internal control structure to facilitate the preparation of reliable financial reports, and adequate financial records have been maintained. There are no material transactions that have not been properly recorded in the accounting records underlying the financial report.

We have disclosed to you the results of our assessment of the risk that the financial report may be materially misstated as a result of fraud. We have disclosed to you all information in relation to fraud or suspected fraud that we are aware of and that affects the Fund and involves the Trustees or others.

In instances where the fund uses a custodian, we confirm we have not been advised of any fraud, non-compliance with laws and regulations or uncorrected misstatements that would affect the financial report of the fund.

Information retention obligations have been complied with, including:

- Accounting records and financial reports are being kept for five (5) years,
- Minutes and records of Trustees'/Directors of the corporate trustee meetings are being kept for ten (10) years;
- Records of Trustees'/Directors of the corporate trustees' changes and trustees' consents are being kept for at least ten (10) years;
- Copies of all member or beneficiary reports are being kept for ten (10) years; and
- Trustee declarations in the approved form have been signed and are being kept for each Trustee appointed after 30 June 2007.

7. Fraud, error and non-compliance

There have been no:

- a) Frauds, error or non-compliance with laws and regulations involving management or employees who have a significant role in the internal control structure that could have a material effect on the financial report.
- b) Communications from regulatory agencies concerning non-compliance with, or deficiencies in, financial reporting practices that could have a material effect on the financial report.
- c) Violations or possible violations of laws or regulations whose effects should have been considered for disclosure in the financial report or as a basis for recording an expense.

8. Asset Form and Valuation

The assets of the Fund are being held in a form suitable for the benefit of the Members of the Fund, and are in accordance with our investment strategy.

Investments are carried in the books at their net market value. Such amounts are considered reasonable in light of present circumstances.

We have no plans or intentions that may materially affect the carrying values, or classification, of assets and liabilities.

We have assessed their recoverability and we are comfortable that the fund will be able, if needed, to realise these assets.

There are no commitments, fixed or contingent, for the purchase or sale of long term investments.

9. Safeguarding Assets

We have considered the importance of safeguarding the assets of the fund, and we confirm we have the following procedures in place to achieve this:

- Authorised signatories on bank and investment accounts are regularly reviewed and considered appropriate; and
- Tangible assets are, where appropriate, adequately insured and appropriately stored.

10. Significant Assumptions

We believe that significant assumptions used by us in making accounting estimates are reasonable.

11. Uncorrected misstatements

We believe the effects of those uncorrected financial report misstatements aggregated by the auditor during the audit are immaterial, both individually and in aggregate, to the financial report taken as a whole. If applicable, a summary of such items is attached.

12. Ownership and Pledging of Assets

The Fund has satisfactory title to all assets appearing in the Statement of Financial Position. All investments are registered in the name of the Fund, where possible, and are in the custody of the respective Trustee.

There are no liens or encumbrances on any assets or benefits and no assets, benefits or interests in the Fund have been pledged or assigned to secure liabilities of others.

All assets of the Fund are held separately from the assets of the members, employers and the Trustees. All assets are acquired, maintained and disposed of on an arm's length basis and appropriate action is taken to protect the assets of the Fund.

13. Payment of benefits

Benefits have been calculated and provided to members in accordance with the provisions of the Fund's governing rules and the relevant legislation.

The Trustee has revalued Member/s benefits to market value just prior to paying out a portion or all of a member's account balance.

14. Related Parties

We have disclosed to you the identity of the Fund's related parties and all related party transactions and relationships. Related party transactions and related amounts receivable have been properly recorded or disclosed in the financial report.

[Delete this paragraph if not applicable]

Acquisitions from, loans to, leasing of assets to and investments in related parties have not exceeded the in-house asset restrictions in the SISA at the time of investment, acquisition or at year end.

The Fund has not made any loans or provided financial assistance to members of the Fund or their relatives.

If the Fund owns residential property the members of the Fund or associates or other related parties do not lease, or use the property for personal use.

15. Acquisitions from related parties

No assets have been acquired by the Fund from members or associates or other related parties of the Fund other than those assets specifically exempted by Section 66 of SISA.

16. Borrowings

The Fund has not borrowed money or maintained any borrowings during the period, with the exception of borrowings which were allowable under SISA.

17. Subsequent Events

No events or transactions have occurred since the date of the financial report, or are pending, which would have a significant adverse effect on the Fund's financial position at that date, or which are of such significance in relation to the Fund as to require mention in the notes to the Financial Statements in order to ensure they are not misleading as to the financial position of the Fund or its operations.

18. Outstanding Legal Action

[Delete this paragraph if not applicable]

We confirm that you have been advised of all significant legal matters, and that all known actual or possible litigation and claims have been adequately accounted for, and been appropriately disclosed in the financial report.

There have been no communications from the ATO concerning a contravention of the SISA or SISR which has occurred, is occurring or is about to occur.

19. Going Concern

We confirm we have no knowledge of any event or conditions that would cast significant doubt on the fund's ability to continue as a going concern.

20. Residency

The Trustees declare that the Fund was a resident Australian superannuation fund at all times during the year of income.

21. Investment Returns

Investment returns of the Fund have been allocated to members in a manner that is fair and reasonable.

22. Insurance

Where the Fund has taken out a life insurance policy on behalf of a member, the Trustee confirms that the Fund is the beneficial owner.

The Trustee also confirms that the Fund has not purchased a policy over the life of a member, where the purchase is a condition and consequence of a buy-sell agreement the member has entered into with another individual.

23. Limiting powers of Trustees

The Trustees have not entered into a contract or done anything else, that would prevent the Trustees from, or hinder the Trustees in, properly performing or exercising the Trustees' functions and powers.

24. Collectables and Personal Use Assets

If the Trustees own collectables and/or personal use assets these assets are not being used for personal use.

We understand that your examination was made in accordance with Australian Auditing Standards and applicable Standards on Assurance Engagements and was, therefore, designed primarily for the purpose of expressing an opinion on the financial report of the Fund taken as a whole, and on the compliance of the Fund with specified requirements of SISA and SISR, and that your tests of the financial and compliance records and other auditing procedures were limited to those which you considered necessary for that purpose.

Yours sincerely,

For and on behalf of the Trustee(s)

.....
Lawrence Patrick Sceresini
LANDS SUPER PTY LTD
Director
16 January 2020

.....
Susan Jane Rosenblatt
LANDS SUPER PTY LTD
Director
16 January 2020

16/01/2020

To the trustee of the
LANDS SUPER FUND
22 HOLBORN CRESCENT,
CARINDALE
Queensland, 4152

Dear Trustee,

The Objective and Scope of the Audit

You have requested that we audit the LANDS SUPER FUND (the Fund):

1. financial report, which comprises the statement of financial position, as at 30/06/2019 and the operating statement for the year then ended and the notes to the financial statements; and
2. compliance during the same period with the requirements of the Superannuation Industry (Supervision) Act 1993 (SISA) and SIS Regulations (SISR) specified in the approved form auditor's report as issued by the ATO, which are sections 17A, 35AE, 35B, 35C(2), 62, 65, 66, 67, 67A, 67B, 82-85, 103, 104, 104A, 105, 109 and 126K of the SISA and regulations 1.06(9A), 4.09, 4.09A, 5.03, 5.08, 6.17, 7.04, 8.02B, 13.12, 13.13, 13.14 and 13.18AA of the SISR.

We are pleased to confirm our acceptance and our understanding of this engagement by means of this letter. Our audit will be conducted pursuant to the SISA with the objective of our expressing an opinion on the financial report and the fund's compliance with the specified requirements of the SISA and SISR.

The Responsibilities of the Auditor

We will conduct our financial audit in accordance with Australian Auditing Standards and our compliance engagement in accordance with applicable Standards on Assurance Engagements, issued by the Auditing and Assurance Standards Board (AUASB). These standards require that we comply with relevant ethical requirements relating to audit and assurance engagements and plan and perform the audit to obtain reasonable assurance whether the financial report is free from material misstatement and that you have complied, in all material respects, with the specified requirements of the SISA and SISR.

The annual audit of the financial reports and records of the Fund must be carried out during and after the end of each year of income. In accordance with section 35C of the SISA, we are required to provide to the trustees of the Fund an auditor's report in the approved form within the prescribed time as set out in the SISR, 28 days after the trustees have provided all documents relevant to the preparation of the auditor's report.

Financial Audit

A financial audit involves performing audit procedures to obtain audit evidence about the amounts and disclosures in the financial report. The procedures selected depend on the auditor's judgement, including the assessment of the risks of material misstatement of the financial report, whether due to fraud or error. A financial audit also includes evaluating the appropriateness of the financial reporting framework, accounting policies used and the reasonableness of accounting estimates made by the trustees, as well as evaluating the overall presentation of the financial report. Due to the test nature and other inherent limitations of an audit, together with the inherent limitations of any accounting and internal control system, there is an unavoidable risk that even some material misstatements may remain undiscovered.

In making our risk assessments, we consider internal controls relevant to the fund's preparation of the financial report in order to design audit procedures that are appropriate in the circumstances, but not for the purpose of expressing an opinion on the effectiveness of the fund's internal controls. However, we expect to provide you with a separate letter concerning any significant deficiencies in the fund's system of accounting and internal controls that come to our attention during the audit of the financial report. This will be in the form of a letter to the Trustee.

Compliance Engagement

A compliance engagement involves performing audit procedures to obtain audit evidence about the fund's compliance with the provisions of the SISA and SISR specified in the ATO's approved form auditor's report.

Our compliance engagement with respect to investments includes determining whether the investments are made for the sole purpose of funding members' retirement, death or disability benefits and whether you have an investment strategy for the fund, which has been reviewed regularly and gives due consideration to risk, return, liquidity, diversification and the insurance needs of members/managers. Our procedures will include testing whether the investments are made for the allowable purposes in accordance with the investment strategy, but not for the purpose of assessing the appropriateness of those investments to the members.

The Responsibilities of the Trustees

We take this opportunity to remind you that it is the responsibility of the trustees to ensure that the fund, at all times, complies with the SISA and SISR as well as any other legislation relevant to the fund. The trustees are also responsible for the preparation and fair presentation of the financial report.

Our auditor's report will explain that the trustees are responsible for the preparation and the fair presentation of the financial report and for determining that the accounting policies used are consistent with the financial reporting requirements of the SMSF's governing rules, comply with the requirements of SISA and SISR and are appropriate to meet the needs of the members. This responsibility includes:

- Establishing and maintaining controls relevant to the preparation of a financial report that is free from misstatement, whether due to fraud or error. The system of accounting and internal control should be adequate in ensuring that all transactions are recorded and that the recorded transactions are valid, accurate, authorised, properly classified and promptly recorded, so as to facilitate the preparation of reliable financial information. This responsibility to maintain adequate internal controls also extends to the Fund's compliance with SIS including any Circulars and Guidelines issued by a relevant regulator to the extent applicable. The internal controls should be sufficient to prevent and/or detect material non-compliance with such legislative requirements.
- Selecting and applying appropriate accounting policies.
- Making accounting estimates that are reasonable in the circumstances; and
- Making available to us all the books of the Funds, including any registers and general documents, minutes and other relevant papers of all Trustee meetings and giving us any information, explanations and assistance we require for the purposes of our audit. Section 35C(2) of SIS requires that Trustees must give to the auditor any document that the auditor requests in writing within 14 days of the request.

As part of our audit process, we will request from the trustees written confirmation concerning representations made to us in connection with the audit.

Our audit report is prepared for the members of the Fund and we disclaim any assumption of responsibility for any reliance on our report, or on the financial report to which it relates, to any person other than the members of the fund, or for any purpose other than that for which it was prepared.

Our audit report should not be used in determining the amount to pay member's benefits. The Trustee should calculate the amount of the benefit payment based on the market value (if applicable) of Fund assets at the date of payment provided this is consistent with the Fund's trust deed, SISA, SISR, or any agreement reached with the member.

Independence

We confirm that, to the best of our knowledge and belief, the engagement team meets the current independence requirements of the SISA and SISR including *APES 110 Code of Ethics for Professional Accountants* in relation to the audit of the Fund. In conducting our financial audit and compliance engagement, should we become aware that we have contravened the independence requirements, we shall notify you on a timely basis.

Report on Matters Identified

Under section 129 of the SISA, we are required to report to you in writing, if during the course of, or in connection with, our audit, we become aware of any contravention of the SISA or SISR which we believe has occurred, is occurring or may occur. Furthermore, you should be aware that we are also required to notify the Australian Taxation Office (ATO) of certain contraventions of the SISA and SISR that we become aware of during the audit, which meet the tests stipulated by the ATO, irrespective of the materiality of the contravention or action taken by the trustees to rectify the matter. Finally, under section 130, we are required to report to you and the ATO if we believe the financial position of the Fund may be, or may be about to become unsatisfactory.

You should not assume that any matters reported to you, or that a report that there are no matters to be communicated, indicates that there are no additional matters, or matters that you should be aware of in meeting your responsibilities. The completed audit report may be provided to you as a signed hard copy or a signed electronic version.

Compliance Program

The conduct of our engagement in accordance with Australian Auditing Standards and applicable Standards on Assurance Engagements means that information acquired by us in the course of our engagement is subject to strict confidentiality requirements. Information will not be disclosed by us to other parties except as required or allowed for by law or professional standards, or with your express consent. Our audit files may, however, be subject to review as part of the compliance program of a professional accounting body or the ATO. We advise you that by signing this letter you acknowledge that, if requested, our audit files relating to this audit will be made available under these programs. Should this occur, we will advise you. The same strict confidentiality requirements apply under these programs as apply to us as your auditor.

Limitation of Liability

As a practitioner/firm participating in a scheme approved under the Professional Services Legislation, our liability may be limited under the scheme.

Fees

We look forward to full co-operation with you/your administrator and we trust that you will make available to us whatever records, documentation and other information are requested in connection with our audit.

Our fees, which will be billed as work progresses, are based on the time required by staff members assigned to the engagement plus out-of-pocket expenses. Individual hourly rates vary according to the degree of responsibility involved and the experience and skills required. Our annual audit fee will be revised and agreed upon each year with the Trustee. Any additional services required, that are outside the scope of this engagement, will be billed on a time basis.

If we are required to respond to requests for information from regulators in relation to our engagement as auditor, the Fund will reimburse us at standard billing rates for our professional time and expenses, including reasonable legal fees, incurred in responding to such requests.

We would appreciate if you could sign and return the attached copy of this letter to indicate that it is in accordance with your understanding of the arrangements for our financial audit and compliance engagement of the Fund.

Yours sincerely

Super Audits Pty Ltd
ANTHONY BOYS

Acknowledged on behalf of the Trustee of the LANDS SUPER FUND by:

(Signed)
(dated) / /