
Statement of Financial Position

Detailed Statement of Financial Position

Operating Statement

Detailed Operating Statement

Members Statement

Consolidated Members Statement

Members Summary

Notes to the Financial Statements

General Ledger

CC'S SUPERANNUATION FUND
Statement of Financial Position

As at 30 June 2018

	Note	2018 \$	2017 \$
Assets			
Investments			
Debt Securities (Bonds, Bills of Exchange, Promissory Notes)	2	67,465.00	80,155.84
Fixed Interest Securities (Australian) - Unitised	3	74,661.50	79,764.00
Shares in Listed Companies (Australian)	4	1,059,369.61	943,749.48
Units in Listed Unit Trusts (Australian)	5	55,940.00	40,164.00
Total Investments		<u>1,257,436.11</u>	<u>1,143,833.32</u>
Other Assets			
Formation Expenses		616.00	616.00
Distributions Receivable		250.75	120.50
Suncorp Standard Account #3343		111.69	180,122.89
Suncorp Investment Account #3440		309,732.38	213,749.36
Suncorp Investment Account #3120		9,291.12	9,175.76
Suncorp Cash MGT Account #7968		1,428.73	6,252.85
Bankwest Account #8615		1,533.73	1,511.71
Macquarie Bank Account #2183		4,054.58	10,461.84
Dividends Receivable		1,206.00	0.00
Income Tax Refundable		16,554.47	16,746.72
Total Other Assets		<u>344,779.45</u>	<u>438,757.63</u>
Total Assets		<u>1,602,215.56</u>	<u>1,582,590.95</u>
Net assets available to pay benefits		<u>1,602,215.56</u>	<u>1,582,590.95</u>
Represented by:			
Liability for accrued benefits allocated to members' accounts			
	7, 8		
CARSELDINE, CAROL FAY - Accumulation		190,314.51	180,530.23
CARSELDINE, CAROL FAY - Pension (Account Based Pension #101)		1,239,764.97	1,221,939.47
CARSELDINE, CAROL FAY - Pension (Account Based Pension #102)		139,762.56	138,209.64
CARSELDINE, CAROL FAY - Pension (Account Based Pension #103)		32,373.52	41,911.61
Total Liability for accrued benefits allocated to members' accounts		<u>1,602,215.56</u>	<u>1,582,590.95</u>

Refer to compilation report

Detailed Statement of Financial Position

As at 30 June 2018

	Note	2018 \$	2017 \$
Assets			
Investments			
Debt Securities (Bonds, Bills of Exchange, Promissory Notes)	2		
MSL-7.25%-05Apr18		5,487.00	10,723.30
G8-7.65%-7Aug19		0.00	10,898.31
SYDAIR-ILB-3. 12%-20Nov30		27,002.00	23,213.61
BENAU-BBSW+2.80%-29Jan 19c		20,330.00	21,438.61
SYDAIR-ILB-3.76%-20Nov20		14,646.00	13,882.01
Fixed Interest Securities (Australian) - Unitised	3		
National Australia Bank Income Securities		21,147.50	19,150.00
Crown Ltd \$100 Notes II		20,310.00	19,700.00
A.P.T. Pipelines Ltd (APA's \$100 Notes)		0.00	10,290.00
Macquarie Bank Income Securities		33,204.00	30,624.00
Shares in Listed Companies (Australian)	4		
Genetic Signatures Limited		7,636.06	8,048.82
Medibio Limited		1,350.00	0.00
Aurizon Holdings Limited		18,848.49	23,332.08
Greencross Limited		22,400.00	30,250.00
Telstra Corporation Limited.		18,916.40	31,046.00
Panoramic Resources Limited		7,085.98	2,200.00
Kazia Therapeutics Limited		1,275.00	0.00
Commonwealth Bank Of Australia.		202,870.08	230,543.04
Seven Group (TEL YS 4) \$100 Perpetual Prefs		39,710.00	30,000.00
Woolworths Group Limited		30,520.00	25,540.00
Wesfarmers Limited		24,038.32	19,538.44
Westpac \$100 Conv. Pref. Shares		19,317.80	20,583.60
Nearmap Ltd		11,350.00	6,050.00
Bubs Australia		10,006.03	5,000.00
G8 Education Limited		11,650.00	18,050.00
Sirtex Medical Limited		31,450.00	16,250.00
Redflow Limited		1,320.00	1,500.00
ANZ Capital Notes 4		52,309.50	52,375.00
Dicker Data Limited		21,750.00	0.00
Seek Limited		21,810.00	16,910.00
A.N.Z. \$100 Cony. Pref. Shares (CP3)		39,657.61	40,329.50
Oncosil Medical Ltd		10,350.00	1,940.00
Commonwealth Bank Of Australia. - Cap Note 3-Bbsw+5.20% Perp Non-Cum Red T-10-21		10,516.00	10,750.00
Bank Of Queensland Limited.		33,647.38	37,807.90
Pendal Group Limited		10,990.19	0.00
BHP Group Limited		33,910.00	23,280.00

Refer to compilation report

CC'S SUPERANNUATION FUND

Detailed Statement of Financial Position

As at 30 June 2018

	Note	2018 \$	2017 \$
Investments			
HEALTHCOPE LIMITED		21,587.28	21,587.28
Ramsay 'CARES' (\$100 Cony. Adj. Rate Equity Secs)		21,398.00	21,380.00
Novogen Limited		0.00	1,500.00
Nanosonics		15,800.00	12,700.00
Macquarie Group Limited		82,969.15	59,383.50
Westpac Banking Corporation		15,294.60	15,926.22
AGL Energy Limited.		25,829.52	29,299.50
LBT Innovations Limited		2,300.00	5,100.00
Mount Gibson Iron Limited		870.00	660.00
Bt Investment Management Limited		0.00	12,620.42
Westpac \$100 Capital Notes IV		31,811.50	32,322.38
Icar Asia Limited		2,519.20	2,840.80
Montgomery Global Equities Fund (managed Fund)		25,294.72	0.00
MQGPC-CAPS NOTE 3-BBSW + 4%		8,500.80	0.00
Yojee Limited		2,700.00	0.00
Grange Resources Limited.		3,500.00	0.00
Sundance Energy Australia Limited		3,800.00	0.00
Freelancer Limited		2,200.00	3,925.00
Australia And New Zealand Banking Group Limited		28,240.00	28,720.00
Vgi Partners Global Investments Limited		22,700.00	0.00
Suncorp Group Limited		43,770.00	44,460.00
FBR Ltd		3,600.00	0.00
Units in Listed Unit Trusts (Australian)	5		
Sydney Airport - Fully Paid Stapled		3,580.00	3,545.00
MXUPA-TRANS PREF3-BBSW		31,160.00	15,298.00
Goodman Plus Trust		0.00	12,096.00
Rural Funds Group		21,200.00	9,225.00
Total Investments		<u>1,257,436.11</u>	<u>1,143,833.32</u>
Other Assets			
Bank Accounts	6		
Suncorp Cash MGT Account #7968		1,428.73	6,252.85
Bankwest Account #8615		1,533.73	1,511.71
Suncorp Investment Account #3120		9,291.12	9,175.76
Macquarie Bank Account #2183		4,054.58	10,461.84
Suncorp Investment Account #3440		309,732.38	213,749.36
Suncorp Standard Account #3343		111.69	180,122.89
Distributions Receivable			
Rural Funds Group		250.75	0.00
Trust Debtors		0.00	120.50

Refer to compilation report

CC'S SUPERANNUATION FUND

Detailed Statement of Financial Position

As at 30 June 2018

	Note	2018 \$	2017 \$
Other Assets			
Dividends Receivable			
Montgomery Global Equities Fund (managed Fund)		618.00	0.00
Multiplex Sites Trust		588.00	0.00
Formation Expenses		616.00	616.00
Income Tax Refundable		16,554.47	16,746.72
Total Other Assets		<u>344,779.45</u>	<u>438,757.63</u>
Total Assets		<u>1,602,215.56</u>	<u>1,582,590.95</u>
Net assets available to pay benefits		<u>1,602,215.56</u>	<u>1,582,590.95</u>
Represented By :			
Liability for accrued benefits allocated to members' accounts	7, 8		
CARSELDINE, CAROL FAY - Accumulation		190,314.51	180,530.23
CARSELDINE, CAROL FAY - Pension (Account Based Pension #101)		1,239,764.97	1,221,939.47
CARSELDINE, CAROL FAY - Pension (Account Based Pension #102)		139,762.56	138,209.64
CARSELDINE, CAROL FAY - Pension (Account Based Pension #103)		32,373.52	41,911.61
Total Liability for accrued benefits allocated to members' accounts		<u>1,602,215.56</u>	<u>1,582,590.95</u>

Refer to compilation report

Operating Statement

For the year ended 30 June 2018

	Note	2018 \$	2017 \$
Income			
Investment Income			
Trust Distributions	11	3,301.07	1,748.69
Dividends Received	10	45,562.59	59,079.26
Interest Received		13,551.06	14,115.24
Investment Gains			
Changes in Market Values	12	19,136.82	56,872.96
Contribution Income			
Personal Non Concessional		0.00	180,000.00
Total Income		<u>81,551.54</u>	<u>311,816.15</u>
Expenses			
Accountancy Fees		1,793.00	1,243.00
ATO Supervisory Levy		259.00	259.00
Auditor's Remuneration		550.00	550.00
ASIC Fees		48.00	0.00
Bank Charges		66.40	537.80
Investment Expenses		575.00	240.00
Portfolio Management Fees		190.00	0.00
Member Payments			
Pensions Paid		75,000.00	67,100.00
Total Expenses		<u>78,481.40</u>	<u>69,929.80</u>
Benefits accrued as a result of operations before income tax			
		<u>3,070.14</u>	<u>241,886.35</u>
Income Tax Expense	13	(16,554.47)	0.00
Benefits accrued as a result of operations		<u>19,624.61</u>	<u>241,886.35</u>

Refer to compilation report

CC'S SUPERANNUATION FUND
Detailed Operating Statement

For the year ended 30 June 2018

	2018	2017
	\$	\$
Income		
Investment Income		
Trust Distributions		
Distributions Received	0.00	1,748.69
Goodman Plus Trust	169.68	0.00
Montgomery global Equities Fund	618.00	0.00
MXUPA-TRANS PREF3-BBSW	1,714.00	0.00
Rural Funds Group	626.89	0.00
Sydney Airport - Fully Paid Stapled	172.50	0.00
	3,301.07	1,748.69
Dividends Received		
A.N.Z. \$100 Cony. Pref. Shares (CP3)	1,942.00	0.00
AGL Energy Limited.	1,194.96	0.00
ANZ Capital Notes 4	2,274.25	0.00
Aurizon Holdings Limited	996.84	0.00
Australia And New Zealand Banking Group Limited	1,600.00	0.00
Bank Of Queensland Limited.	2,773.68	0.00
BHP Group Limited	1,235.34	0.00
Bt Investment Management Limited	499.05	0.00
Commonwealth Bank Of Australia.	11,971.20	0.00
Commonwealth Bank Of Australia. - Cap Note 3-Bbsw+5.20% Perp Non-Cum Red T-10-21	489.41	0.00
Dicker Data Limited	1,290.00	0.00
Dividends Received	0.00	59,079.26
G8 Education Limited	1,100.00	0.00
Grange Resources Limited.	200.00	0.00
Greencross Limited	975.00	0.00
HEALTHCOPE LIMITED	654.46	0.00
Macquarie Group Limited	3,254.35	0.00
Mount Gibson Iron Limited	40.00	0.00
Ramsay 'CARES' (\$100 Cony. Adj. Rate Equity Secs)	948.16	0.00
Seek Limited	450.00	0.00
Seven Group (TEL YS 4) \$100 Perpetual Prefs	2,322.20	0.00
Sirtex Medical Limited	300.00	0.00
Suncorp Group Limited	2,190.00	0.00
Telstra Corporation Limited.	1,913.30	0.00
Wesfarmers Limited	1,086.01	0.00
Westpac \$100 Capital Notes IV	1,059.74	0.00
Westpac \$100 Conv. Pref. Shares	891.28	0.00
Westpac Banking Corporation	981.36	0.00
Woolworths Group Limited	930.00	0.00
	45,562.59	59,079.26
Interest Received		
A.P.T. Pipelines Ltd (APA's \$100 Notes)	468.03	0.00
Bankwest Account #8615	22.02	0.00
BENAU-BBSW+2.80%-29Jan 19c	910.23	0.00
Crown Ltd \$100 Notes II	1,158.00	0.00
G8-7.65%-7Aug19	382.50	0.00
Interest Received	0.00	14,115.24
Macquarie Bank Account #2183	230.14	0.00
Macquarie Bank Income Securities	1,376.84	0.00
MSL-7.25%-05Apr18	725.00	0.00
National Australia Bank Income Securities	743.35	0.00
Suncorp Cash MGT Account #7968	9.39	0.00

Refer to compilation report

CC'S SUPERANNUATION FUND

Detailed Operating Statement

For the year ended 30 June 2018

	2018	2017
	\$	\$
Suncorp Investment Account #3120	115.36	0.00
Suncorp Investment Account #3440	5,199.14	0.00
Suncorp Term Deposit	876.19	0.00
SYDAIR-ILB-3. 12%-20Nov30	812.74	0.00
SYDAIR-ILB-3.76%-20Nov20	522.13	0.00
	<u>13,551.06</u>	<u>14,115.24</u>
Personal Contributions - Non Concessional		
CAROL FAY CARSELDINE	0.00	180,000.00
	<u>0.00</u>	<u>180,000.00</u>
Investment Gains		
Realised Movements in Market Value		
Debt Securities (Bonds, Bills of Exchange, Promissory Notes)		
G8-7.65%-7Aug19	(516.63)	0.00
	<u>(516.63)</u>	<u>0.00</u>
Shares in Listed Companies (Australian)		
Bubs Australia	3,317.08	0.00
	<u>3,317.08</u>	<u>0.00</u>
Units in Listed Unit Trusts (Australian)		
Goodman Plus Trust	(233.95)	0.00
	<u>(233.95)</u>	<u>0.00</u>
Unrealised Movements in Market Value		
Debt Securities (Bonds, Bills of Exchange, Promissory Notes)		
BENAU-BBSW+2.80%-29Jan 19c	(1,108.61)	0.00
G8-7.65%-7Aug19	(181.68)	0.00
MSL-7.25%-05Apr18	(5,236.30)	0.00
SYDAIR-ILB-3. 12%-20Nov30	3,788.39	0.00
SYDAIR-ILB-3.76%-20Nov20	763.99	0.00
	<u>(1,974.21)</u>	<u>0.00</u>
Fixed Interest Securities (Australian) - Unitised		
A.P.T. Pipelines Ltd (APA's \$100 Notes)	(290.00)	0.00
Crown Ltd \$100 Notes II	610.00	0.00
Macquarie Bank Income Securities	2,580.00	0.00
National Australia Bank Income Securities	1,997.50	0.00
	<u>4,897.50</u>	<u>0.00</u>
Shares in Listed Companies (Australian)		
A.N.Z. \$100 Cony. Pref. Shares (CP3)	(671.89)	0.00
AGL Energy Limited.	(3,469.98)	0.00
ANZ Capital Notes 4	(65.50)	0.00
Aurizon Holdings Limited	(4,483.59)	0.00
Australia And New Zealand Banking Group Limited	(480.00)	0.00
Bank Of Queensland Limited.	(4,160.52)	0.00
BHP Group Limited	10,630.00	0.00
Bt Investment Management Limited	(3,526.62)	0.00
Bubs Australia	6,170.40	0.00
Commonwealth Bank Of Australia.	(27,672.96)	0.00
Commonwealth Bank Of Australia. - Cap Note 3-Bbsw+5.20% Perp Non-Cum Red T-10-21	(234.00)	0.00
Dicker Data Limited	2,370.05	0.00
FBR Ltd	(1,421.95)	0.00
Freelancer Limited	(1,725.00)	0.00

Refer to compilation report

CC'S SUPERANNUATION FUND

Detailed Operating Statement

For the year ended 30 June 2018

	2018	2017
	\$	\$
G8 Education Limited	(6,400.00)	0.00
Genetic Signatures Limited	(412.76)	0.00
Grange Resources Limited.	378.05	0.00
Greencross Limited	(7,850.00)	0.00
Icar Asia Limited	(321.60)	0.00
Kazia Therapeutics Limited	(3,546.95)	0.00
LBT Innovations Limited	(2,800.00)	0.00
Macquarie Group Limited	23,585.65	0.00
Medibio Limited	(2,171.95)	0.00
Montgomery Global Equities Fund (managed Fund)	1,294.72	0.00
Mount Gibson Iron Limited	210.00	0.00
MQGPC-CAPS NOTE 3-BBSW + 4%	100.80	0.00
Nanosonics	3,100.00	0.00
Nearmap Ltd	5,300.00	0.00
Novogen Limited	3,321.95	0.00
Oncosil Medical Ltd	5,410.00	0.00
Panoramic Resources Limited	4,400.12	0.00
Pendal Group Limited	1,896.39	0.00
Ramsay 'CARES' (\$100 Cony. Adj. Rate Equity Secs)	18.00	0.00
Redflow Limited	(680.00)	0.00
Seek Limited	4,900.00	0.00
Seven Group (TEL YS 4) \$100 Perpetual Prefs	1,348.05	0.00
Sirtex Medical Limited	15,200.00	0.00
Suncorp Group Limited	(690.00)	0.00
Sundance Energy Australia Limited	778.05	0.00
Telstra Corporation Limited.	(12,129.60)	0.00
Vgi Partners Global Investments Limited	2,700.00	0.00
Wesfarmers Limited	4,499.88	0.00
Westpac \$100 Capital Notes IV	(510.88)	0.00
Westpac \$100 Conv. Pref. Shares	(1,265.80)	0.00
Westpac Banking Corporation	(631.62)	0.00
Woolworths Group Limited	4,980.00	0.00
Yojee Limited	(3,021.95)	0.00
	<u>12,246.99</u>	<u>0.00</u>
Units in Listed Unit Trusts (Australian)		
Goodman Plus Trust	137.95	0.00
MXUPA-TRANS PREF3-BBSW	82.05	0.00
Rural Funds Group	1,145.04	0.00
Sydney Airport - Fully Paid Stapled	35.00	0.00
	<u>1,400.04</u>	<u>0.00</u>
Other Revaluations	0.00	56,872.96
	<u>0.00</u>	<u>56,872.96</u>
Changes in Market Values	<u>19,136.82</u>	<u>56,872.96</u>
Total Income	<u>81,551.54</u>	<u>311,816.15</u>
Expenses		
Accountancy Fees	1,793.00	1,243.00
ASIC Fees	48.00	0.00
ATO Supervisory Levy	259.00	259.00
Auditor's Remuneration	550.00	550.00
Bank Charges	66.40	537.80

Refer to compilation report

CC'S SUPERANNUATION FUND**Detailed Operating Statement**

For the year ended 30 June 2018

	2018	2017
	\$	\$
Portfolio Management Fees	190.00	0.00
	<u>2,906.40</u>	<u>2,589.80</u>
Investment Expenses		
Investment Expenses	575.00	240.00
	<u>575.00</u>	<u>240.00</u>
Member Payments		
Pensions Paid		
CARSELDINE, CAROL FAY - Pension (Account Based Pension #101)	55,990.00	67,100.00
CARSELDINE, CAROL FAY - Pension (Account Based Pension #102)	6,910.00	0.00
CARSELDINE, CAROL FAY - Pension (Account Based Pension #103)	12,100.00	0.00
	<u>75,000.00</u>	<u>67,100.00</u>
Total Expenses	<u>78,481.40</u>	<u>69,929.80</u>
Benefits accrued as a result of operations before income tax	<u>3,070.14</u>	<u>241,886.35</u>
Income Tax Expense		
Income Tax Expense	(16,554.47)	0.00
Total Income Tax	<u>(16,554.47)</u>	<u>0.00</u>
Benefits accrued as a result of operations	<u>19,624.60</u>	<u>241,886.35</u>

Refer to compilation report

Members Statement

CAROL FAY CARSELDINE
6 MICHELLE PLACE
BOONDALL, Queensland, 4034, Australia

Your Details

Date of Birth : 26/09/1948
Age: 69
Tax File Number: Provided
Date Joined Fund: 17/06/2008
Service Period Start Date: 06/09/1988
Date Left Fund:
Member Code: CARCAR00001A
Account Start Date 17/06/2008
Account Phase: Accumulation Phase
Account Description: Accumulation

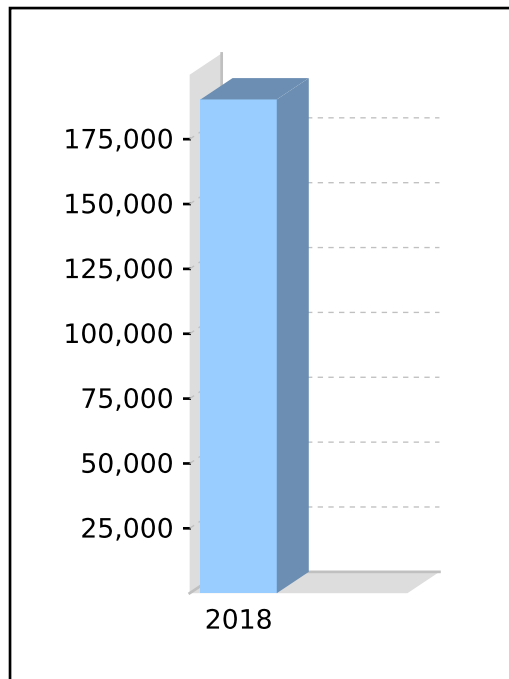
Nominated Beneficiaries N/A
Vested Benefits 190,314.51
Total Death Benefit 190,314.51

Your Balance

Total Benefits 190,314.51

Preservation Components
Preserved 180,530.23
Unrestricted Non Preserved 9,784.28
Restricted Non Preserved

Tax Components
Tax Free 136,287.35
Taxable 54,027.16



Your Detailed Account Summary

	This Year
Opening balance at 01/07/2017	180,530.23
<u>Increases to Member account during the period</u>	
Employer Contributions	
Personal Contributions (Concessional)	
Personal Contributions (Non Concessional)	
Government Co-Contributions	
Other Contributions	
Proceeds of Insurance Policies	
Transfers In	
Net Earnings	11,111.18
Internal Transfer In	
<u>Decreases to Member account during the period</u>	
Pensions Paid	
Contributions Tax	
Income Tax	1,326.90
No TFN Excess Contributions Tax	
Excess Contributions Tax	
Refund Excess Contributions	
Division 293 Tax	
Insurance Policy Premiums Paid	
Management Fees	
Member Expenses	
Benefits Paid/Transfers Out	
Superannuation Surcharge Tax	
Internal Transfer Out	
Closing balance at 30/06/2018	190,314.51

Members Statement

CAROL FAY CARSELDINE
6 MICHELLE PLACE
BOONDALL, Queensland, 4034, Australia

Your Details

Date of Birth : 26/09/1948
Age: 69
Tax File Number: Provided
Date Joined Fund: 17/06/2008
Service Period Start Date: 06/09/1988
Date Left Fund:
Member Code: CARCAR00002P
Account Start Date 01/07/2016
Account Phase: Retirement Phase
Account Description: Account Based Pension #101

Nominated Beneficiaries N/A
Vested Benefits 1,239,764.97
Total Death Benefit 1,239,764.97

Your Balance

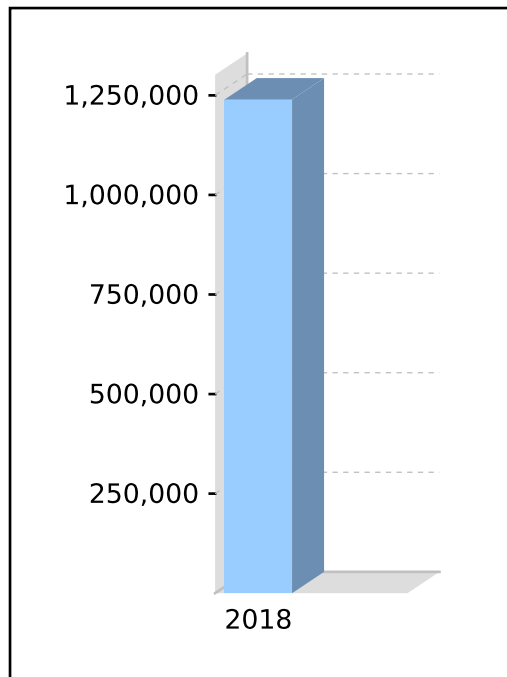
Total Benefits 1,239,764.97

Preservation Components

Preserved
Unrestricted Non Preserved 1,239,764.97
Restricted Non Preserved

Tax Components

Tax Free (75.49%) 935,932.96
Taxable 303,832.01



Your Detailed Account Summary

	This Year
Opening balance at 01/07/2017	1,221,939.47
<u>Increases to Member account during the period</u>	
Employer Contributions	
Personal Contributions (Concessional)	
Personal Contributions (Non Concessional)	
Government Co-Contributions	
Other Contributions	
Proceeds of Insurance Policies	
Transfers In	
Net Earnings	73,815.50
Internal Transfer In	
<u>Decreases to Member account during the period</u>	
Pensions Paid	55,990.00
Contributions Tax	
Income Tax	
No TFN Excess Contributions Tax	
Excess Contributions Tax	
Refund Excess Contributions	
Division 293 Tax	
Insurance Policy Premiums Paid	
Management Fees	
Member Expenses	
Benefits Paid/Transfers Out	
Superannuation Surcharge Tax	
Internal Transfer Out	
Closing balance at 30/06/2018	1,239,764.97

Members Statement

CAROL FAY CARSELDINE
6 MICHELLE PLACE
BOONDALL, Queensland, 4034, Australia

Your Details

Date of Birth : 26/09/1948
Age: 69
Tax File Number: Provided
Date Joined Fund: 17/06/2008
Service Period Start Date: 06/09/1988
Date Left Fund:
Member Code: CARCAR00003P
Account Start Date 01/07/2016
Account Phase: Retirement Phase
Account Description: Account Based Pension #102

Nominated Beneficiaries N/A
Vested Benefits 139,762.56
Total Death Benefit 139,762.56

Your Balance

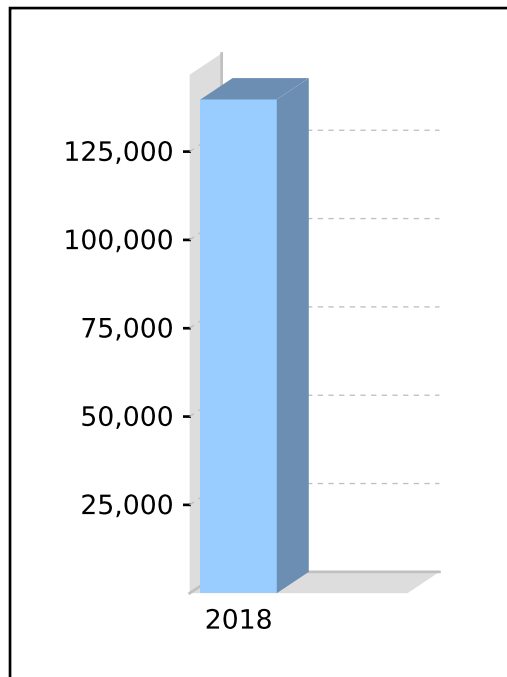
Total Benefits 139,762.56

Preservation Components

Preserved
Unrestricted Non Preserved 139,762.56
Restricted Non Preserved

Tax Components

Tax Free (99.92%) 139,651.68
Taxable 110.88



Your Detailed Account Summary

	This Year
Opening balance at 01/07/2017	138,209.64
<u>Increases to Member account during the period</u>	
Employer Contributions	
Personal Contributions (Concessional)	
Personal Contributions (Non Concessional)	
Government Co-Contributions	
Other Contributions	
Proceeds of Insurance Policies	
Transfers In	
Net Earnings	8,462.92
Internal Transfer In	
<u>Decreases to Member account during the period</u>	
Pensions Paid	6,910.00
Contributions Tax	
Income Tax	
No TFN Excess Contributions Tax	
Excess Contributions Tax	
Refund Excess Contributions	
Division 293 Tax	
Insurance Policy Premiums Paid	
Management Fees	
Member Expenses	
Benefits Paid/Transfers Out	
Superannuation Surcharge Tax	
Internal Transfer Out	
Closing balance at 30/06/2018	139,762.56

Members Statement

CAROL FAY CARSELDINE
6 MICHELLE PLACE
BOONDALL, Queensland, 4034, Australia

Your Details

Date of Birth : 26/09/1948
Age: 69
Tax File Number: Provided
Date Joined Fund: 17/06/2008
Service Period Start Date: 06/09/1988
Date Left Fund:
Member Code: CARCAR00004P
Account Start Date 01/07/2016
Account Phase: Retirement Phase
Account Description: Account Based Pension #103

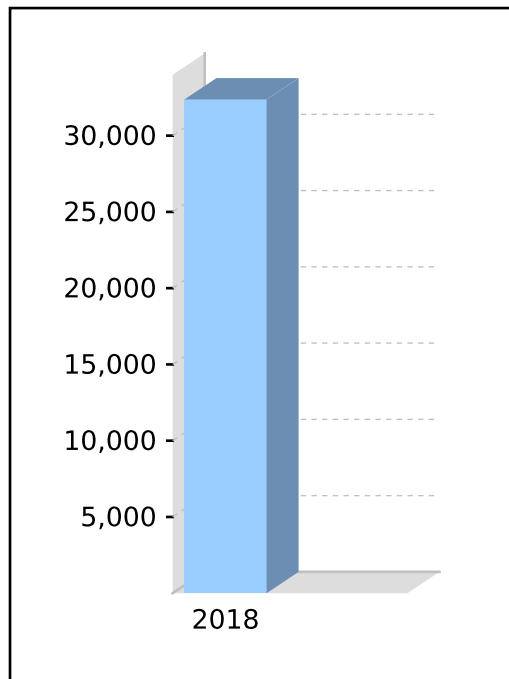
Nominated Beneficiaries N/A
Vested Benefits 32,373.52
Total Death Benefit 32,373.52

Your Balance

Total Benefits 32,373.52

Preservation Components
Preserved
Unrestricted Non Preserved 32,373.52
Restricted Non Preserved

Tax Components
Tax Free (99.97%) 32,364.77
Taxable 8.75



Your Detailed Account Summary

	This Year
Opening balance at 01/07/2017	41,911.61
<u>Increases to Member account during the period</u>	
Employer Contributions	
Personal Contributions (Concessional)	
Personal Contributions (Non Concessional)	
Government Co-Contributions	
Other Contributions	
Proceeds of Insurance Policies	
Transfers In	
Net Earnings	2,561.91
Internal Transfer In	
<u>Decreases to Member account during the period</u>	
Pensions Paid	12,100.00
Contributions Tax	
Income Tax	
No TFN Excess Contributions Tax	
Excess Contributions Tax	
Refund Excess Contributions	
Division 293 Tax	
Insurance Policy Premiums Paid	
Management Fees	
Member Expenses	
Benefits Paid/Transfers Out	
Superannuation Surcharge Tax	
Internal Transfer Out	
Closing balance at 30/06/2018	32,373.52

Members Statement

CAROL FAY CARSELDINE
6 MICHELLE PLACE
BOONDALL, Queensland, 4034, Australia

Your Details

Date of Birth : 26/09/1948
Age: 69
Tax File Number: Provided
Date Joined Fund: 17/06/2008
Service Period Start Date: 06/09/1988
Date Left Fund:
Member Code: Consolidated
Account Start Date 17/06/2008
Account Type: Consolidated
Account Description: Consolidated

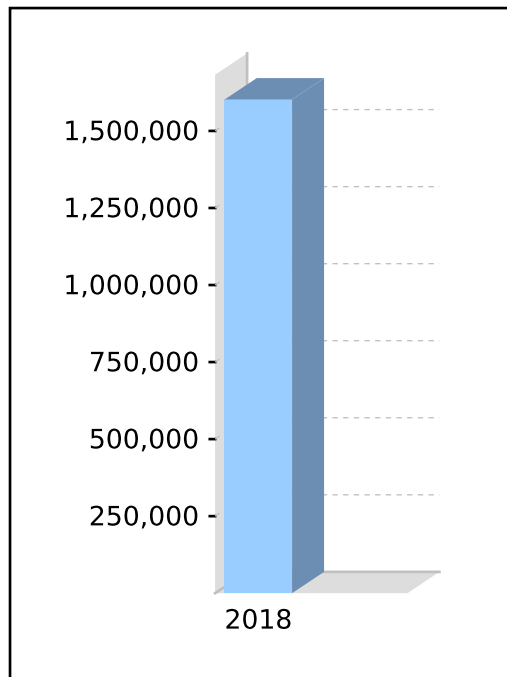
Vested Benefits 1,602,215.56
Total Death Benefit 1,602,215.56
Nominated Beneficiaries N/A

Your Balance

Total Benefits 1,602,215.56

Preservation Components
Preserved 180,530.23
Unrestricted Non Preserved 1,421,685.33
Restricted Non Preserved

Tax Components
Tax Free 1,244,236.76
Taxable 357,978.80



Your Detailed Account Summary

	This Year
Opening balance at 01/07/2017	1,582,590.95
<u>Increases to Member account during the period</u>	
Employer Contributions	
Personal Contributions (Concessional)	
Personal Contributions (Non Concessional)	
Government Co-Contributions	
Other Contributions	
Proceeds of Insurance Policies	
Transfers In	
Net Earnings	95,951.51
Internal Transfer In	
<u>Decreases to Member account during the period</u>	
Pensions Paid	75,000.00
Contributions Tax	
Income Tax	1,326.90
No TFN Excess Contributions Tax	
Excess Contributions Tax	
Refund Excess Contributions	
Division 293 Tax	
Insurance Policy Premiums Paid	
Management Fees	
Member Expenses	
Benefits Paid/Transfers Out	
Superannuation Surcharge Tax	
Internal Transfer Out	
Closing balance at 30/06/2018	1,602,215.56

CC'S SUPERANNUATION FUND

Members Summary Report

As at 30 June 2018



Opening Balance	Increases				Decreases						Closing Balance
	Contributions	Transfers In	Net Earnings	Insurance Proceeds	Pensions Paid	Contributions Tax	Taxes Paid	Benefits Paid/ Transfers Out	Insurance Premiums	Member Expenses	
CAROL FAY CARSELDINE (Age: 69)											
CARCAR00001A - Accumulation											
180,530.23	0.00	0.00	11,111.18	0.00	0.00	0.00	1,326.90	0.00	0.00	0.00	190,314.51
CARCAR00002P - Account Based Pension #101 - Tax Free: 75.49%											
1,221,939.47	0.00	0.00	73,815.50	0.00	55,990.00	0.00	0.00	0.00	0.00	0.00	1,239,764.97
CARCAR00003P - Account Based Pension #102 - Tax Free: 99.92%											
138,209.64	0.00	0.00	8,462.92	0.00	6,910.00	0.00	0.00	0.00	0.00	0.00	139,762.56
CARCAR00004P - Account Based Pension #103 - Tax Free: 99.97%											
41,911.61	0.00	0.00	2,561.91	0.00	12,100.00	0.00	0.00	0.00	0.00	0.00	32,373.52
1,582,590.95	0.00	0.00	95,951.51	0.00	75,000.00	0.00	1,326.90	0.00	0.00	0.00	1,602,215.56
1,582,590.95	0.00	0.00	95,951.51	0.00	75,000.00	0.00	1,326.90	0.00	0.00	0.00	1,602,215.56

Note 1: Summary of Significant Accounting Policies

The trustees have prepared the financial statements on the basis that the superannuation fund is a non-reporting entity because there are no users dependent on general purpose financial statements. The financial statements are therefore special purpose financial statements that have been prepared in order to meet the requirements of the Superannuation Industry (Supervision) Act 1993 and associated Regulations, the trust deed of the fund and the needs of members.

The financial statements have been prepared on a cash basis and are based on historical costs, except for investments which have been measured at market value.

The following significant accounting policies, which are consistent with the policies applied in the previous period unless otherwise stated, have been adopted in the preparation of the financial statements.

The financial statements were authorised for issue by the Director(s).

a. Measurement of Investments

The fund initially recognises:

- (i) an investment when it controls the future economic benefits expected to flow from the asset. For financial assets, the trade date is considered to be the date on which control of the future economic benefits attributable to the asset passes to the fund; and
- (ii) a financial liability on the date it becomes a party to the contractual provisions of the instrument.

Investments of the fund have been measured at market value, which refers to the amount that a willing buyer could reasonably be expected to pay to acquire the asset from a willing seller if the following assumptions were made:

- that the buyer and the seller deal with each other at arm's length in relation to the sale;
- that the sale occurred after proper marketing of the asset; and
- that the buyer and the seller acted knowledgeably and prudentially in relation to the sale.

Market value has been determined as follows:

- (i) shares and other securities listed on the Australian Securities Exchange by reference to the relevant market quotations at the end of the reporting period;
- (ii) units in managed funds by reference to the unit redemption price at the end of the reporting period;
- (iii) fixed-interest securities by reference to the redemption price at the end of the reporting period;
- (iv) unlisted investments are stated at trustees' assessment based on estimated market value at balance date or where necessary, an external valuer's opinion; and
- (v) investment properties at the trustees' assessment of the market value or where necessary a qualified independent valuer's opinion at the end of reporting period.

Financial liabilities, such as trade creditors and other payables, are measured at the gross value of the outstanding balance at the end of the reporting period. The trustees have determined that the gross values of the fund's financial liabilities is equivalent to their market values. Any remeasurement changes in the gross values of non-current financial liabilities (including liabilities for members' accrued benefits) are recognised in the operating statement in the periods in which they occur.

b. Cash and Cash Equivalents

Cash and cash equivalents include cash on hand and at call, deposits with banks and short-term, highly liquid investments that are readily convertible to cash and subject to an insignificant risk of change in value.

c. Revenue

Revenue is recognised at the fair value of the consideration received or receivable.

Interest revenue

Interest revenue is recognised in respect of fixed-interest securities, and cash and cash equivalent balances. Interest revenue is recognised upon receipt.

Notes to the Financial Statements

For the year ended 30 June 2018

Dividend revenue

Dividend revenue is recognised when the dividend has been paid or, in the case of dividend reinvestment schemes, when the dividend is credited to the benefit of the fund.

Rental revenue

Rental revenue arising from operating leases on investment properties is recognised upon receipt.

Distribution revenue

Distributions from unit trusts and managed funds are recognised as at the date the unit value is quoted ex-distribution and if not received at the end of the reporting period, are reflected in the statement of financial position as a receivable at market value.

Remeasurement changes in market values

Remeasurement changes in the market values of assets are recognised as income and determined as the difference between the market value at year-end or consideration received (if sold during the year) and the market value as at the prior year-end or cost (if acquired during the period).

d. Liability for Accrued Benefits

The liability for accrued benefits represents the fund's present obligation to pay benefits to members and beneficiaries, and has been calculated as the difference between the carrying amount of the assets and the carrying amount of the other payables and income tax liabilities as at the end of the reporting period.

e. Critical Accounting Estimates and Judgements

The preparation of financial statements requires the trustees to make judgements, estimates and assumptions that affect the application of accounting policies and the reported amounts of assets and liabilities, income and expenses. Actual results may differ from these estimates.

Estimates and underlying assumptions are reviewed on an ongoing basis. Revisions to accounting estimates are recognised in the period in which the estimate is revised and in any future period affected.

Note 2: Debt Securities (Bonds, Bills of Exchange, Promissory Notes)

	2018 \$	2017 \$
BENAU-BBSW+2.80%-29Jan 19c	20,330.00	21,438.61
G8-7.65%-7Aug19	0.00	10,898.31
MSL-7.25%-05Apr18	5,487.00	10,723.30
SYDAIR-ILB-3.76%-20Nov20	14,646.00	13,882.01
SYDAIR-ILB-3.12%-20Nov30	27,002.00	23,213.61
	67,465.00	80,155.84

Note 3: Fixed Interest Securities (Australian) - Unitised

	2018 \$	2017 \$
A.P.T. Pipelines Ltd (APA's \$100 Notes)	0.00	10,290.00

Notes to the Financial Statements

For the year ended 30 June 2018

Crown Ltd \$100 Notes II	20,310.00	19,700.00
Macquarie Bank Income Securities	33,204.00	30,624.00
National Australia Bank Income Securities	21,147.50	19,150.00
	74,661.50	79,764.00

Note 4: Shares in Listed Companies (Australian)

	2018 \$	2017 \$
AGL Energy Limited.	25,829.52	29,299.50
Australia And New Zealand Banking Group Limited	28,240.00	28,720.00
ANZ Capital Notes 4	52,309.50	52,375.00
A.N.Z. \$100 Cony. Pref. Shares (CP3)	39,657.61	40,329.50
Aurizon Holdings Limited	18,848.49	23,332.08
BHP Group Limited	33,910.00	23,280.00
Bank Of Queensland Limited.	33,647.38	37,807.90
Bt Investment Management Limited	0.00	12,620.42
Bubs Australia	10,006.03	5,000.00
Commonwealth Bank Of Australia.	202,870.08	230,543.04
Commonwealth Bank Of Australia. - Cap Note 3-Bbsw+5.20% Perp Non-Cum Red T-10-21	10,516.00	10,750.00
Dicker Data Limited	21,750.00	0.00
FBR Ltd	3,600.00	0.00
Freelancer Limited	2,200.00	3,925.00
G8 Education Limited	11,650.00	18,050.00
Grange Resources Limited.	3,500.00	0.00
Genetic Signatures Limited	7,636.06	8,048.82
Greencross Limited	22,400.00	30,250.00
HEALTHCOPE LIMITED	21,587.28	21,587.28
Icar Asia Limited	2,519.20	2,840.80
Kazia Therapeutics Limited	1,275.00	0.00
LBT Innovations Limited	2,300.00	5,100.00
Medibio Limited	1,350.00	0.00
Mount Gibson Iron Limited	870.00	660.00
Montgomery Global Equities Fund (managed Fund)	25,294.72	0.00

Notes to the Financial Statements

For the year ended 30 June 2018

Macquarie Group Limited	82,969.15	59,383.50
MQGPC-CAPS NOTE 3-BBSW + 4%	8,500.80	0.00
Nanosonics	15,800.00	12,700.00
Nearmap Ltd	11,350.00	6,050.00
Novogen Limited	0.00	1,500.00
Oncosil Medical Ltd	10,350.00	1,940.00
Panoramic Resources Limited	7,085.98	2,200.00
Pendal Group Limited	10,990.19	0.00
Redflow Limited	1,320.00	1,500.00
Ramsay 'CARES' (\$100 Cony. Adj. Rate Equity Secs)	21,398.00	21,380.00
Sundance Energy Australia Limited	3,800.00	0.00
Seek Limited	21,810.00	16,910.00
Sirtex Medical Limited	31,450.00	16,250.00
Suncorp Group Limited	43,770.00	44,460.00
Seven Group (TEL YS 4) \$100 Perpetual Prefs	39,710.00	30,000.00
Telstra Corporation Limited.	18,916.40	31,046.00
Vgi Partners Global Investments Limited	22,700.00	0.00
Westpac Banking Corporation	15,294.60	15,926.22
Westpac \$100 Conv. Pref. Shares	19,317.80	20,583.60
Westpac \$100 Capital Notes IV	31,811.50	32,322.38
Wesfarmers Limited	24,038.32	19,538.44
Woolworths Group Limited	30,520.00	25,540.00
Yojee Limited	2,700.00	0.00
	1,059,369.61	943,749.48

Note 5: Units in Listed Unit Trusts (Australian)

	2018	2017
	\$	\$
Goodman Plus Trust	0.00	12,096.00
MXUPA-TRANS PREF3-BBSW	31,160.00	15,298.00
Rural Funds Group	21,200.00	9,225.00
Sydney Airport - Fully Paid Stapled	3,580.00	3,545.00
	55,940.00	40,164.00

Notes to the Financial Statements

For the year ended 30 June 2018

Note 7: Liability for Accrued Benefits

	2018 \$	2017 \$
Liability for accrued benefits at beginning of year	1,582,590.95	0.00
Benefits accrued as a result of operations	19,624.61	241,886.35
Current year member movements	0.00	1,340,704.60
Liability for accrued benefits at end of year	1,602,215.56	1,582,590.95

Note 8: Vested Benefits

Vested benefits are benefits that are not conditional upon continued membership of the fund (or any factor other than resignation from the plan) and include benefits which members were entitled to receive had they terminated their fund membership as at the end of the reporting period.

	2018 \$	2017 \$
Vested Benefits	1,602,215.56	1,582,590.95

Note 9: Guaranteed Benefits

No guarantees have been made in respect of any part of the liability for accrued benefits.

Note 10: Dividends

	2018 \$	2017 \$
A.N.Z. \$100 Cony. Pref. Shares (CP3)	1,942.00	0.00
AGL Energy Limited.	1,194.96	0.00
ANZ Capital Notes 4	2,274.25	0.00
Aurizon Holdings Limited	996.84	0.00
Australia And New Zealand Banking Group Limited	1,600.00	0.00
BHP Group Limited	1,235.34	0.00
Bank Of Queensland Limited.	2,773.68	0.00
Bt Investment Management Limited	499.05	0.00
Commonwealth Bank Of Australia.	11,971.20	0.00
Commonwealth Bank Of Australia. - Cap Note 3-Bsw+5.20% Perp Non-Cum Red T-10-21	489.41	0.00

Notes to the Financial Statements

For the year ended 30 June 2018

Dicker Data Limited	1,290.00	0.00
Dividends Received	0.00	59,079.26
G8 Education Limited	1,100.00	0.00
Grange Resources Limited.	200.00	0.00
Greencross Limited	975.00	0.00
HEALTHCOPE LIMITED	654.46	0.00
Macquarie Group Limited	3,254.35	0.00
Mount Gibson Iron Limited	40.00	0.00
Ramsay 'CARES' (\$100 Cony. Adj. Rate Equity Secs)	948.16	0.00
Seek Limited	450.00	0.00
Seven Group (TEL YS 4) \$100 Perpetual Prefs	2,322.20	0.00
Sirtex Medical Limited	300.00	0.00
Suncorp Group Limited	2,190.00	0.00
Telstra Corporation Limited.	1,913.30	0.00
Wesfarmers Limited	1,086.01	0.00
Westpac \$100 Capital Notes IV	1,059.74	0.00
Westpac \$100 Conv. Pref. Shares	891.28	0.00
Westpac Banking Corporation	981.36	0.00
Woolworths Group Limited	930.00	0.00
	45,562.59	59,079.26

Note 11: Trust Distributions

	2018 \$	2017 \$
Sydney Airport - Fully Paid Stapled	172.50	0.00
MXUPA-TRANS PREF3-BBSW	1,714.00	0.00
Rural Funds Group	626.89	0.00
Goodman Plus Trust	169.68	0.00
Montgomery global Equities Fund	618.00	0.00
Distributions Received	0.00	1,748.69
	3,301.07	1,748.69

Note 12: Unrealised Movements in Market Value

	2018 \$	2017 \$
Debt Securities (Bonds, Bills of Exchange, Promissory Notes)		

Notes to the Financial Statements

For the year ended 30 June 2018

BENAU-BBSW+2.80%-29Jan 19c	(1,108.61)	0.00
G8-7.65%-7Aug19	(181.68)	0.00
MSL-7.25%-05Apr18	(5,236.30)	0.00
SYDAIR-ILB-3.12%-20Nov30	3,788.39	0.00
SYDAIR-ILB-3.76%-20Nov20	763.99	0.00
	(1,974.21)	0.00
Fixed Interest Securities (Australian) - Unitised		
A.P.T. Pipelines Ltd (APA's \$100 Notes)	(290.00)	0.00
Crown Ltd \$100 Notes II	610.00	0.00
Macquarie Bank Income Securities	2,580.00	0.00
National Australia Bank Income Securities	1,997.50	0.00
	4,897.50	0.00
Other Revaluations		
Other Revaluations	0.00	56,872.96
	0.00	56,872.96
Shares in Listed Companies (Australian)		
A.N.Z. \$100 Cony. Pref. Shares (CP3)	(671.89)	0.00
AGL Energy Limited.	(3,469.98)	0.00
ANZ Capital Notes 4	(65.50)	0.00
Aurizon Holdings Limited	(4,483.59)	0.00
Australia And New Zealand Banking Group Limited	(480.00)	0.00
BHP Group Limited	10,630.00	0.00
Bank Of Queensland Limited.	(4,160.52)	0.00
Bt Investment Management Limited	(3,526.62)	0.00
Bubs Australia	6,170.40	0.00
Commonwealth Bank Of Australia.	(27,672.96)	0.00
Commonwealth Bank Of Australia. - Cap Note 3-Bbsw+5.20% Perp Non-Cum Red T-10-21	(234.00)	0.00
Dicker Data Limited	2,370.05	0.00
FBR Ltd	(1,421.95)	0.00

Notes to the Financial Statements

For the year ended 30 June 2018

Freelancer Limited	(1,725.00)	0.00
G8 Education Limited	(6,400.00)	0.00
Genetic Signatures Limited	(412.76)	0.00
Grange Resources Limited.	378.05	0.00
Greencross Limited	(7,850.00)	0.00
Icar Asia Limited	(321.60)	0.00
Kazia Therapeutics Limited	(3,546.95)	0.00
LBT Innovations Limited	(2,800.00)	0.00
MQGPC-CAPS NOTE 3-BBSW + 4%	100.80	0.00
Macquarie Group Limited	23,585.65	0.00
Medibio Limited	(2,171.95)	0.00
Montgomery Global Equities Fund (managed Fund)	1,294.72	0.00
Mount Gibson Iron Limited	210.00	0.00
Nanosonics	3,100.00	0.00
Nearmap Ltd	5,300.00	0.00
Novogen Limited	3,321.95	0.00
Oncosil Medical Ltd	5,410.00	0.00
Panoramic Resources Limited	4,400.12	0.00
Pendal Group Limited	1,896.39	0.00
Ramsay 'CARES' (\$100 Cony. Adj. Rate Equity Secs)	18.00	0.00
Redflow Limited	(680.00)	0.00
Seek Limited	4,900.00	0.00
Seven Group (TEL YS 4) \$100 Perpetual Prefs	1,348.05	0.00
Sirtex Medical Limited	15,200.00	0.00
Suncorp Group Limited	(690.00)	0.00
Sundance Energy Australia Limited	778.05	0.00
Telstra Corporation Limited.	(12,129.60)	0.00
Vgi Partners Global Investments Limited	2,700.00	0.00
Wesfarmers Limited	4,499.88	0.00
Westpac \$100 Capital Notes IV	(510.88)	0.00

Notes to the Financial Statements

For the year ended 30 June 2018

Westpac \$100 Conv. Pref. Shares	(1,265.80)	0.00
Westpac Banking Corporation	(631.62)	0.00
Woolworths Group Limited	4,980.00	0.00
Yojee Limited	(3,021.95)	0.00
	<u>12,246.99</u>	<u>0.00</u>
Units in Listed Unit Trusts (Australian)		
Goodman Plus Trust	137.95	0.00
MXUPA-TRANS PREF3-BBSW	82.05	0.00
Rural Funds Group	1,145.04	0.00
Sydney Airport - Fully Paid Stapled	35.00	0.00
	<u>1,400.04</u>	<u>0.00</u>
Total Unrealised Movement	16,570.32	56,872.96
Realised Movements in Market Value		
	2018	2017
	\$	\$
Debt Securities (Bonds, Bills of Exchange, Promissory Notes)		
G8-7.65%-7Aug19	(516.63)	0.00
	<u>(516.63)</u>	<u>0.00</u>
Shares in Listed Companies (Australian)		
Bubs Australia	3,317.08	0.00
	<u>3,317.08</u>	<u>0.00</u>
Units in Listed Unit Trusts (Australian)		
Goodman Plus Trust	(233.95)	0.00
	<u>(233.95)</u>	<u>0.00</u>
Total Realised Movement	2,566.50	0.00
Changes in Market Values	19,136.82	56,872.96
Note 13: Income Tax Expense		
	2018	2017
	\$	\$
The components of tax expense comprise		

Notes to the Financial Statements

For the year ended 30 June 2018

Current Tax	(16,554.47)	0.00
Income Tax Expense	(16,554.47)	0.00

The prima facie tax on benefits accrued before income tax is reconciled to the income tax as follows:

Prima facie tax payable on benefits accrued before income tax at 15%	460.52	0.00
Less:		
Tax effect of:		
Increase in MV of Investments	2,485.55	0.00
Exempt Pension Income	10,855.35	0.00
Realised Accounting Capital Gains	384.98	0.00
Accounting Trust Distributions	495.16	0.00
Add:		
Tax effect of:		
SMSF Non-Deductible Expenses	427.20	0.00
Pension Payments	11,250.00	0.00
Franking Credits	2,682.21	0.00
Net Capital Gains	418.95	0.00
Taxable Trust Distributions	308.80	0.00
Rounding	0.26	0.00
Income Tax on Taxable Income or Loss	1,326.90	0.00
Less credits:		
Franking Credits	17,881.37	0.00
Current Tax or Refund	(16,554.47)	0.00

CC'S SUPERANNUATION FUND

General Ledger

For The Period 01 July 2017 - 30 June 2018

Transaction Date	Description	Units	Debit	Credit	Balance \$
Distributions Received (23800)					
<u>Goodman Plus Trust (GMPPA.AX)</u>					
02/10/2017				169.68	169.68 CR
				169.68	169.68 CR
<u>Montgomery global Equities Fund (MOGL.AX)</u>					
30/06/2018				618.00	618.00 CR
				618.00	618.00 CR
<u>MXUPA-TRANS PREF3-BBSW (MXUPA-TRANS.AX)</u>					
07/07/2017	\$282.00 income should have been included in 2017 but was not so have to account for in 2018			282.00	282.00 CR
17/10/2017	Multiplex			282.00	564.00 CR
16/01/2018	multiplex [System Matched Income Data]			282.00	846.00 CR
17/04/2018	multiplex [System Matched Income Data]			280.00	1,126.00 CR
30/06/2018				588.00	1,714.00 CR
				1,714.00	1,714.00 CR
<u>Rural Funds Group (RFF.AX)</u>					
31/10/2017				125.38	125.38 CR
31/01/2018				125.38	250.76 CR
30/04/2018				125.38	376.14 CR
30/06/2018				250.75	626.89 CR
				626.89	626.89 CR
<u>Sydney Airport - Fully Paid Stapled (SYD.AX)</u>					
14/08/2017				82.50	82.50 CR
14/02/2018				90.00	172.50 CR
				172.50	172.50 CR
Dividends Received (23900)					
<u>AGL Energy Limited. (AGL.AX)</u>					
22/09/2017				574.50	574.50 CR
26/03/2018				620.46	1,194.96 CR
				1,194.96	1,194.96 CR
<u>Australia And New Zealand Banking Group Limited (ANZ.AX)</u>					
03/07/2017				800.00	800.00 CR
18/12/2017				800.00	1,600.00 CR
				1,600.00	1,600.00 CR
<u>ANZ Capital Notes 4 (ANZPG.AX)</u>					
20/09/2017				566.35	566.35 CR
18/12/2017				559.35	1,125.70 CR
20/03/2018				560.55	1,686.25 CR
20/06/2018				588.00	2,274.25 CR
				2,274.25	2,274.25 CR
<u>A.N.Z. \$100 Cony. Pref. Shares (CP3) (ANZPH.AX)</u>					
01/09/2017				710.17	710.17 CR
28/09/2017				102.14	812.31 CR
18/12/2017				346.45	1,158.76 CR

CC'S SUPERANNUATION FUND

General Ledger

For The Period 01 July 2017 - 30 June 2018

Transaction Date	Description	Units	Debit	Credit	Balance \$
20/03/2018				381.45	1,540.21 CR
20/06/2018				401.79	1,942.00 CR
				1,942.00	1,942.00 CR
<u>Aurizon Holdings Limited (AZJ.AX)</u>					
25/09/2017				387.42	387.42 CR
26/03/2018				609.42	996.84 CR
				996.84	996.84 CR
<u>BHP Group Limited (BHP.AX)</u>					
26/09/2017				529.49	529.49 CR
27/03/2018				705.85	1,235.34 CR
				1,235.34	1,235.34 CR
<u>Bank Of Queensland Limited. (BOQ.AX)</u>					
23/11/2017				1,518.92	1,518.92 CR
17/05/2018				1,254.76	2,773.68 CR
				2,773.68	2,773.68 CR
<u>Bt Investment Management Limited (BTT.AX)</u>					
05/07/2017				210.71	210.71 CR
20/12/2017				288.34	499.05 CR
				499.05	499.05 CR
<u>Commonwealth Bank Of Australia. (CBA.AX)</u>					
29/09/2017				6,403.20	6,403.20 CR
28/03/2018				5,568.00	11,971.20 CR
				11,971.20	11,971.20 CR
<u>Commonwealth Bank Of Australia. - Cap Note 3-Bbsw+5.20% Perp Non-Cum Red T-10-21 (CBAPE.AX)</u>					
15/09/2017	PERLS [System Matched Income Data]			122.10	122.10 CR
15/12/2017				120.77	242.87 CR
15/03/2018				120.30	363.17 CR
15/06/2018				126.24	489.41 CR
				489.41	489.41 CR
<u>Dicker Data Limited (DDR.AX)</u>					
01/09/2017				300.00	300.00 CR
01/12/2017				300.00	600.00 CR
02/03/2018				360.00	960.00 CR
01/06/2018				330.00	1,290.00 CR
				1,290.00	1,290.00 CR
<u>G8 Education Limited (GEM.AX)</u>					
07/07/2017				300.00	300.00 CR
06/10/2017				300.00	600.00 CR
22/03/2018				500.00	1,100.00 CR
				1,100.00	1,100.00 CR
<u>Grange Resources Limited. (GRR.AX)</u>					
28/03/2018	Granges REsource [System Matched Income Data]			200.00	200.00 CR
				200.00	200.00 CR
<u>Greencross Limited (GXL.AX)</u>					

CC'S SUPERANNUATION FUND

General Ledger

For The Period 01 July 2017 - 30 June 2018

Transaction Date	Description	Units	Debit	Credit	Balance \$
06/10/2017				475.00	475.00 CR
23/03/2018				500.00	975.00 CR
				975.00	975.00 CR
<u>HEALTHCOPE LIMITED (HSO.AX)</u>					
28/09/2017				341.88	341.88 CR
23/03/2018				312.58	654.46 CR
				654.46	654.46 CR
<u>Mount Gibson Iron Limited (MGX.AX)</u>					
16/10/2017				40.00	40.00 CR
				40.00	40.00 CR
<u>Macquarie Group Limited (MQG.AX)</u>					
03/07/2017				1,878.80	1,878.80 CR
13/12/2017				1,375.55	3,254.35 CR
				3,254.35	3,254.35 CR
<u>Ramsay 'CARES' (\$100 Conv. Adj. Rate Equity Secs) (RHCPA.AX)</u>					
20/10/2017				477.66	477.66 CR
20/04/2018				470.50	948.16 CR
				948.16	948.16 CR
<u>Seek Limited (SEK.AX)</u>					
13/10/2017				210.00	210.00 CR
13/04/2018				240.00	450.00 CR
				450.00	450.00 CR
<u>Sirtex Medical Limited (SRX.AX)</u>					
18/10/2017				300.00	300.00 CR
				300.00	300.00 CR
<u>Suncorp Group Limited (SUN.AX)</u>					
20/09/2017				1,200.00	1,200.00 CR
05/04/2018				990.00	2,190.00 CR
				2,190.00	2,190.00 CR
<u>Seven Group (TEL YS 4) \$100 Perpetual Prefs (SVWPA.AX)</u>					
30/11/2017				1,159.00	1,159.00 CR
31/05/2018				1,163.20	2,322.20 CR
				2,322.20	2,322.20 CR
<u>Telstra Corporation Limited. (TLS.AX)</u>					
28/09/2017				1,119.10	1,119.10 CR
29/03/2018				794.20	1,913.30 CR
				1,913.30	1,913.30 CR
<u>Westpac Banking Corporation (WBC.AX)</u>					
04/07/2017				490.68	490.68 CR
22/12/2017				490.68	981.36 CR
				981.36	981.36 CR
<u>Westpac \$100 Conv. Pref. Shares (WBCPC.AX)</u>					
02/10/2017				368.16	368.16 CR
13/03/2018				324.58	692.74 CR
21/06/2018				198.54	891.28 CR

CC'S SUPERANNUATION FUND

General Ledger

For The Period 01 July 2017 - 30 June 2018

Transaction Date	Description	Units	Debit	Credit	Balance \$
				891.28	891.28 CR
	<u>Westpac \$100 Capital Notes IV (WBCPG.AX)</u>				
02/10/2017				355.72	355.72 CR
02/01/2018				351.84	707.56 CR
03/04/2018				352.18	1,059.74 CR
				1,059.74	1,059.74 CR
	<u>Wesfarmers Limited (WES.AX)</u>				
28/09/2017				584.40	584.40 CR
05/04/2018				501.61	1,086.01 CR
				1,086.01	1,086.01 CR
	<u>Woolworths Group Limited (WOW.AX)</u>				
06/10/2017				500.00	500.00 CR
06/04/2018				430.00	930.00 CR
				930.00	930.00 CR
Changes in Market Values of Investments (24700)					
<u>Changes in Market Values of Investments (24700)</u>					
07/08/2017	(G8BOND)		516.63		516.63 DR
07/08/2017	Unrealised Gain writeback as at 07/08/2017 (G8BOND)		181.68		698.31 DR
31/08/2017	(BUB.AX)			3,317.08	2,618.77 CR
31/08/2017	Unrealised Gain writeback as at 31/08/2017 (BUB.AX)			410.98	3,029.75 CR
02/10/2017	(GMPPA.AX)		233.95		2,795.80 CR
02/10/2017	Unrealised Gain writeback as at 02/10/2017 (GMPPA.AX)			137.95	2,933.75 CR
03/04/2018	Unrealised Gain writeback as at 03/04/2018 (AQHHA.AX)		290.00		2,643.75 CR
30/06/2018	Revaluation - 29/06/2018 @ \$106.990000 (System Price) - 200.000000 Units on hand (RHCPA.AX)			18.00	2,661.75 CR
30/06/2018	Revaluation - 29/06/2018 @ \$33.910000 (System Price) - 1,000.000000 Units on hand (BHP.AX)			10,630.00	13,291.75 CR
30/06/2018	Revaluation - 29/06/2018 @ \$3.160000 (System Price) - 5,000.000000 Units on hand (NAN.AX)			3,100.00	16,391.75 CR
30/06/2018	Revaluation - 30/06/2018 @ \$146.460000 (Exit) - 100.000000 Units on hand (SYDBOND201120)			763.99	17,155.74 CR
30/06/2018	Revaluation - 29/06/2018 @ \$0.175000 (System Price) - 20,000.000000 Units on hand (GRR.AX)			378.05	17,533.79 CR
30/06/2018	Revaluation - 29/06/2018 @ \$0.135000 (System Price) - 10,000.000000 Units on hand (MEB.AX)		2,171.95		15,361.84 CR
30/06/2018	Revaluation - 29/06/2018 @ \$72.870000 (System Price) - 2,784.000000 Units on hand (CBA.AX)		27,672.96		12,311.12 DR
30/06/2018	Revaluation - 29/06/2018 @ \$1.135000 (System Price) - 10,000.000000 Units on hand (NEA.AX)			5,300.00	7,011.12 DR

CC'S SUPERANNUATION FUND

General Ledger

For The Period 01 July 2017 - 30 June 2018

Transaction Date	Description	Units	Debit	Credit	Balance \$
30/06/2018	Revaluation - 29/06/2018 @ \$2.270000 (System Price) - 10,000.000000 Units on hand (VG1.AX)			2,700.00	4,311.12 DR
30/06/2018	Revaluation - 30/06/2018 @ \$54.870000 (Exit) - 100.000000 Units on hand (MSLBOND)		5,236.30		9,547.42 DR
30/06/2018	Revaluation - 30/06/2018 @ \$0.000000 - 0.000000 Units on hand (BTT.AX)		3,526.62		13,074.04 DR
30/06/2018	Revaluation - 29/06/2018 @ \$100.399000 (System Price) - 395.000000 Units on hand (ANZPH.AX)		671.89		13,745.93 DR
30/06/2018	Revaluation - 29/06/2018 @ \$0.620000 (System Price) - 11,429.000000 Units on hand (PAN.AX)			4,400.12	9,345.81 DR
30/06/2018	Revaluation - 29/06/2018 @ \$2.900000 (System Price) - 7,500.000000 Units on hand (DDR.AX)			2,370.05	6,975.76 DR
30/06/2018	Revaluation - 29/06/2018 @ \$4.330000 (System Price) - 4,353.000000 Units on hand (AZJ.AX)		4,483.59		11,459.35 DR
30/06/2018	Revaluation - 30/06/2018 @ \$96.589000 (Custom) - 200.000000 Units on hand (WBCPC.AX)		1,265.80		12,725.15 DR
30/06/2018	Revaluation - 29/06/2018 @ \$0.370000 (System Price) - 20,638.000000 Units on hand (GSS.AX)		412.76		13,137.91 DR
30/06/2018	Revaluation - 29/06/2018 @ \$0.230000 (System Price) - 45,000.000000 Units on hand (OSL.AX)			5,410.00	7,727.91 DR
30/06/2018	Revaluation - 29/06/2018 @ \$123.650000 (System Price) - 671.000000 Units on hand (MQG.AX)			23,585.65	15,857.74 CR
30/06/2018	Revaluation - 29/06/2018 @ \$14.590000 (System Price) - 3,000.000000 Units on hand (SUN.AX)		690.00		15,167.74 CR
30/06/2018	Revaluation - 29/06/2018 @ \$0.440000 (System Price) - 5,000.000000 Units on hand (FLN.AX)		1,725.00		13,442.74 CR
30/06/2018	Revaluation - 29/06/2018 @ \$21.810000 (System Price) - 1,000.000000 Units on hand (SEK.AX)			4,900.00	18,342.74 CR
30/06/2018	Revaluation - 30/06/2018 @ \$135.010000 (Exit) - 200.000000 Units on hand (SYDBOND201130)			3,788.39	22,131.13 CR
30/06/2018	Revaluation - 30/06/2018 @ \$0.000000 - 0.000000 Units on hand (NRT.AX)			3,321.95	25,453.08 CR
30/06/2018	Revaluation - 29/06/2018 @ \$29.300000 (System Price) - 522.000000 Units on hand (WBC.AX)		631.62		24,821.46 CR
30/06/2018	Revaluation - 29/06/2018 @ \$49.360000 (System Price) - 487.000000 Units on hand (WES.AX)			4,499.88	29,321.34 CR
30/06/2018	Revaluation - 29/06/2018 @ \$4.480000 (System Price) -		7,850.00		21,471.34 CR

CC'S SUPERANNUATION FUND

General Ledger

For The Period 01 July 2017 - 30 June 2018

Transaction Date	Description	Units	Debit	Credit	Balance \$
	5,000.000000 Units on hand (GXL.AX)				
30/06/2018	Revaluation - 30/06/2018 @ \$101.650000 (Exit) - 200.000000 Units on hand (BENBOND)		1,108.61		20,362.73 CR
30/06/2018	Revaluation - 29/06/2018 @ \$0.435000 (System Price) - 2,000.000000 Units on hand (MGX.AX)			210.00	20,572.73 CR
30/06/2018	Revaluation - 29/06/2018 @ \$0.076000 (System Price) - 50,000.000000 Units on hand (SEA.AX)			778.05	21,350.78 CR
30/06/2018	Revaluation - 29/06/2018 @ \$22.480000 (System Price) - 1,149.000000 Units on hand (AGL.AX)		3,469.98		17,880.80 CR
30/06/2018	Revaluation - 29/06/2018 @ \$0.425000 (System Price) - 3,000.000000 Units on hand (KZA.AX)		3,546.95		14,333.85 CR
30/06/2018	Revaluation - 29/06/2018 @ \$0.135000 (System Price) - 20,000.000000 Units on hand (YOJ.AX)		3,021.95		11,311.90 CR
30/06/2018	Revaluation - 29/06/2018 @ \$84.590000 (System Price) - 250.000000 Units on hand (NABHA.AX)			1,997.50	13,309.40 CR
30/06/2018	Revaluation - 29/06/2018 @ \$105.160000 (System Price) - 100.000000 Units on hand (CBAPE.AX)		234.00		13,075.40 CR
30/06/2018	Revaluation - 27/06/2018 @ \$0.180000 (System Price) - 20,000.000000 Units on hand (FBR.AX)		1,421.95		11,653.45 CR
30/06/2018	Revaluation - 29/06/2018 @ \$28.240000 (System Price) - 1,000.000000 Units on hand (ANZ.AX)		480.00		11,173.45 CR
30/06/2018	Revaluation - 29/06/2018 @ \$3.520000 (System Price) - 7,186.000000 Units on hand (MOGL.AX)			1,294.72	12,468.17 CR
30/06/2018	Revaluation - 29/06/2018 @ \$0.115000 (System Price) - 20,000.000000 Units on hand (LBT.AX)		2,800.00		9,668.17 CR
30/06/2018	Revaluation - 29/06/2018 @ \$7.160000 (System Price) - 500.000000 Units on hand (SYD.AX)			35.00	9,703.17 CR
30/06/2018	Revaluation - 30/06/2018 @ \$77.900000 (System Price) - 400.000000 Units on hand (MXUPA-TRANS.AX)			82.05	9,785.22 CR
30/06/2018	Revaluation - 29/06/2018 @ \$0.235000 (System Price) - 10,720.000000 Units on hand (ICQ.AX)		321.60		9,463.62 CR
30/06/2018	Revaluation - 29/06/2018 @ \$83.010000 (System Price) - 400.000000 Units on hand (MBLHB.AX)			2,580.00	12,043.62 CR
30/06/2018	Revaluation - 29/06/2018 @ \$2.620000 (System Price) - 7,220.000000 Units on hand (TLS.AX)		12,129.60		85.98 DR

CC'S SUPERANNUATION FUND

General Ledger

For The Period 01 July 2017 - 30 June 2018

Transaction Date	Description	Units	Debit	Credit	Balance \$
30/06/2018	Revaluation - 29/06/2018 @ \$9.910000 (System Price) - 1,109.000000 Units on hand (PDL.AX)			1,896.39	1,810.41 CR
30/06/2018	Revaluation - 29/06/2018 @ \$31.450000 (System Price) - 1,000.000000 Units on hand (SRX.AX)			15,200.00	17,010.41 CR
30/06/2018	Revaluation - 29/06/2018 @ \$0.775000 (System Price) - 12,911.000000 Units on hand (BUB.AX)			5,759.42	22,769.83 CR
30/06/2018	Revaluation - 29/06/2018 @ \$0.088000 (System Price) - 15,000.000000 Units on hand (RFX.AX)		680.00		22,089.83 CR
30/06/2018	Revaluation - 30/06/2018 @ \$101.200000 (System Price) - 84.000000 Units on hand (MQGPC-CAP.AX)			100.80	22,190.63 CR
30/06/2018	Revaluation - 29/06/2018 @ \$79.420000 (System Price) - 500.000000 Units on hand (SVWPA.AX)			1,348.05	23,538.68 CR
30/06/2018	Revaluation - 29/06/2018 @ \$104.300000 (System Price) - 305.000000 Units on hand (WBPCPG.AX)		510.88		23,027.80 CR
30/06/2018	Revaluation - 29/06/2018 @ \$104.619000 (System Price) - 500.000000 Units on hand (ANZPG.AX)		65.50		22,962.30 CR
30/06/2018	Revaluation - 29/06/2018 @ \$101.550000 (System Price) - 200.000000 Units on hand (CWNHB.AX)			610.00	23,572.30 CR
30/06/2018	Revaluation - 29/06/2018 @ \$2.330000 (System Price) - 5,000.000000 Units on hand (GEM.AX)		6,400.00		17,172.30 CR
30/06/2018	Revaluation - 29/06/2018 @ \$10.190000 (System Price) - 3,302.000000 Units on hand (BOQ.AX)		4,160.52		13,011.78 CR
30/06/2018	Revaluation - 29/06/2018 @ \$2.120000 (System Price) - 10,000.000000 Units on hand (RFF.AX)			1,145.04	14,156.82 CR
30/06/2018	Revaluation - 29/06/2018 @ \$30.520000 (System Price) - 1,000.000000 Units on hand (WOW.AX)			4,980.00	19,136.82 CR
			97,912.29	117,049.11	19,136.82 CR
Interest Received (25000)					
<u>A.P.T. Pipelines Ltd (APA's \$100 Notes) (AQHHA.AX)</u>					
02/10/2017				156.53	156.53 CR
02/01/2018				156.40	312.93 CR
03/04/2018				155.10	468.03 CR
				468.03	468.03 CR
<u>Bankwest Account #8615 (BANKWEST8615)</u>					
31/07/2017				1.86	1.86 CR
31/08/2017				1.86	3.72 CR

CC'S SUPERANNUATION FUND

General Ledger

For The Period 01 July 2017 - 30 June 2018

Transaction Date	Description	Units	Debit	Credit	Balance \$
29/09/2017				1.75	5.47 CR
31/10/2017				1.93	7.40 CR
30/11/2017				1.81	9.21 CR
29/12/2017				1.75	10.96 CR
31/01/2018				2.00	12.96 CR
28/02/2018				1.70	14.66 CR
29/03/2018				1.76	16.42 CR
30/04/2018				1.94	18.36 CR
31/05/2018				1.89	20.25 CR
29/06/2018				1.77	22.02 CR
				22.02	22.02 CR
<u>BENAU-BBSW+2.80%-29Jan 19c (BENBOND)</u>					
31/07/2017				234.10	234.10 CR
30/10/2017				223.88	457.98 CR
29/01/2018				223.88	681.86 CR
30/04/2018				228.37	910.23 CR
				910.23	910.23 CR
<u>Crown Ltd \$100 Notes II (CWNHB.AX)</u>					
14/09/2017				288.00	288.00 CR
14/12/2017				286.00	574.00 CR
14/03/2018				284.00	858.00 CR
14/06/2018				300.00	1,158.00 CR
				1,158.00	1,158.00 CR
<u>G8-7.65%-7Aug19 (G8BOND)</u>					
07/08/2017				382.50	382.50 CR
				382.50	382.50 CR
<u>Macquarie Bank Account #2183 (MAQ2183)</u>					
31/07/2017				12.41	12.41 CR
31/08/2017				23.04	35.45 CR
29/09/2017				24.87	60.32 CR
31/10/2017				26.06	86.38 CR
30/11/2017				25.62	112.00 CR
29/12/2017				26.73	138.73 CR
31/01/2018				19.30	158.03 CR
28/02/2018				17.84	175.87 CR
29/03/2018				20.10	195.97 CR
30/04/2018				19.76	215.73 CR
31/05/2018				14.41	230.14 CR
				230.14	230.14 CR
<u>Macquarie Bank Income Securities (MBLHB.AX)</u>					
07/07/2017				346.05	346.05 CR
16/10/2017				342.79	688.84 CR
15/01/2018				342.79	1,031.63 CR
16/04/2018				345.21	1,376.84 CR
				1,376.84	1,376.84 CR
<u>Suncorp Investment Account #3120 (MET3120)</u>					

CC'S SUPERANNUATION FUND

General Ledger

For The Period 01 July 2017 - 30 June 2018

Transaction Date	Description	Units	Debit	Credit	Balance \$
31/07/2017				9.74	9.74 CR
31/08/2017				9.76	19.50 CR
30/09/2017				9.44	28.94 CR
31/10/2017				9.77	38.71 CR
30/11/2017				9.47	48.18 CR
31/12/2017				9.79	57.97 CR
31/01/2018				9.81	67.78 CR
28/02/2018				8.86	76.64 CR
31/03/2018				9.82	86.46 CR
30/04/2018				9.52	95.98 CR
31/05/2018				9.84	105.82 CR
30/06/2018				9.54	115.36 CR
				115.36	115.36 CR
<u>Suncorp Investment Account #3440 (MET3440)</u>					
31/07/2017				182.46	182.46 CR
05/08/2017				175.48	357.94 CR
31/08/2017				172.80	530.74 CR
30/09/2017				146.10	676.84 CR
31/10/2017				148.73	825.57 CR
30/11/2017				93.37	918.94 CR
07/12/2017				543.00	1,461.94 CR
31/12/2017				52.49	1,514.43 CR
02/01/2018				691.12	2,205.55 CR
12/01/2018				658.90	2,864.45 CR
31/01/2018				84.10	2,948.55 CR
28/02/2018				29.50	2,978.05 CR
24/03/2018				383.76	3,361.81 CR
31/03/2018				32.26	3,394.07 CR
20/04/2018				284.17	3,678.24 CR
30/04/2018				68.67	3,746.91 CR
10/05/2018				741.65	4,488.56 CR
31/05/2018				102.02	4,590.58 CR
08/06/2018				546.86	5,137.44 CR
30/06/2018				61.70	5,199.14 CR
				5,199.14	5,199.14 CR
<u>MSL-7.25%-05Apr18 (MSLBOND)</u>					
05/10/2017				362.50	362.50 CR
05/04/2018				362.50	725.00 CR
				725.00	725.00 CR
<u>National Australia Bank Income Securities (NABHA.AX)</u>					
14/08/2017				188.09	188.09 CR
15/11/2017				185.26	373.35 CR
15/02/2018				186.52	559.87 CR
15/05/2018				183.48	743.35 CR
				743.35	743.35 CR
<u>Suncorp Term Deposit (Sun5018)</u>					

CC'S SUPERANNUATION FUND

General Ledger

For The Period 01 July 2017 - 30 June 2018

Transaction Date	Description	Units	Debit	Credit	Balance \$
05/02/2018				876.19	876.19 CR
				876.19	876.19 CR
	<u>Suncorp Cash MGT Account #7968 (SUNCM7968)</u>				
02/07/2017				0.62	0.62 CR
02/08/2017				2.04	2.66 CR
02/09/2017				0.33	2.99 CR
02/10/2017				1.71	4.70 CR
02/11/2017				0.61	5.31 CR
02/12/2017				0.62	5.93 CR
02/01/2018				0.50	6.43 CR
02/02/2018				0.76	7.19 CR
02/03/2018				0.51	7.70 CR
02/04/2018				0.57	8.27 CR
02/05/2018				0.55	8.82 CR
02/06/2018				0.57	9.39 CR
				9.39	9.39 CR
	<u>SYDAIR-ILB-3.76%-20Nov20 (SYDBOND201120)</u>				
21/08/2017				129.75	129.75 CR
20/12/2017				130.16	259.91 CR
20/02/2018				130.70	390.61 CR
21/05/2018				131.52	522.13 CR
				522.13	522.13 CR
	<u>SYDAIR-ILB-3.12%-20Nov30 (SYDBOND201130)</u>				
21/08/2017				201.97	201.97 CR
20/11/2017				202.61	404.58 CR
20/02/2018				203.44	608.02 CR
21/05/2018				204.72	812.74 CR
				812.74	812.74 CR
	Accountancy Fees (30100)				
	<u>Accountancy Fees (30100)</u>				
02/05/2018			2,200.00		2,200.00 DR
05/06/2018			143.00		2,343.00 DR
30/06/2018				550.00	1,793.00 DR
			2,343.00	550.00	1,793.00 DR
	ATO Supervisory Levy (30400)				
	<u>ATO Supervisory Levy (30400)</u>				
13/05/2018			259.00		259.00 DR
			259.00		259.00 DR
	Auditor's Remuneration (30700)				
	<u>Auditor's Remuneration (30700)</u>				
30/06/2018			550.00		550.00 DR
			550.00		550.00 DR
	ASIC Fees (30800)				
	<u>ASIC Fees (30800)</u>				
14/06/2018	ASIC Fees		48.00		48.00 DR

CC'S SUPERANNUATION FUND

General Ledger

For The Period 01 July 2017 - 30 June 2018

Transaction Date	Description	Units	Debit	Credit	Balance \$
			48.00		48.00 DR
Bank Charges (31500)					
<u>Bank Charges (31500)</u>					
31/07/2017			5.00		5.00 DR
31/08/2017			5.00		10.00 DR
30/09/2017			0.20		10.20 DR
30/09/2017			5.00		15.20 DR
31/10/2017			5.00		20.20 DR
30/11/2017			5.00		25.20 DR
31/12/2017			0.40		25.60 DR
31/12/2017			5.00		30.60 DR
31/01/2018			5.00		35.60 DR
31/01/2018			1.30		36.90 DR
28/02/2018			0.20		37.10 DR
28/02/2018			5.00		42.10 DR
31/03/2018			5.00		47.10 DR
30/04/2018			0.20		47.30 DR
30/04/2018			5.00		52.30 DR
31/05/2018			1.20		53.50 DR
31/05/2018			5.00		58.50 DR
30/06/2018			1.00		59.50 DR
30/06/2018			5.00		64.50 DR
30/06/2018			1.90		66.40 DR
			66.40		66.40 DR
Investment Expenses (37500)					
<u>Investment Expenses (999)</u>					
07/07/2017			165.00		165.00 DR
09/01/2018			165.00		330.00 DR
29/06/2018	stockmaster		245.00		575.00 DR
			575.00		575.00 DR
Portfolio Management Fees (39900)					
<u>Portfolio Management Fees (39900)</u>					
17/07/2017			20.00		20.00 DR
15/08/2017			20.00		40.00 DR
29/09/2017			20.00		60.00 DR
16/10/2017			20.00		80.00 DR
15/11/2017			20.00		100.00 DR
15/12/2017			20.00		120.00 DR
16/01/2018			20.00		140.00 DR
29/01/2018				50.00	90.00 DR
15/02/2018			20.00		110.00 DR
15/03/2018			20.00		130.00 DR
16/04/2018			20.00		150.00 DR
15/05/2018			20.00		170.00 DR
15/06/2018			20.00		190.00 DR
			240.00	50.00	190.00 DR

CC'S SUPERANNUATION FUND

General Ledger

For The Period 01 July 2017 - 30 June 2018

Transaction Date	Description	Units	Debit	Credit	Balance \$
Pensions Paid (41600)					
<u>(Pensions Paid) CARSELDINE, CAROL FAY - Pension (Account Based Pension #101) (CARCAR00002P)</u>					
31/08/2017			5,000.00		5,000.00 DR
31/10/2017			5,000.00		10,000.00 DR
27/12/2017			5,000.00		15,000.00 DR
24/01/2018			4,000.00		19,000.00 DR
24/01/2018			6,000.00		25,000.00 DR
28/02/2018			10,000.00		35,000.00 DR
31/03/2018			10,000.00		45,000.00 DR
24/04/2018			10,000.00		55,000.00 DR
30/05/2018			990.00		55,990.00 DR
			55,990.00		55,990.00 DR
<u>(Pensions Paid) CARSELDINE, CAROL FAY - Pension (Account Based Pension #102) (CARCAR00003P)</u>					
31/10/2017					0.00 DR
27/12/2017					0.00 DR
24/01/2018					0.00 DR
24/01/2018					0.00 DR
28/02/2018					0.00 DR
31/03/2018					0.00 DR
24/04/2018					0.00 DR
30/05/2018			6,910.00		6,910.00 DR
			6,910.00		6,910.00 DR
<u>(Pensions Paid) CARSELDINE, CAROL FAY - Pension (Account Based Pension #103) (CARCAR00004P)</u>					
31/10/2017					0.00 DR
27/12/2017					0.00 DR
24/01/2018					0.00 DR
24/01/2018					0.00 DR
28/02/2018					0.00 DR
31/03/2018					0.00 DR
24/04/2018					0.00 DR
30/05/2018			2,100.00		2,100.00 DR
28/06/2018			10,000.00		12,100.00 DR
			12,100.00		12,100.00 DR
Income Tax Expense (48500)					
<u>Income Tax Expense (48500)</u>					
30/06/2018	Create Entries - Franking Credits Adjustment - 30/06/2018			17,881.37	17,881.37 CR
30/06/2018	Create Entries - Income Tax Expense - 30/06/2018		1,326.90		16,554.47 CR
			1,326.90	17,881.37	16,554.47 CR
Profit/Loss Allocation Account (49000)					
<u>Profit/Loss Allocation Account (49000)</u>					
31/08/2017	System Member Journals			5,000.00	5,000.00 CR
31/10/2017	System Member Journals				5,000.00 CR
31/10/2017	System Member Journals			5,000.00	10,000.00 CR
31/10/2017	System Member Journals				10,000.00 CR
27/12/2017	System Member Journals				10,000.00 CR

CC'S SUPERANNUATION FUND

General Ledger

For The Period 01 July 2017 - 30 June 2018

Transaction Date	Description	Units	Debit	Credit	Balance \$
27/12/2017	System Member Journals			5,000.00	15,000.00 CR
27/12/2017	System Member Journals				15,000.00 CR
24/01/2018	System Member Journals				15,000.00 CR
24/01/2018	System Member Journals			6,000.00	21,000.00 CR
24/01/2018	System Member Journals				21,000.00 CR
24/01/2018	System Member Journals			4,000.00	25,000.00 CR
24/01/2018	System Member Journals				25,000.00 CR
24/01/2018	System Member Journals				25,000.00 CR
28/02/2018	System Member Journals				25,000.00 CR
28/02/2018	System Member Journals			10,000.00	35,000.00 CR
28/02/2018	System Member Journals				35,000.00 CR
31/03/2018	System Member Journals				35,000.00 CR
31/03/2018	System Member Journals			10,000.00	45,000.00 CR
31/03/2018	System Member Journals				45,000.00 CR
24/04/2018	System Member Journals			10,000.00	55,000.00 CR
24/04/2018	System Member Journals				55,000.00 CR
24/04/2018	System Member Journals				55,000.00 CR
30/05/2018	System Member Journals			6,910.00	61,910.00 CR
30/05/2018	System Member Journals			990.00	62,900.00 CR
30/05/2018	System Member Journals			2,100.00	65,000.00 CR
28/06/2018	System Member Journals			10,000.00	75,000.00 CR
30/06/2018	Create Entries - Profit/Loss Allocation - 30/06/2018		11,111.18		63,888.82 CR
30/06/2018	Create Entries - Profit/Loss Allocation - 30/06/2018		73,815.50		9,926.68 DR
30/06/2018	Create Entries - Profit/Loss Allocation - 30/06/2018		8,462.92		18,389.60 DR
30/06/2018	Create Entries - Profit/Loss Allocation - 30/06/2018		2,561.91		20,951.51 DR
30/06/2018	Create Entries - Income Tax Expense Allocation - 30/06/2018			1,326.90	19,624.61 DR
			95,951.51	76,326.90	19,624.61 DR

Opening Balance (50010)

(Opening Balance) CARSELDINE, CAROL FAY - Accumulation (CARCAR00001A)

01/07/2017	Opening Balance				180,530.23 CR
					180,530.23 CR

(Opening Balance) CARSELDINE, CAROL FAY - Pension (Account Based Pension #101) (CARCAR00002P)

01/07/2017	Opening Balance				1,221,939.47 CR
					1,221,939.47 CR

(Opening Balance) CARSELDINE, CAROL FAY - Pension (Account Based Pension #102) (CARCAR00003P)

01/07/2017	Opening Balance				138,209.64 CR
					138,209.64 CR

(Opening Balance) CARSELDINE, CAROL FAY - Pension (Account Based Pension #103) (CARCAR00004P)

01/07/2017	Opening Balance				41,911.61 CR
					41,911.61 CR

Share of Profit/(Loss) (53100)

(Share of Profit/(Loss)) CARSELDINE, CAROL FAY - Accumulation (CARCAR00001A)

30/06/2018	Create Entries - Profit/Loss Allocation - 30/06/2018			11,111.18	11,111.18 CR
------------	--	--	--	-----------	--------------

CC'S SUPERANNUATION FUND

General Ledger

For The Period 01 July 2017 - 30 June 2018

Transaction Date	Description	Units	Debit	Credit	Balance \$
				11,111.18	11,111.18 CR
	<u>(Share of Profit/(Loss)) CARSELDINE, CAROL FAY - Pension (Account Based Pension #101) (CARCAR00002P)</u>				
30/06/2018	Create Entries - Profit/Loss Allocation - 30/06/2018			73,815.50	73,815.50 CR
				73,815.50	73,815.50 CR
	<u>(Share of Profit/(Loss)) CARSELDINE, CAROL FAY - Pension (Account Based Pension #102) (CARCAR00003P)</u>				
30/06/2018	Create Entries - Profit/Loss Allocation - 30/06/2018			8,462.92	8,462.92 CR
				8,462.92	8,462.92 CR
	<u>(Share of Profit/(Loss)) CARSELDINE, CAROL FAY - Pension (Account Based Pension #103) (CARCAR00004P)</u>				
30/06/2018	Create Entries - Profit/Loss Allocation - 30/06/2018			2,561.91	2,561.91 CR
				2,561.91	2,561.91 CR
Income Tax (53330)					
	<u>(Income Tax) CARSELDINE, CAROL FAY - Accumulation (CARCAR00001A)</u>				
30/06/2018	Create Entries - Income Tax Expense Allocation - 30/06/2018		1,326.90		1,326.90 DR
			1,326.90		1,326.90 DR
Pensions Paid (54160)					
	<u>(Pensions Paid) CARSELDINE, CAROL FAY - Pension (Account Based Pension #101) (CARCAR00002P)</u>				
31/08/2017	System Member Journals		5,000.00		5,000.00 DR
31/10/2017	System Member Journals		5,000.00		10,000.00 DR
27/12/2017	System Member Journals		5,000.00		15,000.00 DR
24/01/2018	System Member Journals		6,000.00		21,000.00 DR
24/01/2018	System Member Journals		4,000.00		25,000.00 DR
28/02/2018	System Member Journals		10,000.00		35,000.00 DR
31/03/2018	System Member Journals		10,000.00		45,000.00 DR
24/04/2018	System Member Journals		10,000.00		55,000.00 DR
30/05/2018	System Member Journals		990.00		55,990.00 DR
			55,990.00		55,990.00 DR
	<u>(Pensions Paid) CARSELDINE, CAROL FAY - Pension (Account Based Pension #102) (CARCAR00003P)</u>				
31/10/2017	System Member Journals				0.00 DR
27/12/2017	System Member Journals				0.00 DR
24/01/2018	System Member Journals				0.00 DR
24/01/2018	System Member Journals				0.00 DR
28/02/2018	System Member Journals				0.00 DR
31/03/2018	System Member Journals				0.00 DR
24/04/2018	System Member Journals				0.00 DR
30/05/2018	System Member Journals		6,910.00		6,910.00 DR
			6,910.00		6,910.00 DR
	<u>(Pensions Paid) CARSELDINE, CAROL FAY - Pension (Account Based Pension #103) (CARCAR00004P)</u>				
31/10/2017	System Member Journals				0.00 DR
27/12/2017	System Member Journals				0.00 DR
24/01/2018	System Member Journals				0.00 DR
24/01/2018	System Member Journals				0.00 DR
28/02/2018	System Member Journals				0.00 DR
31/03/2018	System Member Journals				0.00 DR
24/04/2018	System Member Journals				0.00 DR

CC'S SUPERANNUATION FUND

General Ledger

For The Period 01 July 2017 - 30 June 2018

Transaction Date	Description	Units	Debit	Credit	Balance \$
30/05/2018	System Member Journals		2,100.00		2,100.00 DR
28/06/2018	System Member Journals		10,000.00		12,100.00 DR
			12,100.00		12,100.00 DR

Bank Accounts (60400)

Bankwest Account #8615 (BANKWEST8615)

01/07/2017	Opening Balance				1,511.71 DR
31/07/2017			1.86		1,513.57 DR
31/08/2017			1.86		1,515.43 DR
29/09/2017			1.75		1,517.18 DR
31/10/2017			1.93		1,519.11 DR
30/11/2017			1.81		1,520.92 DR
29/12/2017			1.75		1,522.67 DR
31/01/2018			2.00		1,524.67 DR
28/02/2018			1.70		1,526.37 DR
29/03/2018			1.76		1,528.13 DR
30/04/2018			1.94		1,530.07 DR
31/05/2018			1.89		1,531.96 DR
29/06/2018			1.77		1,533.73 DR
			22.02		1,533.73 DR

Macquarie Bank Account #2183 (MAQ2183)

01/07/2017	Opening Balance				10,461.84 DR
17/07/2017				20.00	10,441.84 DR
31/07/2017			12.41		10,454.25 DR
31/07/2017			234.10		10,688.35 DR
07/08/2017			10,582.50		21,270.85 DR
15/08/2017				20.00	21,250.85 DR
21/08/2017			129.75		21,380.60 DR
21/08/2017			201.97		21,582.57 DR
31/08/2017			23.04		21,605.61 DR
29/09/2017			24.87		21,630.48 DR
29/09/2017				20.00	21,610.48 DR
05/10/2017			362.50		21,972.98 DR
16/10/2017				20.00	21,952.98 DR
30/10/2017			223.88		22,176.86 DR
31/10/2017			26.06		22,202.92 DR
15/11/2017				20.00	22,182.92 DR
20/11/2017			202.61		22,385.53 DR
30/11/2017			25.62		22,411.15 DR
15/12/2017				20.00	22,391.15 DR
20/12/2017			130.16		22,521.31 DR
29/12/2017			26.73		22,548.04 DR
16/01/2018				20.00	22,528.04 DR
29/01/2018			50.00		22,578.04 DR
29/01/2018			223.88		22,801.92 DR
31/01/2018			19.30		22,821.22 DR
15/02/2018				20.00	22,801.22 DR
20/02/2018			130.70		22,931.92 DR

CC'S SUPERANNUATION FUND

General Ledger

For The Period 01 July 2017 - 30 June 2018

Transaction Date	Description	Units	Debit	Credit	Balance \$
20/02/2018			203.44		23,135.36 DR
28/02/2018			17.84		23,153.20 DR
15/03/2018				20.00	23,133.20 DR
29/03/2018			20.10		23,153.30 DR
05/04/2018			362.50		23,515.80 DR
16/04/2018				20.00	23,495.80 DR
30/04/2018			19.76		23,515.56 DR
30/04/2018			228.37		23,743.93 DR
15/05/2018				20.00	23,723.93 DR
21/05/2018			131.52		23,855.45 DR
21/05/2018			204.72		24,060.17 DR
21/05/2018			10,000.00		34,060.17 DR
22/05/2018	MCN3			30,000.00	4,060.17 DR
31/05/2018			14.41		4,074.58 DR
15/06/2018				20.00	4,054.58 DR
			23,832.74	30,240.00	4,054.58 DR
<u>Suncorp Standard Account #3343 (MET03343)</u>					
01/07/2017	Opening Balance				180,122.89 DR
02/07/2017				180,000.00	122.89 DR
31/07/2017				5.00	117.89 DR
31/08/2017				5.00	112.89 DR
30/09/2017				5.00	107.89 DR
31/10/2017				5.00	102.89 DR
30/11/2017				5.00	97.89 DR
31/12/2017				5.00	92.89 DR
10/01/2018			8,253.40		8,346.29 DR
20/01/2018				8,253.40	92.89 DR
31/01/2018				5.00	87.89 DR
31/01/2018				1.30	86.59 DR
28/02/2018				5.00	81.59 DR
31/03/2018				5.00	76.59 DR
30/04/2018				5.00	71.59 DR
07/05/2018				16,487.72	16,416.13 CR
13/05/2018			16,487.72		71.59 DR
31/05/2018				5.00	66.59 DR
14/06/2018	ASIC Fees			48.00	18.59 DR
18/06/2018			21,600.00		21,618.59 DR
21/06/2018			100.00		21,718.59 DR
21/06/2018	- Capital Gain occurred from excess of Return of Capital			21,600.00	118.59 DR
30/06/2018				5.00	113.59 DR
30/06/2018				1.90	111.69 DR
			46,441.12	226,452.32	111.69 DR
<u>Suncorp Investment Account #3120 (MET3120)</u>					
01/07/2017	Opening Balance				9,175.76 DR
31/07/2017			9.74		9,185.50 DR
31/08/2017			9.76		9,195.26 DR

CC'S SUPERANNUATION FUND

General Ledger

For The Period 01 July 2017 - 30 June 2018

Transaction Date	Description	Units	Debit	Credit	Balance \$
30/09/2017			9.44		9,204.70 DR
31/10/2017			9.77		9,214.47 DR
30/11/2017			9.47		9,223.94 DR
31/12/2017			9.79		9,233.73 DR
31/01/2018			9.81		9,243.54 DR
28/02/2018			8.86		9,252.40 DR
31/03/2018			9.82		9,262.22 DR
30/04/2018			9.52		9,271.74 DR
31/05/2018			9.84		9,281.58 DR
30/06/2018			9.54		9,291.12 DR
			115.36		9,291.12 DR

Suncorp Investment Account #3440 (MET3440)

01/07/2017	Opening Balance				213,749.36 DR
02/07/2017			180,000.00		393,749.36 DR
03/07/2017			800.00		394,549.36 DR
03/07/2017			1,878.80		396,428.16 DR
04/07/2017			490.68		396,918.84 DR
05/07/2017				59,500.00	337,418.84 DR
05/07/2017			210.71		337,629.55 DR
07/07/2017			300.00		337,929.55 DR
07/07/2017				165.00	337,764.55 DR
07/07/2017	\$282.00 income should have been included in 2017 but was not so have to account for in 2018		282.00		338,046.55 DR
07/07/2017			346.05		338,392.60 DR
19/07/2017				20,000.00	318,392.60 DR
26/07/2017				3,500.00	314,892.60 DR
31/07/2017			120.50		315,013.10 DR
31/07/2017			182.46		315,195.56 DR
05/08/2017			175.48		315,371.04 DR
14/08/2017			82.50		315,453.54 DR
14/08/2017			188.09		315,641.63 DR
31/08/2017			172.80		315,814.43 DR
31/08/2017				5,000.00	310,814.43 DR
01/09/2017			710.17		311,524.60 DR
01/09/2017			300.00		311,824.60 DR
06/09/2017				20,000.00	291,824.60 DR
14/09/2017			288.00		292,112.60 DR
15/09/2017	PERLS [System Matched Income Data]		122.10		292,234.70 DR
20/09/2017			1,200.00		293,434.70 DR
20/09/2017			566.35		294,001.05 DR
22/09/2017			574.50		294,575.55 DR
25/09/2017			387.42		294,962.97 DR
26/09/2017			529.49		295,492.46 DR
28/09/2017			102.14		295,594.60 DR
28/09/2017			341.88		295,936.48 DR
28/09/2017			584.40		296,520.88 DR
28/09/2017			1,119.10		297,639.98 DR

CC'S SUPERANNUATION FUND

General Ledger

For The Period 01 July 2017 - 30 June 2018

Transaction Date	Description	Units	Debit	Credit	Balance \$
29/09/2017			6,403.20		304,043.18 DR
30/09/2017			146.10		304,189.28 DR
30/09/2017				0.20	304,189.08 DR
02/10/2017			12,169.68		316,358.76 DR
02/10/2017			156.53		316,515.29 DR
02/10/2017			355.72		316,871.01 DR
02/10/2017			368.16		317,239.17 DR
06/10/2017			475.00		317,714.17 DR
06/10/2017			500.00		318,214.17 DR
06/10/2017			300.00		318,514.17 DR
13/10/2017			210.00		318,724.17 DR
16/10/2017			40.00		318,764.17 DR
16/10/2017			342.79		319,106.96 DR
17/10/2017	Multiplex		282.00		319,388.96 DR
18/10/2017			300.00		319,688.96 DR
20/10/2017			477.66		320,166.62 DR
31/10/2017				5,000.00	315,166.62 DR
31/10/2017			125.38		315,292.00 DR
31/10/2017			148.73		315,440.73 DR
13/11/2017				8,400.00	307,040.73 DR
15/11/2017			185.26		307,225.99 DR
23/11/2017			1,518.92		308,744.91 DR
30/11/2017			1,159.00		309,903.91 DR
30/11/2017			93.37		309,997.28 DR
01/12/2017			300.00		310,297.28 DR
05/12/2017				10,000.00	300,297.28 DR
07/12/2017			543.00		300,840.28 DR
12/12/2017				24,000.00	276,840.28 DR
13/12/2017			1,375.55		278,215.83 DR
14/12/2017			286.00		278,501.83 DR
15/12/2017			120.77		278,622.60 DR
18/12/2017			800.00		279,422.60 DR
18/12/2017			346.45		279,769.05 DR
18/12/2017			559.35		280,328.40 DR
20/12/2017			288.34		280,616.74 DR
22/12/2017			490.68		281,107.42 DR
27/12/2017				5,000.00	276,107.42 DR
31/12/2017			52.49		276,159.91 DR
31/12/2017				0.40	276,159.51 DR
02/01/2018			156.40		276,315.91 DR
02/01/2018			351.84		276,667.75 DR
02/01/2018			691.12		277,358.87 DR
09/01/2018				165.00	277,193.87 DR
12/01/2018			658.90		277,852.77 DR
15/01/2018			342.79		278,195.56 DR
16/01/2018	multiplex [System Matched Income Data]		282.00		278,477.56 DR
20/01/2018			8,253.40		286,730.96 DR

CC'S SUPERANNUATION FUND

General Ledger

For The Period 01 July 2017 - 30 June 2018

Transaction Date	Description	Units	Debit	Credit	Balance \$
24/01/2018				6,000.00	280,730.96 DR
24/01/2018				6,000.00	274,730.96 DR
24/01/2018				4,000.00	270,730.96 DR
31/01/2018			125.38		270,856.34 DR
31/01/2018			84.10		270,940.44 DR
05/02/2018			876.19		271,816.63 DR
05/02/2018			59,500.00		331,316.63 DR
14/02/2018			90.00		331,406.63 DR
15/02/2018			186.52		331,593.15 DR
20/02/2018				485.86	331,107.29 DR
28/02/2018				10,000.00	321,107.29 DR
28/02/2018			29.50		321,136.79 DR
28/02/2018				0.20	321,136.59 DR
02/03/2018			360.00		321,496.59 DR
13/03/2018			324.58		321,821.17 DR
14/03/2018			284.00		322,105.17 DR
15/03/2018			120.30		322,225.47 DR
20/03/2018			381.45		322,606.92 DR
20/03/2018			560.55		323,167.47 DR
22/03/2018			500.00		323,667.47 DR
23/03/2018			312.58		323,980.05 DR
23/03/2018			500.00		324,480.05 DR
24/03/2018			383.76		324,863.81 DR
26/03/2018			620.46		325,484.27 DR
26/03/2018			609.42		326,093.69 DR
27/03/2018			705.85		326,799.54 DR
28/03/2018			5,568.00		332,367.54 DR
28/03/2018	Granges REsource [System Matched Income Data]		200.00		332,567.54 DR
29/03/2018			794.20		333,361.74 DR
31/03/2018				10,000.00	323,361.74 DR
31/03/2018			32.26		323,394.00 DR
03/04/2018			155.10		323,549.10 DR
03/04/2018			10,000.00		333,549.10 DR
03/04/2018			352.18		333,901.28 DR
05/04/2018			990.00		334,891.28 DR
05/04/2018			501.61		335,392.89 DR
06/04/2018			430.00		335,822.89 DR
11/04/2018				3,000.00	332,822.89 DR
13/04/2018			240.00		333,062.89 DR
16/04/2018			345.21		333,408.10 DR
17/04/2018	multiplex [System Matched Income Data]		280.00		333,688.10 DR
20/04/2018			470.50		334,158.60 DR
20/04/2018			284.17		334,442.77 DR
24/04/2018				10,000.00	324,442.77 DR
30/04/2018			125.38		324,568.15 DR
30/04/2018			68.67		324,636.82 DR

CC'S SUPERANNUATION FUND

General Ledger

For The Period 01 July 2017 - 30 June 2018

Transaction Date	Description	Units	Debit	Credit	Balance \$
30/04/2018				0.20	324,636.62 DR
02/05/2018				2,200.00	322,436.62 DR
07/05/2018			16,487.72		338,924.34 DR
10/05/2018			741.65		339,665.99 DR
13/05/2018				500.00	339,165.99 DR
15/05/2018			183.48		339,349.47 DR
17/05/2018			1,254.76		340,604.23 DR
21/05/2018				10,000.00	330,604.23 DR
30/05/2018				10,000.00	320,604.23 DR
31/05/2018			1,163.20		321,767.43 DR
31/05/2018			102.02		321,869.45 DR
31/05/2018				1.20	321,868.25 DR
01/06/2018			330.00		322,198.25 DR
05/06/2018				143.00	322,055.25 DR
08/06/2018			546.86		322,602.11 DR
14/06/2018			300.00		322,902.11 DR
15/06/2018			126.24		323,028.35 DR
20/06/2018			401.79		323,430.14 DR
20/06/2018			588.00		324,018.14 DR
21/06/2018	- Capital Gain occurred from excess of Return of Capital		21,600.00		345,618.14 DR
21/06/2018				100.00	345,518.14 DR
21/06/2018			198.54		345,716.68 DR
26/06/2018				15,800.00	329,916.68 DR
26/06/2018				10,000.00	319,916.68 DR
28/06/2018				10,000.00	309,916.68 DR
29/06/2018	stockmaster			245.00	309,671.68 DR
30/06/2018			61.70		309,733.38 DR
30/06/2018				1.00	309,732.38 DR
			365,190.08	269,207.06	309,732.38 DR
<u>Suncorp Term Deposit (Sun5018)</u>					
05/07/2017			59,500.00		59,500.00 DR
05/02/2018				59,500.00	0.00 DR
			59,500.00	59,500.00	0.00 DR
<u>Suncorp Cash MGT Account #7968 (SUNCM7968)</u>					
01/07/2017	Opening Balance				6,252.85 DR
02/07/2017			0.62		6,253.47 DR
19/07/2017			20,000.00		26,253.47 DR
21/07/2017				3,021.95	23,231.52 DR
21/07/2017				3,121.95	20,109.57 DR
21/07/2017				19,379.95	729.62 DR
26/07/2017			3,500.00		4,229.62 DR
28/07/2017				3,521.95	707.67 DR
02/08/2017			2.04		709.71 DR
31/08/2017			6,228.05		6,937.76 DR
02/09/2017			0.33		6,938.09 DR
02/10/2017			1.71		6,939.80 DR

CC'S SUPERANNUATION FUND

General Ledger

For The Period 01 July 2017 - 30 June 2018

Transaction Date	Description	Units	Debit	Credit	Balance \$
06/10/2017				5,021.95	1,917.85 DR
02/11/2017			0.61		1,918.46 DR
13/11/2017			8,400.00		10,318.46 DR
15/11/2017				8,361.95	1,956.51 DR
02/12/2017			0.62		1,957.13 DR
02/01/2018			0.50		1,957.63 DR
24/01/2018			6,000.00		7,957.63 DR
29/01/2018				5,721.95	2,235.68 DR
02/02/2018			0.76		2,236.44 DR
02/03/2018			0.51		2,236.95 DR
02/04/2018			0.57		2,237.52 DR
02/05/2018			0.55		2,238.07 DR
02/06/2018			0.57		2,238.64 DR
26/06/2018			15,800.00		18,038.64 DR
26/06/2018			10,000.00		28,038.64 DR
26/06/2018				1,650.59	26,388.05 DR
28/06/2018				15,779.95	10,608.10 DR
29/06/2018				9,179.37	1,428.73 DR
			69,937.44	74,761.56	1,428.73 DR
Distributions Receivable (61800)					
Trust Debtors (999)					
01/07/2017	Opening Balance				120.50 DR
31/07/2017				120.50	0.00 DR
				120.50	0.00 DR
Rural Funds Group (RFF.AX)					
30/06/2018			250.75		250.75 DR
			250.75		250.75 DR
Dividends Receivable (62000)					
Montgomery Global Equities Fund (managed Fund) (MOGL.AX)					
30/06/2018			618.00		618.00 DR
			618.00		618.00 DR
Multiplex Sites Trust (MXUPA.AX3)					
30/06/2018			588.00		588.00 DR
			588.00		588.00 DR
Formation Expenses (64000)					
Formation Expenses (64000)					
01/07/2017	Opening Balance				616.00 DR
					616.00 DR
Sundry Debtors (68000)					
Sundry Debtors (68000)					
22/05/2018	MCN3		21,600.00		21,600.00 DR
18/06/2018				21,600.00	0.00 DR
			21,600.00	21,600.00	0.00 DR
Debt Securities (Bonds, Bills of Exchange, Promissory Notes) (72000)					
BENAU-BBSW+2.80%-29Jan 19c (BENBOND)					

CC'S SUPERANNUATION FUND

General Ledger

For The Period 01 July 2017 - 30 June 2018

Transaction Date	Description	Units	Debit	Credit	Balance \$
01/07/2017	Opening Balance	200.00			21,438.61 DR
30/06/2018	Revaluation - 30/06/2018 @ \$101.650000 (Exit) - 200.000000 Units on hand			1,108.61	20,330.00 DR
		200.00		1,108.61	20,330.00 DR
<u>G8-7.65%-7Aug19 (G8BOND)</u>					
01/07/2017	Opening Balance	100.00			10,898.31 DR
07/08/2017		(100.00)		10,716.63	181.68 DR
07/08/2017	Unrealised Gain writeback as at 07/08/2017			181.68	0.00 DR
		0.00		10,898.31	0.00 DR
<u>MSL-7.25%-05Apr18 (MSLBOND)</u>					
01/07/2017	Opening Balance	100.00			10,723.30 DR
30/06/2018	Revaluation - 30/06/2018 @ \$54.870000 (Exit) - 100.000000 Units on hand			5,236.30	5,487.00 DR
		100.00		5,236.30	5,487.00 DR
<u>SYDAIR-ILB-3.76%-20Nov20 (SYDBOND201120)</u>					
01/07/2017	Opening Balance	100.00			13,882.01 DR
30/06/2018	Revaluation - 30/06/2018 @ \$146.460000 (Exit) - 100.000000 Units on hand		763.99		14,646.00 DR
		100.00	763.99		14,646.00 DR
<u>SYDAIR-ILB-3.12%-20Nov30 (SYDBOND201130)</u>					
01/07/2017	Opening Balance	200.00			23,213.61 DR
30/06/2018	Revaluation - 30/06/2018 @ \$135.010000 (Exit) - 200.000000 Units on hand		3,788.39		27,002.00 DR
		200.00	3,788.39		27,002.00 DR
Fixed Interest Securities (Australian) - Unitised (72450)					
<u>A.P.T. Pipelines Ltd (APA's \$100 Notes) (AQHHA.AX)</u>					
01/07/2017	Opening Balance	100.00			10,290.00 DR
03/04/2018		(100.00)		10,000.00	290.00 DR
03/04/2018	Unrealised Gain writeback as at 03/04/2018			290.00	0.00 DR
		0.00		10,290.00	0.00 DR
<u>Crown Ltd \$100 Notes II (CWNHB.AX)</u>					
01/07/2017	Opening Balance	200.00			19,700.00 DR
30/06/2018	Revaluation - 29/06/2018 @ \$101.550000 (System Price) - 200.000000 Units on hand		610.00		20,310.00 DR
		200.00	610.00		20,310.00 DR
<u>Macquarie Bank Income Securities (MBLHB.AX)</u>					
01/07/2017	Opening Balance	400.00			30,624.00 DR
30/06/2018	Revaluation - 29/06/2018 @ \$83.010000 (System Price) - 400.000000 Units on hand		2,580.00		33,204.00 DR
		400.00	2,580.00		33,204.00 DR
<u>National Australia Bank Income Securities (NABHA.AX)</u>					
01/07/2017	Opening Balance	250.00			19,150.00 DR
30/06/2018	Revaluation - 29/06/2018 @ \$84.590000 (System Price) - 250.000000 Units on hand		1,997.50		21,147.50 DR

CC'S SUPERANNUATION FUND

General Ledger

For The Period 01 July 2017 - 30 June 2018

Transaction Date	Description	Units	Debit	Credit	Balance \$
		250.00	1,997.50		21,147.50 DR
Shares in Listed Companies (Australian) (77600)					
<u>AGL Energy Limited. (AGL.AX)</u>					
01/07/2017	Opening Balance	1,149.00			29,299.50 DR
30/06/2018	Revaluation - 29/06/2018 @ \$22.480000 (System Price) - 1,149.000000 Units on hand			3,469.98	25,829.52 DR
		1,149.00		3,469.98	25,829.52 DR
<u>Australia And New Zealand Banking Group Limited (ANZ.AX)</u>					
01/07/2017	Opening Balance	1,000.00			28,720.00 DR
30/06/2018	Revaluation - 29/06/2018 @ \$28.240000 (System Price) - 1,000.000000 Units on hand			480.00	28,240.00 DR
		1,000.00		480.00	28,240.00 DR
<u>ANZ Capital Notes 4 (ANZPG.AX)</u>					
01/07/2017	Opening Balance	500.00			52,375.00 DR
30/06/2018	Revaluation - 29/06/2018 @ \$104.619000 (System Price) - 500.000000 Units on hand			65.50	52,309.50 DR
		500.00		65.50	52,309.50 DR
<u>A.N.Z. \$100 Cony. Pref. Shares (CP3) (ANZPH.AX)</u>					
01/07/2017	Opening Balance	395.00			40,329.50 DR
30/06/2018	Revaluation - 29/06/2018 @ \$100.399000 (System Price) - 395.000000 Units on hand			671.89	39,657.61 DR
		395.00		671.89	39,657.61 DR
<u>Aurizon Holdings Limited (AZJ.AX)</u>					
01/07/2017	Opening Balance	4,353.00			23,332.08 DR
30/06/2018	Revaluation - 29/06/2018 @ \$4.330000 (System Price) - 4,353.000000 Units on hand			4,483.59	18,848.49 DR
		4,353.00		4,483.59	18,848.49 DR
<u>BHP Group Limited (BHP.AX)</u>					
01/07/2017	Opening Balance	1,000.00			23,280.00 DR
30/06/2018	Revaluation - 29/06/2018 @ \$33.910000 (System Price) - 1,000.000000 Units on hand		10,630.00		33,910.00 DR
		1,000.00	10,630.00		33,910.00 DR
<u>Bank Of Queensland Limited. (BOQ.AX)</u>					
01/07/2017	Opening Balance	3,302.00			37,807.90 DR
30/06/2018	Revaluation - 29/06/2018 @ \$10.190000 (System Price) - 3,302.000000 Units on hand			4,160.52	33,647.38 DR
		3,302.00		4,160.52	33,647.38 DR
<u>Bt Investment Management Limited (BTT.AX)</u>					
01/07/2017	Opening Balance	1,109.00			12,620.42 DR
04/05/2018	BTT.AX to PDL.AX	(1,109.00)			12,620.42 DR
04/05/2018	BTT.AX to PDL.AX	0.00		9,093.80	3,526.62 DR
30/06/2018	Revaluation - 30/06/2018 @ \$0.000000 - 0.000000 Units on hand			3,526.62	0.00 DR
		0.00	0.00	12,620.42	0.00 DR
<u>Bubs Australia (BUB.AX)</u>					

CC'S SUPERANNUATION FUND

General Ledger

For The Period 01 July 2017 - 30 June 2018

Transaction Date	Description	Units	Debit	Credit	Balance \$
01/07/2017	Opening Balance	20,000.00			5,000.00 DR
31/08/2017		(10,000.00)		2,910.97	2,089.03 DR
31/08/2017	Unrealised Gain writeback as at 31/08/2017		410.98		2,500.01 DR
05/12/2017		2,911.00	10,000.00		12,500.01 DR
10/01/2018		0.00		8,253.40	4,246.61 DR
30/06/2018	Revaluation - 29/06/2018 @ \$0.775000 (System Price) - 12,911.000000 Units on hand		5,759.42		10,006.03 DR
		12,911.00	16,170.40	11,164.37	10,006.03 DR
<u>Commonwealth Bank Of Australia. (CBA.AX)</u>					
01/07/2017	Opening Balance	2,784.00			230,543.04 DR
30/06/2018	Revaluation - 29/06/2018 @ \$72.870000 (System Price) - 2,784.000000 Units on hand			27,672.96	202,870.08 DR
		2,784.00		27,672.96	202,870.08 DR
<u>Commonwealth Bank Of Australia. - Cap Note 3-Bbsw+5.20% Perp Non-Cum Red T-10-21 (CBAPE.AX)</u>					
01/07/2017	Opening Balance	100.00			10,750.00 DR
30/06/2018	Revaluation - 29/06/2018 @ \$105.160000 (System Price) - 100.000000 Units on hand			234.00	10,516.00 DR
		100.00		234.00	10,516.00 DR
<u>Dicker Data Limited (DDR.AX)</u>					
21/07/2017		7,500.00	19,379.95		19,379.95 DR
30/06/2018	Revaluation - 29/06/2018 @ \$2.900000 (System Price) - 7,500.000000 Units on hand		2,370.05		21,750.00 DR
		7,500.00	21,750.00		21,750.00 DR
<u>FBR Ltd (FBR.AX)</u>					
06/10/2017		20,000.00	5,021.95		5,021.95 DR
30/06/2018	Revaluation - 27/06/2018 @ \$0.180000 (System Price) - 20,000.000000 Units on hand			1,421.95	3,600.00 DR
		20,000.00	5,021.95	1,421.95	3,600.00 DR
<u>Freelancer Limited (FLN.AX)</u>					
01/07/2017	Opening Balance	5,000.00			3,925.00 DR
30/06/2018	Revaluation - 29/06/2018 @ \$0.440000 (System Price) - 5,000.000000 Units on hand			1,725.00	2,200.00 DR
		5,000.00		1,725.00	2,200.00 DR
<u>G8 Education Limited (GEM.AX)</u>					
01/07/2017	Opening Balance	5,000.00			18,050.00 DR
30/06/2018	Revaluation - 29/06/2018 @ \$2.330000 (System Price) - 5,000.000000 Units on hand			6,400.00	11,650.00 DR
		5,000.00		6,400.00	11,650.00 DR
<u>Grange Resources Limited. (GRR.AX)</u>					
21/07/2017		20,000.00	3,121.95		3,121.95 DR
30/06/2018	Revaluation - 29/06/2018 @ \$0.175000 (System Price) - 20,000.000000 Units on hand		378.05		3,500.00 DR
		20,000.00	3,500.00		3,500.00 DR
<u>Genetic Signatures Limited (GSS.AX)</u>					
01/07/2017	Opening Balance	20,638.00			8,048.82 DR

CC'S SUPERANNUATION FUND

General Ledger

For The Period 01 July 2017 - 30 June 2018

Transaction Date	Description	Units	Debit	Credit	Balance \$
30/06/2018	Revaluation - 29/06/2018 @ \$0.370000 (System Price) - 20,638.000000 Units on hand			412.76	7,636.06 DR
		20,638.00		412.76	7,636.06 DR
<u>Greencross Limited (GXL.AX)</u>					
01/07/2017	Opening Balance	5,000.00			30,250.00 DR
30/06/2018	Revaluation - 29/06/2018 @ \$4.480000 (System Price) - 5,000.000000 Units on hand			7,850.00	22,400.00 DR
		5,000.00		7,850.00	22,400.00 DR
<u>HEALTHCOPE LIMITED (HSO.AX)</u>					
01/07/2017	Opening Balance	9,768.00			21,587.28 DR
		9,768.00			21,587.28 DR
<u>Icar Asia Limited (ICQ.AX)</u>					
01/07/2017	Opening Balance	10,720.00			2,840.80 DR
30/06/2018	Revaluation - 29/06/2018 @ \$0.235000 (System Price) - 10,720.000000 Units on hand			321.60	2,519.20 DR
		10,720.00		321.60	2,519.20 DR
<u>Kazia Therapeutics Limited (KZA.AX)</u>					
29/11/2017	NRT.AX to KZA.AX	3,000.00	4,821.95		4,821.95 DR
30/06/2018	Revaluation - 29/06/2018 @ \$0.425000 (System Price) - 3,000.000000 Units on hand			3,546.95	1,275.00 DR
		3,000.00	4,821.95	3,546.95	1,275.00 DR
<u>Kazia Therapeutics Limited (KZAO.AX)</u>					
29/11/2017	NRTO.AX to KZAO.AX	500.00			0.00 DR
		500.00	0.00		0.00 DR
<u>LBT Innovations Limited (LBT.AX)</u>					
01/07/2017	Opening Balance	20,000.00			5,100.00 DR
30/06/2018	Revaluation - 29/06/2018 @ \$0.115000 (System Price) - 20,000.000000 Units on hand			2,800.00	2,300.00 DR
		20,000.00		2,800.00	2,300.00 DR
<u>Medibio Limited (MEB.AX)</u>					
28/07/2017		10,000.00	3,521.95		3,521.95 DR
30/06/2018	Revaluation - 29/06/2018 @ \$0.135000 (System Price) - 10,000.000000 Units on hand			2,171.95	1,350.00 DR
		10,000.00	3,521.95	2,171.95	1,350.00 DR
<u>Mount Gibson Iron Limited (MGX.AX)</u>					
01/07/2017	Opening Balance	2,000.00			660.00 DR
30/06/2018	Revaluation - 29/06/2018 @ \$0.435000 (System Price) - 2,000.000000 Units on hand		210.00		870.00 DR
		2,000.00	210.00		870.00 DR
<u>Montgomery Global Equities Fund (managed Fund) (MOGL.AX)</u>					
12/12/2017		7,186.00	24,000.00		24,000.00 DR
30/06/2018	Revaluation - 29/06/2018 @ \$3.520000 (System Price) - 7,186.000000 Units on hand		1,294.72		25,294.72 DR
		7,186.00	25,294.72		25,294.72 DR
<u>Macquarie Group Limited (MQG.AX)</u>					

CC'S SUPERANNUATION FUND

General Ledger

For The Period 01 July 2017 - 30 June 2018

Transaction Date	Description	Units	Debit	Credit	Balance \$
01/07/2017	Opening Balance	671.00			59,383.50 DR
30/06/2018	Revaluation - 29/06/2018 @ \$123.650000 (System Price) - 671.000000 Units on hand		23,585.65		82,969.15 DR
		671.00	23,585.65		82,969.15 DR
<u>MQGPC-CAPS NOTE 3-BBSW + 4% (MQGPC-CAP.AX)</u>					
22/05/2018	MCN3	84.00	8,400.00		8,400.00 DR
30/06/2018	Revaluation - 30/06/2018 @ \$101.200000 (System Price) - 84.000000 Units on hand		100.80		8,500.80 DR
		84.00	8,500.80		8,500.80 DR
<u>Nanosonics (NAN.AX)</u>					
01/07/2017	Opening Balance	5,000.00			12,700.00 DR
30/06/2018	Revaluation - 29/06/2018 @ \$3.160000 (System Price) - 5,000.000000 Units on hand		3,100.00		15,800.00 DR
		5,000.00	3,100.00		15,800.00 DR
<u>Nearmap Ltd (NEA.AX)</u>					
01/07/2017	Opening Balance	10,000.00			6,050.00 DR
30/06/2018	Revaluation - 29/06/2018 @ \$1.135000 (System Price) - 10,000.000000 Units on hand		5,300.00		11,350.00 DR
		10,000.00	5,300.00		11,350.00 DR
<u>Novogen Limited (NRT.AX)</u>					
01/07/2017	Opening Balance	30,000.00			1,500.00 DR
20/11/2017	1 for 10 share consolidation of NRT.AX	(27,000.00)			1,500.00 DR
29/11/2017	NRT.AX to KZA.AX	(3,000.00)			1,500.00 DR
29/11/2017	NRT.AX to KZA.AX	0.00		4,821.95	3,321.95 CR
30/06/2018	Revaluation - 30/06/2018 @ \$0.000000 - 0.000000 Units on hand		3,321.95		0.00 DR
		0.00	3,321.95	4,821.95	0.00 DR
<u>Novogen Limited - Options (NRTO.AX)</u>					
01/07/2017	Opening Balance	5,000.00			0.00 DR
20/11/2017	1 for 10 share consolidation of NRTO.AX	(4,500.00)			0.00 DR
29/11/2017	NRTO.AX to KZAO.AX	(500.00)			0.00 DR
29/11/2017	NRTO.AX to KZAO.AX	0.00			0.00 DR
		0.00	0.00		0.00 DR
<u>Oncosil Medical Ltd (OSL.AX)</u>					
01/07/2017	Opening Balance	20,000.00			1,940.00 DR
11/04/2018		25,000.00	3,000.00		4,940.00 DR
30/06/2018	Revaluation - 29/06/2018 @ \$0.230000 (System Price) - 45,000.000000 Units on hand		5,410.00		10,350.00 DR
		45,000.00	8,410.00		10,350.00 DR
<u>Panoramic Resources Limited (PAN.AX)</u>					
01/07/2017	Opening Balance	10,000.00			2,200.00 DR
20/02/2018		1,429.00	485.86		2,685.86 DR
30/06/2018	Revaluation - 29/06/2018 @ \$0.620000 (System Price) - 11,429.000000 Units on hand		4,400.12		7,085.98 DR

CC'S SUPERANNUATION FUND

General Ledger

For The Period 01 July 2017 - 30 June 2018

Transaction Date	Description	Units	Debit	Credit	Balance \$
		11,429.00	4,885.98		7,085.98 DR
<u>Pendal Group Limited (PDL.AX)</u>					
04/05/2018	BTT.AX to PDL.AX	1,109.00	9,093.80		9,093.80 DR
30/06/2018	Revaluation - 29/06/2018 @ \$9.910000 (System Price) - 1,109.000000 Units on hand		1,896.39		10,990.19 DR
		1,109.00	10,990.19		10,990.19 DR
<u>Redflow Limited (RFX.AX)</u>					
01/07/2017	Opening Balance	10,000.00			1,500.00 DR
13/05/2018		5,000.00	500.00		2,000.00 DR
30/06/2018	Revaluation - 29/06/2018 @ \$0.088000 (System Price) - 15,000.000000 Units on hand			680.00	1,320.00 DR
		15,000.00	500.00	680.00	1,320.00 DR
<u>Ramsay 'CARES' (\$100 Cony. Adj. Rate Equity Secs) (RHCPA.AX)</u>					
01/07/2017	Opening Balance	200.00			21,380.00 DR
30/06/2018	Revaluation - 29/06/2018 @ \$106.990000 (System Price) - 200.000000 Units on hand		18.00		21,398.00 DR
		200.00	18.00		21,398.00 DR
<u>Sundance Energy Australia Limited (SEA.AX)</u>					
21/07/2017		50,000.00	3,021.95		3,021.95 DR
30/06/2018	Revaluation - 29/06/2018 @ \$0.076000 (System Price) - 50,000.000000 Units on hand		778.05		3,800.00 DR
		50,000.00	3,800.00		3,800.00 DR
<u>Seek Limited (SEK.AX)</u>					
01/07/2017	Opening Balance	1,000.00			16,910.00 DR
30/06/2018	Revaluation - 29/06/2018 @ \$21.810000 (System Price) - 1,000.000000 Units on hand		4,900.00		21,810.00 DR
		1,000.00	4,900.00		21,810.00 DR
<u>Sirtex Medical Limited (SRX.AX)</u>					
01/07/2017	Opening Balance	1,000.00			16,250.00 DR
30/06/2018	Revaluation - 29/06/2018 @ \$31.450000 (System Price) - 1,000.000000 Units on hand		15,200.00		31,450.00 DR
		1,000.00	15,200.00		31,450.00 DR
<u>Suncorp Group Limited (SUN.AX)</u>					
01/07/2017	Opening Balance	3,000.00			44,460.00 DR
30/06/2018	Revaluation - 29/06/2018 @ \$14.590000 (System Price) - 3,000.000000 Units on hand			690.00	43,770.00 DR
		3,000.00		690.00	43,770.00 DR
<u>Seven Group (TEL YS 4) \$100 Perpetual Prefs (SVWPA.AX)</u>					
01/07/2017	Opening Balance	400.00			30,000.00 DR
15/11/2017		100.00	8,361.95		38,361.95 DR
30/06/2018	Revaluation - 29/06/2018 @ \$79.420000 (System Price) - 500.000000 Units on hand		1,348.05		39,710.00 DR
		500.00	9,710.00		39,710.00 DR
<u>Telstra Corporation Limited. (TLS.AX)</u>					
01/07/2017	Opening Balance	7,220.00			31,046.00 DR

CC'S SUPERANNUATION FUND

General Ledger

For The Period 01 July 2017 - 30 June 2018

Transaction Date	Description	Units	Debit	Credit	Balance \$
30/06/2018	Revaluation - 29/06/2018 @ \$2.620000 (System Price) - 7,220.000000 Units on hand			12,129.60	18,916.40 DR
		7,220.00		12,129.60	18,916.40 DR
<u>Vgi Partners Global Investments Limited (VG1.AX)</u>					
06/09/2017		10,000.00	20,000.00		20,000.00 DR
30/06/2018	Revaluation - 29/06/2018 @ \$2.270000 (System Price) - 10,000.000000 Units on hand		2,700.00		22,700.00 DR
		10,000.00	22,700.00		22,700.00 DR
<u>Westpac Banking Corporation (WBC.AX)</u>					
01/07/2017	Opening Balance	522.00			15,926.22 DR
30/06/2018	Revaluation - 29/06/2018 @ \$29.300000 (System Price) - 522.000000 Units on hand			631.62	15,294.60 DR
		522.00		631.62	15,294.60 DR
<u>Westpac \$100 Conv. Pref. Shares (WBCPC.AX)</u>					
01/07/2017	Opening Balance	200.00			20,583.60 DR
30/06/2018	Revaluation - 30/06/2018 @ \$96.589000 (Custom) - 200.000000 Units on hand			1,265.80	19,317.80 DR
		200.00		1,265.80	19,317.80 DR
<u>Westpac \$100 Capital Notes IV (WBCPG.AX)</u>					
01/07/2017	Opening Balance	305.00			32,322.38 DR
30/06/2018	Revaluation - 29/06/2018 @ \$104.300000 (System Price) - 305.000000 Units on hand			510.88	31,811.50 DR
		305.00		510.88	31,811.50 DR
<u>Wesfarmers Limited (WES.AX)</u>					
01/07/2017	Opening Balance	487.00			19,538.44 DR
30/06/2018	Revaluation - 29/06/2018 @ \$49.360000 (System Price) - 487.000000 Units on hand		4,499.88		24,038.32 DR
		487.00	4,499.88		24,038.32 DR
<u>Woolworths Group Limited (WOW.AX)</u>					
01/07/2017	Opening Balance	1,000.00			25,540.00 DR
30/06/2018	Revaluation - 29/06/2018 @ \$30.520000 (System Price) - 1,000.000000 Units on hand		4,980.00		30,520.00 DR
		1,000.00	4,980.00		30,520.00 DR
<u>Yojee Limited (YOJ.AX)</u>					
29/01/2018		20,000.00	5,721.95		5,721.95 DR
30/06/2018	Revaluation - 29/06/2018 @ \$0.135000 (System Price) - 20,000.000000 Units on hand			3,021.95	2,700.00 DR
		20,000.00	5,721.95	3,021.95	2,700.00 DR
Units in Listed Unit Trusts (Australian) (78200)					
<u>Goodman Plus Trust (GMPPA.AX)</u>					
01/07/2017	Opening Balance	120.00			12,096.00 DR
02/10/2017		(120.00)		12,233.95	137.95 CR
02/10/2017	Unrealised Gain writeback as at 02/10/2017		137.95		0.00 DR
		0.00	137.95	12,233.95	0.00 DR

CC'S SUPERANNUATION FUND

General Ledger

For The Period 01 July 2017 - 30 June 2018

Transaction Date	Description	Units	Debit	Credit	Balance \$
MXUPA-TRANS PREF3-BBSW (MXUPA-TRANS.AX)					
01/07/2017	Opening Balance	200.00			15,298.00 DR
28/06/2018		200.00	15,779.95		31,077.95 DR
30/06/2018	Revaluation - 30/06/2018 @ \$77.900000 (System Price) - 400.000000 Units on hand		82.05		31,160.00 DR
		400.00	15,862.00		31,160.00 DR
Rural Funds Group (RFF.AX)					
01/07/2017	Opening Balance	5,000.00			9,225.00 DR
26/06/2018		754.00	1,650.59		10,875.59 DR
29/06/2018		4,246.00	9,179.37		20,054.96 DR
30/06/2018	Revaluation - 29/06/2018 @ \$2.120000 (System Price) - 10,000.000000 Units on hand		1,145.04		21,200.00 DR
		10,000.00	11,975.00		21,200.00 DR
Sydney Airport - Fully Paid Stapled (SYD.AX)					
01/07/2017	Opening Balance	500.00			3,545.00 DR
30/06/2018	Revaluation - 29/06/2018 @ \$7.160000 (System Price) - 500.000000 Units on hand		35.00		3,580.00 DR
		500.00	35.00		3,580.00 DR
Income Tax Payable/Refundable (85000)					
Income Tax Payable/Refundable (85000)					
01/07/2017	Opening Balance				16,746.72 DR
13/05/2018				16,746.72	0.00 DR
30/06/2018	Create Entries - Franking Credits Adjustment - 30/06/2018		17,881.37		17,881.37 DR
30/06/2018	Create Entries - Income Tax Expense - 30/06/2018			1,326.90	16,554.47 DR
			17,881.37	18,073.62	16,554.47 DR
Total Debits:		1,225,371.08			
Total Credits:				1,225,371.08	