

Financial statements and reports for the year ended
30 June 2018

R & B SUPER FUND

Statement of Financial Position

Detailed Statement of Financial Position

Operating Statement

Detailed Operating Statement

Members Statement

Consolidated Members Statement

Members Summary

Notes to the Financial Statements

Statement of Financial Position

As at 30 June 2018

	Note	2018 \$	2017 \$
Assets			
Investments			
Fixed Interest Securities (Australian)	2	50,000.00	0.00
Fixtures and Fittings (at written down value) - Unitised	3	3,068.40	3,542.38
Managed Investments (Australian)	4	352,279.85	268,636.91
Real Estate Properties (Australian - Residential)	5	351,457.62	351,457.62
Shares in Listed Companies (Australian)	6	599,404.26	550,561.64
Units in Listed Unit Trusts (Australian)	7	89,635.50	123,500.00
Total Investments		<u>1,445,845.63</u>	<u>1,297,698.55</u>
Other Assets			
Formation Expenses		1,320.00	1,320.00
Sundry Debtors		0.00	4,840.01
Cash At Bank - Macquarie #2414		149,822.50	207,981.01
Bank Acc CBA #6527		195,777.72	590,241.60
Distributions Receivable		3,788.30	0.00
Members Equity Bank 113269		200,000.00	0.00
Members Equity Bank 113205		200,000.00	0.00
Income Tax Refundable		623.71	3,577.99
Total Other Assets		<u>751,332.23</u>	<u>807,960.61</u>
Total Assets		<u>2,197,177.86</u>	<u>2,105,659.16</u>
Less:			
Liabilities			
PAYG Payable		0.00	1,094.00
Total Liabilities		<u>0.00</u>	<u>1,094.00</u>
Net assets available to pay benefits		<u>2,197,177.86</u>	<u>2,104,565.16</u>
Represented by:			
Liability for accrued benefits allocated to members' accounts	9, 10		
CHALMERS, ROBERT - Accumulation		4,869.99	574,573.94
CHALMERS, ROBERT - Pension (Transition to Retirement)		0.00	495,236.60
CHALMERS, ROBERT - Pension (Account Based Pension)		1,118,373.91	0.00
CHALMERS, BARBARA - Accumulation		9,442.60	574,573.92
CHALMERS, BARBARA - Pension (Transition to Retirement)		0.00	460,180.70
CHALMERS, BARBARA - Pension (Account Based Pension)		1,064,491.36	0.00

Refer to compilation report

Statement of Financial Position

As at 30 June 2018

	Note	2018	2017
		\$	\$
Total Liability for accrued benefits allocated to members' accounts		<u>2,197,177.86</u>	<u>2,104,565.16</u>

Refer to compilation report

Detailed Statement of Financial Position

As at 30 June 2018

	Note	2018 \$	2017 \$
Assets			
Investments			
Fixed Interest Securities (Australian)	2		
La Trobe Financial		50,000.00	0.00
Fixtures and Fittings (at written down value) - Unitised	3		
Security Door		424.00	530.00
Retaining Wall		2,110.50	2,345.00
Cooktop		533.90	667.38
Managed Investments (Australian)	4		
Magellan Asset Management Ltd		0.00	38,152.88
SG Hiscock & Company		39,084.03	35,583.73
Vanguard Conservative Index Fund		103,902.52	0.00
Vanguard Fund		0.00	96,388.76
Vanguard Australian Properties Index Fund		53,047.38	0.00
Investors Mutual Ltd		52,086.88	49,529.83
The Platinum Trust		104,159.04	48,981.71
Real Estate Properties (Australian - Residential)	5		
6 Windsor PI Forest Lake		351,457.62	351,457.62
Shares in Listed Companies (Australian)	6		
Commonwealth Bank Of Australia.		21,861.00	24,843.00
Adelaide Brighton Limited_No 1		0.00	112,600.00
Aristocrat Leisure Limited		30,900.00	22,560.00
IMF Bentham Limited		0.00	18,900.00
BHP Group Limited		42,387.50	29,100.00
Brickworks Limited		15,640.00	0.00
ARQ Group Limited		19,800.00	0.00
Maxitrans Industries Limited		25,250.00	33,500.00
Credit Corp Group Limited		21,684.00	0.00
Vita Group Limited		29,400.00	33,300.00
Ausnet Services Limited		9,630.00	10,410.00
Codan Limited		30,000.00	0.00
Vocus Group Limited		46,200.00	67,400.00
Bluescope Steel Limited		34,520.00	0.00
Ap Eagers Limited		110,890.00	108,680.00
Saunders International Limited		37,200.00	30,000.00
Crown Resorts Limited		27,000.00	24,560.00
Austin Engineering Limited		1,739.26	1,663.64
Regis Resources Limited		30,720.00	0.00
G8 Education Limited		9,320.00	14,440.00
Westpac Banking Corporation		14,650.00	15,255.00

Refer to compilation report

R & B SUPER FUND

Detailed Statement of Financial Position

As at 30 June 2018

	Note	2018 \$	2017 \$
Investments			
South32 Limited		40,612.50	3,350.00
Units in Listed Unit Trusts (Australian)	7		
Cromwell Property Group		0.00	123,500.00
Magellan Global Fd		89,635.50	0.00
Total Investments		<u>1,445,845.63</u>	<u>1,297,698.55</u>
Other Assets			
Bank Accounts	8		
Cash At Bank - Macquarie #2414		149,822.50	207,981.01
Bank Acc CBA #6527		195,777.72	590,241.60
Term Deposits	8		
Members Equity Bank 113205		200,000.00	0.00
Members Equity Bank 113269		200,000.00	0.00
Distributions Receivable			
Vanguard Australian Properties Index Fund		278.23	0.00
Vanguard Conservative Index Fund		1,694.43	0.00
SG Hiscock & Company		1,815.64	0.00
Formation Expenses		1,320.00	1,320.00
Sundry Debtors		0.00	4,840.01
Income Tax Refundable		623.71	3,577.99
Total Other Assets		<u>751,332.23</u>	<u>807,960.61</u>
Total Assets		<u>2,197,177.86</u>	<u>2,105,659.16</u>
Less:			
Liabilities			
PAYG Payable		0.00	1,094.00
Total Liabilities		<u>0.00</u>	<u>1,094.00</u>
Net assets available to pay benefits		<u>2,197,177.86</u>	<u>2,104,565.16</u>
Represented By :			
Liability for accrued benefits allocated to members' accounts	9, 10		
CHALMERS, ROBERT - Accumulation		4,869.99	574,573.94
CHALMERS, ROBERT - Pension (Transition to Retirement)		0.00	495,236.60
CHALMERS, ROBERT - Pension (Account Based Pension)		1,118,373.91	0.00
CHALMERS, BARBARA - Accumulation		9,442.60	574,573.92
CHALMERS, BARBARA - Pension (Transition to Retirement)		0.00	460,180.70
CHALMERS, BARBARA - Pension (Account Based Pension)		1,064,491.36	0.00
Total Liability for accrued benefits allocated to members' accounts		<u>2,197,177.86</u>	<u>2,104,565.16</u>

Refer to compilation report

Detailed Statement of Financial Position

As at 30 June 2018

	Note	2018	2017
		\$	\$

Refer to compilation report

Operating Statement

For the year ended 30 June 2018

	Note	2018 \$	2017 \$
Income			
Investment Income			
Trust Distributions	13	35,406.36	5,525.35
Dividends Received	12	21,602.52	31,338.32
Interest Received		13,075.17	6,616.51
Other Investment Income		169.18	0.00
Property Income	14	13,000.00	13,000.00
Investment Gains			
Changes in Market Values	15	5,837.30	(1,000.37)
Contribution Income			
Employer Contributions		49,992.00	69,992.00
Personal Non Concessional		0.00	1,080,000.00
Total Income		<u>139,082.53</u>	<u>1,205,471.81</u>
Expenses			
Accountancy Fees		4,180.00	4,235.00
Administration Costs		143.00	0.00
ATO Supervisory Levy		259.00	259.00
Auditor's Remuneration		605.00	550.00
ASIC Fees		48.00	0.00
Advisor Fees		5,850.00	5,850.00
Bank Charges		0.00	997.00
Depreciation		473.98	525.00
Insurance		0.00	640.00
Property Expenses - Council Rates		1,498.40	2,391.84
Property Expenses - Insurance Premium		657.09	0.00
Property Expenses - Water Rates		1,034.07	0.00
Member Payments			
Pensions Paid		29,000.00	38,700.00
Total Expenses		<u>43,748.54</u>	<u>54,147.84</u>
Benefits accrued as a result of operations before income tax			
		<u>95,333.99</u>	<u>1,151,323.97</u>
Income Tax Expense	16	2,721.29	12,252.90
Benefits accrued as a result of operations		<u>92,612.70</u>	<u>1,139,071.07</u>

Refer to compilation report

Detailed Operating Statement

For the year ended 30 June 2018

	2018	2017
	\$	\$
Income		
Investment Income		
Trust Distributions		
Cromwell Property Group	5,421.00	2,377.85
Distributions Received	0.00	178.37
Investors Mutual Ltd	2,548.82	1,208.60
Magellan Global Fd	6,887.92	0.00
SG Hiscock & Company	2,069.71	394.57
The Platinum Trust	11,023.13	0.02
Vanguard Australian Properties Index Fund	4,228.57	0.00
Vanguard Conservative Index Fund	3,227.21	0.00
Vanguard Fund	0.00	1,365.94
	35,406.36	5,525.35
Dividends Received		
Ap Eagers Limited	4,680.00	0.00
Aristocrat Leisure Limited	200.00	0.00
Ausnet Services Limited	555.00	0.00
BHP Group Limited	1,544.18	0.00
Codan Limited	400.00	0.00
Commonwealth Bank Of Australia.	1,290.00	0.00
Credit Corp Group Limited	372.00	0.00
Crown Resorts Limited	1,200.00	0.00
Dividends Received	0.00	31,338.32
G8 Education Limited	880.00	0.00
IMF Bentham Limited	400.00	0.00
Macquarie Group Limited	280.00	0.00
Maxitrans Industries Limited	1,750.00	0.00
Melbourne It Limited	450.00	0.00
Regis Resources Limited	480.00	0.00
Saunders International Limited	1,400.00	0.00
South32 Limited	1,151.34	0.00
Vita Group Limited	3,630.00	0.00
Westpac Banking Corporation	940.00	0.00
	21,602.52	31,338.32
Interest Received		
Bank Acc - CBA Acc #5376	0.00	60.22
Bank Acc CBA #6527	9,259.28	2,367.08
Cash At Bank - Macquarie #2414	2,056.45	4,189.21
La Trobe Financial	1,759.44	0.00
	13,075.17	6,616.51
Property Income		
6 Windsor PI Forest Lake	13,000.00	13,000.00
	13,000.00	13,000.00
Other Investment Income		
Other Income	169.18	0.00
	169.18	0.00
Contribution Income		
Employer Contributions - Concessional		
BARBARA CHALMERS	24,996.00	34,996.00
ROBERT CHALMERS	24,996.00	34,996.00
	49,992.00	69,992.00

Refer to compilation report

R & B SUPER FUND

Detailed Operating Statement

For the year ended 30 June 2018

	2018	2017
	\$	\$
Personal Contributions - Non Concessional		
BARBARA CHALMERS	0.00	540,000.00
ROBERT CHALMERS	0.00	540,000.00
	<u>0.00</u>	<u>1,080,000.00</u>
Investment Gains		
Realised Movements in Market Value		
Managed Investments (Australian)		
Magellan Asset Management Ltd	(0.88)	0.00
	<u>(0.88)</u>	<u>0.00</u>
Shares in Listed Companies (Australian)		
Adelaide Brighton Limited_No 1	935.04	0.00
IMF Bentham Limited	4,990.10	0.00
	<u>5,925.14</u>	<u>0.00</u>
Units in Listed Unit Trusts (Australian)		
Cromwell Property Group	20,327.98	0.00
	<u>20,327.98</u>	<u>0.00</u>
Unrealised Movements in Market Value		
Managed Investments (Australian)		
Investors Mutual Ltd	8.23	0.00
SG Hiscock & Company	3,001.40	0.00
The Platinum Trust	(5,845.80)	0.00
Vanguard Australian Properties Index Fund	1,571.67	0.00
Vanguard Conservative Index Fund	1,621.66	0.00
	<u>357.16</u>	<u>0.00</u>
Shares in Listed Companies (Australian)		
Adelaide Brighton Limited_No 1	(2,668.24)	0.00
Ap Eagers Limited	2,210.00	0.00
Aristocrat Leisure Limited	8,340.00	0.00
ARQ Group Limited	1,539.60	0.00
Ausnet Services Limited	(780.00)	0.00
Austin Engineering Limited	75.62	0.00
BHP Group Limited	13,287.50	0.00
Bluescope Steel Limited	(1,099.90)	0.00
Brickworks Limited	(289.95)	0.00
Codan Limited	5,570.05	0.00
Commonwealth Bank Of Australia.	(2,982.00)	0.00
Credit Corp Group Limited	(4,807.76)	0.00
Crown Resorts Limited	2,440.00	0.00
G8 Education Limited	(5,120.00)	0.00
IMF Bentham Limited	829.95	0.00
Maxitrans Industries Limited	(8,250.00)	0.00
Regis Resources Limited	6,090.05	0.00
Saunders International Limited	(2,800.00)	0.00
South32 Limited	1,719.90	0.00
Vita Group Limited	(3,900.00)	0.00
Vocus Group Limited	(21,200.00)	0.00
Westpac Banking Corporation	(605.00)	0.00
	<u>(12,400.18)</u>	<u>0.00</u>
Units in Listed Unit Trusts (Australian)		
Cromwell Property Group	(2,967.50)	0.00
Magellan Global Fd	(5,404.42)	0.00

Refer to compilation report

R & B SUPER FUND**Detailed Operating Statement**

For the year ended 30 June 2018

	2018	2017
	\$	\$
	<u>(8,371.92)</u>	<u>0.00</u>
Other Revaluations	0.00	(1,000.37)
	<u>0.00</u>	<u>(1,000.37)</u>
Changes in Market Values	<u>5,837.30</u>	<u>(1,000.37)</u>
Total Income	<u>139,082.53</u>	<u>1,205,471.81</u>
Expenses		
Accountancy Fees	4,180.00	4,235.00
Administration Costs	143.00	0.00
Advisor Fees	5,850.00	5,850.00
ASIC Fees	48.00	0.00
ATO Supervisory Levy	259.00	259.00
Auditor's Remuneration	605.00	550.00
Bank Charges	0.00	997.00
Insurance	0.00	640.00
	<u>11,085.00</u>	<u>12,531.00</u>
Depreciation		
Cooktop	133.48	132.00
Retaining Wall	234.50	260.00
Security Door	106.00	133.00
	<u>473.98</u>	<u>525.00</u>
Property Expenses - Council Rates		
6 Windsor PI Forest Lake	1,498.40	2,391.84
	<u>1,498.40</u>	<u>2,391.84</u>
Property Expenses - Insurance Premium		
6 Windsor PI Forest Lake	657.09	0.00
	<u>657.09</u>	<u>0.00</u>
Property Expenses - Water Rates		
6 Windsor PI Forest Lake	1,034.07	0.00
	<u>1,034.07</u>	<u>0.00</u>
Member Payments		
Pensions Paid		
CHALMERS, ROBERT - Pension (Account Based Pension)	7,380.00	0.00
CHALMERS, BARBARA - Pension (Account Based Pension)	21,620.00	0.00
CHALMERS, BARBARA - Pension (Transition to Retirement)	0.00	18,660.00
CHALMERS, ROBERT - Pension (Transition to Retirement)	0.00	20,040.00
	<u>29,000.00</u>	<u>38,700.00</u>
Total Expenses	<u>43,748.54</u>	<u>54,147.84</u>
Benefits accrued as a result of operations before income tax	<u>95,333.99</u>	<u>1,151,323.97</u>
Income Tax Expense		
Income Tax Expense	2,721.29	12,252.90
Total Income Tax	<u>2,721.29</u>	<u>12,252.90</u>
Benefits accrued as a result of operations	<u>92,612.70</u>	<u>1,139,071.07</u>

Refer to compilation report

Members Statement

ROBERT ALEXANDER CHALMERS
40 Scribner Avenue, Forestdale
Queensland, 4118, Australia

Your Details

Date of Birth : 20/05/1953
Age: 65
Tax File Number: Provided
Date Joined Fund: 25/09/2007
Service Period Start Date: 01/06/1985
Date Left Fund:
Member Code: CHAROB00001A
Account Start Date 25/09/2007
Account Phase: Accumulation Phase
Account Description: Accumulation

Nominated Beneficiaries N/A
Vested Benefits 4,869.99
Total Death Benefit 4,869.99

Your Balance

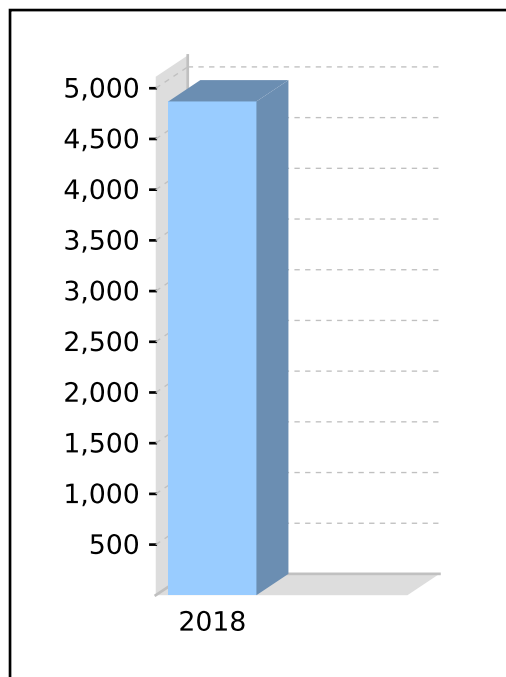
Total Benefits 4,869.99

Preservation Components

Preserved 21,410.60
Unrestricted Non Preserved 4,869.99
Restricted Non Preserved

Tax Components

Tax Free
Taxable 4,869.99



Your Detailed Account Summary

	This Year
Opening balance at 01/07/2017	574,573.94
<u>Increases to Member account during the period</u>	
Employer Contributions	24,996.00
Personal Contributions (Concessional)	
Personal Contributions (Non Concessional)	
Government Co-Contributions	
Other Contributions	
Proceeds of Insurance Policies	
Transfers In	
Net Earnings	(23,554.28)
Internal Transfer In	495,236.60
<u>Decreases to Member account during the period</u>	
Pensions Paid	
Contributions Tax	3,749.40
Income Tax	3,527.63
No TFN Excess Contributions Tax	
Excess Contributions Tax	
Refund Excess Contributions	
Division 293 Tax	
Insurance Policy Premiums Paid	
Management Fees	
Member Expenses	
Benefits Paid/Transfers Out	
Superannuation Surcharge Tax	
Internal Transfer Out	1,059,105.24
Closing balance at 30/06/2018	4,869.99

Members Statement

ROBERT ALEXANDER CHALMERS
40 Scribner Avenue, Forestdale
Queensland, 4118, Australia

Your Details

Date of Birth : 20/05/1953
Age: 65
Tax File Number: Provided
Date Joined Fund: 25/09/2007
Service Period Start Date: 01/06/1985
Date Left Fund: 01/07/2017
Member Code: CHAROB00003P
Account Start Date: 01/07/2016
Account Phase: Accumulation Phase
Account Description: Transition to Retirement

Nominated Beneficiaries N/A
Vested Benefits
Total Death Benefit

Your Balance

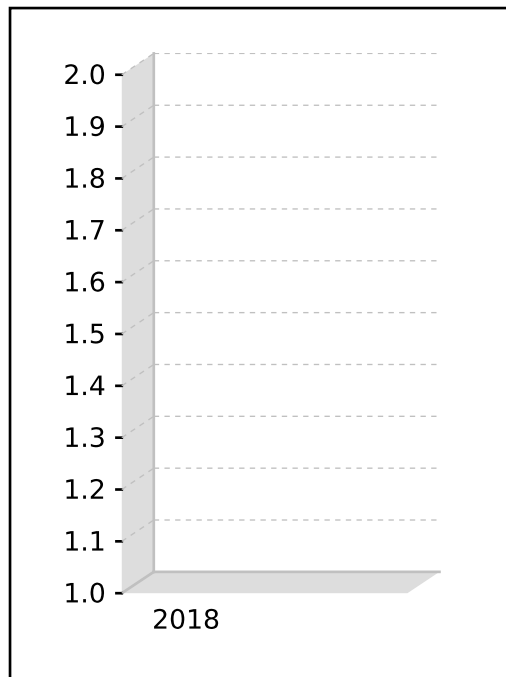
Total Benefits

Preservation Components

Preserved
Unrestricted Non Preserved
Restricted Non Preserved

Tax Components

Tax Free (24.51%)
Taxable



Your Detailed Account Summary

	This Year
Opening balance at 01/07/2017	495,236.60
<u>Increases to Member account during the period</u>	
Employer Contributions	
Personal Contributions (Concessional)	
Personal Contributions (Non Concessional)	
Government Co-Contributions	
Other Contributions	
Proceeds of Insurance Policies	
Transfers In	
Net Earnings	
Internal Transfer In	
<u>Decreases to Member account during the period</u>	
Pensions Paid	
Contributions Tax	
Income Tax	
No TFN Excess Contributions Tax	
Excess Contributions Tax	
Refund Excess Contributions	
Division 293 Tax	
Insurance Policy Premiums Paid	
Management Fees	
Member Expenses	
Benefits Paid/Transfers Out	
Superannuation Surcharge Tax	
Internal Transfer Out	495,236.60
Closing balance at 30/06/2018	0.00

Members Statement

ROBERT ALEXANDER CHALMERS
40 Scribner Avenue, Forestdale
Queensland, 4118, Australia

Your Details

Date of Birth : 20/05/1953
Age: 65
Tax File Number: Provided
Date Joined Fund: 25/09/2007
Service Period Start Date: 01/06/1985
Date Left Fund:
Member Code: CHAROB00004P
Account Start Date 20/05/2018
Account Phase: Retirement Phase
Account Description: Account Based Pension

Nominated Beneficiaries N/A
Vested Benefits 1,118,373.91
Total Death Benefit 1,118,373.91

Your Balance

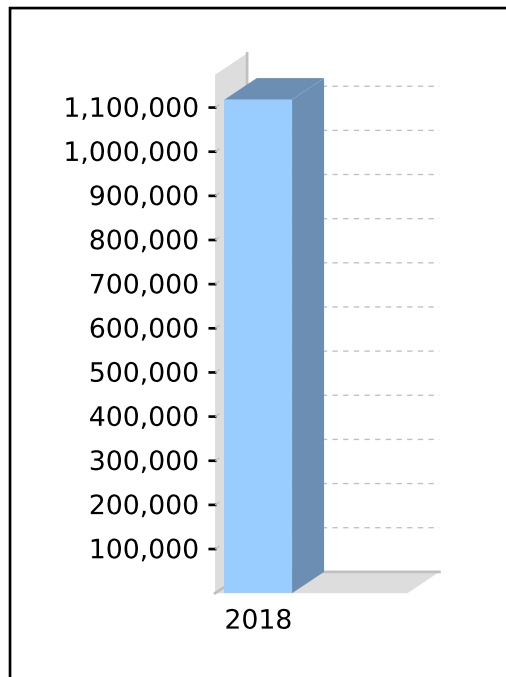
Total Benefits 1,118,373.91

Preservation Components

Preserved
Unrestricted Non Preserved 1,118,373.91
Restricted Non Preserved

Tax Components

Tax Free (62.45%) 698,405.58
Taxable 419,968.33



Your Detailed Account Summary

	This Year
Opening balance at 01/07/2017	
<u>Increases to Member account during the period</u>	
Employer Contributions	
Personal Contributions (Concessional)	
Personal Contributions (Non Concessional)	
Government Co-Contributions	
Other Contributions	
Proceeds of Insurance Policies	
Transfers In	
Net Earnings	66,648.67
Internal Transfer In	1,059,105.24
<u>Decreases to Member account during the period</u>	
Pensions Paid	7,380.00
Contributions Tax	
Income Tax	
No TFN Excess Contributions Tax	
Excess Contributions Tax	
Refund Excess Contributions	
Division 293 Tax	
Insurance Policy Premiums Paid	
Management Fees	
Member Expenses	
Benefits Paid/Transfers Out	
Superannuation Surcharge Tax	
Internal Transfer Out	
Closing balance at 30/06/2018	1,118,373.91

Members Statement

BARBARA CHALMERS
40 Scribner Avenue, Forestdale
Queensland, 4118, Australia

Your Details

Date of Birth : 09/02/1953
Age: 65
Tax File Number: Provided
Date Joined Fund: 25/09/2007
Service Period Start Date: 07/01/1982
Date Left Fund:
Member Code: CHABAR00001A
Account Start Date 25/09/2007
Account Phase: Accumulation Phase
Account Description: Accumulation

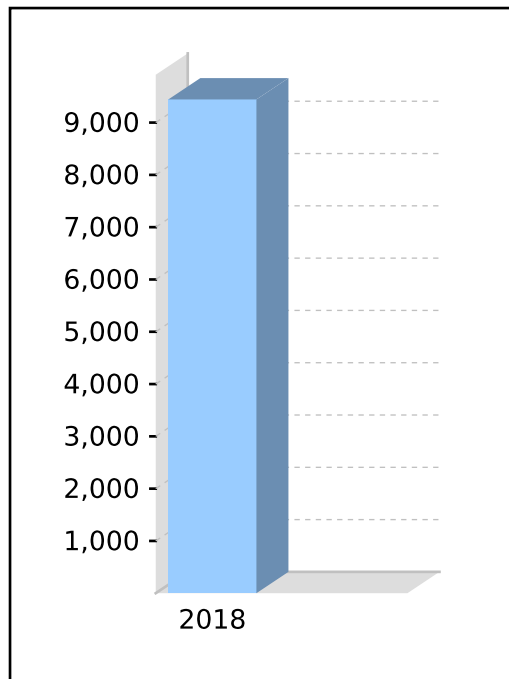
Nominated Beneficiaries N/A
Vested Benefits 9,442.60
Total Death Benefit 9,442.60

Your Balance

Total Benefits 9,442.60

Preservation Components
Preserved
Unrestricted Non Preserved 9,442.60
Restricted Non Preserved

Tax Components
Tax Free
Taxable 9,442.60



Your Detailed Account Summary

	This Year
Opening balance at 01/07/2017	574,573.92
<u>Increases to Member account during the period</u>	
Employer Contributions	24,996.00
Personal Contributions (Concessional)	
Personal Contributions (Non Concessional)	
Government Co-Contributions	
Other Contributions	
Proceeds of Insurance Policies	
Transfers In	
Net Earnings	802.80
Internal Transfer In	460,180.70
<u>Decreases to Member account during the period</u>	
Pensions Paid	
Contributions Tax	3,749.40
Income Tax	2,052.82
No TFN Excess Contributions Tax	
Excess Contributions Tax	
Refund Excess Contributions	
Division 293 Tax	
Insurance Policy Premiums Paid	
Management Fees	
Member Expenses	
Benefits Paid/Transfers Out	
Superannuation Surcharge Tax	
Internal Transfer Out	1,045,308.60
Closing balance at 30/06/2018	9,442.60

Members Statement

BARBARA CHALMERS
40 Scribner Avenue, Forestdale
Queensland, 4118, Australia

Your Details

Date of Birth : 09/02/1953
Age: 65
Tax File Number: Provided
Date Joined Fund: 25/09/2007
Service Period Start Date: 07/01/1982
Date Left Fund: 01/07/2017
Member Code: CHABAR00002P
Account Start Date 01/07/2016
Account Phase: Accumulation Phase
Account Description: Transition to Retirement

Nominated Beneficiaries N/A
Vested Benefits
Total Death Benefit

Your Balance

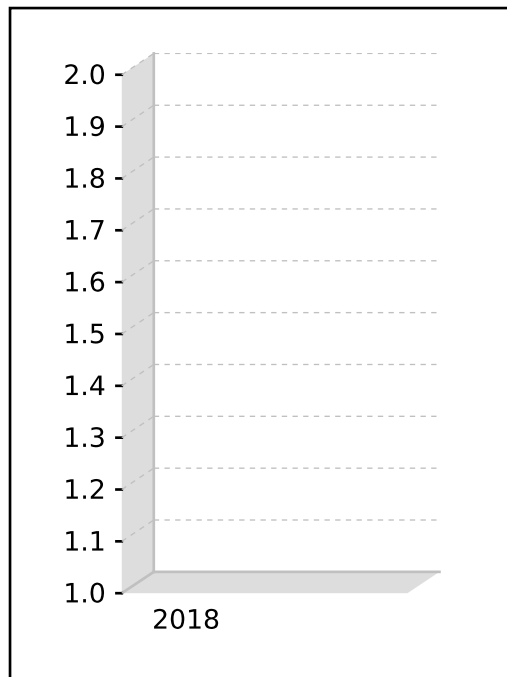
Total Benefits

Preservation Components

Preserved
Unrestricted Non Preserved
Restricted Non Preserved

Tax Components

Tax Free (26.47%)
Taxable



Your Detailed Account Summary

	This Year
Opening balance at 01/07/2017	460,180.70
<u>Increases to Member account during the period</u>	
Employer Contributions	
Personal Contributions (Concessional)	
Personal Contributions (Non Concessional)	
Government Co-Contributions	
Other Contributions	
Proceeds of Insurance Policies	
Transfers In	
Net Earnings	
Internal Transfer In	
<u>Decreases to Member account during the period</u>	
Pensions Paid	
Contributions Tax	
Income Tax	
No TFN Excess Contributions Tax	
Excess Contributions Tax	
Refund Excess Contributions	
Division 293 Tax	
Insurance Policy Premiums Paid	
Management Fees	
Member Expenses	
Benefits Paid/Transfers Out	
Superannuation Surcharge Tax	
Internal Transfer Out	460,180.70
Closing balance at 30/06/2018	0.00

Members Statement

BARBARA CHALMERS
40 Scribner Avenue, Forestdale
Queensland, 4118, Australia

Your Details

Date of Birth : 09/02/1953
Age: 65
Tax File Number: Provided
Date Joined Fund: 25/09/2007
Service Period Start Date: 07/01/1982
Date Left Fund:
Member Code: CHABAR00003P
Account Start Date 09/02/2018
Account Phase: Retirement Phase
Account Description: Account Based Pension

Nominated Beneficiaries N/A
Vested Benefits 1,064,491.36
Total Death Benefit 1,064,491.36

Your Balance

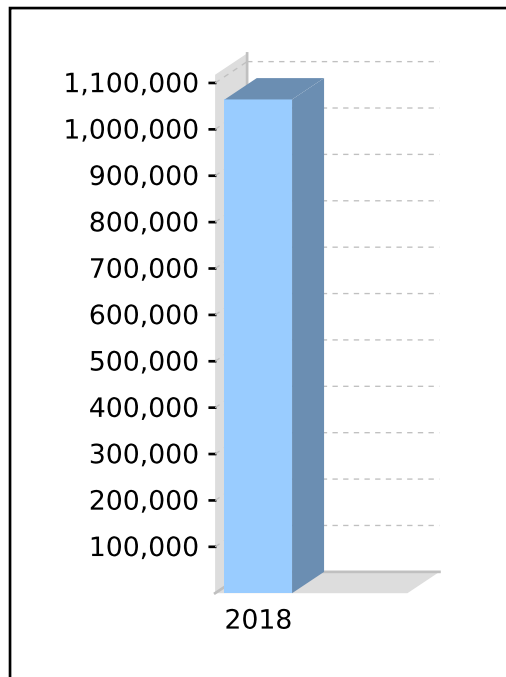
Total Benefits 1,064,491.36

Preservation Components

Preserved
Unrestricted Non Preserved 1,064,491.36
Restricted Non Preserved

Tax Components

Tax Free (63.31%) 673,946.75
Taxable 390,544.61



Your Detailed Account Summary

	This Year
Opening balance at 01/07/2017	
<u>Increases to Member account during the period</u>	
Employer Contributions	
Personal Contributions (Concessional)	
Personal Contributions (Non Concessional)	
Government Co-Contributions	
Other Contributions	
Proceeds of Insurance Policies	
Transfers In	
Net Earnings	40,802.76
Internal Transfer In	1,045,308.60
<u>Decreases to Member account during the period</u>	
Pensions Paid	21,620.00
Contributions Tax	
Income Tax	
No TFN Excess Contributions Tax	
Excess Contributions Tax	
Refund Excess Contributions	
Division 293 Tax	
Insurance Policy Premiums Paid	
Management Fees	
Member Expenses	
Benefits Paid/Transfers Out	
Superannuation Surcharge Tax	
Internal Transfer Out	
Closing balance at 30/06/2018	1,064,491.36

Members Statement

ROBERT ALEXANDER CHALMERS
40 Scribner Avenue, Forestdale
Queensland, 4118, Australia

Your Details

Date of Birth : 20/05/1953
Age: 65
Tax File Number: Provided
Date Joined Fund: 25/09/2007
Service Period Start Date: 01/06/1985
Date Left Fund:
Member Code: Consolidated
Account Start Date 25/09/2007
Account Type: Consolidated
Account Description: Consolidated

Vested Benefits 1,123,243.90
Total Death Benefit 1,123,243.90
Nominated Beneficiaries N/A

Your Balance

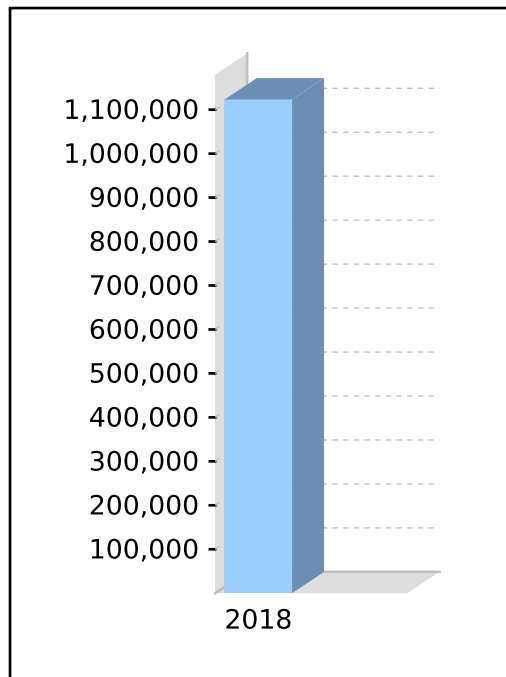
Total Benefits 1,123,243.90

Preservation Components

Preserved 21,410.60
Unrestricted Non Preserved 1,123,243.90
Restricted Non Preserved

Tax Components

Tax Free 698,405.58
Taxable 424,838.32



Your Detailed Account Summary

	This Year
Opening balance at 01/07/2017	1,069,810.54
<u>Increases to Member account during the period</u>	
Employer Contributions	24,996.00
Personal Contributions (Concessional)	
Personal Contributions (Non Concessional)	
Government Co-Contributions	
Other Contributions	
Proceeds of Insurance Policies	
Transfers In	
Net Earnings	43,094.39
Internal Transfer In	1,554,341.84
<u>Decreases to Member account during the period</u>	
Pensions Paid	7,380.00
Contributions Tax	3,749.40
Income Tax	3,527.63
No TFN Excess Contributions Tax	
Excess Contributions Tax	
Refund Excess Contributions	
Division 293 Tax	
Insurance Policy Premiums Paid	
Management Fees	
Member Expenses	
Benefits Paid/Transfers Out	
Superannuation Surcharge Tax	
Internal Transfer Out	1,554,341.84
Closing balance at 30/06/2018	1,123,243.90

Members Statement

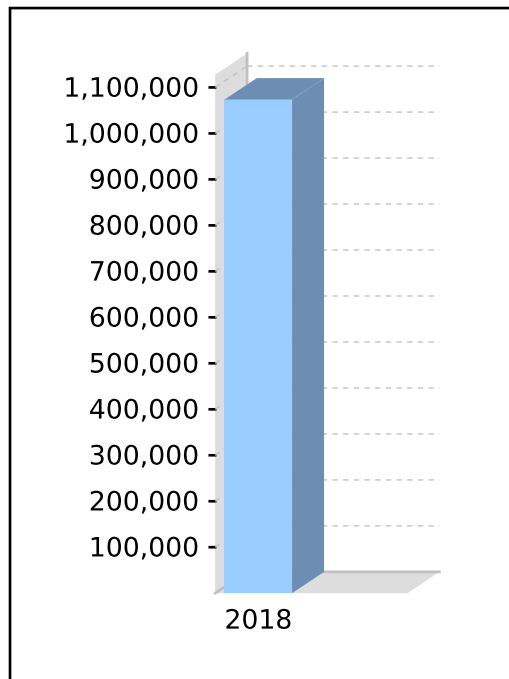
BARBARA CHALMERS
40 Scribner Avenue, Forestdale
Queensland, 4118, Australia

Your Details

Date of Birth :	09/02/1953	Vested Benefits	1,073,933.96
Age:	65	Total Death Benefit	1,073,933.96
Tax File Number:	Provided	Nominated Beneficiaries	N/A
Date Joined Fund:	25/09/2007		
Service Period Start Date:	07/01/1982		
Date Left Fund:			
Member Code:	Consolidated		
Account Start Date	25/09/2007		
Account Type:	Consolidated		
Account Description:	Consolidated		

Your Balance

Total Benefits	1,073,933.96
<u>Preservation Components</u>	
Preserved	
Unrestricted Non Preserved	1,073,933.96
Restricted Non Preserved	
<u>Tax Components</u>	
Tax Free	673,946.75
Taxable	399,987.21



Your Detailed Account Summary

	This Year
Opening balance at 01/07/2017	1,034,754.62
<u>Increases to Member account during the period</u>	
Employer Contributions	24,996.00
Personal Contributions (Concessional)	
Personal Contributions (Non Concessional)	
Government Co-Contributions	
Other Contributions	
Proceeds of Insurance Policies	
Transfers In	
Net Earnings	41,605.56
Internal Transfer In	1,505,489.30
<u>Decreases to Member account during the period</u>	
Pensions Paid	21,620.00
Contributions Tax	3,749.40
Income Tax	2,052.82
No TFN Excess Contributions Tax	
Excess Contributions Tax	
Refund Excess Contributions	
Division 293 Tax	
Insurance Policy Premiums Paid	
Management Fees	
Member Expenses	
Benefits Paid/Transfers Out	
Superannuation Surcharge Tax	
Internal Transfer Out	1,505,489.30
Closing balance at 30/06/2018	1,073,933.96

R & B SUPER FUND

Members Summary Report

As at 30 June 2018



Opening Balance	Increases				Decreases						Closing Balance
	Contributions	Transfers In	Net Earnings	Insurance Proceeds	Pensions Paid	Contributions Tax	Taxes Paid	Benefits Paid/ Transfers Out	Insurance Premiums	Member Expenses	
ROBERT ALEXANDER CHALMERS (Age: 65)											
CHAROB00001A - Accumulation											
574,573.94	24,996.00	495,236.60	(23,554.28)	0.00	0.00	3,749.40	3,527.63	1,059,105.24	0.00	0.00	4,869.99
CHAROB00003P - Transition to Retirement - Tax Free: 24.51%											
495,236.60	0.00	0.00	0.00	0.00	0.00	0.00	0.00	495,236.60	0.00	0.00	0.00
CHAROB00004P - Account Based Pension - Tax Free: 62.45%											
0.00	0.00	1,059,105.24	66,648.67	0.00	7,380.00	0.00	0.00	0.00	0.00	0.00	1,118,373.91
1,069,810.54	24,996.00	1,554,341.84	43,094.39	0.00	7,380.00	3,749.40	3,527.63	1,554,341.84	0.00	0.00	1,123,243.90
BARBARA CHALMERS (Age: 65)											
CHABAR00001A - Accumulation											
574,573.92	24,996.00	460,180.70	802.80	0.00	0.00	3,749.40	2,052.82	1,045,308.60	0.00	0.00	9,442.60
CHABAR00002P - Transition to Retirement - Tax Free: 26.47%											
460,180.70	0.00	0.00	0.00	0.00	0.00	0.00	0.00	460,180.70	0.00	0.00	0.00
CHABAR00003P - Account Based Pension - Tax Free: 63.31%											
0.00	0.00	1,045,308.60	40,802.76	0.00	21,620.00	0.00	0.00	0.00	0.00	0.00	1,064,491.36
1,034,754.62	24,996.00	1,505,489.30	41,605.56	0.00	21,620.00	3,749.40	2,052.82	1,505,489.30	0.00	0.00	1,073,933.96
2,104,565.16	49,992.00	3,059,831.14	84,699.95	0.00	29,000.00	7,498.80	5,580.45	3,059,831.14	0.00	0.00	2,197,177.86

Note 1: Summary of Significant Accounting Policies

The trustees have prepared the financial statements on the basis that the superannuation fund is a non-reporting entity because there are no users dependent on general purpose financial statements. The financial statements are therefore special purpose financial statements that have been prepared in order to meet the requirements of the Superannuation Industry (Supervision) Act 1993 and associated Regulations, the trust deed of the fund and the needs of members.

The financial statements have been prepared on a cash basis and are based on historical costs, except for investments which have been measured at market value.

The following significant accounting policies, which are consistent with the policies applied in the previous period unless otherwise stated, have been adopted in the preparation of the financial statements.

The financial statements were authorised for issue by the Director(s).

a. Measurement of Investments

The fund initially recognises:

- (i) an investment when it controls the future economic benefits expected to flow from the asset. For financial assets, the trade date is considered to be the date on which control of the future economic benefits attributable to the asset passes to the fund; and
- (ii) a financial liability on the date it becomes a party to the contractual provisions of the instrument.

Investments of the fund have been measured at market value, which refers to the amount that a willing buyer could reasonably be expected to pay to acquire the asset from a willing seller if the following assumptions were made:

- that the buyer and the seller deal with each other at arm's length in relation to the sale;
- that the sale occurred after proper marketing of the asset; and
- that the buyer and the seller acted knowledgeably and prudentially in relation to the sale.

Market value has been determined as follows:

- (i) shares and other securities listed on the Australian Securities Exchange by reference to the relevant market quotations at the end of the reporting period;
- (ii) units in managed funds by reference to the unit redemption price at the end of the reporting period;
- (iii) fixed-interest securities by reference to the redemption price at the end of the reporting period;
- (iv) unlisted investments are stated at trustees' assessment based on estimated market value at balance date or where necessary, an external valuer's opinion; and
- (v) investment properties at the trustees' assessment of the market value or where necessary a qualified independent valuer's opinion at the end of reporting period.

Financial liabilities, such as trade creditors and other payables, are measured at the gross value of the outstanding balance at the end of the reporting period. The trustees have determined that the gross values of the fund's financial liabilities is equivalent to their market values. Any remeasurement changes in the gross values of non-current financial liabilities (including liabilities for members' accrued benefits) are recognised in the operating statement in the periods in which they occur.

b. Cash and Cash Equivalents

Cash and cash equivalents include cash on hand and at call, deposits with banks and short-term, highly liquid investments that are readily convertible to cash and subject to an insignificant risk of change in value.

c. Revenue

Revenue is recognised at the fair value of the consideration received or receivable.

Interest revenue

Interest revenue is recognised in respect of fixed-interest securities, and cash and cash equivalent balances. Interest revenue is recognised upon receipt.

Notes to the Financial Statements

For the year ended 30 June 2018

Dividend revenue

Dividend revenue is recognised when the dividend has been paid or, in the case of dividend reinvestment schemes, when the dividend is credited to the benefit of the fund.

Rental revenue

Rental revenue arising from operating leases on investment properties is recognised upon receipt.

Distribution revenue

Distributions from unit trusts and managed funds are recognised as at the date the unit value is quoted ex-distribution and if not received at the end of the reporting period, are reflected in the statement of financial position as a receivable at market value.

Remeasurement changes in market values

Remeasurement changes in the market values of assets are recognised as income and determined as the difference between the market value at year-end or consideration received (if sold during the year) and the market value as at the prior year-end or cost (if acquired during the period).

d. Liability for Accrued Benefits

The liability for accrued benefits represents the fund's present obligation to pay benefits to members and beneficiaries, and has been calculated as the difference between the carrying amount of the assets and the carrying amount of the other payables and income tax liabilities as at the end of the reporting period.

e. Critical Accounting Estimates and Judgements

The preparation of financial statements requires the trustees to make judgements, estimates and assumptions that affect the application of accounting policies and the reported amounts of assets and liabilities, income and expenses. Actual results may differ from these estimates.

Estimates and underlying assumptions are reviewed on an ongoing basis. Revisions to accounting estimates are recognised in the period in which the estimate is revised and in any future period affected.

Note 2: Fixed Interest Securities (Australian)

	2018 \$	2017 \$
La Trobe Financial	50,000.00	0.00
	50,000.00	0.00

Note 3: Fixtures and Fittings (at written down value) - Unitised

	2018 \$	2017 \$
Cooktop	533.90	667.38
Retaining Wall	2,110.50	2,345.00
Security Door	424.00	530.00
	3,068.40	3,542.38

Notes to the Financial Statements

For the year ended 30 June 2018

Note 4: Managed Investments (Australian)

	2018 \$	2017 \$
Investors Mutual Ltd	52,086.88	49,529.83
Magellan Asset Management Ltd	0.00	38,152.88
The Platinum Trust	104,159.04	48,981.71
SG Hiscock & Company	39,084.03	35,583.73
Vanguard Fund	0.00	96,388.76
Vanguard Conservative Index Fund	103,902.52	0.00
Vanguard Australian Properties Index Fund	53,047.38	0.00
	352,279.85	268,636.91

Note 5: Real Estate Properties (Australian - Residential)

	2018 \$	2017 \$
6 Windsor PI Forest Lake	351,457.62	351,457.62
	351,457.62	351,457.62

Note 6: Shares in Listed Companies (Australian)

	2018 \$	2017 \$
Adelaide Brighton Limited_No 1	0.00	112,600.00
Aristocrat Leisure Limited	30,900.00	22,560.00
Austin Engineering Limited	1,739.26	1,663.64
Ap Eagers Limited	110,890.00	108,680.00
ARQ Group Limited	19,800.00	0.00
Ausnet Services Limited	9,630.00	10,410.00
BHP Group Limited	42,387.50	29,100.00
Brickworks Limited	15,640.00	0.00
Bluescope Steel Limited	34,520.00	0.00
Commonwealth Bank Of Australia.	21,861.00	24,843.00
Credit Corp Group Limited	21,684.00	0.00
Codan Limited	30,000.00	0.00
Crown Resorts Limited	27,000.00	24,560.00
G8 Education Limited	9,320.00	14,440.00
IMF Bentham Limited	0.00	18,900.00

Notes to the Financial Statements

For the year ended 30 June 2018

Maxitrans Industries Limited	25,250.00	33,500.00
Regis Resources Limited	30,720.00	0.00
South32 Limited	40,612.50	3,350.00
Saunders International Limited	37,200.00	30,000.00
Vocus Group Limited	46,200.00	67,400.00
Vita Group Limited	29,400.00	33,300.00
Westpac Banking Corporation	14,650.00	15,255.00
	599,404.26	550,561.64

Note 7: Units in Listed Unit Trusts (Australian)

	2018	2017
	\$	\$
Cromwell Property Group	0.00	123,500.00
Magellan Global Fd	89,635.50	0.00
	89,635.50	123,500.00

Note 9: Liability for Accrued Benefits

	2018	2017
	\$	\$
Liability for accrued benefits at beginning of year	2,104,565.16	0.00
Benefits accrued as a result of operations	92,612.70	1,139,071.07
Current year member movements	0.00	965,494.09
Liability for accrued benefits at end of year	2,197,177.86	2,104,565.16

Note 10: Vested Benefits

Vested benefits are benefits that are not conditional upon continued membership of the fund (or any factor other than resignation from the plan) and include benefits which members were entitled to receive had they terminated their fund membership as at the end of the reporting period.

	2018	2017
	\$	\$
Vested Benefits	2,197,177.86	2,104,565.16

Note 11: Guaranteed Benefits

Notes to the Financial Statements

For the year ended 30 June 2018

No guarantees have been made in respect of any part of the liability for accrued benefits.

Note 12: Dividends

	2018	2017
	\$	\$
Ap Eagers Limited	4,680.00	0.00
Aristocrat Leisure Limited	200.00	0.00
Ausnet Services Limited	555.00	0.00
BHP Group Limited	1,544.18	0.00
Codan Limited	400.00	0.00
Commonwealth Bank Of Australia.	1,290.00	0.00
Credit Corp Group Limited	372.00	0.00
Crown Resorts Limited	1,200.00	0.00
Dividends Received	0.00	31,338.32
G8 Education Limited	880.00	0.00
IMF Bentham Limited	400.00	0.00
Macquarie Group Limited	280.00	0.00
Maxitrans Industries Limited	1,750.00	0.00
Melbourne It Limited	450.00	0.00
Regis Resources Limited	480.00	0.00
Saunders International Limited	1,400.00	0.00
South32 Limited	1,151.34	0.00
Vita Group Limited	3,630.00	0.00
Westpac Banking Corporation	940.00	0.00
	<hr/>	<hr/>
	21,602.52	31,338.32
	<hr/>	<hr/>

Notes to the Financial Statements

For the year ended 30 June 2018

Note 13: Trust Distributions	2018 \$	2017 \$
Magellan Global Fd	6,887.92	0.00
Cromwell Property Group	5,421.00	2,377.85
Vanguard Australian Properties Index Fund	4,228.57	0.00
Vanguard Conservative Index Fund	3,227.21	0.00
SG Hiscock & Company	2,069.71	394.57
Investors Mutual Ltd	2,548.82	1,208.60
The Platinum Trust	11,023.13	0.02
Distributions Received	0.00	178.37
Vanguard Fund	0.00	1,365.94
	35,406.36	5,525.35
Note 14: Rental Income	2018 \$	2017 \$
6 Windsor PI Forest Lake	13,000.00	13,000.00
	13,000.00	13,000.00
Note 15: Unrealised Movements in Market Value	2018 \$	2017 \$
Managed Investments (Australian)		
Investors Mutual Ltd	8.23	0.00
SG Hiscock & Company	3,001.40	0.00
The Platinum Trust	(5,845.80)	0.00
Vanguard Australian Properties Index Fund	1,571.67	0.00
Vanguard Conservative Index Fund	1,621.66	0.00
	357.16	0.00
Other Revaluations		
Other Revaluations	0.00	(1,000.37)
	0.00	(1,000.37)
Shares in Listed Companies (Australian)		
ARQ Group Limited	1,539.60	0.00

Notes to the Financial Statements

For the year ended 30 June 2018

Adelaide Brighton Limited_No 1	(2,668.24)	0.00
Ap Eagers Limited	2,210.00	0.00
Aristocrat Leisure Limited	8,340.00	0.00
Ausnet Services Limited	(780.00)	0.00
Austin Engineering Limited	75.62	0.00
BHP Group Limited	13,287.50	0.00
Bluescope Steel Limited	(1,099.90)	0.00
Brickworks Limited	(289.95)	0.00
Codan Limited	5,570.05	0.00
Commonwealth Bank Of Australia.	(2,982.00)	0.00
Credit Corp Group Limited	(4,807.76)	0.00
Crown Resorts Limited	2,440.00	0.00
G8 Education Limited	(5,120.00)	0.00
IMF Bentham Limited	829.95	0.00
Maxitrans Industries Limited	(8,250.00)	0.00
Regis Resources Limited	6,090.05	0.00
Saunders International Limited	(2,800.00)	0.00
South32 Limited	1,719.90	0.00
Vita Group Limited	(3,900.00)	0.00
Vocus Group Limited	(21,200.00)	0.00
Westpac Banking Corporation	(605.00)	0.00
	<hr/>	<hr/>
	(12,400.18)	0.00
	<hr/>	<hr/>
Units in Listed Unit Trusts (Australian)		
Cromwell Property Group	(2,967.50)	0.00
Magellan Global Fd	(5,404.42)	0.00
	<hr/>	<hr/>
	(8,371.92)	0.00
	<hr/>	<hr/>
Total Unrealised Movement	(20,414.94)	(1,000.37)
	<hr/>	<hr/>
Realised Movements in Market Value		
	2018	2017
	\$	\$

Notes to the Financial Statements

For the year ended 30 June 2018

Managed Investments (Australian)		
Magellan Asset Management Ltd	(0.88)	0.00
	<u>(0.88)</u>	<u>0.00</u>
Shares in Listed Companies (Australian)		
Adelaide Brighton Limited_No 1	935.04	0.00
IMF Bentham Limited	4,990.10	0.00
	<u>5,925.14</u>	<u>0.00</u>
Units in Listed Unit Trusts (Australian)		
Cromwell Property Group	20,327.98	0.00
	<u>20,327.98</u>	<u>0.00</u>
Total Realised Movement	<u>26,252.24</u>	<u>0.00</u>
Changes in Market Values	<u>5,837.30</u>	<u>(1,000.37)</u>
Note 16: Income Tax Expense		
	2018	2017
The components of tax expense comprise	\$	\$
Current Tax	2,721.29	12,252.90
Income Tax Expense	<u>2,721.29</u>	<u>12,252.90</u>

The prima facie tax on benefits accrued before income tax is reconciled to the income tax as follows:

Prima facie tax payable on benefits accrued before income tax at 15%	14,300.10	0.00
Less:		
Tax effect of:		
Exempt Pension Income	2,445.00	0.00
Realised Accounting Capital Gains	3,937.84	0.00
Accounting Trust Distributions	5,310.95	0.00
Add:		
Tax effect of:		
Decrease in MV of Investments	3,062.24	0.00
SMSF Non-Deductible Expenses	364.35	0.00

Notes to the Financial Statements

For the year ended 30 June 2018

Pension Payments	4,350.00	0.00
Franking Credits	1,444.62	0.00
Foreign Credits	67.73	0.00
TFN Credits	54.00	0.00
Taxable Trust Distributions	854.00	0.00
Distributed Foreign Income	275.75	0.00
Rounding	0.25	0.00
Income Tax on Taxable Income or Loss	13,079.25	0.00
Less credits:		
Franking Credits	9,630.77	0.00
Foreign Credits	367.19	0.00
TFN Credits	360.00	0.00
Current Tax or Refund	<u>2,721.29</u>	<u>0.00</u>